



# CLACKAMAS COUNTY

Office of County Clerk

SHERRY HALL  
CLERK

2051 KAEN ROAD, 2<sup>ND</sup> FLOOR  
OREGON CITY, OR 97045  
503.650.5686  
FAX 503.650.5687

**VIA USPS AND BY SCAN/EMAIL**

Oregon State Elections Division  
Attn: Steve Trout, Director  
255 Capitol Street NE, Ste 501  
Salem, OR 97310

Dear Steve:

Attached please find the applicable elections abstracts for the November 2, 2010 General Election.

A separate, sealed copy of the abstract for the Governor's race will also be sent via the mail.

Dated: November 19, 2010

SHERRY HALL  
COUNTY CLERK

By: Steve Kindred

Steve Kindred  
Elections Manager

Board Of Property Tax Appeals  
2051 Kaen Road, 2<sup>nd</sup> Floor  
Oregon City, OR 97045  
503.655.8662  
FAX 503.650.5687

Elections Division  
1710 Red Soils Court, Suite 100  
Oregon City, OR 97045  
503.655.8510  
FAX 503.655.8461

Recording Division  
2051 Kaen Road, 2<sup>nd</sup> Floor  
Oregon City, OR 97045  
503.655.8551  
FAX 503.650.5688

Records Management Division  
270 Beavercreek Road, Suite 200  
Oregon City, OR 97045  
503.655.8323  
FAX 503.655.8195

## NUMBERED KEY CANVASS

Clackamas County, Oregon  
General Election  
November 2, 2010

RUN DATE:11/18/10 11:30 AM

REPORT-EL52

PAGE 0001

	TOTAL	PERCENT		TOTAL	PERCENT
01 = REGISTERED VOTERS - TOTAL	214,198		03 = VOTER TURNOUT - TOTAL		73.91
02 = BALLOTS CAST - TOTAL	158,315				

	01	02	03
0001 1	1295	898	69.34
0002 2	1439	1004	69.77
0003 3	1162	760	65.40
0005 5	1249	755	60.45
0006 6	1073	817	76.14
0007 7	2290	1742	76.07
0008 8	2225	1709	76.81
0009 9	1441	1018	70.65
0011 11	1947	1311	67.33
0012 12	2603	1780	68.38
0031 31	574	349	60.80
0032 32	631	413	65.45
0033 33	1439	1015	70.54
0034 34	1521	1060	69.69
0038 38	909	637	70.08
0039 39	1288	952	73.91
0051 51	1412	979	69.33
0053 53	1070	741	69.25
0054 54	1032	674	65.31
0056 56	915	637	69.62
0057 57	1277	910	71.26
0058 58	846	670	79.20
0060 60	1265	876	69.25
0062 62	1308	915	69.95
0063 63	1165	818	70.21
0064 64	1202	814	67.72
0090 90	6	4	66.67
0091 91	153	128	83.66
0092 92	90	62	68.89
0093 93	153	123	80.39
0094 94	64	53	82.81
0095 95	9	5	55.56
0096 96	4382	3077	70.22
0097 97	516	359	69.57
0098 98	2097	1584	75.54
0101 101	2619	1683	64.26
0102 102	2153	1451	67.39
0106 106	1360	925	68.01
0111 111	1275	836	65.57
0112 112	2214	1475	66.62
0116 116	675	528	78.22
0117 117	255	203	79.61
0122 122	2084	1574	75.53
0123 123	645	468	72.56
0124 124	2251	1746	77.57
0125 125	1582	1203	76.04
0126 126	1545	1187	76.83
0130 130	2557	1977	77.32
0131 131	2633	2007	76.22
0132 132	2245	1688	75.19
0134 134	1885	1457	77.29
0135 135	1218	983	80.71
0136 136	1172	964	82.25
0138 138	1690	1402	82.96
0139 139	1610	1288	80.00
0140 140	872	657	75.34

## NUMBERED KEY CANVASS

Clackamas County, Oregon

General Election

November 2, 2010

RUN DATE:11/18/10 11:30 AM

REPORT-EL52

PAGE 0002

01 = REGISTERED VOTERS - TOTAL

TOTAL PERCENT

214,198

03 = VOTER TURNOUT - TOTAL

TOTAL PERCENT

73.91

02 = BALLOTS CAST - TOTAL

158,315

(CONTINUED FROM PREVIOUS PAGE)

	01	02	03
0151 151	1401	1182	84.37
0152 152	1091	903	82.77
0153 153	1507	1238	82.15
0154 154	1654	1279	77.33
0155 155	1901	1576	82.90
0157 157	908	716	78.85
0158 158	1300	1064	81.85
0159 159	1369	1117	81.59
0160 160	1396	1145	82.02
0162 162	1820	1425	78.30
0163 163	1704	1406	82.51
0164 164	1146	917	80.02
0165 165	1366	1113	81.48
0166 166	1536	1243	80.92
0167 167	1449	1107	76.40
0169 169	784	654	83.42
0170 170	26	20	76.92
0171 171	30	30	100.0
0201 201	1557	1125	72.25
0202 202	1701	1186	69.72
0203 203	1229	1059	86.17
0204 204	857	761	88.80
0205 205	1145	825	72.05
0206 206	2125	1545	72.71
0251 251	4	3	75.00
0252 252	1769	1412	79.82
0300 300	832	636	76.44
0301 301	825	657	79.64
0302 302	589	450	76.40
0303 303	892	684	76.68
0305 305	78	55	70.51
0306 306	133	106	79.70
0313 313	519	453	87.28
0326 326	1006	823	81.81
0327 327	1509	1209	80.12
0328 328	89	69	77.53
0336 336	1212	1003	82.76
0337 337	1450	1179	81.31
0343 343	580	478	82.41
0344 344	1332	1040	78.08
0345 345	261	203	77.78
0346 346	1345	1022	75.99
0349 349	699	530	75.82
0350 350	1230	932	75.77
0351 351	1220	886	72.62
0353 353	983	745	75.79
0354 354	919	685	74.54
0355 355	895	615	68.72
0356 356	760	574	75.53
0357 357	975	737	75.59
0361 361	629	419	66.61
0362 362	1335	962	72.06
0363 363	72	39	54.17
0364 364	988	735	74.39
0365 365	858	621	72.38
0366 366	1284	876	68.22
0368 368	159	104	65.41

NUMBERED KEY CANVASS

RUN DATE:11/18/10 11:30 AM

Clackamas County, Oregon  
General Election  
November 2, 2010

REPORT-EL52 PAGE 0003

01 = REGISTERED VOTERS - TOTAL	TOTAL	PERCENT	03 = VOTER TURNOUT - TOTAL	TOTAL	PERCENT
02 = BALLOTS CAST - TOTAL	214,198			73.91	
	158,315				

(CONTINUED FROM PREVIOUS PAGE)

	01	02	03
0371 371	639	474	74.18
0372 372	1807	1316	72.83
0373 373	1496	1084	72.46
0375 375	465	331	71.18
0377 377	1224	864	70.59
0381 381	1680	1200	71.43
0382 382	494	323	65.38
0383 383	1169	844	72.20
0390 390	1431	1104	77.15
0394 394	1253	998	79.65
0401 401	1424	1165	81.81
0402 402	969	692	71.41
0403 403	1162	910	78.31
0404 404	974	729	74.85
0405 405	1877	1387	73.89
0407 407	853	626	73.39
0411 411	1372	1076	78.43
0412 412	1683	1152	68.45
0413 413	756	559	73.94
0414 414	1683	1205	71.60
0422 422	1486	1063	71.53
0441 441	517	250	48.36
0442 442	1432	947	66.13
0443 443	1346	1036	76.97
0444 444	233	177	75.97
0445 445	1188	837	70.45
0446 446	899	574	63.85
0451 451	966	547	56.63
0452 452	553	346	62.57
0453 453	1505	1005	66.78
0454 454	2026	1442	71.17
0475 475	1502	1106	73.64
0478 478	351	228	64.96
0480 480	951	653	68.66
0481 481	2457	1466	59.67
0491 491	527	278	52.75
0503 503	1250	972	77.76
0505 505	1110	848	76.40
0506 506	755	516	68.34
0507 507	1090	754	69.17
0521 521	1186	802	67.62
0522 522	424	359	84.67
0523 523	177	144	81.36
0525 525	1251	869	69.46
0526 526	1211	889	73.41
0530 530	1178	883	74.96
0531 531	1162	772	66.44
0532 532	690	555	80.43
0533 533	909	691	76.02
0538 538	809	631	78.00
0549 549	1008	638	63.29
0550 550	1405	1052	74.88
0551 551	1082	774	71.53
0552 552	1194	862	72.19
0553 553	391	264	67.52
0555 555	1670	1261	75.51
0560 560	951	731	76.87

NUMBERED KEY CANVASS

RUN DATE:11/18/10 11:30 AM

Clackamas County, Oregon

General Election

November 2, 2010

REPORT-EL52

PAGE 0004

01 = REGISTERED VOTERS - TOTAL  
02 = BALLOTS CAST - TOTAL


TOTAL PERCENT  
214,198  
158,315

03 = VOTER TURNOUT - TOTAL

TOTAL PERCENT  
73.91

(CONTINUED FROM PREVIOUS PAGE)

	01	02	03
0561 561	157	124	78.98
0562 562	841	672	79.90
0563 563	1477	1067	72.24
0565 565	1009	804	79.68
0567 567	590	448	75.93
0568 568	680	498	73.24
0575 575	1806	1376	76.19
0576 576	476	396	83.19
0577 577	1312	1000	76.22
0578 578	568	433	76.23
0580 580	1412	1067	75.57
0581 581	987	776	78.62
0582 582	703	526	74.82
0583 583	499	358	71.74
0585 585	592	421	71.11
0586 586	1386	1061	76.55
0587 587	866	664	76.67
0588 588	41	29	70.73
0589 589	522	405	77.59



CERTIFIED COPY OF THE ORIGINAL  
SHERRY HALL, COUNTY CLERK

BY: Sherry Hall

## NUMBERED KEY CANVASS

RUN DATE:11/18/10 11:30 AM

Clackamas County, Oregon

General Election

November 2, 2010

REPORT-EL52

PAGE 0005

## United States Senator

Vote For 1

01 = Jim Huffman (REP)  
 02 = Rick Staggenborg (PRO)  
 03 = Ron Wyden (DEM)  
 04 = Marc Delphine (LBT)

VOTES PERCENT

VOTES PERCENT

67,197 43.32 05 = Bruce Cronk (WRK)  
 1,096 .71 06 = WRITE-IN  
 83,696 53.95 07 = OVER VOTES  
 1,492 .96 08 = UNDER VOTES

1,525 .98  
 117 .08  
 17  
 3,175

	01	02	03	04	05	06	07	08
0001 1	295	24	534	12	18	0	0	15
0002 2	341	15	587	12	23	1	0	25
0003 3	285	5	423	15	11	0	0	21
0005 5	290	3	412	8	19	1	0	22
0006 6	291	6	484	9	9	0	0	18
0007 7	701	16	954	17	17	0	0	37
0008 8	846	8	798	17	14	0	0	26
0009 9	458	10	504	15	11	0	0	20
0011 11	583	5	659	20	12	0	0	32
0012 12	768	7	934	13	20	2	0	36
0031 31	95	5	221	6	18	0	0	4
0032 32	151	6	234	5	11	0	0	6
0033 33	450	8	518	10	10	1	0	18
0034 34	361	16	643	8	12	0	0	20
0038 38	248	2	363	3	9	1	0	11
0039 39	386	3	521	16	9	1	0	16
0051 51	237	12	684	11	16	1	0	18
0053 53	212	2	490	11	9	2	0	15
0054 54	188	15	443	8	11	0	0	9
0056 56	169	9	427	1	10	1	0	20
0057 57	274	9	585	13	18	0	0	11
0058 58	215	6	431	6	1	0	0	11
0060 60	242	9	590	13	9	0	0	13
0062 62	296	12	564	14	11	1	0	17
0063 63	217	14	550	9	10	0	0	18
0064 64	269	7	498	9	12	0	0	19
0090 90	0	0	4	0	0	0	0	0
0091 91	42	0	82	0	0	0	0	4
0092 92	13	2	44	1	1	0	0	1
0093 93	43	1	75	0	1	0	0	3
0094 94	27	0	23	0	1	0	0	2
0095 95	0	0	5	0	0	0	0	0
0096 96	1513	13	1443	28	13	1	0	66
0097 97	163	1	182	2	1	0	0	10
0098 98	815	6	710	14	5	1	0	33
0101 101	783	9	797	30	23	1	0	40
0102 102	658	9	702	21	25	0	0	36
0106 106	427	6	441	10	17	1	0	23
0111 111	415	4	363	5	14	3	0	32
0112 112	778	17	563	24	34	3	0	56
0116 116	281	1	224	7	1	0	0	14
0117 117	127	0	72	2	1	0	0	1
0122 122	804	9	688	16	11	4	0	42
0123 123	217	3	217	6	9	1	0	15
0124 124	909	9	766	8	13	4	0	37
0125 125	552	10	582	16	14	1	1	27
0126 126	549	4	576	22	12	0	1	23
0130 130	874	13	1023	19	13	0	0	35
0131 131	849	13	1074	15	7	0	1	48
0132 132	714	13	907	18	10	4	0	22
0134 134	498	8	915	7	6	0	0	23
0135 135	343	6	610	3	4	1	0	16

NUMBERED KEY CANVASS

RUN DATE:11/18/10 11:30 AM

Clackamas County, Oregon  
General Election  
November 2, 2010

REPORT-EL52 PAGE 0006

	VOTES	PERCENT		VOTES	PERCENT
United States Senator					
Vote For 1					
01 = Jim Huffman (REP)	67,197	43.32	05 = Bruce Cronk (WRK)	1,525	.98
02 = Rick Staggenborg (PRO)	1,096	.71	06 = WRITE-IN	117	.08
03 = Ron Wyden (DEM)	83,696	53.95	07 = OVER VOTES	17	
04 = Marc Delphine (LBT)	1,492	.96	08 = UNDER VOTES	3,175	

(CONTINUED FROM PREVIOUS PAGE)

	01	02	03	04	05	06	07	08
0136 136	337	6	591	8	7	1	0	14
0138 138	581	5	773	11	5	0	0	27
0139 139	557	4	696	8	3	4	0	16
0140 140	203	5	420	3	11	0	1	14
0151 151	387	8	750	13	2	0	0	22
0152 152	329	5	549	1	1	2	0	16
0153 153	443	6	755	7	7	0	0	20
0154 154	460	8	773	6	8	0	0	24
0155 155	557	9	966	9	2	1	1	31
0157 157	327	3	361	8	4	0	0	13
0158 158	391	3	640	5	3	1	0	21
0159 159	478	1	607	4	5	0	1	21
0160 160	497	4	619	6	1	0	0	18
0162 162	531	7	839	15	9	0	1	23
0163 163	538	5	837	2	6	0	2	16
0164 164	312	5	571	11	6	0	0	12
0165 165	426	9	649	7	4	1	0	17
0166 166	491	4	714	3	3	0	0	28
0167 167	364	6	701	5	6	2	0	23
0169 169	251	1	381	2	0	3	0	16
0170 170	12	0	8	0	0	0	0	0
0171 171	13	0	16	0	0	0	0	1
0201 201	488	10	587	13	8	0	0	19
0202 202	513	10	607	17	17	0	0	22
0203 203	481	5	552	4	1	0	0	16
0204 204	351	4	393	3	2	1	0	7
0205 205	395	8	393	5	4	0	0	20
0206 206	729	9	741	16	12	1	0	37
0251 251	2	0	1	0	0	0	0	0
0252 252	684	5	684	10	4	1	0	24
0300 300	191	6	409	7	8	1	0	14
0301 301	216	5	419	5	3	0	0	9
0302 302	148	1	288	3	6	0	0	4
0303 303	250	2	409	7	4	0	1	11
0305 305	22	0	30	0	0	0	0	3
0306 306	51	0	53	0	0	0	0	2
0313 313	190	1	254	1	0	0	0	7
0326 326	391	3	406	4	6	2	0	11
0327 327	683	6	491	0	3	1	0	25
0328 328	28	0	39	1	0	0	0	1
0336 336	536	3	435	7	4	0	0	18
0337 337	584	1	553	7	11	0	0	23
0343 343	280	4	179	2	5	0	0	8
0344 344	601	7	397	8	12	0	0	15
0345 345	119	1	79	2	1	0	0	1
0346 346	531	5	440	2	6	2	0	36
0349 349	269	5	234	2	3	1	0	16
0350 350	513	4	372	8	21	1	0	13
0351 351	467	8	362	9	9	0	0	31
0353 353	447	4	259	10	10	1	0	14
0354 354	360	6	277	8	14	0	1	19
0355 355	334	4	243	14	10	1	0	9
0356 356	302	6	222	16	10	0	0	18

NUMBERED KEY CANVASS

RUN DATE:11/18/10 11:30 AM

Clackamas County, Oregon

General Election

November 2, 2010

REPORT-EL52

PAGE 0007

United States Senator

Vote For 1

01 = Jim Huffman (REP)  
02 = Rick Staggenborg (PRO)  
03 = Ron Wyden (DEM)  
04 = Marc Delphine (LBT)

VOTES PERCENT

67,197 43.32 05 = Bruce Cronk (WRK)  
1,096 .71 06 = WRITE-IN  
83,696 53.95 07 = OVER VOTES  
1,492 .96 08 = UNDER VOTES

VOTES PERCENT

1,525 .98  
117 .08  
17  
3,175

(CONTINUED FROM PREVIOUS PAGE)

	01	02	03	04	05	06	07	08
0357 357	426	8	276	4	12	0	0	11
0361 361	186	1	200	6	10	0	0	16
0362 362	487	4	426	12	20	0	0	13
0363 363	15	2	20	1	1	0	0	0
0364 364	359	4	343	8	6	0	0	15
0365 365	287	7	301	4	7	0	0	15
0366 366	375	13	454	8	9	2	0	15
0368 368	61	0	37	2	2	0	0	2
0371 371	238	6	211	4	5	0	0	10
0372 372	638	10	593	29	16	0	0	30
0373 373	473	10	549	12	21	1	0	18
0375 375	134	2	179	1	5	0	0	10
0377 377	423	5	396	13	13	0	0	14
0381 381	446	11	697	12	13	1	0	20
0382 382	136	8	169	1	4	0	0	5
0383 383	325	5	481	8	7	0	0	18
0390 390	560	8	497	6	9	3	0	21
0394 394	471	12	471	7	13	0	0	24
0401 401	589	4	535	6	5	1	0	25
0402 402	342	5	320	5	6	1	0	13
0403 403	479	6	400	7	5	0	0	13
0404 404	424	9	265	9	7	1	0	14
0405 405	701	4	627	16	7	0	0	32
0407 407	306	6	283	9	7	3	0	12
0411 411	464	7	576	7	6	1	0	15
0412 412	485	6	621	7	8	0	0	25
0413 413	243	3	295	4	5	0	0	9
0414 414	555	6	605	8	5	1	0	25
0422 422	498	9	513	12	11	2	0	18
0441 441	81	3	144	5	11	0	0	6
0442 442	406	14	480	14	13	0	0	20
0443 443	505	4	492	9	11	1	0	14
0444 444	88	1	82	2	1	0	0	3
0445 445	313	3	478	11	9	1	0	22
0446 446	224	2	325	5	6	1	0	11
0451 451	155	4	344	9	18	1	0	16
0452 452	105	3	215	5	8	0	0	10
0453 453	338	10	602	11	19	0	0	25
0454 454	637	14	721	14	11	1	0	44
0475 475	396	7	662	6	11	2	0	22
0478 478	65	5	147	0	5	0	0	6
0480 480	240	2	383	8	6	0	0	14
0481 481	426	16	930	19	34	5	0	36
0491 491	106	0	159	4	8	0	0	1
0503 503	342	6	583	10	10	0	0	21
0505 505	329	3	482	9	9	1	1	14
0506 506	160	7	338	1	3	0	0	7
0507 507	250	6	472	6	6	0	0	14
0521 521	241	13	514	14	8	0	0	12
0522 522	77	0	273	0	0	0	0	9
0523 523	24	0	117	0	0	0	0	3
0525 525	266	9	549	12	12	1	0	20
0526 526	288	3	572	7	7	1	0	11



NUMBERED KEY CANVASS

RUN DATE:11/18/10 11:30 AM

Clackamas County, Oregon  
General Election  
November 2, 2010

REPORT-EL52 PAGE 0008

	VOTES	PERCENT		VOTES	PERCENT
United States Senator					
Vote For 1					
01 = Jim Huffman (REP)	67,197	43.32	05 = Bruce Cronk (WRK)	1,525	.98
02 = Rick Staggenborg (PRO)	1,096	.71	06 = WRITE-IN	117	.08
03 = Ron Wyden (DEM)	83,696	53.95	07 = OVER VOTES	17	
04 = Marc Delphine (LBT)	1,492	.96	08 = UNDER VOTES	3,175	

(CONTINUED FROM PREVIOUS PAGE)

	01	02	03	04	05	06	07	08
0530 530	331	3	503	13	10	4	0	19
0531 531	252	4	486	7	7	1	1	14
0532 532	217	3	313	6	2	0	0	14
0533 533	222	4	434	4	9	0	0	18
0538 538	207	4	399	5	5	1	2	8
0549 549	212	15	379	5	12	0	0	15
0550 550	410	6	598	16	6	0	0	16
0551 551	274	4	463	12	3	2	0	16
0552 552	314	5	508	14	6	0	0	15
0553 553	74	3	176	1	4	0	0	6
0555 555	431	9	766	18	13	1	1	22
0560 560	357	3	343	5	9	0	0	14
0561 561	64	1	53	1	4	0	0	1
0562 562	323	2	324	6	7	1	0	9
0563 563	418	9	597	8	12	1	0	22
0565 565	388	3	393	2	5	0	0	13
0567 567	195	6	227	7	5	0	0	8
0568 568	253	3	227	1	6	0	0	8
0575 575	662	10	655	10	12	1	0	26
0576 576	161	5	212	1	4	0	0	13
0577 577	525	11	416	11	6	1	1	29
0578 578	201	7	216	4	1	0	0	4
0580 580	543	6	471	15	6	0	0	26
0581 581	382	10	349	5	13	1	0	16
0582 582	255	2	256	0	2	0	0	11
0583 583	178	0	167	1	2	0	0	10
0585 585	201	2	202	3	7	0	0	6
0586 586	505	10	502	9	11	4	0	20
0587 587	336	2	301	4	8	1	0	12
0588 588	10	0	18	1	0	0	0	0
0589 589	205	0	175	8	4	1	0	12



CERTIFIED COPY OF THE ORIGINAL  
SHERRY HALL, COUNTY CLERK

BY: *Sherry Hall*

NUMBERED KEY CANVASS

RUN DATE:11/18/10 11:30 AM

Clackamas County, Oregon  
General Election  
November 2, 2010

REPORT-EL52 PAGE 0009

		VOTES		PERCENT				VOTES		PERCENT	
Representative in Congress, 3rd Dist											
Vote For 1											
01 = Earl Blumenauer (DEM)		27,692		51.43							
02 = Delia Lopez (REP)		23,427		43.51		05 = WRITE-IN		55		.10	
03 = Jeff Lawrence (LBT)		2,019		3.75		06 = OVER VOTES		3			
04 = Michael Meo (PGP)		650		1.21		07 = UNDER VOTES		2,109			
		01	02	03	04	05	06	07			
0051 51		667	228	24	22	1	0	37			
0053 53		480	203	25	4	2	0	27			
0054 54		426	186	24	19	0	0	19			
0056 56		422	162	17	9	1	0	26			
0057 57		562	276	26	22	0	0	24			
0058 58		416	204	19	6	0	0	25			
0060 60		569	227	41	10	0	0	29			
0062 62		536	306	26	10	1	0	36			
0063 63		539	211	20	14	1	0	33			
0064 64		466	267	28	15	0	0	38			
0091 91		83	36	3	0	0	0	6			
0092 92		43	15	3	0	0	0	1			
0093 93		71	43	4	0	0	0	5			
0094 94		22	25	2	1	0	0	3			
0095 95		5	0	0	0	0	0	0			
0096 96		1393	1444	98	28	0	0	114			
0097 97		168	160	7	3	0	0	21			
0098 98		680	766	65	11	1	0	61			
0101 101		777	762	71	15	1	0	57			
0102 102		666	648	63	17	0	0	57			
0106 106		406	432	38	16	0	0	33			
0361 361		189	186	19	3	0	0	22			
0362 362		398	482	47	5	1	0	29			
0364 364		322	354	32	3	0	0	24			
0365 365		270	300	27	8	0	0	16			
0366 366		412	375	43	8	2	0	36			
0371 371		200	233	16	9	1	0	15			
0372 372		552	642	49	12	2	0	59			
0373 373		513	466	52	11	2	0	40			
0375 375		163	125	16	7	1	0	19			
0377 377		361	410	41	19	3	0	30			
0381 381		656	447	40	17	1	0	39			
0382 382		167	127	11	10	0	0	8			
0383 383		464	312	37	5	0	0	26			
0390 390		473	547	35	7	1	0	41			
0394 394		443	477	31	10	0	0	37			
0401 401		495	588	32	8	0	0	42			
0402 402		287	339	28	9	1	0	28			
0403 403		357	475	32	11	2	0	33			
0404 404		273	395	27	1	1	1	31			
0405 405		596	685	48	3	0	0	55			
0407 407		270	306	23	2	1	0	24			
0411 411		523	461	36	17	0	1	38			
0412 412		571	488	38	7	1	0	47			
0413 413		283	235	18	5	0	0	18			
0414 414		575	529	40	11	0	0	50			
0422 422		475	506	27	15	0	0	40			
0441 441		137	76	16	7	2	0	12			
0442 442		429	426	39	15	3	0	35			
0443 443		452	515	27	6	4	0	32			
0444 444		81	82	3	4	0	1	6			
0445 445		454	324	19	4	2	0	34			
0446 446		293	234	23	7	0	0	17			

NUMBERED KEY CANVASS

RUN DATE:11/18/10 11:30 AM

Clackamas County, Oregon  
General Election  
November 2, 2010

REPORT-EL52 PAGE 0010

Representative in Congress, 3rd Dist

VOTES PERCENT

VOTES PERCENT

Vote For 1

01 = Earl Blumenauer (DEM)  
02 = Delia Lopez (REP)  
03 = Jeff Lawrence (LBT)  
04 = Michael Meo (PGP)

27,692 51.43  
23,427 43.51  
2,019 3.75  
650 1.21

05 = WRITE-IN  
06 = OVER VOTES  
07 = UNDER VOTES

55 .10  
3  
2,109

(CONTINUED FROM PREVIOUS PAGE)

	01	02	03	04	05	06	07
0451 451	319	157	26	15	1	0	29
0452 452	212	107	14	1	0	0	12
0453 453	582	330	39	16	0	0	38
0454 454	690	629	47	13	3	0	60
0475 475	640	374	30	14	3	0	45
0478 478	141	64	9	6	0	0	8
0480 480	366	235	26	6	1	0	19
0481 481	872	436	54	32	6	0	66
0491 491	153	97	15	8	0	0	5
0565 565	378	374	25	4	0	0	23
0575 575	623	640	44	17	1	0	51
0576 576	203	157	15	5	0	0	16
0577 577	392	512	35	13	0	0	48
0578 578	211	182	24	1	0	0	15
0585 585	197	183	16	8	1	0	16
0588 588	18	10	1	0	0	0	0
0589 589	164	192	23	3	0	0	23



CERTIFIED COPY OF THE ORIGINAL  
SHERRY HALL, COUNTY CLERK

BY: Sherry Hall

## NUMBERED KEY CANVASS

RUN DATE:11/18/10 11:30 AM

Clackamas County, Oregon

General Election

November 2, 2010

REPORT-EL52

PAGE 0011

Representative in Congress, 5th Dist

VOTES PERCENT

VOTES PERCENT

Vote For 1

01 = Kurt Schrader (DEM)

49,282 49.89

04 = WRITE-IN

114 .12

02 = Scott Bruun (REP)

47,355 47.94

05 = OVER VOTES

8

03 = Chris Lugo (PGP)

2,023 2.05

06 = UNDER VOTES

3,578

	01	02	03	04	05	06
0001 1	502	324	41	1	0	30
0002 2	573	371	22	2	0	36
0003 3	400	295	36	0	0	29
0005 5	390	295	31	1	0	38
0006 6	462	309	14	0	0	32
0007 7	879	766	38	1	0	58
0008 8	725	909	28	2	0	45
0009 9	463	483	37	0	0	35
0011 11	606	638	25	0	0	42
0012 12	873	803	35	5	0	64
0031 31	203	116	21	2	0	7
0032 32	216	157	20	1	0	19
0033 33	489	464	28	2	0	32
0034 34	576	400	31	0	0	53
0038 38	314	279	9	1	0	34
0039 39	465	431	21	0	0	35
0090 90	2	2	0	0	0	0
0111 111	316	446	26	3	0	45
0112 112	522	802	66	3	0	82
0116 116	192	312	9	0	0	15
0117 117	65	130	4	0	0	4
0122 122	639	832	52	2	1	48
0123 123	202	237	17	0	0	12
0124 124	685	991	23	1	0	46
0125 125	520	614	31	2	0	36
0126 126	520	608	28	0	0	31
0130 130	894	995	29	1	0	58
0131 131	927	986	26	0	0	68
0132 132	824	791	28	3	1	41
0134 134	826	578	17	0	0	36
0135 135	558	388	13	2	0	22
0136 136	561	366	12	0	0	25
0138 138	663	689	13	0	0	37
0139 139	603	646	9	2	0	28
0140 140	393	230	10	0	0	24
0151 151	681	434	12	0	0	55
0152 152	489	372	6	1	0	35
0153 153	695	483	18	0	0	42
0154 154	692	511	16	4	0	56
0155 155	869	627	9	2	0	69
0157 157	336	351	9	1	0	19
0158 158	566	441	9	1	0	47
0159 159	516	551	16	0	0	34
0160 160	564	531	6	1	0	43
0162 162	732	621	21	1	0	50
0163 163	732	620	12	0	0	42
0164 164	545	336	10	0	0	26
0165 165	584	475	14	3	0	37
0166 166	643	551	10	0	0	39
0167 167	668	379	9	1	0	50
0169 169	331	283	6	2	0	32
0170 170	8	11	1	0	0	0
0171 171	12	16	0	0	0	2
0201 201	534	534	18	0	0	39

NUMBERED KEY CANVASS

RUN DATE:11/18/10 11:30 AM

Clackamas County, Oregon  
General Election  
November 2, 2010

REPORT-EL52 PAGE 0012

	VOTES	PERCENT		VOTES	PERCENT
Representative in Congress, 5th Dist					
Vote For 1					
01 = Kurt Schrader (DEM)	49,282	49.89	04 = WRITE-IN	114	.12
02 = Scott Bruun (REP)	47,355	47.94	05 = OVER VOTES	8	
03 = Chris Lugo (PGP)	2,023	2.05	06 = UNDER VOTES	3,578	

(CONTINUED FROM PREVIOUS PAGE)	01	02	03	04	05	06
0202 202	546	575	24	2	0	39
0203 203	475	542	5	1	0	36
0204 204	331	407	6	0	0	17
0205 205	329	449	14	2	0	31
0206 206	658	779	23	2	0	83
0251 251	0	3	0	0	0	0
0252 252	564	794	7	2	0	45
0300 300	362	225	20	1	0	28
0301 301	372	263	9	0	0	13
0302 302	273	161	10	0	0	6
0303 303	369	281	14	0	2	18
0305 305	29	25	0	0	0	1
0306 306	40	60	2	1	0	3
0313 313	219	216	2	0	0	16
0326 326	358	432	9	3	1	20
0327 327	396	747	14	1	0	51
0328 328	37	29	0	1	0	2
0336 336	381	585	10	0	0	27
0337 337	506	622	15	1	0	35
0343 343	175	282	6	0	0	15
0344 344	394	601	17	2	0	26
0345 345	72	120	5	1	0	5
0346 346	407	561	20	5	0	29
0349 349	221	279	14	0	0	16
0350 350	357	511	35	2	0	27
0351 351	294	524	32	1	0	35
0353 353	227	477	19	1	0	21
0354 354	269	359	26	0	0	31
0355 355	216	355	23	0	0	21
0356 356	192	327	20	2	1	32
0357 357	255	445	17	0	0	20
0363 363	20	16	3	0	0	0
0368 368	33	65	1	0	1	4
0503 503	528	389	18	2	0	35
0505 505	447	353	15	2	0	31
0506 506	308	178	10	2	0	18
0507 507	435	271	25	0	0	23
0521 521	454	273	31	0	0	44
0522 522	247	93	1	0	0	18
0523 523	111	29	1	0	0	3
0525 525	501	291	29	3	0	45
0526 526	530	310	12	0	0	37
0530 530	465	356	18	1	0	43
0531 531	447	278	15	0	0	32
0532 532	280	237	12	0	0	26
0533 533	392	246	19	2	0	32
0538 538	366	216	21	0	1	27
0549 549	338	245	29	0	0	26
0550 550	525	450	25	0	0	52
0551 551	439	294	14	1	0	26
0552 552	453	344	26	1	0	38
0553 553	150	93	12	0	0	9
0555 555	691	486	30	0	0	54
0560 560	311	380	20	0	0	20

NUMBERED KEY CANVASS

RUN DATE:11/18/10 11:30 AM

Clackamas County, Oregon  
General Election  
November 2, 2010

REPORT-EL52 PAGE 0013

Representative in Congress, 5th Dist

Vote For 1

01 = Kurt Schrader (DEM)

02 = Scott Bruun (REP)

03 = Chris Lugo (PGP)

VOTES PERCENT

49,282 49.89

47,355 47.94

2,023 2.05

04 = WRITE-IN

05 = OVER VOTES

06 = UNDER VOTES

VOTES PERCENT

114 .12

8

3,578

(CONTINUED FROM PREVIOUS PAGE)

	01	02	03	04	05	06
0561 561	45	68	8	0	0	3
0562 562	304	330	22	2	0	14
0563 563	537	467	31	1	0	31
0567 567	211	206	13	0	0	18
0568 568	209	262	5	0	0	22
0580 580	457	555	22	3	0	30
0581 581	315	415	20	3	0	23
0582 582	248	256	7	0	0	15
0583 583	161	178	5	0	0	14
0586 586	484	528	20	5	0	24
0587 587	271	351	13	1	0	28



CERTIFIED COPY OF THE ORIGINAL  
SHERRY HALL, COUNTY CLERK

BY:

*Sherry Hall*

NUMBERED KEY CANVASS

RUN DATE:11/18/10 11:30 AM

Clackamas County, Oregon  
General Election  
November 2, 2010

REPORT-EL52 PAGE 0014

		VOTES		PERCENT				VOTES		PERCENT	
Governor											
Vote For 1											
01 = John Kitzhaber (DEM)		69,250		44.31							
02 = Greg Kord (CON)		1,686		1.08		05 = WRITE-IN		288		.18	
03 = Wes Wagner (LBT)		1,547		.99		06 = OVER VOTES		12			
04 = Chris Dudley (REP)		83,516		53.44		07 = UNDER VOTES		2,016			
		-----		-----							
		01	02	03	04	05	06	07			
		-----		-----							
0001	1	500	14	17	356	1	0	10			
0002	2	532	15	8	431	5	0	13			
0003	3	355	8	16	359	1	0	21			
0005	5	346	19	19	363	1	0	7			
0006	6	414	13	5	359	3	0	23			
0007	7	762	24	9	912	6	0	29			
0008	8	636	22	7	1027	0	0	17			
0009	9	422	26	10	548	2	0	10			
0011	11	543	11	16	719	0	0	22			
0012	12	738	26	21	963	2	0	30			
0031	31	186	6	10	141	2	0	4			
0032	32	205	8	6	187	0	0	7			
0033	33	424	12	8	550	6	0	15			
0034	34	519	22	15	482	1	1	20			
0038	38	298	12	4	317	1	0	5			
0039	39	432	18	12	480	1	0	9			
0051	51	627	7	9	319	1	0	16			
0053	53	425	7	11	280	4	0	14			
0054	54	382	13	17	252	3	0	7			
0056	56	384	6	6	221	4	1	15			
0057	57	523	13	13	347	0	0	14			
0058	58	364	4	5	284	1	0	12			
0060	60	517	12	9	329	0	0	9			
0062	62	487	7	16	392	3	0	10			
0063	63	483	6	10	299	2	0	18			
0064	64	408	16	22	354	1	0	13			
0090	90	1	0	0	3	0	0	0			
0091	91	69	1	0	58	0	0	0			
0092	92	41	0	1	20	0	0	0			
0093	93	63	1	0	56	2	0	1			
0094	94	15	0	0	36	0	0	2			
0095	95	5	0	0	0	0	0	0			
0096	96	1200	20	17	1807	1	0	32			
0097	97	138	2	2	211	0	0	6			
0098	98	558	9	9	981	2	1	24			
0101	101	660	19	21	954	2	0	27			
0102	102	606	31	14	778	1	0	21			
0106	106	376	14	17	507	1	0	10			
0111	111	283	12	15	501	4	0	21			
0112	112	471	21	24	925	5	0	29			
0116	116	167	1	13	339	0	0	8			
0117	117	55	3	4	140	1	0	0			
0122	122	588	18	16	931	2	0	19			
0123	123	183	11	5	264	2	0	3			
0124	124	597	12	14	1094	5	0	24			
0125	125	462	26	14	680	4	0	17			
0126	126	448	24	20	679	4	0	12			
0130	130	848	15	7	1083	2	1	21			
0131	131	859	9	17	1093	3	1	25			
0132	132	810	9	15	837	2	0	15			
0134	134	776	10	10	640	0	0	21			
0135	135	537	4	1	427	3	1	10			
0136	136	534	3	3	416	0	1	7			

NUMBERED KEY CANVASS

RUN DATE:11/18/10 11:30 AM

Clackamas County, Oregon  
General Election  
November 2, 2010

REPORT-EL52 PAGE 0015

	VOTES	PERCENT		VOTES	PERCENT
Governor					
Vote For 1					
01 = John Kitzhaber (DEM)	69,250	44.31			
02 = Greg Kord (CON)	1,686	1.08	05 = WRITE-IN	288	.18
03 = Wes Wagner (LBT)	1,547	.99	06 = OVER VOTES	12	
04 = Chris Dudley (REP)	83,516	53.44	07 = UNDER VOTES	2,016	

(CONTINUED FROM PREVIOUS PAGE)	01	02	03	04	05	06	07
0138 138	628	7	6	742	1	0	18
0139 139	585	2	5	688	2	0	6
0140 140	379	7	5	256	1	0	9
0151 151	646	3	7	517	1	0	8
0152 152	445	1	2	441	5	0	9
0153 153	646	6	8	563	0	0	15
0154 154	639	6	8	610	2	0	14
0155 155	840	3	10	708	2	0	13
0157 157	305	0	3	400	3	0	5
0158 158	561	4	4	490	1	0	4
0159 159	498	0	6	602	2	0	9
0160 160	525	2	3	602	4	0	9
0162 162	673	4	15	715	1	0	17
0163 163	692	5	4	691	6	0	8
0164 164	508	2	5	395	0	0	7
0165 165	545	3	4	552	3	0	6
0166 166	604	4	4	620	4	0	7
0167 167	651	2	1	436	2	0	15
0169 169	299	1	3	341	3	0	7
0170 170	5	0	0	15	0	0	0
0171 171	10	0	0	18	1	0	1
0201 201	481	13	9	609	2	0	11
0202 202	521	10	13	626	0	0	16
0203 203	406	2	5	636	0	0	10
0204 204	309	2	0	442	1	0	7
0205 205	294	9	3	510	2	0	7
0206 206	634	12	13	859	1	0	26
0251 251	0	0	0	3	0	0	0
0252 252	515	5	2	872	2	0	16
0300 300	345	5	6	272	2	0	6
0301 301	363	4	2	279	3	0	6
0302 302	265	1	2	180	0	0	2
0303 303	329	1	7	336	2	0	9
0305 305	27	0	1	27	0	0	0
0306 306	40	0	0	63	1	0	2
0313 313	207	1	0	242	0	0	3
0326 326	342	4	2	468	4	0	3
0327 327	384	10	8	798	1	0	8
0328 328	34	0	0	33	0	0	2
0336 336	354	5	6	628	2	0	8
0337 337	449	9	6	703	1	0	11
0343 343	139	3	2	321	1	0	12
0344 344	332	14	11	675	2	0	6
0345 345	59	0	1	140	0	0	3
0346 346	338	14	9	646	1	0	14
0349 349	188	8	5	323	0	0	6
0350 350	302	16	12	587	2	0	13
0351 351	252	16	15	589	3	0	11
0353 353	195	13	6	520	0	0	11
0354 354	228	18	12	416	1	0	10
0355 355	169	21	14	406	0	0	5
0356 356	173	11	6	368	1	0	15
0357 357	211	6	6	503	0	0	11



NUMBERED KEY CANVASS

RUN DATE:11/18/10 11:30 AM

Clackamas County, Oregon  
General Election  
November 2, 2010

REPORT-EL52 PAGE 0016

	VOTES	PERCENT		VOTES	PERCENT
Governor					
Vote For 1					
01 = John Kitzhaber (DEM)	69,250	44.31			
02 = Greg Kord (CON)	1,686	1.08	05 = WRITE-IN	288	.18
03 = Wes Wagner (LBT)	1,547	.99	06 = OVER VOTES	12	
04 = Chris Dudley (REP)	83,516	53.44	07 = UNDER VOTES	2,016	

(CONTINUED FROM PREVIOUS PAGE)

	01	02	03	04	05	06	07
0361 361	171	9	4	228	0	0	7
0362 362	341	26	16	562	3	0	14
0363 363	19	2	1	17	0	0	0
0364 364	284	8	10	420	2	0	11
0365 365	258	10	9	330	1	0	13
0366 366	347	12	13	483	2	0	19
0368 368	28	2	2	70	0	0	2
0371 371	188	12	9	260	2	0	3
0372 372	506	31	20	742	1	1	15
0373 373	473	17	15	567	1	0	11
0375 375	138	7	1	180	1	0	4
0377 377	332	20	7	492	3	0	10
0381 381	595	22	16	550	3	0	14
0382 382	143	4	6	165	0	0	5
0383 383	437	11	9	374	2	0	11
0390 390	401	11	8	669	1	0	14
0394 394	396	5	9	572	2	1	13
0401 401	429	7	10	700	3	0	16
0402 402	254	6	9	409	2	0	12
0403 403	302	6	4	582	2	0	14
0404 404	199	9	2	510	4	0	5
0405 405	493	15	12	847	3	0	17
0407 407	236	16	7	363	0	0	4
0411 411	463	6	8	589	0	0	10
0412 412	495	22	7	609	0	0	19
0413 413	257	3	3	287	0	0	9
0414 414	498	10	10	666	3	0	18
0422 422	411	15	11	614	1	0	11
0441 441	122	10	3	108	1	0	6
0442 442	362	13	20	536	1	0	15
0443 443	390	4	8	622	1	0	11
0444 444	64	2	0	108	1	0	2
0445 445	377	10	8	427	3	0	12
0446 446	261	5	1	300	0	1	6
0451 451	292	15	15	216	0	0	9
0452 452	196	11	2	134	0	0	3
0453 453	480	16	17	471	0	0	21
0454 454	602	12	10	797	3	0	18
0475 475	542	15	14	517	1	0	17
0478 478	125	1	3	95	2	0	2
0480 480	277	5	13	347	3	0	8
0481 481	785	27	36	588	2	0	28
0491 491	121	11	4	138	1	0	3
0503 503	474	11	11	465	1	0	10
0505 505	405	7	8	419	2	0	7
0506 506	273	5	6	224	3	0	5
0507 507	405	13	10	316	0	0	10
0521 521	416	9	13	347	3	0	14
0522 522	236	0	0	120	0	0	3
0523 523	106	0	0	36	0	0	2
0525 525	455	12	16	373	3	0	10
0526 526	496	1	11	369	1	0	11
0530 530	419	8	11	429	2	0	14

NUMBERED KEY CANVASS

RUN DATE:11/18/10 11:30 AM


Clackamas County, Oregon  
General Election  
November 2, 2010

REPORT-EL52 PAGE 0017

	VOTES	PERCENT		VOTES	PERCENT
Governor					
Vote For 1					
01 = John Kitzhaber (DEM)	69,250	44.31			
02 = Greg Kord (CON)	1,686	1.08	05 = WRITE-IN	288	.18
03 = Wes Wagner (LBT)	1,547	.99	06 = OVER VOTES	12	
04 = Chris Dudley (REP)	83,516	53.44	07 = UNDER VOTES	2,016	

(CONTINUED FROM PREVIOUS PAGE)

	01	02	03	04	05	06	07
0531 531	396	10	6	344	2	0	14
0532 532	263	3	9	273	0	1	6
0533 533	339	10	10	321	2	0	9
0538 538	329	8	3	282	0	0	9
0549 549	323	6	6	292	0	0	11
0550 550	482	18	9	528	1	0	14
0551 551	391	7	8	355	2	0	11
0552 552	417	11	10	409	1	0	14
0553 553	135	8	2	112	0	0	7
0555 555	634	7	16	573	4	0	27
0560 560	287	6	11	415	1	0	11
0561 561	45	3	2	74	0	0	0
0562 562	274	5	10	375	1	0	7
0563 563	465	8	12	563	0	0	19
0565 565	320	10	1	468	0	0	5
0567 567	196	7	10	234	1	0	0
0568 568	176	8	2	307	0	0	5
0575 575	524	15	16	805	2	0	14
0576 576	186	3	7	192	0	1	7
0577 577	324	11	19	635	0	0	11
0578 578	181	3	3	239	0	0	7
0580 580	379	10	6	657	2	0	13
0581 581	281	14	7	458	3	0	13
0582 582	202	2	9	301	5	0	7
0583 583	125	4	2	219	1	0	7
0585 585	192	3	2	218	0	0	6
0586 586	398	8	11	627	3	0	14
0587 587	233	5	6	404	4	0	12
0588 588	18	0	0	11	0	0	0
0589 589	129	9	7	253	1	0	6



CERTIFIED COPY OF THE ORIGINAL  
SHERRY HALL, COUNTY CLERK

BY: Sherry Hall

NUMBERED KEY CANVASS

RUN DATE:11/18/10 11:30 AM

Clackamas County, Oregon  
General Election  
November 2, 2010

REPORT-EL52 PAGE 0018

		VOTES		PERCENT				VOTES		PERCENT	
State Treasurer											
Vote For 1											
01 = Walter F (Walt) Brown (PRO)		3,602		2.47							
02 = Chris Telfer (REP)		64,086		44.02		05 = WRITE-IN		123		.08	
03 = Ted Wheeler (DEM)		74,981		51.50		06 = OVER VOTES		31			
04 = Michael Marsh (CON)		2,806		1.93		07 = UNDER VOTES		12,686			
		01	02	03	04	05	06	07			
0001 1		33	287	472	20	3	0	83			
0002 2		36	319	534	30	1	1	83			
0003 3		23	254	378	31	0	0	74			
0005 5		25	267	368	28	2	0	65			
0006 6		19	270	437	14	0	0	77			
0007 7		44	677	829	37	1	0	154			
0008 8		40	808	731	23	0	0	107			
0009 9		25	429	455	21	0	0	88			
0011 11		30	570	578	35	1	0	97			
0012 12		42	723	805	46	1	0	163			
0031 31		17	95	203	11	0	0	23			
0032 32		12	143	206	12	3	0	37			
0033 33		33	437	449	16	1	0	79			
0034 34		33	369	538	18	0	4	98			
0038 38		13	243	321	9	0	0	51			
0039 39		13	378	464	20	1	0	76			
0051 51		34	232	616	13	1	0	83			
0053 53		16	202	449	20	2	0	52			
0054 54		33	187	384	21	0	1	48			
0056 56		22	161	374	13	1	0	66			
0057 57		36	268	507	23	1	0	75			
0058 58		16	227	367	9	1	0	50			
0060 60		36	220	525	24	0	0	71			
0062 62		36	295	495	11	1	0	77			
0063 63		22	231	485	13	0	0	67			
0064 64		34	271	429	18	0	0	62			
0090 90		0	1	0	0	0	0	3			
0091 91		3	26	92	0	0	0	7			
0092 92		2	16	39	1	0	0	4			
0093 93		1	39	77	3	0	0	3			
0094 94		0	27	19	0	0	0	7			
0095 95		0	0	3	0	0	0	2			
0096 96		49	1402	1339	37	2	0	248			
0097 97		6	155	162	7	0	0	29			
0098 98		24	759	654	15	1	0	131			
0101 101		41	744	729	33	1	0	135			
0102 102		34	608	649	45	1	0	114			
0106 106		22	396	404	19	0	0	84			
0111 111		22	407	298	18	4	0	87			
0112 112		49	715	505	58	1	0	147			
0116 116		8	279	188	7	0	0	46			
0117 117		2	123	67	2	0	0	9			
0122 122		27	730	619	31	1	2	164			
0123 123		16	214	200	7	0	0	31			
0124 124		25	869	690	23	2	0	137			
0125 125		37	525	503	37	1	0	100			
0126 126		33	519	514	19	0	0	102			
0130 130		37	826	945	22	2	3	142			
0131 131		33	845	945	19	0	1	164			
0132 132		29	679	848	12	2	2	116			
0134 134		24	468	823	17	0	1	124			
0135 135		23	334	538	5	1	0	82			
0136 136		18	313	560	6	1	0	66			

NUMBERED KEY CANVASS

RUN DATE:11/18/10 11:30 AM

Clackamas County, Oregon  
General Election  
November 2, 2010

REPORT-EL52 PAGE 0019

	VOTES	PERCENT		VOTES	PERCENT
State Treasurer					
Vote For 1					
01 = Walter F (Walt) Brown (PRO)	3,602	2.47			
02 = Chris Telfer (REP)	64,086	44.02	05 = WRITE-IN	123	.08
03 = Ted Wheeler (DEM)	74,981	51.50	06 = OVER VOTES	31	
04 = Michael Marsh (CON)	2,806	1.93	07 = UNDER VOTES	12,686	

(CONTINUED FROM PREVIOUS PAGE)	01	02	03	04	05	06	07
0138 138	18	568	710	10	0	1	95
0139 139	14	560	621	5	1	0	87
0140 140	15	181	406	5	0	0	50
0151 151	24	360	690	8	1	0	99
0152 152	12	314	491	8	2	0	76
0153 153	20	419	710	7	0	2	80
0154 154	29	437	685	9	1	0	118
0155 155	21	507	907	13	2	1	125
0157 157	4	291	353	5	1	0	62
0158 158	13	390	570	5	2	0	84
0159 159	13	479	537	9	0	0	79
0160 160	8	463	575	7	1	0	91
0162 162	23	532	751	15	0	0	104
0163 163	26	505	763	12	2	0	98
0164 164	20	284	536	17	0	0	60
0165 165	18	401	606	10	1	2	75
0166 166	7	463	660	14	0	1	98
0167 167	16	328	652	9	1	0	101
0169 169	8	227	359	2	2	0	56
0170 170	0	9	11	0	0	0	0
0171 171	0	11	15	0	0	0	4
0201 201	26	457	540	11	1	0	90
0202 202	34	509	533	25	1	0	84
0203 203	17	448	523	4	0	0	67
0204 204	12	334	375	1	0	0	39
0205 205	25	387	328	13	0	0	72
0206 206	22	718	641	29	1	0	134
0251 251	1	2	0	0	0	0	0
0252 252	11	643	632	6	0	0	120
0300 300	20	202	359	7	1	0	47
0301 301	16	202	391	7	0	0	41
0302 302	9	147	276	3	0	0	15
0303 303	15	242	372	5	0	0	50
0305 305	1	19	30	0	0	0	5
0306 306	0	42	55	1	2	0	6
0313 313	8	177	236	3	0	0	29
0326 326	7	361	386	2	1	0	66
0327 327	14	653	438	12	0	0	92
0328 328	0	28	35	0	1	0	5
0336 336	21	499	400	12	0	0	71
0337 337	12	533	513	18	0	0	103
0343 343	9	261	154	9	0	0	45
0344 344	18	559	366	23	1	0	73
0345 345	3	98	78	6	0	0	18
0346 346	18	499	386	20	2	1	96
0349 349	9	254	215	9	0	0	43
0350 350	25	469	322	28	1	0	87
0351 351	26	453	296	25	1	0	85
0353 353	18	429	217	20	0	0	61
0354 354	13	339	256	18	0	0	59
0355 355	14	317	210	33	0	0	41
0356 356	16	295	180	18	3	0	62
0357 357	14	430	225	11	1	0	56

NUMBERED KEY CANVASS

RUN DATE:11/18/10 11:30 AM

Clackamas County, Oregon  
General Election  
November 2, 2010

REPORT-EL52 PAGE 0020

		VOTES		PERCENT				VOTES		PERCENT	
State Treasurer											
Vote For 1											
01 = Walter F (Walt) Brown (PRO)		3,602		2.47							
02 = Chris Telfer (REP)		64,086		44.02		05 = WRITE-IN		123		.08	
03 = Ted Wheeler (DEM)		74,981		51.50		06 = OVER VOTES		31			
04 = Michael Marsh (CON)		2,806		1.93		07 = UNDER VOTES		12,686			
-----											
(CONTINUED FROM PREVIOUS PAGE)		01	02	03	04	05	06	07			
-----											
0361	361	12	183	167	18	0	0	39			
0362	362	33	447	381	25	0	0	76			
0363	363	2	15	20	0	0	1	1			
0364	364	8	336	316	17	2	0	56			
0365	365	15	269	278	14	1	0	44			
0366	366	15	356	419	27	3	0	56			
0368	368	4	55	30	5	0	0	10			
0371	371	9	214	193	17	0	0	41			
0372	372	30	591	540	44	0	0	111			
0373	373	26	443	489	31	2	0	93			
0375	375	6	129	152	15	0	0	29			
0377	377	30	400	341	35	0	1	57			
0381	381	22	427	632	26	1	0	92			
0382	382	15	126	153	9	0	0	20			
0383	383	23	316	416	18	0	0	71			
0390	390	29	518	446	17	1	0	93			
0394	394	20	447	431	13	0	0	87			
0401	401	20	546	467	20	0	0	112			
0402	402	8	339	282	6	1	0	56			
0403	403	17	443	368	13	0	0	69			
0404	404	7	404	238	14	1	0	65			
0405	405	22	654	564	38	0	0	109			
0407	407	12	304	254	16	0	0	40			
0411	411	23	440	527	11	1	0	74			
0412	412	17	486	525	20	0	3	101			
0413	413	17	228	274	5	0	0	35			
0414	414	21	543	531	17	0	0	93			
0422	422	24	493	449	19	0	0	78			
0441	441	10	78	134	10	0	0	18			
0442	442	32	403	413	17	0	0	82			
0443	443	19	472	450	15	0	0	80			
0444	444	1	84	68	5	0	0	19			
0445	445	8	328	411	18	0	0	72			
0446	446	10	234	278	9	0	0	43			
0451	451	26	147	295	20	0	0	59			
0452	452	15	95	198	11	0	0	27			
0453	453	37	339	519	25	0	1	84			
0454	454	35	601	675	20	2	0	109			
0475	475	25	397	578	12	1	0	93			
0478	478	11	67	127	4	0	0	19			
0480	480	23	238	323	8	2	0	59			
0481	481	69	421	803	41	6	0	126			
0491	491	6	109	136	13	0	0	14			
0503	503	29	333	516	13	0	0	81			
0505	505	19	319	435	14	1	0	60			
0506	506	20	149	293	10	1	0	43			
0507	507	31	238	417	12	0	0	56			
0521	521	42	229	445	22	0	1	63			
0522	522	0	82	251	1	0	0	25			
0523	523	0	27	107	0	0	0	10			
0525	525	29	269	482	16	2	0	71			
0526	526	32	269	511	12	1	0	64			
0530	530	20	326	436	16	2	0	83			

NUMBERED KEY CANVASS

RUN DATE:11/18/10 11:30 AM

Clackamas County, Oregon  
General Election  
November 2, 2010

REPORT-EL52 PAGE 0021

	VOTES	PERCENT		VOTES	PERCENT
State Treasurer					
Vote For 1					
01 = Walter F (Walt) Brown (PRO)	3,602	2.47			
02 = Chris Telfer (REP)	64,086	44.02	05 = WRITE-IN	123	.08
03 = Ted Wheeler (DEM)	74,981	51.50	06 = OVER VOTES	31	
04 = Michael Marsh (CON)	2,806	1.93	07 = UNDER VOTES	12,686	

(CONTINUED FROM PREVIOUS PAGE)	01	02	03	04	05	06	07
0531 531	26	245	420	14	0	0	67
0532 532	12	208	277	11	0	0	47
0533 533	24	227	370	17	3	1	49
0538 538	21	206	333	10	1	0	60
0549 549	25	213	331	20	0	0	49
0550 550	24	389	533	22	0	0	84
0551 551	26	251	421	16	1	0	59
0552 552	20	328	431	20	0	0	63
0553 553	9	73	155	8	0	0	19
0555 555	35	435	659	24	0	0	108
0560 560	18	331	303	18	0	0	61
0561 561	6	61	46	3	0	0	8
0562 562	19	298	289	14	1	0	51
0563 563	29	387	541	25	1	0	84
0565 565	23	368	348	11	0	0	54
0567 567	6	188	207	8	0	0	39
0568 568	5	219	214	17	0	0	43
0575 575	37	638	583	23	1	0	94
0576 576	8	147	198	12	1	0	30
0577 577	21	499	379	20	0	0	81
0578 578	11	189	195	9	0	0	29
0580 580	24	502	429	23	0	0	89
0581 581	21	353	310	26	1	0	65
0582 582	11	237	231	7	0	0	40
0583 583	10	173	131	6	0	0	38
0585 585	4	198	186	8	0	0	25
0586 586	21	486	452	12	5	0	85
0587 587	12	304	270	10	0	0	68
0588 588	0	10	18	1	0	0	0
0589 589	7	200	152	9	2	0	35



CERTIFIED COPY OF THE ORIGINAL  
SHERRY HALL, COUNTY CLERK

BY: Sherry Hall

NUMBERED KEY CANVASS

RUN DATE:11/18/10 11:30 AM

Clackamas County, Oregon  
General Election  
November 2, 2010

REPORT-EL52 PAGE 0022

State Senator, 13th District

VOTES PERCENT

VOTES PERCENT

Vote For 1

01 = Larry George (REP)  
02 = Timi Parker (DEM)  
03 = WRITE-IN

4,300 62.82  
2,538 37.08  
7 .10

04 = OVER VOTES  
05 = UNDER VOTES

0  
835

	01	02	03	04	05
0201 201	571	427	1	0	126
0202 202	623	445	2	0	116
0203 203	639	294	0	0	126
0204 204	450	244	0	0	67
0205 205	481	239	1	0	104
0206 206	837	534	0	0	174
0337 337	699	355	3	0	122



CERTIFIED COPY OF THE ORIGINAL  
SHERRY HALL, COUNTY CLERK

BY: Sherry Hall

NUMBERED KEY CANVASS

RUN DATE:11/18/10 11:30 AM

Clackamas County, Oregon

General Election

November 2, 2010

REPORT-EL52

PAGE 0023

State Senator, 19th District

VOTES PERCENT

VOTES PERCENT

Vote For 1

01 = Mary Kremer (REP)  
02 = Richard Devlin (DEM)  
03 = WRITE-IN

17,240 48.20  
18,468 51.64  
58 .16

04 = OVER VOTES  
05 = UNDER VOTES

2  
2,354

	01	02	03	04	05
0090 90	1	2	0	0	1
0130 130	984	852	2	0	139
0131 131	983	889	2	0	133
0132 132	768	801	6	0	113
0134 134	548	796	3	0	110
0135 135	386	543	2	0	52
0136 136	380	526	0	0	58
0138 138	674	625	3	0	100
0139 139	637	572	2	0	77
0140 140	233	373	1	0	50
0151 151	462	654	2	0	64
0152 152	389	456	2	2	54
0153 153	507	668	2	0	61
0154 154	534	661	1	0	83
0155 155	653	810	2	0	111
0157 157	355	313	1	0	47
0158 158	452	544	2	0	66
0159 159	557	500	1	0	59
0160 160	529	541	1	0	74
0162 162	629	723	0	0	73
0163 163	623	714	3	0	66
0164 164	346	518	1	0	52
0165 165	486	573	1	0	53
0166 166	564	598	1	0	80
0167 167	410	609	0	0	88
0169 169	299	297	3	0	55
0170 170	11	9	0	0	0
0171 171	16	11	1	0	2
0251 251	3	0	0	0	0
0252 252	772	554	2	0	84
0300 300	240	357	0	0	39
0301 301	250	377	0	0	30
0302 302	163	273	1	0	13
0303 303	305	334	4	0	41
0305 305	23	29	0	0	3
0306 306	56	43	1	0	6
0313 313	219	214	1	0	19
0326 326	443	328	2	0	50
0327 327	755	378	0	0	76
0328 328	26	34	1	0	8
0336 336	569	369	1	0	64



CERTIFIED COPY OF THE ORIGINAL  
SHERRY HALL, COUNTY CLERK

BY: *Sherry Hall*



NUMBERED KEY CANVASS

RUN DATE:11/18/10 11:30 AM

Clackamas County, Oregon  
General Election  
November 2, 2010

REPORT-EL52 PAGE 0024

State Senator, 20th District

Vote For 1

01 = Martha Schrader (DEM)  
02 = Alan R Olsen (REP)  
03 = WRITE-IN

VOTES PERCENT

22,817 49.67  
23,044 50.17  
74 .16

04 = OVER VOTES  
05 = UNDER VOTES

VOTES PERCENT

1  
3,472

	01	02	03	04	05
0001 1	491	344	4	0	59
0002 2	544	393	2	0	65
0003 3	371	341	0	0	48
0005 5	366	325	2	0	62
0006 6	434	324	1	0	58
0007 7	810	815	1	0	116
0008 8	693	921	1	0	94
0009 9	442	507	0	0	69
0011 11	548	671	0	0	92
0012 12	783	844	4	0	149
0031 31	198	123	2	0	26
0032 32	199	175	2	0	37
0033 33	443	501	1	0	70
0034 34	542	424	0	0	94
0038 38	280	298	1	0	58
0039 39	438	450	2	0	62
0095 95	5	0	0	0	0
0116 116	179	317	0	0	32
0122 122	579	899	1	0	95
0123 123	192	255	1	0	20
0124 124	604	1065	2	1	74
0125 125	478	670	1	0	54
0126 126	484	646	2	0	55
0346 346	350	624	2	0	46
0453 453	494	418	3	0	90
0475 475	537	462	3	0	104
0480 480	313	286	0	0	54
0481 481	769	547	6	0	144
0503 503	488	404	1	0	79
0505 505	406	388	2	0	52
0506 506	273	205	1	0	37
0507 507	427	283	0	0	44
0521 521	412	325	1	0	64
0522 522	245	85	0	0	29
0523 523	110	29	0	0	5
0525 525	480	315	2	0	72
0526 526	503	319	1	0	66
0530 530	412	384	3	0	84
0531 531	400	312	1	0	59
0532 532	272	233	0	0	50
0533 533	357	278	0	0	56
0538 538	334	243	2	0	52
0549 549	331	266	0	0	41
0550 550	482	482	3	0	85
0551 551	404	311	2	0	57
0552 552	416	373	2	0	71
0553 553	152	90	2	0	20
0555 555	647	506	0	0	108
0560 560	295	398	0	0	38
0561 561	43	74	0	0	7
0562 562	282	363	0	0	27
0563 563	488	502	1	0	76
0568 568	196	263	0	0	39
0580 580	406	597	2	0	62

NUMBERED KEY CANVASS

RUN DATE:11/18/10 11:30 AM

Clackamas County, Oregon  
General Election  
November 2, 2010

REPORT-EL52 PAGE 0025

	VOTES	PERCENT		VOTES	PERCENT
State Senator, 20th District					
Vote For 1					
01 = Martha Schrader (DEM)	22,817	49.67			
02 = Alan R Olsen (REP)	23,044	50.17	04 = OVER VOTES	1	
03 = WRITE-IN	74	.16	05 = UNDER VOTES	3,472	
<hr/>					
(CONTINUED FROM PREVIOUS PAGE)	01	02	03	04	05
<hr/>					
0581 581	290	437	1	0	48
0586 586	424	569	2	0	66
0587 587	258	354	1	0	51
0588 588	18	11	0	0	0

---



CERTIFIED COPY OF THE ORIGINAL  
SHERRY HALL, COUNTY CLERK

BY: Sherry Hall

State Senator, 24th District

VOTES PERCENT

VOTES PERCENT

Vote For 1

01 = Rob Wheeler (REP)

02 = Rod Monroe (DEM)

03 = WRITE-IN

3,530 63.96

1,982 35.91

7 .13


04 = OVER VOTES

05 = UNDER VOTES

0

505

	01	02	03	04	05
0094 94	40	9	0	0	4
0096 96	1824	1000	5	0	248
0098 98	980	465	1	0	138
0413 413	282	222	0	0	55
0444 444	104	55	0	0	18
0446 446	300	231	1	0	42



CERTIFIED COPY OF THE ORIGINAL  
SHERRY HALL, COUNTY CLERK

BY:

*Sherry Hall*

NUMBERED KEY CANVASS

RUN DATE:11/18/10 11:30 AM

Clackamas County, Oregon  
General Election  
November 2, 2010

REPORT-EL52 PAGE 0027

	VOTES	PERCENT		VOTES	PERCENT
State Senator, 26th District					
Vote For 1					
01 = Brent Barton (DEM)	16,273	46.81			
02 = Chuck Thomsen (REP)	18,438	53.04	04 = OVER VOTES	2	
03 = WRITE-IN	52	.15	05 = UNDER VOTES	2,803	

	01	02	03	04	05
0093 93	69	47	0	0	7
0097 97	152	171	1	0	35
0101 101	711	855	1	0	116
0102 102	645	704	3	1	98
0106 106	450	425	0	0	50
0361 361	187	195	0	0	37
0362 362	394	499	2	0	67
0364 364	307	375	1	0	52
0366 366	386	432	2	0	56
0371 371	178	253	0	0	43
0372 372	496	691	2	0	127
0373 373	436	545	2	0	101
0375 375	142	150	1	0	38
0377 377	346	447	0	0	71
0381 381	599	503	1	0	97
0382 382	144	154	0	0	25
0383 383	429	353	0	0	62
0390 390	434	579	1	0	90
0394 394	454	490	1	0	53
0401 401	476	603	0	0	86
0402 402	241	379	2	0	70
0403 403	316	513	0	0	81
0404 404	223	437	2	0	67
0405 405	495	771	0	0	121
0407 407	239	336	3	0	48
0411 411	543	473	3	0	57
0412 412	538	524	1	0	89
0414 414	587	534	1	0	83
0422 422	476	522	0	0	65
0441 441	144	86	1	0	19
0442 442	438	444	2	0	63
0443 443	443	520	5	0	68
0445 445	429	356	1	0	51
0451 451	285	210	0	0	52
0452 452	209	112	0	0	25
0454 454	649	680	1	0	112
0491 491	153	111	0	0	14
0565 565	334	404	2	0	64
0567 567	210	211	0	0	27
0575 575	574	710	3	1	88
0576 576	192	173	1	0	30
0577 577	387	548	2	0	63
0578 578	191	210	1	0	31
0582 582	204	279	1	0	42
0585 585	184	210	1	0	26
0589 589	154	214	1	0	36



CERTIFIED COPY OF THE ORIGINAL  
SHERRY HALL, COUNTY CLERK

BY: Sherry Hall

NUMBERED KEY CANVASS

RUN DATE:11/18/10 11:30 AM

Clackamas County, Oregon  
General Election  
November 2, 2010

REPORT-EL52 PAGE 0028

State Representative, 18th District

VDOTES PERCENT

VDOTES PERCENT

Vote For 1

01 = Vic Gilliam (REP)  
02 = Martin Soehrman (LBT)  
03 = Rodney E Orr (DEM)

6,805 66.05 04 = WRITE-IN  
258 2.50 05 = OVER VOTES  
3,214 31.19 06 = UNDER VOTES

26 .25  
0  
758

	01	02	03	04	05	06
0111 111	485	14	273	4	0	60
0112 112	902	35	442	2	0	94
0117 117	138	6	48	0	0	11
0343 343	316	6	116	1	0	39
0344 344	644	17	311	2	0	66
0345 345	132	1	53	1	0	16
0349 349	302	7	161	3	0	57
0350 350	567	31	273	4	0	57
0351 351	562	27	231	2	0	64
0353 353	500	15	193	2	0	35
0354 354	398	27	210	2	0	48
0355 355	384	19	185	2	0	25
0356 356	370	12	155	0	0	37
0357 357	500	15	188	0	0	34
0363 363	15	1	20	0	0	3
0365 365	325	17	211	1	0	67
0368 368	64	1	28	0	0	11
0583 583	201	7	116	0	0	34



CERTIFIED COPY OF THE ORIGINAL  
SHERRY HALL, COUNTY CLERK

BY:

*Sherry Hall*

NUMBERED KEY CANVASS

RUN DATE:11/18/10 11:30 AM

Clackamas County, Oregon  
General Election  
November 2, 2010

REPORT-EL52 PAGE 0029

State Representative, 26th District

VOTES PERCENT

VOTES PERCENT

Vote For 1

01 = Sandy Webb (DEM)  
02 = Matt Wingard (REP)  
03 = WRITE-IN

2,730 38.80  
4,289 60.96  
17 .24

04 = OVER VOTES  
05 = UNDER VOTES

0  
644

	01	02	03	04	05
0201 201	433	587	1	0	104
0202 202	472	620	4	0	90
0203 203	350	614	1	0	94
0204 204	256	446	0	0	59
0205 205	261	489	3	0	72
0206 206	573	832	4	0	136
0337 337	385	701	4	0	89



CERTIFIED COPY OF THE ORIGINAL  
SHERRY HALL, COUNTY CLERK

BY: Sherry Hall

NUMBERED KEY CANVASS

RUN DATE:11/18/10 11:30 AM

Clackamas County, Oregon  
General Election  
November 2, 2010

REPORT-EL52 PAGE 0030

State Representative, 37th District

VOTES PERCENT

VOTES PERCENT

Vote For 1

01 = Will Rasmussen (DEM)  
02 = Julie Parrish (REP)  
03 = WRITE-IN

8,135 48.82  
8,502 51.03  
25 .15

04 = OVER VOTES  
05 = UNDER VOTES

0  
1,012

	01	02	03	04	05
0130 130	896	972	2	0	107
0131 131	921	971	2	0	113
0132 132	821	773	7	0	87
0134 134	785	557	3	0	112
0135 135	556	380	0	0	47
0136 136	533	383	1	0	47
0138 138	649	684	3	0	66
0139 139	594	631	1	0	62
0140 140	380	233	1	0	43
0170 170	8	11	0	0	1
0251 251	0	3	0	0	0
0252 252	514	804	2	0	92
0301 301	364	254	0	0	39
0305 305	29	24	0	0	2
0326 326	330	438	3	0	52
0327 327	373	764	0	0	72
0328 328	33	27	0	0	9
0336 336	349	593	0	0	61



CERTIFIED COPY OF THE ORIGINAL  
SHERRY HALL, COUNTY CLERK

BY: Sherry Hall

NUMBERED KEY CANVASS

RUN DATE:11/18/10 11:30 AM

Clackamas County, Oregon  
General Election  
November 2, 2010

REPORT-EL52 PAGE 0031

State Representative, 38th District

VOTES PERCENT

VOTES PERCENT

Vote For 1

01 = Chris Garrett (DEM)  
02 = Rob Gardier (REP)  
03 = WRITE-IN

10,078 54.90  
8,264 45.02  
15 .08

04 = OVER VOTES  
05 = UNDER VOTES

2  
2,089

	01	02	03	04	05
0090 90	2	1	0	0	1
0151 151	633	428	2	0	119
0152 152	448	357	1	1	96
0153 153	643	486	0	1	108
0154 154	645	478	0	0	156
0155 155	781	607	2	0	186
0157 157	311	326	1	0	78
0158 158	514	423	1	0	126
0159 159	486	528	0	0	103
0160 160	526	506	1	0	112
0162 162	696	600	1	0	128
0163 163	677	587	0	0	142
0164 164	495	335	0	0	87
0165 165	544	464	2	0	103
0166 166	582	532	0	0	129
0167 167	597	384	1	0	125
0169 169	300	273	1	0	80
0171 171	10	16	0	0	4
0300 300	335	234	1	0	66
0302 302	263	160	0	0	27
0303 303	341	282	0	0	61
0306 306	37	58	1	0	10
0313 313	212	199	0	0	42



CERTIFIED COPY OF THE ORIGINAL.  
SHERRY HALL, COUNTY CLERK

BY: Sherry Hall



NUMBERED KEY CANVASS

RUN DATE:11/18/10 11:30 AM

Clackamas County, Oregon  
General Election  
November 2, 2010

REPORT-EL52 PAGE 0032

State Representative, 39th District

VOTES PERCENT

VOTES PERCENT

Vote For 1

01 = Alice Norris (DEM)  
02 = Bill Kennemer (REP)  
03 = WRITE-IN

10,284 41.75  
14,284 57.99  
63 .26

04 = OVER VOTES  
05 = UNDER VOTES

1  
1,579

	01	02	03	04	05
0001 1	477	378	2	0	41
0002 2	538	414	2	0	50
0003 3	340	370	4	0	46
0005 5	380	324	1	0	50
0006 6	429	345	2	0	41
0007 7	749	885	11	0	97
0008 8	640	1006	2	0	61
0009 9	415	555	2	0	46
0011 11	511	716	1	0	83
0012 12	733	928	9	0	110
0116 116	149	333	0	0	46
0122 122	530	910	2	0	132
0123 123	188	253	1	0	26
0124 124	587	1062	3	1	93
0125 125	438	687	4	0	74
0126 126	425	681	1	0	80
0346 346	279	674	2	0	67
0560 560	266	424	0	0	41
0561 561	44	72	1	0	7
0562 562	248	382	2	0	40
0563 563	466	539	2	0	60
0568 568	171	284	0	0	43
0580 580	373	628	1	0	65
0581 581	276	444	1	0	55
0586 586	381	596	6	0	78
0587 587	233	384	1	0	46
0588 588	18	10	0	0	1



CERTIFIED COPY OF THE ORIGINAL  
SHERRY HALL, COUNTY CLERK

BY: Sherry Hall

NUMBERED KEY CANVASS

RUN DATE:11/18/10 11:30 AM

Clackamas County, Oregon  
General Election  
November 2, 2010

REPORT-EL52 PAGE 0033

	VOTES	PERCENT		VOTES	PERCENT
State Representative, 40th District					
Vote For 1					
01 = Dave Hunt (DEM)	12,500	60.46			
02 = Deborah J Gerritzen (REP)	8,135	39.35	04 = OVER VOTES	3	
03 = WRITE-IN	39	.19	05 = UNDER VOTES	2,520	

	01	02	03	04	05
0031 31	217	101	0	0	31
0032 32	220	144	1	0	48
0033 33	486	426	1	0	102
0034 34	571	369	1	0	119
0038 38	309	254	1	0	73
0039 39	491	371	3	0	87
0095 95	5	0	0	0	0
0453 453	508	364	1	0	132
0475 475	574	394	2	0	136
0480 480	324	256	2	0	71
0481 481	834	457	4	0	171
0503 503	518	352	0	0	102
0505 505	452	309	2	0	85
0506 506	301	167	1	0	47
0507 507	430	250	2	0	72
0521 521	440	270	0	0	92
0522 522	252	82	0	0	25
0523 523	100	32	0	0	12
0525 525	486	281	3	1	98
0526 526	514	286	2	0	87
0530 530	439	327	3	1	113
0531 531	424	260	0	0	88
0532 532	292	203	0	0	60
0533 533	385	233	1	0	72
0538 538	358	198	3	0	72
0549 549	339	230	1	0	68
0550 550	524	409	1	0	118
0551 551	449	254	1	1	69
0552 552	444	318	2	0	98
0553 553	152	94	0	0	18
0555 555	662	444	1	0	154



CERTIFIED COPY OF THE ORIGINAL  
SHERRY HALL, COUNTY CLERK

BY: Sherry Hall

NUMBERED KEY CANVASS

RUN DATE:11/18/10 11:30 AM

Clackamas County, Oregon  
General Election  
November 2, 2010

REPORT-EL52 PAGE 0034

State Representative, 41st District

VOTES PERCENT

VOTES PERCENT

Vote For 1

01 = Hugo Schulz (REP)  
02 = Carolyn Tomei (DEM)  
03 = WRITE-IN

2,572 33.51  
5,083 66.23  
20 .26

04 = OVER VOTES  
05 = UNDER VOTES

3  
774

	01	02	03	04	05
0051 51	250	635	3	0	91
0053 53	226	452	4	0	59
0054 54	193	416	1	0	64
0056 56	182	390	4	1	60
0057 57	302	535	1	0	72
0058 58	224	382	2	0	62
0060 60	248	537	0	2	89
0062 62	298	531	1	0	85
0063 63	242	497	0	0	79
0064 64	280	462	2	0	70
0091 91	38	77	0	0	13
0092 92	14	37	1	0	10
0478 478	75	132	1	0	20



CERTIFIED COPY OF THE ORIGINAL  
SHERRY HALL, COUNTY CLERK

BY: Sherry Hall

NUMBERED KEY CANVASS

RUN DATE:11/18/10 11:30 AM

Clackamas County, Oregon  
General Election  
November 2, 2010

REPORT-EL52 PAGE 0035

State Representative, 48th District

VOTES PERCENT

VOTES PERCENT

Vote For 1

01 = Mike Schaufler (DEM)

02 = Jeff Caton (IND)

03 = WRITE-IN

2,327 46.12

2,696 53.43

23 .46

04 = OVER VOTES

05 = UNDER VOTES

0

978

	01	02	03	04	05
0094 94	18	30	0	0	5
0096 96	1168	1403	12	0	494
0098 98	568	725	9	0	282
0413 413	251	231	2	0	75
0444 444	63	84	0	0	30
0446 446	259	223	0	0	92



CERTIFIED COPY OF THE ORIGINAL  
SHERRY HALL, COUNTY CLERK

BY: Sherry Hall

NUMBERED KEY CANVASS

RUN DATE:11/18/10 11:30 AM

Clackamas County, Oregon  
General Election  
November 2, 2010

REPORT-EL52 PAGE 0036

State Representative, 51st District

VOTES PERCENT

VOTES PERCENT

Vote For 1

01 = Patrick Sheehan (REP)  
02 = Cheryl Myers (DEM)  
03 = WRITE-IN

12,004 54.95  
9,803 44.87  
39 .18

04 = OVER VOTES  
05 = UNDER VOTES

3  
1,555

	01	02	03	04	05
0093 93	45	67	1	0	10
0097 97	186	138	3	0	32
0106 106	463	411	1	0	50
0361 361	219	166	1	0	33
0362 362	532	355	1	0	74
0364 364	396	289	2	0	48
0390 390	623	399	2	0	80
0394 394	510	426	0	0	62
0401 401	647	409	0	0	109
0407 407	355	222	0	0	49
0411 411	510	515	1	0	50
0412 412	590	500	2	0	60
0414 414	592	556	0	0	57
0422 422	564	434	4	0	61
0441 441	102	129	0	0	19
0442 442	452	434	3	0	58
0443 443	563	408	2	0	63
0445 445	384	391	5	1	56
0451 451	206	288	1	0	52
0452 452	114	205	2	0	25
0454 454	707	651	2	0	82
0491 491	123	141	0	0	14
0565 565	449	300	0	0	55
0567 567	225	191	0	0	32
0575 575	736	544	2	1	93
0576 576	184	178	1	0	33
0577 577	585	348	1	1	65
0578 578	226	171	0	0	36
0582 582	283	204	0	0	39
0585 585	213	180	1	0	27
0589 589	220	153	1	0	31



CERTIFIED COPY OF THE ORIGINAL  
SHERRY HALL, COUNTY CLERK

BY: *Sherry Hall*

NUMBERED KEY CANVASS

RUN DATE:11/18/10 11:30 AM

Clackamas County, Oregon  
General Election  
November 2, 2010

REPORT-EL52 PAGE 0037

						VOTES	PERCENT							VOTES	PERCENT
State Representative, 52nd District															
Vote For 1															
01 = Suzanne VanOrman (DEM)		5,534		41.75											
02 = Mark Johnson (REP)		7,700		58.09		04 = OVER VOTES						0			
03 = WRITE-IN		22		.17		05 = UNDER VOTES						908			
		-----													
		01	02	03	04	05									
		-----													
0101	101	657	928	2	0	96									
0102	102	598	782	2	0	69									
0366	366	363	452	4	0	57									
0371	371	181	264	0	0	29									
0372	372	491	734	3	0	88									
0373	373	448	554	1	0	81									
0375	375	137	165	1	0	28									
0377	377	317	489	2	0	56									
0381	381	576	549	2	0	73									
0382	382	138	165	2	0	18									
0383	383	420	370	1	0	53									
0402	402	232	404	1	0	55									
0403	403	289	551	0	0	70									
0404	404	220	468	1	0	40									
0405	405	467	825	0	0	95									



CERTIFIED COPY OF THE ORIGINAL  
SHERRY HALL, COUNTY CLERK

BY: Sherry Hall

NUMBERED KEY CANVASS

RUN DATE:11/18/10 11:30 AM

Clackamas County, Oregon  
General Election  
November 2, 2010

REPORT-EL52 PAGE 0038

				VOTES	PERCENT			VOTES	PERCENT
Judge of the Court of Appeals, Position 2									
Vote For 1									
01 = Rebecca A Duncan				82,089	98.17	03 = OVER VOTES		3	
02 = WRITE-IN				1,530	1.83	04 = UNDER VOTES		74,693	
				-----					
				01	02	03	04		
				-----					
0001	1	474	13	0	411				
0002	2	543	16	0	445				
0003	3	436	2	0	322				
0005	5	427	7	0	321				
0006	6	424	2	0	391				
0007	7	946	14	0	782				
0008	8	940	12	0	757				
0009	9	520	3	0	495				
0011	11	718	21	0	572				
0012	12	961	27	0	792				
0031	31	212	3	0	134				
0032	32	239	3	0	171				
0033	33	538	10	0	467				
0034	34	531	8	0	521				
0038	38	325	5	0	307				
0039	39	528	7	0	417				
0051	51	528	8	0	443				
0053	53	393	8	0	340				
0054	54	391	5	0	278				
0056	56	334	9	0	294				
0057	57	468	8	0	434				
0058	58	335	4	0	331				
0060	60	462	10	0	404				
0062	62	484	10	0	421				
0063	63	450	9	0	359				
0064	64	439	14	0	361				
0090	90	1	0	0	3				
0091	91	49	0	0	79				
0092	92	26	0	0	36				
0093	93	65	2	0	56				
0094	94	22	1	0	30				
0095	95	3	0	0	2				
0096	96	1555	34	0	1488				
0097	97	195	0	0	164				
0098	98	758	6	0	820				
0101	101	877	19	0	787				
0102	102	788	11	0	652				
0106	106	485	11	0	429				
0111	111	458	18	0	360				
0112	112	843	20	0	612				
0116	116	244	4	0	280				
0117	117	92	6	1	104				
0122	122	863	13	0	698				
0123	123	274	1	0	193				
0124	124	952	20	0	774				
0125	125	702	6	0	495				
0126	126	653	5	0	529				
0130	130	1073	16	0	888				
0131	131	1097	17	0	893				
0132	132	913	16	0	759				
0134	134	762	14	0	681				
0135	135	526	6	0	451				
0136	136	498	4	0	462				
0138	138	730	10	0	662				
0139	139	686	8	0	594				

NUMBERED KEY CANVASS

RUN DATE:11/18/10 11:30 AM

Clackamas County, Oregon  
General Election  
November 2, 2010

REPORT-EL52 PAGE 0039

	VOTES	PERCENT		VOTES	PERCENT
Judge of the Court of Appeals, Position 2					
Vote For 1					
01 = Rebecca A Duncan	82,089	98.17	03 = OVER VOTES	3	
02 = WRITE-IN	1,530	1.83	04 = UNDER VOTES	74,693	

(CONTINUED FROM PREVIOUS PAGE)	01	02	03	04
0140 140	361	5	0	291
0151 151	612	8	0	562
0152 152	446	6	0	451
0153 153	684	12	0	542
0154 154	695	8	0	576
0155 155	888	14	0	674
0157 157	371	9	0	336
0158 158	544	12	0	508
0159 159	581	9	0	527
0160 160	591	10	0	544
0162 162	747	9	0	669
0163 163	756	11	0	639
0164 164	493	5	0	419
0165 165	590	10	0	513
0166 166	676	8	0	559
0167 167	609	4	0	494
0169 169	350	7	0	297
0170 170	12	0	0	8
0171 171	15	0	0	15
0201 201	642	11	0	472
0202 202	661	17	0	508
0203 203	618	3	0	438
0204 204	454	3	0	304
0205 205	449	13	0	363
0206 206	870	11	0	664
0251 251	1	0	0	2
0252 252	748	12	0	652
0300 300	349	5	0	282
0301 301	364	5	0	288
0302 302	275	2	0	173
0303 303	373	14	0	297
0305 305	28	0	0	27
0306 306	67	4	0	35
0313 313	214	0	0	239
0326 326	392	7	0	424
0327 327	559	14	0	636
0328 328	43	0	0	26
0336 336	502	19	0	482
0337 337	526	11	0	642
0343 343	207	3	0	268
0344 344	508	14	0	518
0345 345	98	4	0	101
0346 346	524	13	0	485
0349 349	253	8	0	269
0350 350	426	17	0	489
0351 351	386	9	0	491
0353 353	324	15	1	405
0354 354	298	8	0	379
0355 355	297	11	0	307
0356 356	255	9	0	310
0357 357	344	5	0	388
0361 361	191	8	0	220
0362 362	451	16	0	495
0363 363	22	0	0	17
0364 364	371	6	0	358



NUMBERED KEY CANVASS

RUN DATE:11/1B/10 11:30 AM

Clackamas County, Oregon  
General Election  
November 2, 2010

REPORT-EL52 PAGE 0040

	VOTES	PERCENT		VOTES	PERCENT
Judge of the Court of Appeals, Position 2					
Vote For 1					
01 = Rebecca A Duncan	82,089	98.17	03 = OVER VOTES	3	
02 = WRITE-IN	1,530	1.83	04 = UNDER VOTES	74,693	

(CONTINUED FROM PREVIOUS PAGE)

	01	02	03	04
0365 365	296	12	0	313
0366 366	414	13	0	449
0368 368	45	0	0	59
0371 371	213	2	0	259
0372 372	550	21	0	745
0373 373	538	15	0	531
0375 375	159	6	0	166
0377 377	378	17	0	469
0381 381	591	15	0	594
0382 382	151	5	0	167
0383 383	443	7	0	394
0390 390	495	6	0	603
0394 394	441	7	0	550
0401 401	525	14	0	626
0402 402	326	9	0	357
0403 403	443	7	0	460
0404 404	284	9	0	436
0405 405	658	10	0	719
0407 407	326	11	0	289
0411 411	537	6	1	532
0412 412	611	12	0	529
0413 413	286	8	0	265
0414 414	645	8	0	552
0422 422	578	10	0	475
0441 441	146	1	0	103
0442 442	526	8	0	413
0443 443	526	16	0	494
0444 444	82	0	0	95
0445 445	446	10	0	381
0446 446	326	6	0	242
0451 451	341	5	0	201
0452 452	194	2	0	150
0453 453	547	8	0	450
0454 454	744	8	0	690
0475 475	565	6	0	535
0478 478	113	5	0	110
0480 480	362	11	0	280
0481 481	861	31	0	574
0491 491	171	0	0	107
0503 503	526	9	0	437
0505 505	458	11	0	379
0506 506	268	3	0	245
0507 507	407	4	0	343
0521 521	438	6	0	358
0522 522	224	0	0	135
0523 523	88	0	0	56
0525 525	456	10	0	403
0526 526	485	8	0	396
0530 530	452	10	0	421
0531 531	437	4	0	331
0532 532	261	3	0	291
0533 533	373	6	0	312
0538 538	336	1	0	294
0549 549	380	3	0	255
0550 550	568	6	0	478

NUMBERED KEY CANVASS

RUN DATE:11/18/10 11:30 AM

Clackamas County, Oregon  
General Election  
November 2, 2010

REPORT-EL52 PAGE 0041

Judge of the Court of Appeals, Position 2

VOTES PERCENT

VOTES PERCENT

Vote For 1

01 = Rebecca A Duncan

02 = WRITE-IN

82,089 98.17  
1,530 1.83

03 = OVER VOTES  
04 = UNDER VOTES

3  
74,693

(CONTINUED FROM PREVIOUS PAGE)

	01	02	03	04
0551 551	408	8	0	358
0552 552	421	7	0	434
0553 553	177	2	0	85
0555 555	618	16	0	627
0560 560	360	10	0	361
0561 561	53	2	0	69
0562 562	337	6	0	329
0563 563	565	13	0	489
0565 565	363	10	0	431
0567 567	215	2	0	231
0568 568	220	4	0	274
0575 575	643	11	0	722
0576 576	182	3	0	211
0577 577	441	9	0	550
0578 578	204	3	0	226
0580 580	522	6	0	539
0581 581	357	4	0	415
0582 582	245	3	0	278
0583 583	162	4	0	192
0585 585	204	5	0	212
0586 586	478	9	0	574
0587 587	317	8	0	339
0588 588	16	0	0	13
0589 589	194	4	0	207



CERTIFIED COPY OF THE ORIGINAL  
SHERRY HALL, COUNTY CLERK

BY: Sherry Hall

NUMBERED KEY CANVASS

RUN DATE:11/18/10 11:30 AM

Clackamas County, Oregon  
General Election  
November 2, 2010

REPDR-EL52 PAGE 0042

	VOTES	PERCENT		VOTES	PERCENT
Judge Circuit Court, 5th Dist, Pos 5					
Vote For 1					
01 = Katherine E Weber	80,681	98.34	03 = OVER VOTES	2	
D2 = WRITE-IN	1,363	1.66	04 = UNDER VOTES	76,269	

	01	02	03	04
0001 1	473	13	0	412
0002 2	537	15	0	452
0003 3	428	3	0	329
0005 5	408	7	0	340
0006 6	424	3	0	390
0007 7	932	15	0	795
0008 8	912	14	0	783
0009 9	517	4	0	497
0011 11	710	15	0	586
0012 12	946	28	0	806
0031 31	202	2	0	145
0032 32	232	3	0	178
0033 33	531	6	0	478
0034 34	533	5	0	522
0038 38	319	7	0	311
0039 39	522	5	0	425
0051 51	513	8	0	458
0053 53	374	7	0	360
0054 54	375	4	0	295
0056 56	331	5	0	301
0057 57	439	7	0	464
0058 58	335	3	0	332
0060 60	440	10	0	426
0062 62	463	9	0	443
0063 63	438	7	0	373
0064 64	429	9	0	376
0090 90	1	0	0	3
0091 91	46	0	0	82
0092 92	27	0	0	35
0093 93	63	2	0	58
0094 94	25	1	0	27
0095 95	3	0	0	2
0096 96	1529	29	0	1519
0097 97	195	0	0	164
0098 98	736	7	0	841
0101 101	862	20	0	801
0102 102	781	10	0	660
0106 106	477	10	0	438
0111 111	439	18	0	379
0112 112	825	23	0	627
0116 116	238	5	0	285
0117 117	89	6	0	108
0122 122	852	11	0	711
0123 123	270	1	0	197
0124 124	942	20	0	784
0125 125	694	6	0	503
0126 126	652	3	0	532
0130 130	1067	12	0	898
0131 131	1074	11	0	922
0132 132	911	15	1	761
0134 134	748	15	0	694
0135 135	515	7	0	461
0136 136	497	4	0	463
0138 138	728	8	0	666
0139 139	680	6	0	602

NUMBERED KEY CANVASS

RUN DATE:11/18/10 11:30 AM

Clackamas County, Oregon  
General Election  
November 2, 2010

REPORT-EL52 PAGE 0043

	VOTES	PERCENT		VOTES	PERCENT
Judge Circuit Court, 5th Dist, Pos 5					
Vote For 1					
01 = Katherine E Weber	80,681	98.34	03 = OVER VOTES	2	
02 = WRITE-IN	1,363	1.66	04 = UNDER VOTES	76,269	

(CONTINUED FROM PREVIOUS PAGE)	01	02	03	04
0140 140	357	5	0	295
0151 151	602	7	0	573
0152 152	444	5	0	454
0153 153	671	8	0	559
0154 154	681	7	0	591
0155 155	862	11	0	703
0157 157	370	5	0	341
0158 158	538	9	0	517
0159 159	563	11	0	543
0160 160	576	5	0	564
0162 162	729	11	0	685
0163 163	741	9	0	656
0164 164	481	5	0	431
0165 165	582	7	0	524
0166 166	669	5	0	569
0167 167	594	3	0	510
0169 169	349	6	0	299
0170 170	12	0	0	8
0171 171	15	0	0	15
0201 201	635	8	0	482
0202 202	651	16	0	519
0203 203	602	4	0	453
0204 204	443	4	0	314
0205 205	445	11	0	369
0206 206	862	8	0	675
0251 251	1	0	0	2
0252 252	736	9	0	667
0300 300	346	6	0	284
0301 301	359	4	0	294
0302 302	271	2	0	177
0303 303	363	11	0	310
0305 305	28	0	0	27
0306 306	67	3	0	36
0313 313	209	1	0	243
0326 326	383	8	0	432
0327 327	547	8	0	654
0328 328	41	0	0	28
0336 336	502	15	0	486
0337 337	514	9	0	656
0343 343	197	1	0	280
0344 344	491	8	0	541
0345 345	100	4	0	99
0346 346	518	10	0	494
0349 349	253	9	0	268
0350 350	420	15	0	497
0351 351	370	7	0	509
0353 353	310	13	0	422
0354 354	289	7	0	389
0355 355	290	10	0	315
0356 356	241	4	0	329
0357 357	334	5	0	398
0361 361	193	6	0	220
0362 362	437	15	0	510
0363 363	21	0	0	18
0364 364	363	6	0	366

NUMBERED KEY CANVASS

RUN DATE:11/18/10 11:30 AM

Clackamas County, Oregon  
General Election  
November 2, 2010

REPORT-EL52 PAGE 0044

Judge Circuit Court, 5th Dist, Pos 5

VOTES PERCENT

VOTES PERCENT

Vote For 1

01 = Katherine E Weber

80,681 98.34

03 = OVER VOTES

2

02 = WRITE-IN

1,363 1.66

04 = UNDER VOTES

76,269

(CONTINUED FROM PREVIOUS PAGE)

	01	02	03	04
0365 365	283	12	0	326
0366 366	392	16	0	468
0368 368	42	0	0	62
0371 371	205	4	0	265
0372 372	553	18	0	745
0373 373	518	15	0	551
0375 375	160	5	0	166
0377 377	374	21	0	469
0381 381	577	13	0	610
0382 382	150	5	0	168
0383 383	435	4	0	405
0390 390	485	6	0	613
0394 394	424	5	0	569
0401 401	525	7	0	633
0402 402	317	7	0	368
0403 403	439	5	0	466
0404 404	279	7	0	443
0405 405	651	10	0	726
0407 407	318	10	0	298
0411 411	527	6	0	543
0412 412	598	12	0	542
0413 413	283	7	0	269
0414 414	627	8	0	570
0422 422	569	10	0	484
0441 441	150	1	0	99
0442 442	524	9	0	414
0443 443	518	17	0	501
0444 444	80	0	0	97
0445 445	432	10	0	395
0446 446	314	4	0	256
0451 451	339	3	0	205
0452 452	190	3	0	153
0453 453	533	8	0	464
0454 454	734	9	0	699
0475 475	558	8	0	540
0478 478	109	5	0	114
0480 480	364	6	0	283
0481 481	854	24	0	588
0491 491	173	0	0	105
0503 503	519	8	0	445
0505 505	445	14	0	389
0506 506	266	3	0	247
0507 507	397	6	0	351
0521 521	425	6	0	371
0522 522	221	0	0	138
0523 523	90	0	0	54
0525 525	454	9	0	406
0526 526	479	6	0	404
0530 530	449	8	1	425
0531 531	431	4	0	337
0532 532	251	4	0	300
0533 533	368	7	0	316
0538 538	328	3	0	300
0549 549	376	4	0	258
0550 550	552	4	0	496

NUMBERED KEY CANVASS

RUN DATE:11/18/10 11:30 AM

Clackamas County, Oregon

General Election

November 2, 2010

REPORT-EL52

PAGE 0045

Judge Circuit Court, 5th Dist, Pos 5

VOTES PERCENT

VOTES PERCENT

Vote For 1

01 = Katherine E Weber

02 = WRITE-IN

80,681 98.34

1,363 1.66

03 = OVER VOTES

04 = UNDER VOTES

2

76,269

(CONTINUED FROM PREVIOUS PAGE)

	01	02	03	04
0551 551	409	6	0	359
0552 552	422	5	0	435
0553 553	174	5	0	85
0555 555	614	13	0	634
0560 560	361	7	0	363
0561 561	50	2	0	72
0562 562	331	6	0	335
0563 563	549	16	0	502
0565 565	359	7	0	438
0567 567	213	2	0	233
0568 568	215	3	0	280
0575 575	643	6	0	727
0576 576	181	1	0	214
0577 577	439	5	0	556
0578 578	206	2	0	225
0580 580	517	6	0	544
0581 581	355	6	0	415
0582 582	244	3	0	279
0583 583	159	1	0	198
0585 585	202	5	0	214
0586 586	467	8	0	586
0587 587	315	8	0	341
0588 588	16	0	0	13
0589 589	189	4	0	212



CERTIFIED COPY OF THE ORIGINAL  
SHERRY HALL, COUNTY CLERK

BY:

*Sherry Hall*

VOTES PERCENT

VOTES PERCENT

State Measure 70: Amends Constitution: Expands  
availability of home ownership loans for veterans

Vote For 1

01 = Yes

02 = No

125,894 83.46

24,958 16.54

03 = OVER VOTES

04 = UNDER VOTES

19

7,444

	01	02	03	04
0001 1	739	115	0	44
0002 2	788	158	0	58
0003 3	613	119	0	28
0005 5	618	95	0	42
0006 6	680	97	0	40
0007 7	1421	252	0	69
0008 8	1377	275	0	57
0009 9	765	206	0	47
0011 11	1068	179	0	64
0012 12	1427	256	0	97
0031 31	291	42	0	16
0032 32	346	49	0	18
0033 33	829	144	0	42
0034 34	859	154	0	47
0038 38	523	78	0	36
0039 39	750	163	0	39
0051 51	800	125	0	54
0053 53	584	119	1	37
0054 54	566	74	1	33
0056 56	536	65	0	36
0057 57	736	125	0	49
0058 58	529	107	0	34
0060 60	707	128	0	41
0062 62	720	145	1	49
0063 63	706	90	0	22
0064 64	651	117	1	45
0090 90	4	0	0	0
0091 91	102	17	0	9
0092 92	55	5	0	2
0093 93	93	25	0	5
0094 94	36	15	0	2
0095 95	3	2	0	0
0096 96	2313	583	0	181
0097 97	270	69	0	20
0098 98	1111	362	0	111
0101 101	1372	226	1	84
0102 102	1169	216	0	66
0106 106	761	125	0	39
0111 111	685	103	0	48
0112 112	1193	220	0	62
0116 116	409	94	0	25
0117 117	143	57	0	3
0122 122	1229	267	0	78
0123 123	364	87	0	17
0124 124	1434	249	0	63
0125 125	998	148	0	57
0126 126	956	172	0	59
0130 130	1524	343	0	110
0131 131	1516	376	0	115
0132 132	1307	303	0	78
0134 134	1155	232	1	69
0135 135	744	189	0	50
0136 136	782	136	0	46
0138 138	1089	235	1	77

VOTES PERCENT

VOTES PERCENT

State Measure 70: Amends Constitution: Expands  
availability of home ownership loans for veterans

Vote For 1

01 = Yes

125,894 83.46

03 = OVER VOTES

19

02 = No

24,958 16.54

04 = UNDER VOTES

7,444

(CONTINUED FROM PREVIOUS PAGE)

	01	02	03	04
0139 139	998	227	0	63
0140 140	520	108	0	29
0151 151	917	192	0	73
0152 152	689	161	0	53
0153 153	983	177	0	78
0154 154	977	223	0	79
0155 155	1226	243	1	106
0157 157	538	145	0	33
0158 158	819	176	0	69
0159 159	870	186	0	61
0160 160	840	237	0	68
0162 162	1110	248	0	67
0163 163	1089	246	0	71
0164 164	707	153	0	57
0165 165	878	173	0	62
0166 166	970	206	0	67
0167 167	841	197	0	69
0169 169	505	100	0	49
0170 170	14	5	0	1
0171 171	22	5	0	3
0201 201	896	175	0	54
0202 202	949	183	0	54
0203 203	846	149	0	64
0204 204	637	86	0	38
0205 205	637	146	0	42
0206 206	1222	235	0	88
0251 251	1	2	0	0
0252 252	1080	253	0	79
0300 300	514	98	0	24
0301 301	542	82	0	33
0302 302	386	58	0	6
0303 303	556	95	0	33
0305 305	44	6	0	5
0306 306	79	24	0	3
0313 313	339	99	0	15
0326 326	621	163	0	39
0327 327	858	299	0	52
0328 328	56	7	1	5
0336 336	756	217	0	30
0337 337	899	231	0	49
0343 343	368	84	0	26
0344 344	769	217	1	53
0345 345	163	33	0	7
0346 346	797	180	0	45
0349 349	422	89	0	19
0350 350	774	132	0	26
0351 351	696	164	0	26
0353 353	571	135	0	39
0354 354	537	124	0	24
0355 355	501	92	1	21
0356 356	480	76	0	18
0357 357	589	127	0	21
0361 361	311	79	0	29
0362 362	792	148	0	22



NUMBERED KEY CANVASS

RUN DATE:11/18/10 11:30 AM

Clackamas County, Oregon  
General Election  
November 2, 2010

REPORT-EL52 PAGE 0130

	VOTES	PERCENT		VOTES	PERCENT
State Measure 70: Amends Constitution: Expands availability of home ownership loans for veterans					
Vote For 1					
01 = Yes	125,894	83.46	03 = OVER VOTES	19	
02 = No	24,958	16.54	04 = UNDER VOTES	7,444	

(CONTINUED FROM PREVIOUS PAGE)	01	02	03	04
0363 363	30	7	0	2
0364 364	569	129	0	37
0365 365	502	98	0	21
0366 366	726	122	0	28
0368 368	78	20	0	6
0371 371	387	69	0	18
0372 372	1041	215	0	60
0373 373	867	163	0	54
0375 375	265	52	0	14
0377 377	684	148	0	32
0381 381	985	153	0	62
0382 382	263	43	0	17
0383 383	688	128	0	28
0390 390	833	186	0	85
0394 394	809	126	0	63
0401 401	921	168	1	75
0402 402	569	95	0	28
0403 403	726	150	0	34
0404 404	564	125	0	40
0405 405	1135	192	0	60
0407 407	491	117	0	18
0411 411	887	146	1	42
0412 412	900	183	1	68
0413 413	437	109	0	13
0414 414	947	213	0	45
0422 422	829	163	0	71
0441 441	200	42	0	8
0442 442	740	166	0	41
0443 443	817	161	0	58
0444 444	128	41	0	8
0445 445	679	111	0	47
0446 446	437	117	0	20
0451 451	426	84	0	37
0452 452	288	42	0	16
0453 453	819	137	0	49
0454 454	1126	254	0	62
0475 475	918	133	0	55
0478 478	177	40	0	11
0480 480	539	83	0	31
0481 481	1210	196	0	60
0491 491	224	46	0	8
0503 503	777	155	0	40
0505 505	707	110	1	30
0506 506	421	68	0	27
0507 507	620	104	0	30
0521 521	673	95	0	34
0522 522	317	24	0	18
0523 523	126	10	0	8
0525 525	712	111	0	46
0526 526	725	137	0	27
0530 530	697	141	1	44
0531 531	654	86	0	32
0532 532	451	82	0	22
0533 533	589	80	0	22

	VOTES	PERCENT		VOTES	PERCENT
State Measure 70: Amends Constitution: Expands availability of home ownership loans for veterans					
Vote For 1					
01 = Yes	125,894	83.46	03 = OVER VOTES	19	
02 = No	24,958	16.54	04 = UNDER VOTES	7,444	

(CONTINUED FROM PREVIOUS PAGE)

	01	02	03	04
0538 538	529	81	0	21
0549 549	528	90	0	20
0550 550	855	156	0	41
0551 551	635	106	0	33
0552 552	703	128	0	31
0553 553	231	23	0	10
0555 555	1030	173	0	58
0560 560	594	119	0	18
0561 561	102	18	0	4
0562 562	525	117	0	30
0563 563	918	112	0	37
0565 565	640	130	2	32
0567 567	391	50	0	7
0568 568	385	90	0	23
0575 575	1109	219	0	48
0576 576	333	50	0	13
0577 577	781	175	0	44
0578 578	333	86	0	14
0580 580	861	167	0	39
0581 581	617	131	0	28
0582 582	418	91	0	17
0583 583	296	51	1	10
0585 585	352	54	0	15
0586 586	866	165	0	30
0587 587	528	109	0	27
0588 588	27	1	0	1
0589 589	330	61	0	14



CERTIFIED COPY OF THE ORIGINAL  
SHERRY HALL, COUNTY CLERK

BY: Sherry Hall

	VOTES	PERCENT		VOTES	PERCENT
State Measure 71: Amends Constitution: Requires					
legislature to meet annually; limits length of sessions					
Vote For 1					
01 = Yes	94,451	65.35	03 = OVER VOTES	18	
02 = No	50,075	34.65	04 = UNDER VOTES	13,771	

	01	02	03	04
0001 1	561	262	0	75
0002 2	633	282	0	89
0003 3	458	236	0	66
0005 5	442	237	0	76
0006 6	521	222	0	74
0007 7	1021	559	1	161
0008 8	1021	575	0	113
0009 9	600	329	0	89
0011 11	788	419	0	104
0012 12	1053	546	0	181
0031 31	216	105	0	28
0032 32	254	126	0	33
0033 33	568	358	0	89
0034 34	627	323	0	110
0038 38	338	229	0	70
0039 39	559	325	0	68
0051 51	663	227	0	89
0053 53	451	233	0	57
0054 54	433	190	0	51
0056 56	406	170	0	61
0057 57	607	222	0	81
0058 58	408	208	0	54
0060 60	577	223	1	75
0062 62	557	276	1	81
0063 63	539	212	0	67
0064 64	504	232	0	78
0090 90	3	1	0	0
0091 91	92	25	0	11
0092 92	33	19	0	10
0093 93	70	44	0	9
0094 94	27	22	0	4
0095 95	1	4	0	0
0096 96	1757	1046	0	274
0097 97	210	120	0	29
0098 98	899	521	0	164
0101 101	970	552	0	161
0102 102	875	454	0	122
0106 106	568	275	0	82
0111 111	476	280	0	80
0112 112	827	529	0	119
0116 116	292	197	0	39
0117 117	103	85	0	15
0122 122	889	546	0	139
0123 123	258	170	0	40
0124 124	1024	575	0	147
0125 125	687	413	0	103
0126 126	692	402	0	93
0130 130	1210	582	1	184
0131 131	1213	616	0	178
0132 132	1070	475	0	143
0134 134	937	395	0	125
0135 135	636	272	0	75
0136 136	604	268	0	92
0138 138	904	376	0	122

VOTES PERCENT

VOTES PERCENT

State Measure 71: Amends Constitution: Requires  
legislature to meet annually; limits length of sessions

Vote For 1

01 = Yes

02 = No

94,451 65.35  
50,075 34.6503 = OVER VOTES  
04 = UNDER VOTES18  
13,771

(CONTINUED FROM PREVIOUS PAGE)

	01	02	03	04
0139 139	818	376	0	94
0140 140	441	154	0	62
0151 151	784	291	0	107
0152 152	589	230	0	84
0153 153	799	316	0	123
0154 154	853	301	0	125
0155 155	1046	379	0	151
0157 157	454	210	0	52
0158 158	716	264	0	84
0159 159	720	300	1	96
0160 160	749	295	0	101
0162 162	923	392	0	110
0163 163	930	361	0	115
0164 164	581	251	0	85
0165 165	738	296	0	79
0166 166	844	296	0	103
0167 167	773	232	0	102
0169 169	391	186	0	77
0170 170	16	3	0	1
0171 171	19	5	0	6
0201 201	761	280	0	84
0202 202	774	316	0	96
0203 203	700	275	0	84
0204 204	489	212	0	60
0205 205	496	252	0	77
0206 206	930	467	0	148
0251 251	3	0	0	0
0252 252	854	434	0	124
0300 300	431	147	1	57
0301 301	435	170	0	52
0302 302	318	111	0	21
0303 303	443	186	0	55
0305 305	35	14	0	6
0306 306	62	40	0	4
0313 313	310	111	0	32
0326 326	517	238	0	68
0327 327	685	420	0	104
0328 328	37	24	0	8
0336 336	544	405	0	54
0337 337	664	425	1	89
0343 343	216	220	0	42
0344 344	483	456	0	101
0345 345	104	84	0	15
0346 346	544	391	1	86
0349 349	290	199	0	41
0350 350	496	362	0	74
0351 351	455	357	0	74
0353 353	365	319	0	61
0354 354	364	260	0	61
0355 355	299	260	1	55
0356 356	299	220	0	55
0357 357	369	313	0	55
0361 361	239	127	0	53
0362 362	516	370	0	76

NUMBERED KEY CANVASS

RUN DATE:11/18/10 11:30 AM

Clackamas County, Oregon  
General Election  
November 2, 2010

REPORT-EL52 PAGE 0134

	VOTES	PERCENT		VOTES	PERCENT
State Measure 71: Amends Constitution: Requires					
legislature to meet annually; limits length of sessions					
Vote For 1					
01 = Yes	94,451	65.35	03 = OVER VOTES	18	
02 = No	50,075	34.65	04 = UNDER VOTES	13,771	

(CONTINUED FROM PREVIOUS PAGE)	01	02	03	04
0363 363	22	11	0	6
0364 364	386	273	0	76
0365 365	330	243	0	48
0366 366	396	408	1	71
0368 368	51	41	0	12
0371 371	279	160	0	35
0372 372	739	453	0	124
0373 373	630	349	0	105
0375 375	177	122	0	32
0377 377	475	316	0	73
0381 381	738	351	0	111
0382 382	206	81	0	36
0383 383	504	282	0	58
0390 390	586	412	1	105
0394 394	504	402	0	92
0401 401	651	406	0	108
0402 402	348	275	0	69
0403 403	518	318	0	74
0404 404	352	308	0	69
0405 405	709	533	0	145
0407 407	332	247	0	47
0411 411	652	340	0	84
0412 412	661	374	0	117
0413 413	356	164	0	39
0414 414	685	414	0	106
0422 422	616	358	0	89
0441 441	160	69	0	21
0442 442	557	309	0	81
0443 443	571	385	0	80
0444 444	90	75	0	12
0445 445	457	294	1	85
0446 446	333	187	0	54
0451 451	329	151	0	67
0452 452	212	89	0	45
0453 453	581	322	0	102
0454 454	890	427	0	125
0475 475	674	324	0	108
0478 478	152	56	0	20
0480 480	360	227	0	66
0481 481	890	439	0	137
0491 491	148	103	0	27
0503 503	581	299	0	92
0505 505	512	270	0	66
0506 506	332	139	0	45
0507 507	471	220	0	63
0521 521	517	213	0	72
0522 522	279	54	0	26
0523 523	109	20	0	15
0525 525	504	275	1	89
0526 526	574	252	0	63
0530 530	516	287	0	80
0531 531	459	241	0	72
0532 532	318	187	1	49
0533 533	431	202	1	57

VOTES PERCENT

VOTES PERCENT

State Measure 71: Amends Constitution: Requires  
legislature to meet annually; limits length of sessions

Vote For 1

01 = Yes

02 = No

94,451 65.35  
50,075 34.6503 = OVER VOTES  
04 = UNDER VOTES18  
13,771

(CONTINUED FROM PREVIOUS PAGE)

	01	02	03	04
0538 538	399	177	0	55
0549 549	388	205	0	45
0550 550	656	307	0	89
0551 551	463	240	0	71
0552 552	513	271	0	78
0553 553	182	63	0	19
0555 555	778	365	0	118
0560 560	435	248	2	46
0561 561	66	50	0	8
0562 562	370	255	0	47
0563 563	637	336	0	94
0565 565	456	283	0	65
0567 567	266	149	0	33
0568 568	283	174	0	41
0575 575	746	506	0	124
0576 576	225	142	0	29
0577 577	533	388	0	79
0578 578	247	147	0	39
0580 580	604	383	1	79
0581 581	425	294	0	57
0582 582	267	212	0	47
0583 583	217	109	0	32
0585 585	270	118	0	33
0586 586	630	348	0	83
0587 587	398	201	0	65
0588 588	23	3	0	3
0589 589	221	151	0	33

CERTIFIED COPY OF THE ORIGINAL  
SHERRY HALL, COUNTY CLERKBY: Sherry Hall

VOTES PERCENT

VOTES PERCENT

State Measure 72: Amends Constitution: Authorizes  
exception to borrowing limit for state projects

Vote For 1

01 = Yes

02 = No

79,836 56.94

60,380 43.06

03 = OVER VOTES

04 = UNDER VOTES

24

18,075

	01	02	03	04
0001 1	444	340	0	114
0002 2	516	375	1	112
0003 3	374	315	0	71
0005 5	356	321	0	78
0006 6	403	325	1	88
0007 7	792	739	0	211
0008 8	832	713	0	164
0009 9	498	418	0	102
0011 11	636	532	0	143
0012 12	825	720	0	235
0031 31	135	175	0	39
0032 32	226	157	0	30
0033 33	513	383	0	119
0034 34	504	418	0	138
0038 38	289	260	0	88
0039 39	502	364	0	86
0051 51	531	326	1	121
0053 53	368	290	0	83
0054 54	359	240	1	74
0056 56	354	208	0	75
0057 57	494	313	0	103
0058 58	344	253	0	73
0060 60	449	318	0	109
0062 62	466	351	0	98
0063 63	415	313	0	90
0064 64	409	300	0	105
0090 90	3	1	0	0
0091 91	78	36	0	14
0092 92	28	26	0	8
0093 93	71	36	0	16
0094 94	24	25	0	4
0095 95	2	3	0	0
0096 96	1515	1153	1	408
0097 97	175	141	0	43
0098 98	794	580	0	210
0101 101	789	686	0	208
0102 102	687	606	0	158
0106 106	429	392	0	104
0111 111	363	379	0	94
0112 112	640	667	1	167
0116 116	226	250	0	52
0117 117	85	100	1	17
0122 122	736	646	0	192
0123 123	226	192	0	50
0124 124	857	693	0	196
0125 125	577	464	0	162
0126 126	600	449	0	138
0130 130	1006	720	0	251
0131 131	957	791	0	259
0132 132	863	622	0	203
0134 134	781	502	0	174
0135 135	560	310	0	113
0136 136	516	334	0	114
0138 138	748	471	0	183

VOTES PERCENT

VOTES PERCENT

State Measure 72: Amends Constitution: Authorizes  
exception to borrowing limit for state projects

Vote For 1

01 = Yes

02 = No

79,836 56.94  
60,380 43.0603 = OVER VOTES  
04 = UNDER VOTES24  
18,075

(CONTINUED FROM PREVIOUS PAGE)

	01	02	03	04
0139 139	693	452	0	143
0140 140	374	196	0	87
0151 151	653	382	0	147
0152 152	503	272	0	128
0153 153	730	340	0	168
0154 154	696	411	0	172
0155 155	910	462	1	203
0157 157	435	207	0	74
0158 158	598	328	0	138
0159 159	623	367	0	127
0160 160	632	367	0	146
0162 162	773	487	0	165
0163 163	785	457	0	164
0164 164	517	288	0	112
0165 165	634	359	0	120
0166 166	687	412	0	144
0167 167	624	323	0	160
0169 169	351	215	0	88
0170 170	8	10	0	2
0171 171	13	10	0	7
0201 201	622	380	0	123
0202 202	597	435	1	153
0203 203	560	383	0	116
0204 204	417	257	0	87
0205 205	441	281	0	103
0206 206	838	530	0	177
0251 251	0	2	0	1
0252 252	786	450	0	176
0300 300	346	224	0	66
0301 301	368	220	0	69
0302 302	262	160	0	28
0303 303	356	234	0	94
0305 305	36	10	0	9
0306 306	56	39	0	11
0313 313	256	154	0	43
0326 326	428	304	0	91
0327 327	574	495	0	140
0328 328	37	22	0	10
0336 336	489	425	0	89
0337 337	653	418	0	108
0343 343	231	195	0	52
0344 344	476	441	0	123
0345 345	102	82	0	19
0346 346	460	438	1	123
0349 349	238	234	0	58
0350 350	455	381	0	96
0351 351	405	390	0	91
0353 353	295	366	0	84
0354 354	310	297	0	78
0355 355	294	258	1	62
0356 356	250	281	0	43
0357 357	320	344	1	72
0361 361	174	191	1	53
0362 362	452	422	1	87



NUMBERED KEY CANVASS

Clackamas County, Oregon  
General Election  
November 2, 2010

RUN DATE:11/18/10 11:30 AM

REPORT-EL52 PAGE 0138

	VOTES	PERCENT		VOTES	PERCENT
State Measure 72: Amends Constitution: Authorizes					
exception to borrowing limit for state projects					
Vote For 1					
01 = Yes	79,836	56.94	03 = OVER VOTES	24	
02 = No	60,380	43.06	04 = UNDER VOTES	18,075	

(CONTINUED FROM PREVIOUS PAGE)	01	02	03	04
0363 363	14	18	0	7
0364 364	339	313	1	82
0365 365	292	278	0	51
0366 366	397	391	1	87
0368 368	37	53	0	14
0371 371	230	190	0	54
0372 372	643	524	0	149
0373 373	521	440	0	123
0375 375	138	152	0	41
0377 377	407	364	0	93
0381 381	592	454	0	154
0382 382	147	130	0	46
0383 383	427	335	0	82
0390 390	568	388	0	148
0394 394	517	376	0	105
0401 401	601	422	0	142
0402 402	327	299	0	66
0403 403	441	373	0	96
0404 404	322	318	0	89
0405 405	634	620	1	132
0407 407	277	294	0	55
0411 411	547	419	0	110
0412 412	569	430	1	152
0413 413	299	204	0	56
0414 414	603	470	0	132
0422 422	477	449	0	137
0441 441	128	101	0	21
0442 442	457	387	0	103
0443 443	474	444	0	118
0444 444	81	77	0	19
0445 445	408	326	0	103
0446 446	280	229	0	65
0451 451	258	220	0	69
0452 452	163	136	0	47
0453 453	483	393	1	128
0454 454	722	557	0	163
0475 475	579	394	0	133
0478 478	114	79	0	35
0480 480	331	247	0	75
0481 481	704	604	0	158
0491 491	113	127	0	38
0503 503	523	329	0	120
0505 505	482	281	0	85
0506 506	274	191	0	51
0507 507	368	291	0	95
0521 521	403	306	0	93
0522 522	272	45	0	42
0523 523	90	32	0	22
0525 525	431	322	0	116
0526 526	496	311	1	81
0530 530	418	356	0	109
0531 531	392	290	0	90
0532 532	305	188	1	61
0533 533	359	270	0	62

VOTES PERCENT

VOTES PERCENT

State Measure 72: Amends Constitution: Authorizes  
exception to borrowing limit for state projects

Vote For 1

01 = Yes

02 = No

79,836 56.94  
60,380 43.0603 = OVER VOTES  
04 = UNDER VOTES24  
18,075

(CONTINUED FROM PREVIOUS PAGE)

	01	02	03	04
0538 538	326	218	0	87
0549 549	315	261	0	62
0550 550	520	407	0	125
0551 551	433	260	0	81
0552 552	443	327	0	92
0553 553	133	105	0	26
0555 555	695	427	0	139
0560 560	366	314	0	51
0561 561	60	53	0	11
0562 562	321	295	0	56
0563 563	508	429	0	130
0565 565	424	308	0	72
0567 567	234	173	0	41
0568 568	249	193	0	56
0575 575	685	553	1	137
0576 576	204	161	0	31
0577 577	468	423	0	109
0578 578	219	166	0	48
0580 580	498	473	0	96
0581 581	359	349	0	68
0582 582	236	236	0	54
0583 583	174	149	1	34
0585 585	210	161	0	50
0586 586	539	431	0	91
0587 587	346	251	1	66
0588 588	18	8	0	3
0589 589	186	182	0	37

CERTIFIED COPY OF THE ORIGINAL  
SHERRY HALL, COUNTY CLERK

BY:

State Measure 73: Addresses minimum sentencing for  
certain sex crimes and DUI convictions

Vote For 1

01 = Yes

02 = No

VOTES PERCENT

VOTES PERCENT

92,182 60.90

59,175 39.10

03 = OVER VOTES

04 = UNDER VOTES

73

6,885

	01	02	03	04
0001 1	489	369	0	40
0002 2	549	399	2	54
0003 3	453	268	3	36
0005 5	486	242	0	27
0006 6	455	329	1	32
0007 7	1084	570	1	87
0008 8	1084	567	1	57
0009 9	598	376	0	44
0011 11	878	376	1	56
0012 12	1143	537	2	98
0031 31	241	93	0	15
0032 32	258	135	1	19
0033 33	643	330	3	39
0034 34	654	346	1	59
0038 38	378	223	0	36
0039 39	559	361	1	31
0051 51	518	418	1	42
0053 53	394	310	0	37
0054 54	411	235	0	28
0056 56	319	280	0	38
0057 57	488	380	0	42
0058 58	371	270	0	29
0060 60	493	347	1	35
0062 62	500	369	1	45
0063 63	495	290	0	33
0064 64	503	277	0	34
0090 90	2	2	0	0
0091 91	41	82	0	5
0092 92	41	21	0	0
0093 93	66	52	0	5
0094 94	30	22	0	1
0095 95	2	1	0	2
0096 96	1869	1059	3	146
0097 97	228	110	0	21
0098 98	883	615	2	84
0101 101	1140	446	2	95
0102 102	973	433	2	43
0106 106	624	253	0	48
0111 111	567	230	0	39
0112 112	1042	376	0	57
0116 116	317	194	0	17
0117 117	114	85	0	4
0122 122	1025	484	0	65
0123 123	309	146	1	12
0124 124	1096	574	0	76
0125 125	813	333	0	57
0126 126	739	392	0	56
0130 130	1137	729	0	111
0131 131	1128	771	3	105
0132 132	942	667	1	78
0134 134	673	713	1	70
0135 135	460	469	0	54
0136 136	474	447	0	43
0138 138	704	631	0	67

State Measure 73: Addresses minimum sentencing for  
certain sex crimes and DUI convictions

Vote For 1

01 = Yes

02 = No

VOTES PERCENT

92,182 60.90

59,175 39.10

03 = OVER VOTES

04 = UNDER VOTES

VOTES PERCENT

73

6,885

(CONTINUED FROM PREVIOUS PAGE)

	01	02	03	04
0139 139	659	574	0	55
0140 140	347	283	0	27
0151 151	512	598	0	72
0152 152	394	449	1	59
0153 153	613	560	0	65
0154 154	628	578	0	73
0155 155	709	763	1	103
0157 157	353	326	0	37
0158 158	493	506	0	65
0159 159	531	527	0	59
0160 160	526	564	0	55
0162 162	684	657	3	81
0163 163	684	663	0	59
0164 164	439	421	0	57
0165 165	551	501	0	61
0166 166	618	578	1	46
0167 167	515	521	0	71
0169 169	325	282	0	47
0170 170	15	4	0	1
0171 171	19	8	0	3
0201 201	614	469	0	42
0202 202	731	405	0	50
0203 203	550	457	0	52
0204 204	422	302	0	37
0205 205	467	329	0	29
0206 206	887	596	0	62
0251 251	3	0	0	0
0252 252	788	558	3	63
0300 300	343	268	0	25
0301 301	327	302	0	28
0302 302	224	212	1	13
0303 303	393	256	0	35
0305 305	19	33	0	3
0306 306	41	59	0	6
0313 313	213	224	0	16
0326 326	441	345	0	37
0327 327	638	520	0	51
0328 328	40	21	0	8
0336 336	550	419	0	34
0337 337	603	523	1	52
0343 343	278	176	0	24
0344 344	578	411	1	50
0345 345	126	73	0	4
0346 346	591	379	0	52
0349 349	333	180	1	16
0350 350	611	294	0	27
0351 351	564	288	0	34
0353 353	461	261	1	22
0354 354	435	223	0	27
0355 355	418	177	0	20
0356 356	363	195	0	16
0357 357	449	268	0	20
0361 361	255	141	0	23
0362 362	620	308	0	34

VOTES PERCENT

VOTES PERCENT

State Measure 73: Addresses minimum sentencing for  
certain sex crimes and DUI convictions

Vote For 1

01 = Yes

02 = No

92,182 60.90

59,175 39.10

03 = OVER VOTES

04 = UNDER VOTES

73

6,885

(CONTINUED FROM PREVIOUS PAGE)

	01	02	03	04
0363 363	25	11	0	3
0364 364	447	259	0	29
0365 365	383	220	0	18
0366 366	548	301	0	27
0368 368	67	34	0	3
0371 371	278	179	1	16
0372 372	802	459	0	55
0373 373	662	374	2	46
0375 375	209	108	0	14
0377 377	518	316	3	27
0381 381	662	492	0	46
0382 382	203	99	1	20
0383 383	505	313	0	26
0390 390	702	356	0	46
0394 394	652	313	0	33
0401 401	744	381	0	40
0402 402	448	215	1	28
0403 403	572	307	0	31
0404 404	455	234	0	40
0405 405	888	437	0	62
0407 407	394	217	0	15
0411 411	644	380	1	51
0412 412	717	376	1	58
0413 413	363	172	0	24
0414 414	783	371	1	50
0422 422	681	336	2	44
0441 441	155	86	0	9
0442 442	648	269	0	30
0443 443	671	331	0	34
0444 444	111	59	0	7
0445 445	549	247	0	41
0446 446	363	190	0	21
0451 451	337	173	0	37
0452 452	212	123	0	11
0453 453	641	316	0	48
0454 454	883	501	1	57
0475 475	646	405	0	55
0478 478	129	87	0	12
0480 480	395	227	1	30
0481 481	896	508	0	62
0491 491	189	78	0	11
0503 503	540	393	1	38
0505 505	500	318	0	30
0506 506	287	211	0	18
0507 507	410	311	1	32
0521 521	495	272	0	35
0522 522	125	212	0	22
0523 523	66	67	0	11
0525 525	521	307	0	41
0526 526	477	386	0	26
0530 530	531	310	1	41
0531 531	490	254	0	28
0532 532	299	235	0	21
0533 533	395	275	0	21

NUMBERED KEY CANVASS


RUN DATE:11/18/10 11:30 AM

Clackamas County, Oregon  
General Election  
November 2, 2010

REPORT-EL52 PAGE 0143

	VOTES	PERCENT		VOTES	PERCENT
State Measure 73: Addresses minimum sentencing for certain sex crimes and DUI convictions					
Vote For 1					
01 = Yes	92,182	60.90	03 = OVER VOTES	73	
02 = No	59,175	39.10	04 = UNDER VOTES	6,885	

(CONTINUED FROM PREVIOUS PAGE)		01	02	03	04
0538 538		346	253	0	32
0549 549		397	222	0	19
0550 550		627	386	0	39
0551 551		423	316	0	35
0552 552		549	284	0	29
0553 553		178	78	0	8
0555 555		685	531	0	45
0560 560		446	266	1	18
0561 561		77	45	0	2
0562 562		383	264	0	25
0563 563		696	330	0	41
0565 565		480	297	1	26
0567 567		277	159	1	11
0568 568		272	199	0	27
0575 575		822	497	2	55
0576 576		237	150	0	9
0577 577		617	337	0	46
0578 578		257	160	0	16
0580 580		660	375	0	32
0581 581		471	279	0	26
0582 582		325	187	0	14
0583 583		217	129	0	12
0585 585		226	177	0	18
0586 586		664	374	0	23
0587 587		408	234	0	22
0588 588		21	8	0	0
0589 589		234	158	1	12



CERTIFIED COPY OF THE ORIGINAL  
SHERRY HALL, COUNTY CLERK

BY: Sherry Hall

	VOTES	PERCENT		VOTES	PERCENT
State Measure 74: Establishes medical marijuana supply system and allows limited selling of marijuana					
Vote For 1					
01 = Yes	59,688	39.28	03 = OVER VOTES	35	
02 = No	92,275	60.72	04 = UNDER VOTES	6,317	

	01	02	03	04
0001 1	456	417	0	25
0002 2	471	493	1	39
0003 3	322	415	0	23
0005 5	349	381	0	25
0006 6	307	480	0	30
0007 7	533	1149	0	60
0008 8	519	1144	0	46
0009 9	396	590	0	32
0011 11	434	831	0	46
0012 12	630	1066	1	83
0031 31	160	175	0	14
0032 32	190	204	0	19
0033 33	382	593	0	40
0034 34	389	622	0	49
0038 38	245	359	0	33
0039 39	344	579	0	29
0051 51	544	398	2	35
0053 53	356	356	0	29
0054 54	341	308	0	25
0056 56	329	283	0	25
0057 57	431	442	0	37
0058 58	254	389	0	27
0060 60	410	435	0	31
0062 62	392	483	1	39
0063 63	381	413	0	24
0064 64	337	445	0	32
0090 90	0	4	0	0
0091 91	52	69	0	7
0092 92	33	28	0	1
0093 93	52	64	0	7
0094 94	15	37	0	1
0095 95	5	0	0	0
0096 96	973	1975	0	129
0097 97	113	232	0	14
0098 98	479	1038	0	67
0101 101	591	1011	0	81
0102 102	536	864	0	51
0106 106	345	545	0	35
0111 111	280	529	0	27
0112 112	472	948	0	55
0116 116	199	310	0	19
0117 117	69	129	0	5
0122 122	471	1049	1	53
0123 123	177	281	0	10
0124 124	535	1145	0	66
0125 125	405	747	0	51
0126 126	429	721	0	37
0130 130	734	1149	0	94
0131 131	726	1180	0	101
0132 132	717	900	0	71
0134 134	650	761	0	46
0135 135	438	504	0	41
0136 136	431	497	0	36
0138 138	517	818	0	67

NUMBERED KEY CANVASS

RUN DATE:11/18/10 11:30 AM

Clackamas County, Oregon  
General Election  
November 2, 2010

REPORT-EL52 PAGE 0145

	VOTES	PERCENT		VOTES	PERCENT
State Measure 74: Establishes medical marijuana supply system and allows limited selling of marijuana					
Vote For 1					
01 = Yes	59,688	39.28	03 = OVER VOTES	35	
02 = No	92,275	60.72	04 = UNDER VOTES	6,317	

(CONTINUED FROM PREVIOUS PAGE)	D1	02	03	04
0139 139	507	733	0	48
0140 140	333	291	1	32
0151 151	490	635	1	56
0152 152	400	459	0	44
0153 153	569	601	2	66
0154 154	526	688	0	65
0155 155	632	843	0	101
0157 157	246	443	0	27
0158 158	452	559	1	52
0159 159	434	626	0	57
0160 160	448	637	0	60
0162 162	613	758	0	54
0163 163	553	798	0	55
0164 164	394	480	0	43
0165 165	499	580	0	34
0166 166	535	654	0	54
0167 167	512	539	1	55
0169 169	244	373	1	36
0170 170	7	11	0	2
0171 171	9	19	0	2
0201 201	418	662	0	45
0202 202	488	656	0	42
0203 203	318	691	0	50
0204 204	228	495	1	37
0205 205	284	513	0	28
0206 206	558	923	0	64
0251 251	0	3	0	0
0252 252	441	917	0	54
0300 300	308	304	0	24
0301 301	297	328	0	32
0302 302	210	228	1	11
0303 303	303	351	1	29
0305 305	20	32	0	3
0306 306	45	56	0	5
0313 313	184	252	0	17
0326 326	316	472	0	35
0327 327	423	741	0	45
0328 328	29	36	0	4
0336 336	345	623	0	35
0337 337	402	726	0	51
0343 343	135	324	0	19
0344 344	293	705	0	42
0345 345	65	134	0	4
0346 346	322	658	1	41
0349 349	127	387	0	16
0350 350	344	567	0	21
0351 351	258	599	0	29
0353 353	236	476	2	31
0354 354	217	442	0	26
0355 355	201	394	0	20
0356 356	202	355	1	16
0357 357	231	481	1	24
0361 361	159	238	0	22
0362 362	342	594	0	26



State Measure 74: Establishes medical marijuana supply  
system and allows limited selling of marijuana

VOTES PERCENT

VOTES PERCENT

Vote For 1

01 = Yes

59,688 39.28

03 = OVER VOTES

35

02 = No

92,275 60.72

04 = UNDER VOTES

6,317


(CONTINUED FROM PREVIOUS PAGE)

	01	02	03	04
0363 363	20	14	0	5
0364 364	267	443	0	25
0365 365	231	374	0	16
0366 366	342	510	0	24
0368 368	28	68	0	8
0371 371	183	275	0	16
0372 372	451	824	0	41
0373 373	423	629	0	32
0375 375	121	195	0	15
0377 377	333	495	0	36
0381 381	552	602	1	45
0382 382	138	169	0	16
0383 383	396	425	0	23
0390 390	352	707	0	45
0394 394	330	636	0	32
0401 401	372	748	0	45
0402 402	254	416	0	22
0403 403	263	622	1	24
0404 404	178	514	0	37
0405 405	428	915	0	44
0407 407	200	408	1	17
0411 411	369	666	0	41
0412 412	390	694	0	68
0413 413	196	347	1	15
0414 414	430	722	0	53
0422 422	347	685	0	31
0441 441	124	120	0	6
0442 442	379	532	0	36
0443 443	338	654	1	43
0444 444	49	116	0	12
0445 445	258	533	0	46
0446 446	195	359	0	20
0451 451	244	262	0	41
0452 452	161	176	0	9
0453 453	411	543	0	51
0454 454	502	868	2	70
0475 475	414	634	0	58
0478 478	111	106	0	11
0480 480	228	398	0	27
0481 481	728	678	1	59
0491 491	128	134	0	16
0503 503	395	522	0	55
0505 505	311	502	0	35
0506 506	220	279	0	17
0507 507	360	371	0	23
0521 521	393	367	0	42
0522 522	89	244	0	26
0523 523	53	77	0	14
0525 525	382	450	1	36
0526 526	372	491	0	26
0530 530	345	497	0	41
0531 531	315	430	1	26
0532 532	186	345	0	24
0533 533	299	369	0	23

	VOTES	PERCENT		VOTES	PERCENT
State Measure 74: Establishes medical marijuana supply system and allows limited selling of marijuana					
Vote For 1					
01 = Yes	59,688	39.28	03 = OVER VOTES	35	
02 = No	92,275	60.72	04 = UNDER VOTES	6,317	

(CONTINUED FROM PREVIOUS PAGE)

	01	02	03	04
0538 538	223	375	0	33
0549 549	277	340	0	21
0550 550	367	645	0	40
0551 551	310	430	0	34
0552 552	343	492	0	27
0553 553	110	143	0	11
0555 555	466	729	0	66
0560 560	237	468	1	25
0561 561	44	79	0	1
0562 562	234	416	0	22
0563 563	382	640	0	45
0565 565	294	485	0	25
0567 567	153	281	0	14
0568 568	158	313	0	27
0575 575	444	874	1	57
0576 576	173	212	0	11
0577 577	344	616	0	40
0578 578	153	266	0	14
0580 580	387	644	0	36
0581 581	253	503	1	19
0582 582	179	328	0	19
0583 583	134	213	0	11
0585 585	179	231	0	11
0586 586	362	671	0	28
0587 587	236	396	0	32
0588 588	18	11	0	0
0589 589	146	239	1	19



CERTIFIED COPY OF THE ORIGINAL  
SHERRY HALL, COUNTY CLERK

BY: Sherry Hall

	VOTES	PERCENT		VOTES	PERCENT
State Measure 75: Authorizes Multnomah County casino;					
casino to contribute monthly revenue % to the state					
Vote For 1					
01 = Yes	48,735	31.94	03 = OVER VOTES	47	
02 = No	103,850	68.06	04 = UNDER VOTES	5,683	

	01	02	03	04
0001 1	297	573	0	28
0002 2	304	658	3	39
0003 3	257	476	0	27
0005 5	269	459	0	27
0006 6	224	567	0	26
0007 7	585	1087	1	69
0008 8	522	1143	0	44
0009 9	343	640	1	34
0011 11	477	786	1	47
0012 12	612	1086	1	81
0031 31	148	188	0	13
0032 32	138	256	0	19
0033 33	306	674	0	35
0034 34	339	665	1	55
0038 38	207	403	0	27
0039 39	311	612	0	29
0051 51	275	667	1	36
0053 53	261	453	1	26
0054 54	255	397	0	22
0056 56	182	428	0	27
0057 57	304	563	0	43
0058 58	226	411	0	33
0060 60	286	562	0	28
0062 62	309	567	0	39
0063 63	280	511	0	27
0064 64	291	497	0	26
0090 90	0	4	0	0
0091 91	24	102	0	2
0092 92	20	41	0	1
0093 93	41	78	0	4
0094 94	17	35	0	1
0095 95	0	3	0	2
0096 96	1060	1910	0	107
0097 97	115	228	0	16
0098 98	473	1055	0	56
0101 101	733	893	0	57
0102 102	505	911	1	34
0106 106	383	499	0	43
0111 111	262	532	0	42
0112 112	571	832	1	71
0116 116	149	367	0	12
0117 117	69	131	0	3
0122 122	542	975	1	56
0123 123	146	309	0	13
0124 124	538	1149	1	58
0125 125	384	769	1	49
0126 126	357	784	1	45
0130 130	608	1279	1	89
0131 131	592	1326	0	89
0132 132	464	1165	1	58
0134 134	357	1045	0	55
0135 135	203	741	0	39
0136 136	248	681	1	34
0138 138	349	996	0	57

VOTES PERCENT

VOTES PERCENT

State Measure 75: Authorizes Multnomah County casino;  
casino to contribute monthly revenue % to the state

Vote For 1

01 = Yes

48,735 31.94

03 = OVER VOTES

47

02 = No

103,850 68.06

04 = UNDER VOTES

5,683

(CONTINUED FROM PREVIOUS PAGE)

	01	02	03	04
0139 139	338	900	0	50
0140 140	178	445	0	34
0151 151	221	912	0	49
0152 152	207	659	0	37
0153 153	330	850	0	58
0154 154	338	882	0	59
0155 155	333	1152	2	89
0157 157	207	481	0	28
0158 158	242	774	1	47
0159 159	265	803	0	49
0160 160	292	802	1	50
0162 162	392	979	0	54
0163 163	347	999	1	59
0164 164	228	650	0	39
0165 165	262	815	0	36
0166 166	289	895	1	58
0167 167	263	796	0	48
0169 169	141	473	0	40
0170 170	10	9	0	1
0171 171	10	19	0	1
0201 201	323	768	0	34
0202 202	381	756	0	49
0203 203	262	757	0	40
0204 204	161	573	0	27
0205 205	232	562	0	31
0206 206	459	1021	0	65
0251 251	3	0	0	0
0252 252	363	987	0	62
0300 300	173	439	1	23
0301 301	159	473	0	25
0302 302	104	340	0	6
0303 303	202	450	2	30
0305 305	14	37	0	4
0306 306	33	71	0	2
0313 313	115	326	0	12
0326 326	191	610	1	21
0327 327	316	856	1	36
0328 328	13	50	0	6
0336 336	244	731	0	28
0337 337	248	896	0	35
0343 343	122	335	0	21
0344 344	268	728	0	44
0345 345	65	132	0	6
0346 346	265	725	0	32
0349 349	152	361	0	17
0350 350	276	632	0	24
0351 351	297	562	0	27
0353 353	245	472	0	28
0354 354	210	446	2	27
0355 355	211	392	0	12
0356 356	171	388	0	15
0357 357	207	506	1	23
0361 361	131	269	0	19
0362 362	325	614	0	23

VOTES PERCENT

VOTES PERCENT

State Measure 75: Authorizes Multnomah County casino;  
casino to contribute monthly revenue % to the state

Vote For 1

01 = Yes

48,735 31.94

03 = OVER VOTES

47

02 = No

103,850 68.06

04 = UNDER VOTES

5,683

(CONTINUED FROM PREVIOUS PAGE)

	01	02	03	04
0363 363	15	20	0	4
0364 364	199	504	0	32
0365 365	205	393	0	23
0366 366	284	560	0	32
0368 368	26	71	0	7
0371 371	151	310	0	13
0372 372	475	806	0	35
0373 373	404	651	0	29
0375 375	141	182	0	8
0377 377	282	555	0	27
0381 381	410	750	0	40
0382 382	115	197	0	11
0383 383	283	548	0	13
0390 390	396	678	0	30
0394 394	294	670	0	34
0401 401	383	740	0	42
0402 402	218	460	0	14
0403 403	320	561	0	29
0404 404	249	457	0	23
0405 405	500	855	0	32
0407 407	220	391	0	15
0411 411	363	675	0	38
0412 412	415	689	0	48
0413 413	167	380	0	12
0414 414	414	755	1	35
0422 422	400	626	0	37
0441 441	107	137	0	6
0442 442	351	559	0	37
0443 443	327	673	0	36
0444 444	66	104	0	7
0445 445	290	519	1	27
0446 446	233	325	0	16
0451 451	180	331	0	36
0452 452	113	225	0	8
0453 453	358	613	1	33
0454 454	522	869	2	49
0475 475	348	716	0	42
0478 478	81	139	0	8
0480 480	212	415	1	25
0481 481	546	869	0	51
0491 491	113	153	0	12
0503 503	308	621	3	40
0505 505	266	560	0	22
0506 506	149	352	0	15
0507 507	225	498	1	30
0521 521	258	517	0	27
0522 522	35	309	0	15
0523 523	20	115	0	9
0525 525	314	515	1	39
0526 526	302	561	0	26
0530 530	264	581	0	38
0531 531	291	460	0	21
0532 532	153	385	1	16
0533 533	261	412	0	18

State Measure 76: Amends Constitution: Continues lottery  
funding for parks\other beyond 2014

Vote For 1

01 = Yes

02 = No

100,286 66.48

50,557 33.52

03 = OVER VOTES

04 = UNDER VOTES

VOTES PERCENT

23

7,449

	01	02	03	04
0001 1	611	250	0	37
0002 2	639	306	0	59
0003 3	487	241	0	32
0005 5	495	223	0	37
0006 6	558	227	1	31
0007 7	1077	574	0	91
0008 8	1072	577	0	60
0009 9	620	360	0	38
0011 11	827	416	0	68
0012 12	1112	560	1	107
0031 31	240	99	0	10
0032 32	273	119	1	20
0033 33	628	342	0	45
0034 34	671	333	0	56
0038 38	414	185	0	38
0039 39	574	346	0	32
0051 51	714	225	0	40
0053 53	506	208	0	27
0054 54	494	155	0	25
0056 56	413	197	0	27
0057 57	620	247	0	43
0058 58	425	215	0	30
0060 60	604	231	0	41
0062 62	588	280	0	47
0063 63	529	262	0	27
0064 64	517	249	0	48
0090 90	4	0	0	0
0091 91	85	37	0	6
0092 92	39	20	0	3
0093 93	74	41	0	8
0094 94	36	13	0	4
0095 95	5	0	0	0
0096 96	1893	1026	1	157
0097 97	208	132	0	19
0098 98	934	568	0	82
0101 101	1073	533	0	77
0102 102	932	474	1	44
0106 106	568	312	0	45
0111 111	493	305	0	38
0112 112	912	497	0	66
0116 116	316	184	0	28
0117 117	121	78	0	4
0122 122	931	561	0	82
0123 123	281	161	0	26
0124 124	1071	593	0	82
0125 125	698	434	0	71
0126 126	743	402	0	42
0130 130	1289	568	0	120
0131 131	1305	586	0	116
0132 132	1137	458	0	93
0134 134	1012	379	1	65
0135 135	671	269	0	43
0136 136	633	287	0	44
0138 138	925	412	0	65

State Measure 76: Amends Constitution: Continues lottery  
funding for parks\other beyond 2014

Vote For 1

01 = Yes

02 = No

100,286 66.48

50,557 33.52

03 = OVER VOTES

04 = UNDER VOTES

VOTES PERCENT

23

7,449

(CONTINUED FROM PREVIOUS PAGE)

	01	02	03	04
0139 139	798	405	0	85
0140 140	455	164	0	38
0151 151	815	302	0	65
0152 152	622	230	0	51
0153 153	865	307	0	66
0154 154	880	325	0	74
0155 155	1054	418	1	103
0157 157	480	201	0	35
0158 158	712	288	0	64
0159 159	722	333	0	62
0160 160	736	342	0	67
0162 162	949	417	0	59
0163 163	954	386	0	66
0164 164	616	247	0	54
0165 165	747	313	0	53
0166 166	856	318	0	69
0167 167	763	274	1	69
0169 169	417	200	0	37
0170 170	16	3	0	1
0171 171	15	13	0	2
0201 201	794	290	0	41
0202 202	801	336	0	49
0203 203	662	338	1	58
0204 204	500	231	0	30
0205 205	578	223	0	24
0206 206	1044	428	0	73
0251 251	2	1	0	0
0252 252	892	450	3	67
0300 300	454	154	0	28
0301 301	445	180	0	32
0302 302	338	102	0	10
0303 303	457	192	0	35
0305 305	35	16	0	4
0306 306	65	38	0	3
0313 313	290	137	1	25
0326 326	488	297	0	38
0327 327	704	444	0	61
0328 328	38	24	0	7
0336 336	640	328	0	35
0337 337	713	425	0	41
0343 343	262	185	0	31
0344 344	562	422	0	56
0345 345	112	85	0	6
0346 346	610	364	0	48
0349 349	303	205	0	22
0350 350	531	368	0	33
0351 351	501	351	0	34
0353 353	399	307	0	39
0354 354	401	259	0	25
0355 355	352	243	0	20
0356 356	331	220	0	23
0357 357	433	284	0	20
0361 361	271	126	0	22
0362 362	541	387	0	34

State Measure 76: Amends Constitution: Continues lottery  
funding for parks\other beyond 2014

Vote For 1

01 = Yes

02 = No

100,286 66.48

50,557 33.52

03 = OVER VOTES

04 = UNDER VOTES

VOTES PERCENT

23

7,449

(CONTINUED FROM PREVIOUS PAGE)

	01	02	03	04
0538 538	390	210	0	31
0549 549	439	180	0	19
0550 550	657	346	0	49
0551 551	496	244	0	34
0552 552	518	308	0	36
0553 553	167	82	0	15
0555 555	852	352	1	56
0560 560	442	262	0	27
0561 561	85	37	0	2
0562 562	410	238	0	24
0563 563	679	339	0	49
0565 565	490	285	0	29
0567 567	294	138	0	16
0568 568	283	189	0	26
0575 575	815	504	0	57
0576 576	262	122	0	12
0577 577	553	402	1	44
0578 578	273	142	0	18
0580 580	633	388	1	45
0581 581	464	276	0	36
0582 582	302	207	0	17
0583 583	216	132	0	10
0585 585	274	131	0	16
0586 586	671	353	0	37
0587 587	431	204	0	29
0588 588	24	4	0	1
0589 589	236	151	0	18



CERTIFIED COPY OF THE ORIGINAL  
SHERRY HALL, COUNTY CLERK

BY: