

SUMMARY REPORT

Deschutes County Oregon
General Election
November 2, 2010

Official Results

Run Date:11/19/10 12:37 PM

Report EL45 Page 001

	VOTES	PERCENT
PRECINCTS COUNTED (OF 52)	52	100.00
Registered Voters - Total	89,020	
Ballots Cast - Total	64,676	
VOTER TURNOUT - Total		72.65

United States Senator

Vote For 1

(WITH 52 OF 52 PRECINCTS COUNTED)

Jim Huffman (REP)	30,831	48.56
Rick Staggenborg (PRO)	437	.69
Ron Wyden (DEM)	30,809	48.53
Marc Delphine (LBT)	627	.99
Bruce Cronk (WFP)	737	1.16
WRITE-IN	49	.08
Total	63,490	
Over Votes	12	.02
Under Votes	1,174	1.82

Representative in Congress, 2nd District

US CONGRESSIONAL DISTRICT 2

Vote For 1

(WITH 52 OF 52 PRECINCTS COUNTED)

Joyce B Segers (DEM)	18,217	29.33
Greg Walden (REP)	43,758	70.45
WRITE-IN	136	.22
Total	62,111	
Over Votes	6	.01
Under Votes	2,559	3.96

Governor

Vote For 1

(WITH 52 OF 52 PRECINCTS COUNTED)

John Kitzhaber (DEM).(IND)	24,289	38.08
Greg Kord (CON)	861	1.35
Wes Wagner (LBT)	815	1.28
Chris Dudley (REP)	37,706	59.12
WRITE-IN	112	.18
Total	63,783	
Over Votes	6	.01
Under Votes	887	1.37

State Treasurer

Vote For 1

(WITH 52 OF 52 PRECINCTS COUNTED)

Walter F (Walt) Brown (PRO)	1,347	2.20
Chris Telfer (REP)	38,167	62.24
Ted Wheeler (DEM).(WFP)	20,712	33.78
Michael Marsh (CON)	1,036	1.69
WRITE-IN	56	.09
Total	61,318	
Over Votes	6	.01
Under Votes	3,352	5.18

State Representative, 53rd District

Vote For 1

(WITH 26 OF 26 PRECINCTS COUNTED)

John Huddle (DEM).(IND)	8,012	27.07
Gene Whisnant (REP)	21,532	72.75
WRITE-IN	52	.18
Total	29,596	
Over Votes	1	
Under Votes	1,797	5.72

State Representative, 54th District

Vote For 1

(WITH 22 OF 22 PRECINCTS COUNTED)

Judy Stiegler (DEM).(WFP)	12,771	40.84
Mike Kozak (NAV)	2,074	6.63
Jason Conger (REP) (IND)	16,391	52.42
WRITE-IN	32	.10
Total	31,268	
Over Votes	0	
Under Votes	723	2.26

State Representative, 55th District

Vote For 1

(WITH 2 OF 2 PRECINCTS COUNTED)

Mike McLane (REP).(DEM)	158	95.76
WRITE-IN	7	4.24
Total	165	
Over Votes	0	
Under Votes	70	29.79

State Representative, 59th District

Vote For 1

(WITH 2 OF 2 PRECINCTS COUNTED)

John E Huffman (REP).(IND)	649	66.09
Will Boettner (DEM).(WFP)	333	33.91
WRITE-IN	0	
Total	982	
Over Votes	0	
Under Votes	74	7.01

County Commissioner, Position 1

Vote For 1

(WITH 52 OF 52 PRECINCTS COUNTED)

Dallas Brown (DEM).(IND)	25,917	43.38
Anthony (Tony) DeBone (REP)	33,703	56.42
WRITE-IN	121	.20
Total	59,741	
Over Votes	8	.01
Under Votes	4,927	7.62

SUMMARY REPORT

Deschutes County Oregon
General Election
November 2, 2010

Official Results

Run Date:11/19/10 12:37 PM

Report EL45 Page 002

VOTES PERCENT

VOTES PERCENT

County Commissioner, Position 3

Vote For 1

(WITH 52 OF 52 PRECINCTS COUNTED)

Tammy Baney (REP)	42,699	97.84
WRITE-IN.	944	2.16
Total	43,643	
Over Votes	1	
Under Votes	21,032	32.52

Judge of the Court of Appeals, Position
STATEWIDE NONPARTISAN

Vote For 1

(WITH 52 OF 52 PRECINCTS COUNTED)

Rebecca A Duncan	35,802	98.70
WRITE-IN.	473	1.30
Total	36,275	
Over Votes	4	.01
Under Votes	28,397	43.91

Judge of the Circuit Court, 11th District
CIRCUIT COURT DISTRICT 11

Vote For 1

(WITH 52 OF 52 PRECINCTS COUNTED)

Wells B Ashby	36,856	98.07
WRITE-IN.	727	1.93
Total	37,583	
Over Votes	2	
Under Votes	27,091	41.89

County Clerk

Vote For 1

(WITH 52 OF 52 PRECINCTS COUNTED)

Geri Hauser.	7,939	14.85
Nancy Blankenship.	45,409	84.93
WRITE-IN.	118	.22
Total	53,466	
Over Votes	7	.01
Under Votes	11,203	17.32

County Treasurer

Vote For 1

(WITH 52 OF 52 PRECINCTS COUNTED)

Martin F Wynne.	32,115	98.88
WRITE-IN.	364	1.12
Total	32,479	
Over Votes	0	
Under Votes	32,197	49.78

Director, Zone 1

DESCHUTES SOIL & WATER CONSERVATION DIST

Vote For 1

(WITH 52 OF 52 PRECINCTS COUNTED)

Rex Barber Jr	33,795	98.85
WRITE-IN.	394	1.15
Total	34,189	
Over Votes	1	
Under Votes	30,486	47.14

Director, Zone 4

DESCHUTES SOIL & WATER CONSERVATION DIST

Vote For 1

(WITH 52 OF 52 PRECINCTS COUNTED)

NO CANDIDATE FILED	0	
WRITE-IN.	1,393	100.00
Total	1,393	
Over Votes	0	
Under Votes	63,283	97.85

Director, Zone 5

DESCHUTES SOIL & WATER CONSERVATION DIST

Vote For 1

(WITH 52 OF 52 PRECINCTS COUNTED)

NO CANDIDATE FILED	0	
WRITE-IN.	1,165	100.00
Total	1,165	
Over Votes	0	
Under Votes	63,511	98.20

Director, At-Large 2

DESCHUTES SOIL & WATER CONSERVATION DIST

Vote For 1

(WITH 52 OF 52 PRECINCTS COUNTED)

Jeffrey P Rola.	30,241	98.84
WRITE-IN.	356	1.16
Total	30,597	
Over Votes	0	
Under Votes	34,079	52.69

City of Bend City Council, Position 5

Vote For 1

(WITH 19 OF 19 PRECINCTS COUNTED)

Ron (Rondo) Boozell	1,850	7.87
Mark Moseley	8,952	38.10
Mark Capell.	12,581	53.55
WRITE-IN.	110	.47
Total	23,493	
Over Votes	10	.03
Under Votes	6,652	22.06

SUMMARY REPORT

Deschutes County Oregon
General Election
November 2, 2010

Official Results

Run Date:11/19/10 12:37 PM

Report EL45 Page 003

VOTES PERCENT

VOTES PERCENT

City of Bend City Council, Position 6

Vote For 1

(WITH 19 OF 19 PRECINCTS COUNTED)

Jodie Barram	16,865	98.28
WRITE-IN.	295	1.72
Total	17,160	
Over Votes	0	
Under Votes	12,995	43.09

City of Bend City Council, Position 7

Vote For 1

(WITH 19 OF 19 PRECINCTS COUNTED)

Scott Ramsay	10,501	49.72
Chuck Arnold	10,499	49.71
WRITE-IN.	119	.56
Total	21,119	
Over Votes	3	.01
Under Votes	9,033	29.96

City of La Pine City Council

Vote For 3

(WITH 1 OF 1 PRECINCTS COUNTED)

Kitty Shields	106	8.75
Dan Varcoe	243	20.07
Douglas Ward	116	9.58
John Walsh	134	11.07
Keith (Ken) Mulenex	255	21.06
Stu Martinez	291	24.03
Dale Ashenfelter	45	3.72
WRITE-IN.	21	1.73
Total	1,211	
Over Votes	3	.21
Under Votes	208	14.63

City of Redmond Mayor

Vote For 1

(WITH 4 OF 4 PRECINCTS COUNTED)

George Endicott	5,274	97.34
WRITE-IN.	144	2.66
Total	5,418	
Over Votes	2	.03
Under Votes	2,328	30.05

City of Redmond City Council

Vote For 3

(WITH 4 OF 4 PRECINCTS COUNTED)

Margie Dawson	4,042	25.67
Ed Onimus	3,560	22.61
Tory Allman.	3,422	21.74
Jay Patrick.	4,569	29.02
WRITE-IN.	151	.96
Total	15,744	
Over Votes	15	.06
Under Votes	7,485	32.20

City of Sisters City Council

Vote For 3

(WITH 1 OF 1 PRECINCTS COUNTED)

Wendy Holzman	444	20.85
Jacki Shepardson	319	14.98
Jerry Bogart	303	14.23
Virginia Lindsey	235	11.03
Sharlene Weed	405	19.01
David A Asson	418	19.62
WRITE-IN.	6	.28
Total	2,130	
Over Votes	0	
Under Votes	270	11.25

70 Oregon Veterans Home Ownership Loans

Vote For 1

(WITH 52 OF 52 PRECINCTS COUNTED)

Yes	51,370	83.88
No.	9,871	16.12
Total	61,241	
Over Votes	9	.01
Under Votes	3,426	5.30

71 Legislature Annual Sessions

Vote For 1

(WITH 52 OF 52 PRECINCTS COUNTED)

Yes	39,952	67.19
No.	19,506	32.81
Total	59,458	
Over Votes	8	.01
Under Votes	5,210	8.06

72 Exception to State Borrowing Limit

Vote For 1

(WITH 52 OF 52 PRECINCTS COUNTED)

Yes	33,798	58.60
No.	23,876	41.40
Total	57,674	
Over Votes	8	.01
Under Votes	6,994	10.81

73 Minimum Sentence Sex Crimes; DUI Incarceration

Vote For 1

(WITH 52 OF 52 PRECINCTS COUNTED)

Yes	36,760	59.11
No.	25,424	40.89
Total	62,184	
Over Votes	22	.03
Under Votes	2,470	3.82

SUMMARY REPORT

Deschutes County Oregon
General Election
November 2, 2010

Official Results

Run Date:11/19/10 12:37 PM

Report EL45 Page 004

VOTES PERCENT

74 Medical Marijuana

Vote For 1

(WITH 52 OF 52 PRECINCTS COUNTED)

Yes	27,786	44.47
No.	34,691	55.53
Total	62,477	
Over Votes	5	.01
Under Votes	2,194	3.39

75 Multnomah County Casino

Vote For 1

(WITH 52 OF 52 PRECINCTS COUNTED)

Yes	21,236	34.69
No.	39,985	65.31
Total	61,221	
Over Votes	10	.02
Under Votes	3,445	5.33

76 Lottery Funds Parks Beaches Beyond 2014

Vote For 1

(WITH 52 OF 52 PRECINCTS COUNTED)

Yes	42,405	68.41
No.	19,581	31.59
Total	61,986	
Over Votes	7	.01
Under Votes	2,683	4.15

9-80 City of Redmond Annexation into Fire District

Vote For 1

(WITH 4 OF 4 PRECINCTS COUNTED)

Yes	6,260	83.67
No.	1,222	16.33
Total	7,482	
Over Votes	0	
Under Votes	266	3.43

9-81 City of Redmond Charter Amnd Reduce Operation Taxes

Vote For 1

(WITH 4 OF 4 PRECINCTS COUNTED)

Yes	6,357	86.30
No.	1,009	13.70
Total	7,366	
Over Votes	0	
Under Votes	382	4.93

9-82 Newberry Estates Special Road District 5-Yr Levy

Vote For 1

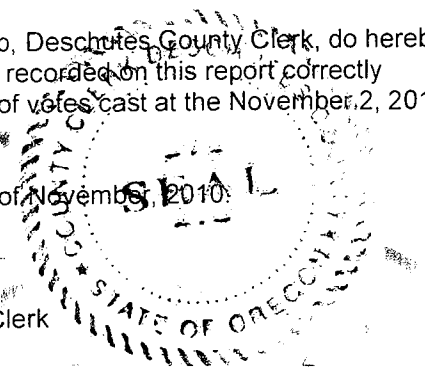
(WITH 1 OF 1 PRECINCTS COUNTED)

Yes	83	45.36
No.	100	54.64
Total	183	
Over Votes	1	.54
Under Votes	1	.54

I, Nancy Blankenship, Deschutes County Clerk, do hereby
certify that the votes recorded on this report correctly
summarize the tally of votes cast at the November 2, 2010
General Election

Dated this 19th day of November, 2010.


Nancy Blankenship
Deschutes County Clerk




		TOTAL	PERCENT		TOTAL	PERCENT
01 = Registered Voters - Total		89,020		03 = VOTER TURNOUT - Total	72.65	
02 = Ballots Cast - Total		64,676				
	01	02	03			
0001 01	2334	1700	72.84			
0002 02	1556	1197	76.93			
0003 03	36	25	69.44			
0004 04	1174	770	65.59			
0005 05	4232	3056	72.21			
0006 06	2531	1651	65.23			
0007 07	3731	2792	74.83			
0008 08	66	50	75.76			
0009 09	1363	869	63.76			
0010 10	2060	1605	77.91			
0011 11	814	588	72.24			
0012 12	1149	865	75.28			
0013 13	1170	910	77.78			
0014 14	1406	1067	75.89			
0015 15	984	802	81.50			
0016 16	1044	903	86.49			
0017 17	1716	1096	63.87			
0018 18	2519	1870	74.24			
0019 19	2624	2101	80.07			
0020 20	2571	1807	70.28			
0021 21	1181	940	79.59			
0022 22	310	216	69.68			
0023 23	23	19	82.61			
0024 24	719	510	70.93			
0025 25	3486	2217	63.60			
0026 26	1150	811	70.52			
0027 27	1751	1254	71.62			
0028 28	3009	2065	68.63			
0029 29	3163	2237	70.72			
0030 30	1118	800	71.56			
0031 31	524	413	78.82			
0032 32	2297	1537	66.91			
0033 33	2330	1790	76.82			
0034 34	2454	1591	64.83			
0035 35	2118	1747	82.48			
0036 36	3451	2350	68.10			
0037 37	1077	860	79.85			
0038 38	2703	1955	72.33			
0039 39	2017	1467	72.73			
0040 40	980	703	71.73			
0041 41	1704	1262	74.06			
0042 42	2632	1761	66.91			
0043 43	1552	1252	80.67			
0044 44	2291	1647	71.89			
0045 45	1464	1173	80.12			
0046 46	2014	1388	68.92			
0047 47	2174	1743	80.17			
0048 48	1343	1023	76.17			
0049 49	749	587	78.37			
0050 50	1189	906	76.20			
0051 51	284	254	89.44			
0052 52	683	474	69.40			

I, Nancy Blankenship, Deschutes County Clerk, do hereby certify that the votes recorded on this report correctly summarize the tally of votes cast at the November 2, 2010 General Election

Dated this 19th day of November, 2010.

Nancy Blankenship
 Deschutes County Clerk




	VOTES	PERCENT		VOTES	PERCENT
United States Senator					
Vote For 1					
01 = Jim Huffman (REP)	30,831	48.56	05 = Bruce Cronk (WFP)	737	1.16
02 = Rick Staggenborg (PRO)	437	.69	06 = WRITE-IN	49	.08
03 = Ron Wyden (DEM)	30,809	48.53	07 = OVER VOTES	12	
04 = Marc Delphine (LBT)	627	.99	08 = UNDER VOTES	1,174	

	01	02	03	04	05	06	07	08
0001 01	452	8	1180	13	12	1	0	34
0002 02	682	6	475	10	12	1	0	11
0003 03	13	0	12	0	0	0	0	0
0004 04	210	10	510	10	10	1	0	19
0005 05	1346	17	1556	27	35	4	0	71
0006 06	697	17	866	22	22	0	0	27
0007 07	912	20	1781	24	13	3	0	39
0008 08	27	0	20	1	0	0	0	2
0009 09	371	6	461	10	7	0	0	14
0010 10	937	15	607	10	14	0	0	22
0011 11	262	4	303	5	5	0	0	9
0012 12	403	3	424	11	6	2	0	16
0013 13	469	3	402	15	11	0	0	10
0014 14	557	5	464	14	13	0	0	14
0015 15	438	1	341	3	9	0	0	10
0016 16	476	7	408	5	0	0	0	7
0017 17	519	4	513	14	26	1	0	19
0018 18	1041	12	734	13	31	2	0	37
0019 19	1205	8	836	12	13	1	2	24
0020 20	904	16	805	21	20	2	0	39
0021 21	540	5	368	11	4	1	0	11
0022 22	114	1	89	1	7	2	1	1
0023 23	12	0	4	0	2	0	0	1
0024 24	257	6	217	6	10	0	0	14
0025 25	1030	17	1055	23	26	2	2	62
0026 26	368	11	405	9	7	1	0	10
0027 27	346	7	846	18	16	1	0	20
0028 28	1067	22	853	28	40	1	0	54
0029 29	1196	10	895	32	38	3	0	63
0030 30	362	6	409	3	5	0	0	15
0031 31	248	0	147	5	3	0	0	10
0032 32	499	17	931	25	26	1	3	35
0033 33	863	10	842	24	16	1	0	34
0034 34	712	9	777	19	31	1	0	42
0035 35	925	5	781	15	0	0	0	21
0036 36	1298	17	941	18	28	3	0	45
0037 37	443	6	394	3	4	1	0	9
0038 38	963	17	891	21	24	2	0	37
0039 39	765	12	621	10	23	1	0	35
0040 40	350	7	305	8	22	0	0	11
0041 41	629	13	575	8	20	1	0	16
0042 42	851	13	804	18	29	4	2	40
0043 43	676	4	539	7	5	0	0	21
0044 44	800	12	773	19	19	1	0	23
0045 45	559	8	579	5	2	1	1	18
0046 46	625	13	696	14	10	0	0	30
0047 47	748	6	946	11	4	0	0	28
0048 48	576	3	403	4	18	1	0	18
0049 49	268	6	292	6	10	0	0	5
0050 50	465	8	392	14	18	1	0	8
0051 51	119	1	131	0	0	0	0	3
0052 52	236	3	210	2	11	1	1	10

I, Nancy Blankenship, Deschutes County Clerk, do hereby certify that the votes recorded on this report correctly summarize the tally of votes cast at the November 2, 2010 General Election.

Dated this 19th day of November, 2010.

Nancy Blankenship
 Deschutes County Clerk

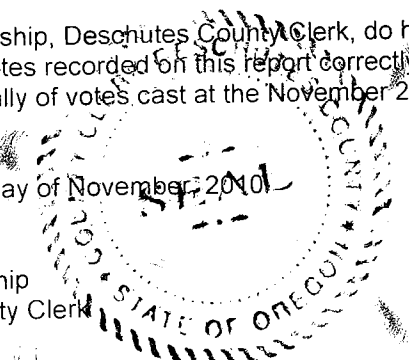
	VOTES	PERCENT		VOTES	PERCENT
Representative in Congress, 2nd District					
US CONGRESSIONAL DISTRICT 2					
Vote For 1					
01 = Joyce B Segers (DEM)	18,217	29.33			
02 = Greg Walden (REP)	43,758	70.45	04 = OVER VOTES	6	
03 = WRITE-IN	136	.22	05 = UNDER VOTES	2,559	

	01	02	03	04	05
0001 01	839	758	7	0	96
0002 02	283	877	1	0	36
0003 03	6	19	0	0	0
0004 04	391	329	2	0	48
0005 05	955	1955	13	1	132
0006 06	572	1013	1	0	65
0007 07	1242	1414	5	0	131
0008 08	14	35	0	0	1
0009 09	296	553	1	0	19
0010 10	334	1221	3	0	47
0011 11	194	368	4	0	22
0012 12	214	618	2	0	31
0013 13	232	650	0	0	28
0014 14	266	758	2	0	41
0015 15	207	562	1	0	32
0016 16	242	633	1	0	27
0017 17	263	798	4	0	31
0018 18	370	1427	4	0	69
0019 19	445	1588	7	3	58
0020 20	469	1253	4	0	81
0021 21	182	730	1	0	27
0022 22	53	156	3	0	4
0023 23	1	17	0	0	1
0024 24	128	357	0	0	25
0025 25	659	1440	7	0	111
0026 26	228	555	2	0	26
0027 27	584	593	7	0	70
0028 28	445	1525	7	0	88
0029 29	473	1658	3	1	102
0030 30	215	544	1	0	40
0031 31	63	336	0	0	14
0032 32	590	868	5	0	74
0033 33	441	1279	0	0	70
0034 34	461	1055	0	0	75
0035 35	429	1254	1	0	63
0036 36	504	1756	4	0	86
0037 37	239	594	0	0	27
0038 38	538	1330	1	0	86
0039 39	352	1057	2	0	56
0040 40	146	532	1	0	24
0041 41	356	867	3	0	36
0042 42	470	1203	5	0	83
0043 43	303	901	0	0	48
0044 44	447	1132	5	1	62
0045 45	334	800	1	0	38
0046 46	443	892	2	0	51
0047 47	515	1148	8	0	72
0048 48	188	789	0	0	46
0049 49	178	385	1	0	23
0050 50	229	655	3	0	19
0051 51	67	181	0	0	6
0052 52	122	340	1	0	11

I, Nancy Blankenship, Deschutes County Clerk, do hereby certify that the votes recorded on this report correctly summarize the tally of votes cast at the November 2, 2010 General Election

Dated this 19th day of November, 2010

Nancy Blankenship
 Deschutes County Clerk




	VOTES	PERCENT		VOTES	PERCENT
Governor					
Vote For 1					
01 = John Kitzhaber (DEM)(IND)	24,289	38.08			
02 = Greg Kord (CON)	861	1.35	05 = WRITE-IN	112	.18
03 = Wes Wagner (LBT)	815	1.28	06 = OVER VOTES	6	
04 = Chris Dudley (REP)	37,706	59.12	07 = UNDER VOTES	887	

	01	02	03	04	05	06	07
0001 01	1055	7	15	601	1	0	21
0002 02	364	11	15	790	2	0	15
0003 03	8	0	0	17	0	0	0
0004 04	467	7	11	269	2	0	14
0005 05	1257	41	34	1664	11	0	49
0006 06	706	23	22	869	7	0	24
0007 07	1594	12	24	1129	3	0	30
0008 08	16	0	0	34	0	0	0
0009 09	372	12	13	456	1	0	15
0010 10	452	20	22	1089	2	0	20
0011 11	260	4	3	307	2	0	12
0012 12	311	12	10	526	0	0	6
0013 13	305	5	5	583	4	0	8
0014 14	345	11	14	691	1	0	5
0015 15	282	4	1	508	3	0	4
0016 16	342	4	2	549	1	0	5
0017 17	350	35	20	670	0	0	21
0018 18	542	35	19	1240	5	0	29
0019 19	617	17	16	1424	2	2	23
0020 20	638	34	23	1088	4	0	20
0021 21	276	6	10	637	4	0	7
0022 22	69	5	5	134	2	0	1
0023 23	3	0	2	14	0	0	0
0024 24	143	15	13	331	1	0	7
0025 25	873	41	33	1221	3	1	45
0026 26	318	15	12	450	2	0	14
0027 27	778	9	11	434	1	0	21
0028 28	613	49	35	1317	4	0	47
0029 29	625	50	32	1480	5	1	44
0030 30	325	13	6	444	0	0	12
0031 31	101	12	3	293	1	0	3
0032 32	794	31	32	653	3	0	24
0033 33	653	24	25	1066	1	0	21
0034 34	618	38	23	884	2	0	26
0035 35	624	3	10	1098	1	0	11
0036 36	677	36	29	1569	2	0	37
0037 37	304	3	7	533	1	2	10
0038 38	711	27	33	1162	1	0	21
0039 39	404	20	29	982	2	0	30
0040 40	197	21	18	452	1	0	14
0041 41	460	18	18	752	4	0	10
0042 42	605	31	42	1048	5	0	30
0043 43	429	13	4	786	0	0	20
0044 44	600	8	25	989	2	0	23
0045 45	477	9	7	667	3	0	10
0046 46	567	13	17	767	0	0	24
0047 47	745	0	11	965	0	0	22
0048 48	270	13	18	707	3	0	12
0049 49	254	8	8	310	2	0	5
0050 50	261	26	14	595	3	0	7
0051 51	96	1	1	155	0	0	1
0052 52	136	9	13	307	2	0	7

I, Nancy Blankenship, Deschutes County Clerk, do hereby certify that the votes recorded on this report correctly summarize the tally of votes cast at the November 2, 2010 General Election

Dated this 19th day of November, 2010

Nancy Blankenship
 Nancy Blankenship
 Deschutes County Clerk



		VOTES		PERCENT				VOTES		PERCENT	
State Treasurer											
Vote For 1											
01 = Walter F (Walt) Brown (PRO)		1,347		2.20							
02 = Chris Telfer (REP)		38,167		62.24		05 = WRITE-IN		56		.09	
03 = Ted Wheeler (DEM)(WFP)		20,712		33.78		06 = OVER VOTES		6			
04 = Michael Marsh (CON)		1,036		1.69		07 = UNDER VOTES		3,352			
		01	02	03	04	05	06	07			
0001	01	39	666	882	11	3	0	99			
0002	02	25	801	301	25	0	0	45			
0003	03	0	17	7	0	0	0	1			
0004	04	27	291	403	10	0	0	39			
0005	05	59	1690	1085	61	5	0	156			
0006	06	41	894	600	24	1	1	90			
0007	07	63	1253	1289	20	1	0	166			
0008	08	0	39	11	0	0	0	0			
0009	09	17	473	319	17	1	0	42			
0010	10	33	1088	385	24	3	0	72			
0011	11	11	325	219	8	0	0	25			
0012	12	13	563	231	15	0	0	43			
0013	13	12	589	264	6	0	0	39			
0014	14	27	668	309	17	1	0	45			
0015	15	6	508	246	5	0	0	37			
0016	16	7	535	323	4	0	0	34			
0017	17	34	651	324	29	1	0	57			
0018	18	39	1204	482	36	0	1	108			
0019	19	37	1415	521	26	2	2	98			
0020	20	31	1122	532	24	3	0	95			
0021	21	20	656	204	14	0	0	46			
0022	22	12	125	62	8	2	0	7			
0023	23	0	13	4	1	0	0	1			
0024	24	11	299	154	14	0	0	32			
0025	25	52	1271	717	42	2	0	133			
0026	26	20	471	264	13	0	0	43			
0027	27	17	479	652	11	4	0	91			
0028	28	60	1270	569	39	1	0	126			
0029	29	57	1436	544	58	1	1	140			
0030	30	17	452	271	12	1	0	47			
0031	31	8	291	78	12	0	0	24			
0032	32	48	726	644	38	0	0	81			
0033	33	37	1130	504	25	0	0	94			
0034	34	38	904	520	35	3	1	90			
0035	35	25	1125	524	5	0	0	68			
0036	36	42	1551	588	39	2	0	128			
0037	37	10	546	261	12	1	0	30			
0038	38	43	1141	619	51	3	0	98			
0039	39	36	893	413	31	1	0	93			
0040	40	23	406	200	26	2	0	46			
0041	41	30	758	390	32	0	0	52			
0042	42	39	1083	519	29	4	0	87			
0043	43	16	821	346	9	0	0	60			
0044	44	34	1027	480	18	2	0	86			
0045	45	23	673	394	20	0	0	63			
0046	46	27	785	500	16	2	0	58			
0047	47	17	1028	602	3	1	0	92			
0048	48	18	696	237	11	0	0	61			
0049	49	15	340	201	7	0	0	24			
0050	50	22	542	275	26	2	0	39			
0051	51	1	147	97	1	0	0	8			
0052	52	8	290	146	16	1	0	13			

Blankenship, Deschutes County Clerk, do hereby
at the votes recorded on this report, correctly
ze the tally of votes cast at the November 2, 2010
Election


is 19th day of November, 2010

Blankenship
Deschutes County Clerk

I, Nancy Blankenship, Deschutes County Clerk, do hereby certify that the votes recorded on this report correctly summarize the tally of votes cast at the November 2, 2010 General Election

Dated this 19th day of November, 2010.

Nancy Blankenship
 Nancy Blankenship
 Deschutes County Clerk



		VOTES		PERCENT		VOTES		PERCENT	
State Representative, 53rd District									
Vote For 1									
01 = John Huddle (DEM) (IND)		8,012		27.07					
02 = Gene Whisnant (REP)		21,532		72.75		04 = OVER VOTES		1	
03 = WRITE-IN		52		.18		05 = UNDER VOTES		1,797	


		01	02	03	04	05			

0010	10	374	1142	3	0	86			
0012	12	225	569	1	0	70			
0013	13	265	596	2	0	47			
0014	14	295	714	2	0	56			
0016	16	194	676	3	0	30			
0017	17	309	726	2	0	59			
0018	18	461	1298	3	0	108			
0019	19	458	1538	2	1	102			
0021	21	210	675	1	0	54			
0024	24	150	338	1	0	21			
0028	28	530	1392	5	0	138			
0029	29	513	1561	3	0	160			
0030	30	243	509	1	0	47			
0031	31	65	324	0	0	24			
0036	36	541	1669	5	0	135			
0037	37	245	575	2	0	38			
0038	38	561	1295	4	0	95			
0039	39	378	1000	1	0	88			
0040	40	181	475	2	0	45			
0041	41	358	836	1	0	67			
0043	43	308	873	0	0	71			
0045	45	360	733	3	0	77			
0048	48	210	736	1	0	76			
0049	49	195	349	2	0	41			
0050	50	256	605	1	0	44			
0052	52	127	328	1	0	18			

I, Nancy Blankenship, Deschutes County Clerk, do hereby certify that the votes recorded on this report correctly summarize the tally of votes cast at the November 2, 2010 General Election.

Dated this 19th day of November, 2010.


 Nancy Blankenship
 Deschutes County Clerk



		VOTES		PERCENT				VOTES	PERCENT
State Representative, 54th District									
Vote For 1									
01 = Judy Stiegler (DEM) (WFP)		12,771	40.84	04 = WRITE-IN				32	.10
02 = Mike Kozak (NAV)		2,074	6.63	05 = OVER VOTES				0	
03 = Jason Conger (REP)(IND)		16,391	52.42	06 = UNDER VOTES				723	

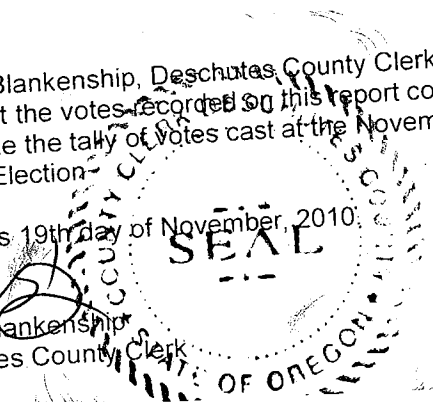
		01	02	03	04	05	06		

0001	01	995	105	560	1	0	39		
0002	02	308	68	796	3	0	22		
0003	03	8	4	13	0	0	0		
0004	04	422	55	263	1	0	29		
0005	05	1171	191	1614	7	0	73		
0006	06	662	114	836	2	0	37		
0007	07	1461	174	1089	4	0	64		
0008	08	15	3	31	0	0	1		
0009	09	330	52	466	1	0	20		
0011	11	222	43	313	0	0	10		
0020	20	601	116	1055	0	0	35		
0025	25	831	135	1192	1	0	58		
0026	26	293	46	461	0	0	11		
0027	27	718	99	406	1	0	30		
0032	32	704	149	643	1	0	40		
0033	33	634	117	1007	1	0	31		
0034	34	587	102	865	1	0	36		
0035	35	565	77	1072	2	0	31		
0042	42	531	168	1011	1	0	50		
0044	44	522	89	1005	3	0	28		
0046	46	520	73	767	1	0	27		
0047	47	671	94	926	1	0	51		

I, Nancy Blankenship, Deschutes County Clerk, do hereby
certify that the votes recorded on this report correctly
summarize the tally of votes cast at the November 2, 2010
General Election.

Dated this 19th day of November, 2010.

Nancy Blankenship
Deschutes County Clerk



	VOTES	PERCENT		VOTES	PERCENT
State Representative, 55th District					
Vote For 1					
01 = Mike McLane (REP) (DEM)	158	95.76	03 = OVER VOTES	0	
02 = WRITE-IN	7	4.24	04 = UNDER VOTES	70	


	01	02	03	04	

0022 22	146	7	0	63	
0023 23	12	0	0	7	

I, Nancy Blankenship, Deschutes County Clerk, do hereby
certify that the votes recorded on this report correctly
summarize the tally of votes cast at the November 2, 2010
General Election.

Dated this 19th day of November, 2010.


Nancy Blankenship
Deschutes County Clerk

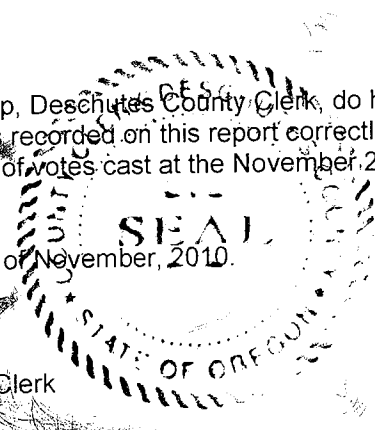


	VOTES	PERCENT		VOTES	PERCENT
State Representative, 59th District					
Vote For 1					
01 = John E Huffman (REP) (IND)	649	66.09			
02 = Will Boettner (DEM) (WFP)	333	33.91	04 = OVER VOTES	0	
03 = WRITE-IN	0		05 = UNDER VOTES	74	
	01	02	03	04	05
0015 15	498	242	0	0	62
0051 51	151	91	0	0	12

I, Nancy Blankenship, Deschutes County Clerk, do hereby
certify that the votes recorded on this report correctly
summarize the tally of votes cast at the November 2, 2010
General Election

Dated this 19th day of November, 2010.


Nancy Blankenship
Deschutes County Clerk




	VOTES	PERCENT		VOTES	PERCENT
County Commissioner, Position 1					
Vote For 1					
01 = Dallas Brown (DEM) (IND)	25,917	43.38			
02 = Anthony (Tony) DeBone (REP)	33,703	56.42	04 = OVER VOTES	8	
03 = WRITE-IN	121	.20	05 = UNDER VOTES	4,927	

	01	02	03	04	05
0001 01	1105	488	4	0	103
0002 02	419	701	1	0	76
0003 03	9	15	0	0	1
0004 04	497	216	2	0	55
0005 05	1391	1432	7	0	226
0006 06	785	743	0	0	123
0007 07	1660	917	4	1	210
0008 08	19	28	0	0	3
0009 09	404	385	5	0	75
0010 10	501	989	9	0	106
0011 11	265	273	1	0	49
0012 12	307	470	1	0	87
0013 13	361	476	3	0	70
0014 14	360	619	2	0	86
0015 15	282	454	1	0	65
0016 16	311	529	1	1	61
0017 17	394	612	3	2	85
0018 18	600	1125	2	0	143
0019 19	661	1252	2	0	186
0020 20	714	970	0	0	123
0021 21	303	571	2	0	64
0022 22	71	122	3	0	20
0023 23	4	12	0	0	3
0024 24	127	367	1	0	15
0025 25	959	1077	5	0	176
0026 26	357	404	1	0	49
0027 27	776	377	3	1	97
0028 28	716	1159	6	0	184
0029 29	706	1325	2	0	204
0030 30	335	388	1	0	76
0031 31	107	261	1	0	44
0032 32	873	551	2	0	111
0033 33	734	924	1	1	130
0034 34	651	780	4	0	156
0035 35	672	945	1	0	129
0036 36	726	1396	10	0	218
0037 37	318	464	3	0	75
0038 38	658	1174	3	0	120
0039 39	320	1078	0	0	69
0040 40	178	487	3	0	35
0041 41	523	644	2	0	93
0042 42	737	895	5	0	124
0043 43	464	703	1	0	84
0044 44	675	843	5	1	123
0045 45	441	615	1	0	116
0046 46	622	665	2	0	99
0047 47	828	766	2	0	147
0048 48	288	619	1	0	115
0049 49	261	282	0	0	44
0050 50	221	647	2	1	35
0051 51	99	132	0	0	23
0052 52	122	336	0	0	16

I, Nancy Blankenship, Deschutes County Clerk, do hereby
 certify that the votes recorded on this report correctly
 summarize the tally of votes cast at the November 2, 2010
 General Election.

Dated this 19th day of November, 2010.

Nancy Blankenship
 Nancy Blankenship
 Deschutes County Clerk




	VOTES	PERCENT		VOTES	PERCENT
County Commissioner, Position 3					
Vote For 1					
01 = Tammy Baney (REP)	42,699	97.84	03 = OVER VOTES	1	
02 = WRITE-IN	944	2.16	04 = UNDER VOTES	21,032	

	01	02	03	04
0001 01	952	24	0	724
0002 02	827	15	0	355
0003 03	17	0	0	8
0004 04	415	25	0	330
0005 05	1973	34	0	1049
0006 06	1048	31	0	572
0007 07	1637	44	0	1111
0008 08	37	1	0	12
0009 09	552	9	0	308
0010 10	1108	34	0	463
0011 11	382	13	0	193
0012 12	621	5	0	239
0013 13	611	15	0	284
0014 14	693	13	0	361
0015 15	514	9	0	279
0016 16	631	3	0	269
0017 17	754	15	0	327
0018 18	1235	23	0	612
0019 19	1475	24	0	602
0020 20	1228	27	0	552
0021 21	650	11	0	279
0022 22	144	5	0	67
0023 23	17	0	0	2
0024 24	339	8	0	163
0025 25	1483	31	0	703
0026 26	559	10	0	242
0027 27	718	30	0	506
0028 28	1440	28	0	597
0029 29	1579	23	0	635
0030 30	536	3	0	261
0031 31	285	6	0	122
0032 32	952	31	0	554
0033 33	1210	21	1	558
0034 34	1033	22	0	536
0035 35	1194	12	0	541
0036 36	1614	35	0	701
0037 37	587	13	0	260
0038 38	1283	34	0	638
0039 39	964	30	0	473
0040 40	433	24	0	246
0041 41	851	15	0	396
0042 42	1141	28	0	592
0043 43	840	20	0	392
0044 44	1113	21	0	513
0045 45	756	14	0	403
0046 46	932	30	0	426
0047 47	1198	20	0	525
0048 48	699	13	0	311
0049 49	378	7	0	202
0050 50	566	30	0	310
0051 51	154	3	0	97
0052 52	341	2	0	131

I, Nancy Blankenship, Deschutes County Clerk, do hereby certify that the votes recorded on this report correctly summarize the tally of votes cast at the November 2, 2010 General Election

Dated this 19th day of November, 2010.


 Nancy Blankenship
 Deschutes County Clerk



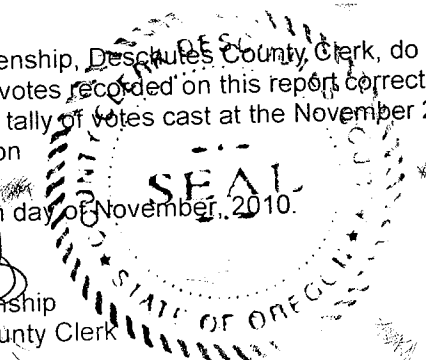
	VOTES	PERCENT		VOTES	PERCENT
Judge of the Court of Appeals, Position					
STATEWIDE NONPARTISAN					
Vote For 1					
01 = Rebecca A Duncan	35,802	98.70	03 = OVER VOTES	4	
02 = WRITE-IN	473	1.30	04 = UNDER VOTES	28,397	

	01	02	03	04
0001 01	889	8	0	803
0002 02	693	14	0	490
0003 03	8	0	0	17
0004 04	356	10	0	404
0005 05	1700	22	1	1333
0006 06	933	14	0	704
0007 07	1411	16	0	1365
0008 08	29	0	0	21
0009 09	493	6	0	370
0010 10	812	15	0	778
0011 11	328	1	0	259
0012 12	496	6	0	363
0013 13	480	6	0	424
0014 14	533	15	0	519
0015 15	407	2	0	393
0016 16	530	3	0	370
0017 17	674	7	0	415
0018 18	1017	12	0	841
0019 19	1178	12	2	909
0020 20	1003	14	0	790
0021 21	481	7	0	452
0022 22	115	3	0	98
0023 23	9	0	0	10
0024 24	274	5	0	231
0025 25	1268	24	0	925
0026 26	464	10	0	337
0027 27	648	12	0	594
0028 28	1233	14	0	818
0029 29	1340	15	0	882
0030 30	439	2	0	359
0031 31	232	3	0	178
0032 32	882	15	0	640
0033 33	985	9	0	796
0034 34	894	8	0	689
0035 35	968	7	0	772
0036 36	1352	16	0	982
0037 37	472	6	0	382
0038 38	1063	18	0	874
0039 39	845	12	0	610
0040 40	355	12	0	336
0041 41	715	9	0	538
0042 42	937	19	0	805
0043 43	673	4	0	575
0044 44	965	11	1	670
0045 45	633	6	0	534
0046 46	787	8	0	593
0047 47	996	5	0	742
0048 48	570	9	0	444
0049 49	290	5	0	292
0050 50	509	13	0	384
0051 51	145	0	0	109
0052 52	293	3	0	178

I, Nancy Blankenship, Deschutes County Clerk, do hereby certify that the votes recorded on this report correctly summarize the tally of votes cast at the November 2, 2010 General Election

Dated this 19th day of November, 2010.

Nancy Blankenship
 Deschutes County Clerk



Judge of the Circuit Court, 11th Distric
 CIRCUIT COURT DISTRICT 11

VOTES PERCENT

VOTES PERCENT

Vote For 1

01 = Wells B Ashby
 02 = WRITE-IN

36,856 98.07
 727 1.93

03 = OVER VOTES
 04 = UNDER VOTES

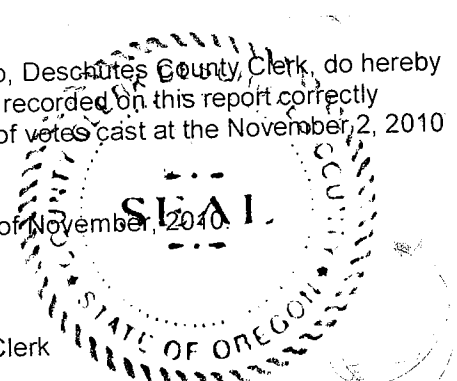
2
 27,091

	01	02	03	04
0001 01	915	25	0	760
0002 02	711	20	0	466
0003 03	8	0	0	17
0004 04	372	20	0	378
0005 05	1755	28	0	1273
0006 06	966	28	0	657
0007 07	1515	43	0	1234
0008 08	29	0	0	21
0009 09	494	8	0	367
0010 10	828	31	0	746
0011 11	345	3	0	240
0012 12	495	14	0	356
0013 13	481	9	0	420
0014 14	541	15	1	510
0015 15	396	2	0	404
0016 16	530	13	0	360
0017 17	686	6	0	404
0018 18	1043	13	0	814
0019 19	1211	14	1	875
0020 20	1036	12	0	759
0021 21	493	21	0	426
0022 22	114	4	0	98
0023 23	10	0	0	9
0024 24	281	3	0	226
0025 25	1301	29	0	887
0026 26	484	13	0	314
0027 27	678	28	0	548
0028 28	1276	18	0	771
0029 29	1391	9	0	837
0030 30	440	2	0	358
0031 31	232	3	0	178
0032 32	899	23	0	615
0033 33	1031	11	0	748
0034 34	919	19	0	653
0035 35	1039	16	0	692
0036 36	1424	16	0	910
0037 37	476	11	0	373
0038 38	1089	26	0	840
0039 39	863	9	0	595
0040 40	364	10	0	329
0041 41	730	14	0	518
0042 42	955	26	0	780
0043 43	697	10	0	545
0044 44	984	13	0	650
0045 45	642	7	0	524
0046 46	798	18	0	572
0047 47	1042	26	0	675
0048 48	587	12	0	424
0049 49	306	8	0	273
0050 50	519	9	0	378
0051 51	137	0	0	117
0052 52	298	9	0	167

I, Nancy Blankenship, Deschutes County Clerk, do hereby
 certify that the votes recorded on this report correctly
 summarize the tally of votes cast at the November 2, 2010
 General Election

Dated this 19th day of November, 2010.

Nancy Blankenship
 Deschutes County Clerk



	VOTES	PERCENT		VOTES	PERCENT
County Clerk					
Vote For 1					
01 = Geri Hauser	7,939	14.85			
02 = Nancy Blankenship	45,409	84.93	04 = OVER VOTES	7	
03 = WRITE-IN	118	.22	05 = UNDER VOTES	11,203	

	01	02	03	04	05
0001 01	221	1169	3	0	307
0002 02	159	877	2	0	159
0003 03	0	22	0	0	3
0004 04	107	496	3	0	164
0005 05	378	2115	4	2	557
0006 06	210	1174	2	1	264
0007 07	347	1831	2	0	612
0008 08	1	36	0	0	13
0009 09	114	618	6	0	131
0010 10	223	1109	4	0	269
0011 11	76	420	2	0	90
0012 12	72	665	0	0	128
0013 13	103	644	0	0	163
0014 14	114	727	6	0	220
0015 15	87	533	0	0	182
0016 16	75	672	1	0	155
0017 17	128	824	3	0	141
0018 18	198	1343	4	0	325
0019 19	209	1550	1	0	341
0020 20	259	1228	5	0	315
0021 21	112	667	3	0	158
0022 22	32	149	2	1	32
0023 23	1	17	0	0	1
0024 24	92	330	3	0	85
0025 25	265	1537	8	1	406
0026 26	113	562	2	0	134
0027 27	141	857	7	0	249
0028 28	237	1533	3	0	292
0029 29	252	1638	3	0	344
0030 30	89	510	1	0	200
0031 31	50	303	1	0	59
0032 32	192	1110	2	0	233
0033 33	205	1311	0	0	274
0034 34	185	1132	0	0	274
0035 35	185	1247	3	0	312
0036 36	276	1682	4	0	388
0037 37	113	595	1	1	150
0038 38	274	1289	5	0	387
0039 39	223	1009	3	0	232
0040 40	116	462	0	0	125
0041 41	177	878	3	0	204
0042 42	260	1190	4	0	307
0043 43	131	892	0	0	229
0044 44	222	1182	6	1	236
0045 45	116	807	0	0	250
0046 46	172	982	0	0	234
0047 47	192	1218	2	0	331
0048 48	115	755	1	0	152
0049 49	76	394	0	0	117
0050 50	156	604	2	0	144
0051 51	19	176	0	0	59
0052 52	69	338	1	0	66

I, Nancy Blankenship, Deschutes County Clerk, do hereby certify that the votes recorded on this report correctly summarize the tally of votes cast at the November 2, 2010 General Election

Dated this 19th day of November, 2010.

Nancy Blankenship
 Deschutes County Clerk



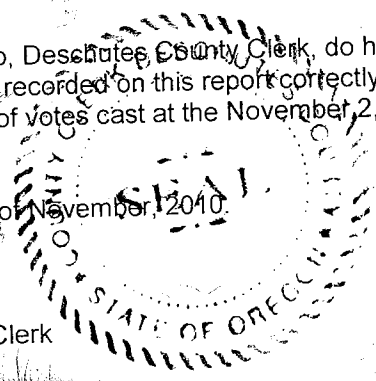
	VOTES	PERCENT		VOTES	PERCENT
County Treasurer					
Vote For 1					
01 = Martin F Wynne	32,115	98.88	03 = OVER VOTES	0	
02 = WRITE-IN	364	1.12	04 = UNDER VOTES	32,197	

	01	02	03	04
0001 01	740	8	0	952
0002 02	631	7	0	559
0003 03	4	0	0	21
0004 04	312	9	0	449
0005 05	1494	18	0	1544
0006 06	835	13	0	803
0007 07	1223	13	0	1556
0008 08	26	0	0	24
0009 09	454	7	0	408
0010 10	753	12	0	840
0011 11	301	4	0	283
0012 12	445	5	0	415
0013 13	430	2	0	478
0014 14	472	9	0	586
0015 15	342	0	0	460
0016 16	473	1	0	429
0017 17	602	9	0	485
0018 18	924	10	0	936
0019 19	1071	8	0	1022
0020 20	920	10	0	877
0021 21	441	8	0	491
0022 22	103	2	0	111
0023 23	7	0	0	12
0024 24	261	7	0	242
0025 25	1115	15	0	1087
0026 26	441	8	0	362
0027 27	542	9	0	703
0028 28	1122	13	0	930
0029 29	1229	15	0	993
0030 30	398	0	0	402
0031 31	214	1	0	198
0032 32	765	9	0	763
0033 33	878	6	0	906
0034 34	796	7	0	788
0035 35	839	5	0	903
0036 36	1259	13	0	1078
0037 37	435	2	0	423
0038 38	960	15	0	980
0039 39	794	10	0	663
0040 40	326	7	0	370
0041 41	642	4	0	616
0042 42	861	17	0	883
0043 43	594	3	0	655
0044 44	837	9	0	801
0045 45	566	2	0	605
0046 46	720	7	0	661
0047 47	874	4	0	865
0048 48	524	4	0	495
0049 49	264	3	0	320
0050 50	466	8	0	432
0051 51	128	0	0	126
0052 52	262	6	0	206

I, Nancy Blankenship, Deschutes County Clerk, do hereby certify that the votes recorded on this report correctly summarize the tally of votes cast at the November 2, 2010 General Election

Dated this 19th day of November, 2010.

Nancy Blankenship
 Deschutes County Clerk




	VOTES	PERCENT		VOTES	PERCENT
Director, Zone 1					
DESCHUTES SOIL & WATER CONSERVATION DIST					
Vote For 1					
01 = Rex Barber Jr	33,795	98.85	03 = OVER VOTES	1	
02 = WRITE-IN	394	1.15	04 = UNDER VOTES	30,486	

	01	02	03	04
0001 01	766	11	0	923
0002 02	652	6	0	539
0003 03	6	0	0	19
0004 04	336	6	0	428
0005 05	1527	20	0	1509
0006 06	861	13	0	777
0007 07	1253	18	0	1521
0008 08	29	0	0	21
0009 09	471	2	0	396
0010 10	827	13	0	765
0011 11	306	4	0	278
0012 12	473	4	0	388
0013 13	458	7	0	445
0014 14	522	9	0	536
0015 15	380	2	0	420
0016 16	471	0	0	432
0017 17	677	6	0	413
0018 18	1073	12	0	785
0019 19	1171	11	0	919
0020 20	961	9	0	837
0021 21	448	6	0	486
0022 22	111	1	0	104
0023 23	8	1	0	10
0024 24	261	6	0	243
0025 25	1172	25	0	1020
0026 26	437	21	0	353
0027 27	579	10	0	665
0028 28	1224	15	0	826
0029 29	1344	9	0	884
0030 30	404	2	0	394
0031 31	239	2	0	172
0032 32	818	7	0	712
0033 33	913	5	0	872
0034 34	839	9	0	743
0035 35	836	9	0	902
0036 36	1325	16	0	1009
0037 37	459	2	0	399
0038 38	995	15	1	944
0039 39	807	8	0	652
0040 40	332	8	0	363
0041 41	672	7	0	583
0042 42	899	12	0	850
0043 43	633	3	0	616
0044 44	902	12	0	733
0045 45	588	1	0	584
0046 46	731	3	0	654
0047 47	881	6	0	856
0048 48	580	6	0	437
0049 49	278	3	0	306
0050 50	474	9	0	423
0051 51	126	0	0	128
0052 52	260	2	0	212

I, Nancy Blankenship, Deschutes County Clerk, do hereby
 certify that the votes recorded on this report correctly
 summarize the tally of votes cast at the November 2, 2010
 General Election

Dated this 19th day of November, 2010.

Nancy Blankenship
 Deschutes County Clerk



Director, Zone 4
 DESCHUTES SOIL & WATER CONSERVATION DIST

VOTES PERCENT

VOTES PERCENT

Vote For 1

01 = NO CANDIDATE FILED

02 = WRITE-IN

0
 1,393 100.00

03 = OVER VOTES
 04 = UNDER VOTES

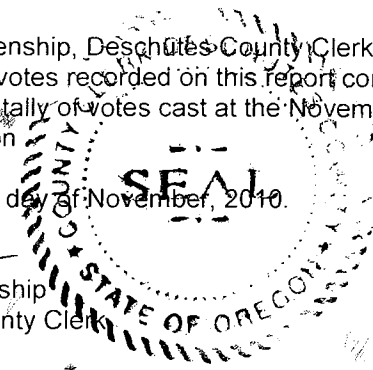
0
 63,283

	01	02	03	04
0001 01	0	42	0	1658
0002 02	0	23	0	1174
0003 03	0	1	0	24
0004 04	0	25	0	745
0005 05	0	77	0	2979
0006 06	0	57	0	1594
0007 07	0	44	0	2748
0008 08	0	0	0	50
0009 09	0	14	0	855
0010 10	0	30	0	1575
0011 11	0	12	0	576
0012 12	0	16	0	849
0013 13	0	13	0	897
0014 14	0	25	0	1042
0015 15	0	7	0	795
0016 16	0	12	0	891
0017 17	0	36	0	1060
0018 18	0	42	0	1828
0019 19	0	35	0	2066
0020 20	0	51	0	1756
0021 21	0	10	0	930
0022 22	0	6	0	210
0023 23	0	2	0	17
0024 24	0	9	0	501
0025 25	0	59	0	2158
0026 26	0	21	0	790
0027 27	0	36	0	1218
0028 28	0	70	0	1995
0029 29	0	38	0	2199
0030 30	0	12	0	788
0031 31	0	6	0	407
0032 32	0	43	0	1494
0033 33	0	28	0	1762
0034 34	0	42	0	1549
0035 35	0	15	0	1732
0036 36	0	57	0	2293
0037 37	0	16	0	844
0038 38	0	44	0	1911
0039 39	0	30	0	1437
0040 40	0	13	0	690
0041 41	0	19	0	1243
0042 42	0	37	0	1724
0043 43	0	14	0	1238
0044 44	0	60	0	1587
0045 45	0	14	0	1159
0046 46	0	37	0	1351
0047 47	0	33	0	1710
0048 48	0	11	0	1012
0049 49	0	9	0	578
0050 50	0	29	0	877
0051 51	0	4	0	250
0052 52	0	7	0	467

I, Nancy Blankenship, Deschutes County Clerk, do hereby
 certify that the votes recorded on this report correctly
 summarize the tally of votes cast at the November 2, 2010
 General Election

Dated this 19th day of November, 2010.

Nancy Blankenship
 Deschutes County Clerk



Director, Zone 5
 DESCHUTES SOIL & WATER CONSERVATION DIST

VOTES PERCENT

VOTES PERCENT

Vote For 1

01 = NO CANDIDATE FILED
 02 = WRITE-IN

0
 1,165 100.00

03 = OVER VOTES
 04 = UNDER VOTES


0
 63,511

	01	02	03	04
0001 01	0	25	0	1675
0002 02	0	20	0	1177
0003 03	0	1	0	24
0004 04	0	19	0	751
0005 05	0	69	0	2987
0006 06	0	44	0	1607
0007 07	0	39	0	2753
0008 08	0	0	0	50
0009 09	0	13	0	856
0010 10	0	24	0	1581
0011 11	0	3	0	585
0012 12	0	10	0	855
0013 13	0	14	0	896
0014 14	0	22	0	1045
0015 15	0	2	0	800
0016 16	0	9	0	894
0017 17	0	29	0	1067
0018 18	0	35	0	1835
0019 19	0	30	0	2071
0020 20	0	50	0	1757
0021 21	0	10	0	930
0022 22	0	5	0	211
0023 23	0	2	0	17
0024 24	0	6	0	504
0025 25	0	45	0	2172
0026 26	0	21	0	790
0027 27	0	25	0	1229
0028 28	0	48	0	2017
0029 29	0	33	0	2204
0030 30	0	6	0	794
0031 31	0	4	0	409
0032 32	0	40	0	1497
0033 33	0	30	0	1760
0034 34	0	38	0	1553
0035 35	0	16	0	1731
0036 36	0	50	0	2300
0037 37	0	17	0	843
0038 38	0	45	0	1910
0039 39	0	25	0	1442
0040 40	0	11	0	692
0041 41	0	18	0	1244
0042 42	0	30	0	1731
0043 43	0	12	0	1240
0044 44	0	47	0	1600
0045 45	0	13	0	1160
0046 46	0	31	0	1357
0047 47	0	22	0	1721
0048 48	0	12	0	1011
0049 49	0	6	0	581
0050 50	0	29	0	877
0051 51	0	3	0	251
0052 52	0	7	0	467

I, Nancy Blankenship, Deschutes County Clerk, do hereby
 certify that the votes recorded on this report correctly
 summarize the tally of votes cast at the November 2, 2010
 General Election

Dated this 19th day of November, 2010.

Nancy Blankenship
 Deschutes County Clerk



Director, At-Large 2
 DESCHUTES SOIL & WATER CONSERVATION DIST
 Vote For 1
 01 = Jeffrey P Rola
 02 = WRITE-IN

VOTES PERCENT

VOTES PERCENT

30,241 98.84
 356 1.16

03 = OVER VOTES
 04 = UNDER VOTES


0
 34,079

	01	02	03	04
0001 01	720	14	0	966
0002 02	578	7	0	612
0003 03	5	0	0	20
0004 04	295	7	0	468
0005 05	1390	19	0	1647
0006 06	803	15	0	833
0007 07	1147	14	0	1631
0008 08	26	0	0	24
0009 09	434	4	0	431
0010 10	693	12	0	900
0011 11	271	2	0	315
0012 12	427	5	0	433
0013 13	415	4	0	491
0014 14	434	7	0	626
0015 15	327	3	0	472
0016 16	430	4	0	469
0017 17	591	3	0	502
0018 18	887	12	0	971
0019 19	993	11	0	1097
0020 20	869	12	0	926
0021 21	389	6	0	545
0022 22	94	1	0	121
0023 23	6	0	0	13
0024 24	241	4	0	265
0025 25	1076	15	0	1126
0026 26	410	9	0	392
0027 27	512	7	0	735
0028 28	1072	9	0	984
0029 29	1169	7	0	1061
0030 30	372	0	0	428
0031 31	199	0	0	214
0032 32	727	7	0	803
0033 33	823	4	0	963
0034 34	768	6	0	817
0035 35	749	5	0	993
0036 36	1167	10	0	1173
0037 37	417	12	0	431
0038 38	931	14	0	1010
0039 39	745	8	0	714
0040 40	315	8	0	380
0041 41	599	9	0	654
0042 42	823	12	0	926
0043 43	550	7	0	695
0044 44	809	7	0	831
0045 45	530	7	0	636
0046 46	675	6	0	707
0047 47	813	5	0	925
0048 48	496	6	0	521
0049 49	241	1	0	345
0050 50	439	6	0	461
0051 51	114	0	0	140
0052 52	235	3	0	236

I, Nancy Blankenship, Deschutes County Clerk, do hereby
 certify that the votes recorded on this report correctly
 summarize the tally of votes cast at the November 2, 2010
 General Election

Dated this 19th day of November, 2010.

Nancy Blankenship
 Deschutes County Clerk

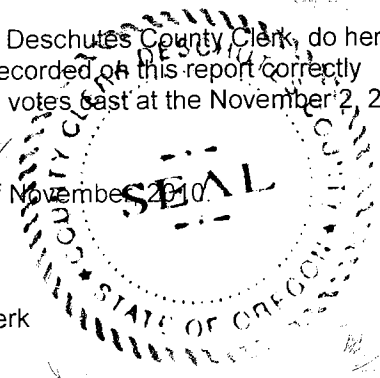


							VOTES	PERCENT			VOTES	PERCENT
City of Bend City Council, Position 5												
Vote For 1												
01 = Ron (Rondo) Boozell		1,850	7.87	04 = WRITE-IN				110	.47			
02 = Mark Moseley		8,952	38.10	05 = OVER VOTES				10				
03 = Mark Capell		12,581	53.55	06 = UNDER VOTES				6,652				
		01	02	03	04	05	06					
0001 01		129	374	835	3	1	358					
0002 02		55	424	481	5	0	232					
0004 04		74	163	352	4	0	177					
0005 05		187	998	1194	13	2	662					
0006 06		139	478	664	4	1	365					
0007 07		162	619	1392	7	0	612					
0009 09		60	259	348	3	0	199					
0011 11		32	191	231	2	0	132					
0020 20		103	623	658	9	1	413					
0025 25		141	747	806	14	0	509					
0026 26		51	299	275	5	1	180					
0027 27		85	252	595	9	0	313					
0032 32		168	425	603	5	1	335					
0033 33		77	647	673	2	1	390					
0034 34		91	502	602	8	1	387					
0035 35		35	504	877	4	0	327					
0044 44		103	589	624	6	0	325					
0046 46		98	432	509	5	1	343					
0047 47		60	426	862	2	0	393					

I, Nancy Blankenship, Deschutes County Clerk, do hereby certify that the votes recorded on this report correctly summarize the tally of votes cast at the November 2, 2010 General Election

Dated this 19th day of November 2010.

Nancy Blankenship
 Deschutes County Clerk



				VOTES	PERCENT					VOTES	PERCENT
City of Bend City Council, Position 6											
Vote For 1											
01 = Jodie Barram				16,865	98.28	03 = OVER VOTES				0	
02 = WRITE-IN				295	1.72	04 = UNDER VOTES				12,995	


				01	02	03	04				

0001	01			946	11	0	743				
0002	02			679	15	0	503				
0004	04			413	14	0	343				
0005	05			1725	31	0	1300				
0006	06			923	19	0	709				
0007	07			1526	19	0	1247				
0009	09			491	10	0	368				
0011	11			313	3	0	272				
0020	20			1015	15	0	777				
0025	25			1241	27	0	949				
0026	26			459	14	0	338				
0027	27			694	16	0	544				
0032	32			883	17	0	637				
0033	33			972	18	0	800				
0034	34			892	9	0	690				
0035	35			960	15	0	772				
0044	44			943	16	0	688				
0046	46			798	13	0	577				
0047	47			992	13	0	738				

I, Nancy Blankenship, Deschutes County Clerk, do hereby
certify that the votes recorded on this report correctly
summarize the tally of votes cast at the November 2, 2010
General Election

Dated this 19th day of November, 2010

Nancy Blankenship
Deschutes County Clerk



	VOTES		PERCENT			VOTES	PERCENT
City of Bend City Council, Position 7							
Vote For 1							
01 = Scott Ramsay		10,501		49.72			
02 = Chuck Arnold		10,499		49.71	04 = OVER VOTES		3
03 = WRITE-IN		119		.56	05 = UNDER VOTES	9,033	

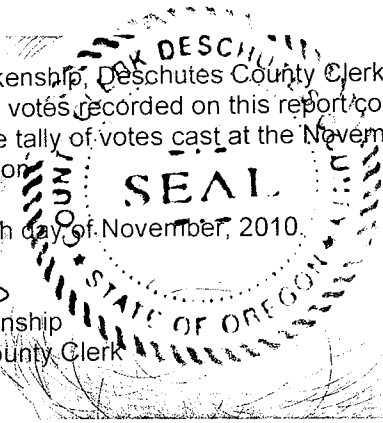
	01	02	03	04	05		

0001 01	489	745	5	0	461		
0002 02	478	364	4	0	351		
0004 04	196	337	7	0	230		
0005 05	1103	1023	8	0	922		
0006 06	560	581	6	1	503		
0007 07	809	1151	10	1	821		
0009 09	312	269	4	0	284		
0011 11	233	171	4	0	180		
0020 20	658	581	8	0	560		
0025 25	803	738	11	0	665		
0026 26	319	228	6	0	258		
0027 27	306	574	12	0	362		
0032 32	555	521	7	0	454		
0033 33	690	541	3	0	556		
0034 34	577	468	6	1	539		
0035 35	654	622	5	0	466		
0044 44	657	504	7	0	479		
0046 46	495	455	2	0	436		
0047 47	607	626	4	0	506		

I, Nancy Blankenship, Deschutes County Clerk, do hereby
 certify that the votes recorded on this report correctly
 summarize the tally of votes cast at the November 2, 2010
 General Election

Dated this 19th day of November, 2010.


 Nancy Blankenship
 Deschutes County Clerk




	VOTES	PERCENT		VOTES	PERCENT					
City of La Pine City Council										
Vote For 3										
01 = Kitty Shields	106	8.75	06 = Stu Martinez	291	24.03					
02 = Dan Varcoe	243	20.07	07 = Dale Ashenfelter	45	3.72					
03 = Douglas Ward	116	9.58	08 = WRITE-IN	21	1.73					
04 = John Walsh	134	11.07	09 = OVER VOTES	3						
05 = Keith (Ken) Mulenex	255	21.06	10 = UNDER VOTES	208						
<hr/>										
	01	02	03	04	05	06	07	08	09	10
	<hr/>									
0052 52	106	243	116	134	255	291	45	21	3	208

I, Nancy Blankenship, Deschutes County Clerk, do hereby
certify that the votes recorded on this report correctly
summarize the tally of votes cast at the November 2, 2010
General Election

Dated this 19th day of November, 2010


Nancy Blankenship
Deschutes County Clerk




		VOTES PERCENT				VOTES PERCENT	
City of Redmond Mayor							
Vote For 1							
01 = George Endicott		5,274	97.34	03 = OVER VOTES		2	
02 = WRITE-IN		144	2.66	04 = UNDER VOTES		2,328	
		01	02	03	04		
0017 17		747	20	0	329		
0028 28		1402	43	0	620		
0029 29		1533	39	1	664		
0036 36		1592	42	1	715		

I, Nancy Blankenship, Deschutes County Clerk, do hereby
certify that the votes recorded on this report correctly
summarize the tally of votes cast at the November 2, 2010
General Election.

Dated this 19th day of November, 2010.


Nancy Blankenship
Deschutes County Clerk



							VOTES	PERCENT								VOTES	PERCENT
City of Redmond City Council																	
Vote For 3																	
01 = Margie Dawson		4,042	25.67											151	.96		
02 = Ed Onimus		3,560	22.61			05 = WRITE-IN								15			
03 = Tory Allman		3,422	21.74			06 = OVER VOTES								7,485			
04 = Jay Patrick		4,569	29.02			07 = UNDER VOTES											

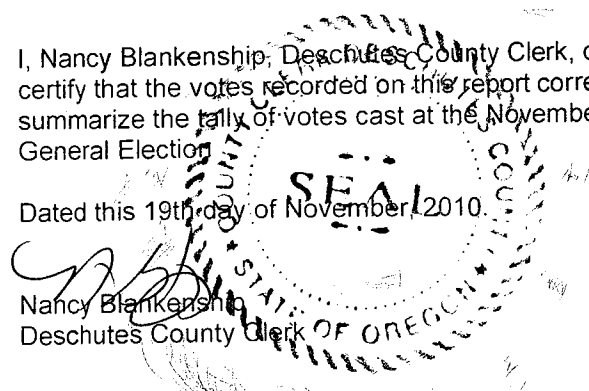
		01	02	03	04	05	06	07									

0017	17	553	502	485	674	28	3	1043									
0028	28	1079	934	961	1235	49	6	1931									
0029	29	1208	1059	1006	1320	29	6	2083									
0036	36	1202	1065	970	1340	45	0	2428									

I, Nancy Blankenship, Deschutes County Clerk, do hereby
certify that the votes recorded on this report correctly
summarize the tally of votes cast at the November 2, 2010
General Election

Dated this 19th day of November, 2010.

Nancy Blankenship
Deschutes County Clerk

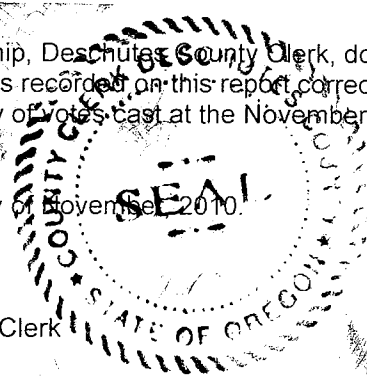


	VOTES	PERCENT		VOTES	PERCENT				
City of Sisters City Council									
Vote For 3									
01 = Wendy Holzman	444	20.85							
02 = Jacki Shepardson	319	14.98	06 = David A Asson	418	19.62				
03 = Jerry Bogart	303	14.23	07 = WRITE-IN	6	.28				
04 = Virginia Lindsey	235	11.03	08 = OVER VOTES	0					
05 = Sharlene Weed	405	19.01	09 = UNDER VOTES	270					
<hr/>									
	01	02	03	04	05	06	07	08	09
	<hr/>								
0030 30	444	319	303	235	405	418	6	0	270

I, Nancy Blankenship, Deschutes County Clerk, do hereby
certify that the votes recorded on this report correctly
summarize the tally of votes cast at the November 2, 2010
General Election


Dated this 19th day of November, 2010.


Nancy Blankenship
Deschutes County Clerk



		VOTES		PERCENT			VOTES	PERCENT
70 Oregon Veterans Home Ownership Loans								
Vote For 1								
01 = Yes		51,370			83.88		03 = OVER VOTES	
02 = No		9,871			16.12		04 = UNDER VOTES	
							9	
							3,426	
		01	02	03	04			
0001	01	1349	250	1	100			
0002	02	978	167	1	51			
0003	03	17	5	0	3			
0004	04	592	126	0	52			
0005	05	2426	469	1	160			
0006	06	1325	245	0	81			
0007	07	2110	491	2	189			
0008	08	38	9	0	3			
0009	09	709	105	0	55			
0010	10	1239	270	0	96			
0011	11	479	89	0	20			
0012	12	688	120	0	57			
0013	13	708	156	0	46			
0014	14	858	147	0	62			
0015	15	658	99	0	45			
0016	16	746	115	0	42			
0017	17	916	143	0	37			
0018	18	1446	294	0	130			
0019	19	1652	330	0	119			
0020	20	1394	315	1	97			
0021	21	707	162	0	71			
0022	22	170	34	0	12			
0023	23	13	2	0	4			
0024	24	414	66	0	30			
0025	25	1790	317	1	109			
0026	26	632	149	0	30			
0027	27	959	215	0	80			
0028	28	1692	304	0	69			
0029	29	1798	333	0	106			
0030	30	649	120	0	31			
0031	31	324	72	0	17			
0032	32	1252	223	0	62			
0033	33	1429	280	0	81			
0034	34	1262	224	0	105			
0035	35	1351	298	0	98			
0036	36	1919	354	0	77			
0037	37	629	181	0	50			
0038	38	1534	305	0	116			
0039	39	1185	193	0	89			
0040	40	552	108	0	43			
0041	41	1042	153	0	67			
0042	42	1388	268	1	104			
0043	43	971	200	1	80			
0044	44	1326	250	0	71			
0045	45	954	159	0	60			
0046	46	1108	212	0	68			
0047	47	1361	272	0	110			
0048	48	832	153	0	38			
0049	49	472	92	0	23			
0050	50	720	133	0	53			
0051	51	211	29	0	14			
0052	52	396	65	0	13			


I, Nancy Blankenship, Deschutes County Clerk, do hereby certify that the votes recorded on this report correctly summarize the tally of votes cast at the November 2, 2010 General Election



I, Nancy Blankenship, Deschutes County Clerk, do hereby certify that the votes recorded on this report correctly summarize the tally of votes cast at the November 2, 2010 General Election

Dated this 19th day of November, 2010.

Nancy Blankenship
 Deschutes County Clerk



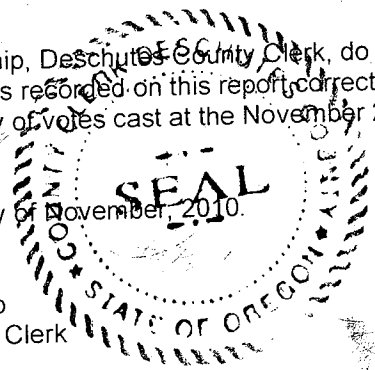
		VOTES		PERCENT			VOTES	PERCENT
71 Legislature Annual Sessions								
Vote For 1								
01 = Yes		39,952		67.19	03 = OVER VOTES		8	
02 = No		19,506		32.81	04 = UNDER VOTES		5,210	
		01	02	03	04			
0001 01		1165	381	1	153			
0002 02		730	375	0	92			
0003 03		19	5	0	1			
0004 04		520	165	0	85			
0005 05		1916	872	1	267			
0006 06		1051	460	0	140			
0007 07		1887	631	0	274			
0008 08		33	17	0	0			
0009 09		520	267	0	82			
0010 10		933	570	0	102			
0011 11		347	202	0	39			
0012 12		521	284	0	60			
0013 13		560	280	1	69			
0014 14		640	361	0	66			
0015 15		488	251	1	62			
0016 16		528	331	0	44			
0017 17		606	385	0	105			
0018 18		1082	661	0	127			
0019 19		1290	689	0	122			
0020 20		1088	550	0	169			
0021 21		528	344	0	68			
0022 22		135	75	0	6			
0023 23		12	7	0	0			
0024 24		295	175	0	40			
0025 25		1355	659	0	203			
0026 26		509	238	0	64			
0027 27		892	254	0	108			
0028 28		1209	665	0	191			
0029 29		1286	717	0	234			
0030 30		513	213	0	74			
0031 31		246	146	0	21			
0032 32		1000	411	0	126			
0033 33		1054	576	0	160			
0034 34		955	447	0	189			
0035 35		1116	506	0	125			
0036 36		1374	761	0	215			
0037 37		534	281	0	45			
0038 38		1254	565	0	136			
0039 39		932	431	1	103			
0040 40		412	245	0	46			
0041 41		795	384	0	83			
0042 42		1123	525	0	113			
0043 43		750	417	1	84			
0044 44		1010	516	0	121			
0045 45		701	387	1	84			
0046 46		867	388	0	133			
0047 47		1111	476	1	155			
0048 48		619	339	0	65			
0049 49		412	140	0	35			
0050 50		565	277	0	64			
0051 51		155	75	0	24			
0052 52		309	129	0	36			

I, Nancy Blankenship, Deschutes County Clerk, do hereby certify that the votes recorded on this report correctly summarize the tally of votes cast at the November 2, 2010 General Election

I, Nancy Blankenship, Deschutes County Clerk, do hereby certify that the votes recorded on this report correctly summarize the tally of votes cast at the November 2, 2010 General Election


Dated this 19th day of November, 2010.

Nancy Blankenship
 Deschutes County Clerk



		VOTES		PERCENT		VOTES		PERCENT	
72 Exception to State Borrowing Limit									
Vote For 1									
01 = Yes		33,798	58.60	03 = OVER VOTES		8			
02 = No		23,876	41.40	04 = UNDER VOTES		6,994			
		01	02	03	04				
0001	01	1065	420	0	215				
0002	02	603	456	1	137				
0003	03	13	10	0	2				
0004	04	447	217	0	106				
0005	05	1680	1023	0	353				
0006	06	892	594	0	165				
0007	07	1693	724	1	374				
0008	08	32	17	0	1				
0009	09	441	310	0	118				
0010	10	787	664	0	154				
0011	11	348	184	0	56				
0012	12	438	349	0	78				
0013	13	484	339	0	87				
0014	14	531	424	0	112				
0015	15	419	297	0	86				
0016	16	560	274	0	69				
0017	17	480	492	0	124				
0018	18	870	811	1	188				
0019	19	1100	814	0	187				
0020	20	927	664	0	216				
0021	21	458	387	0	95				
0022	22	88	115	0	13				
0023	23	7	11	0	1				
0024	24	207	242	0	61				
0025	25	1149	811	0	257				
0026	26	411	321	0	79				
0027	27	757	348	0	149				
0028	28	999	863	1	202				
0029	29	1053	906	2	276				
0030	30	428	284	0	88				
0031	31	190	184	1	38				
0032	32	789	575	0	173				
0033	33	931	647	1	211				
0034	34	749	595	0	247				
0035	35	1068	484	0	195				
0036	36	1206	891	0	253				
0037	37	443	332	0	85				
0038	38	1046	732	0	177				
0039	39	649	666	0	152				
0040	40	266	380	0	57				
0041	41	680	466	0	116				
0042	42	826	756	0	179				
0043	43	665	473	0	114				
0044	44	876	617	0	154				
0045	45	624	429	0	120				
0046	46	763	458	0	167				
0047	47	1059	485	0	199				
0048	48	469	449	0	105				
0049	49	348	179	0	60				
0050	50	414	419	0	73				
0051	51	145	79	0	30				
0052	52	225	209	0	40				


I, Nancy Blankenship, Deschutes County Clerk, do hereby certify that the votes recorded on this report correctly summarize the tally of votes cast at the November 2, 2010 General Election



I, Nancy Blankenship, Deschutes County Clerk, do hereby certify that the votes recorded on this report correctly summarize the tally of votes cast at the November 2, 2010 General Election

Dated this 19th day of November, 2010.

Nancy Blankenship
 Deschutes County Clerk



73 Minimum Sentence Sex Crimes; DUI Incarceration
 Vote For 1
 01 = Yes 36,760 59.11
 02 = No 25,424 40.89

03 = OVER VOTES
 04 = UNDER VOTES

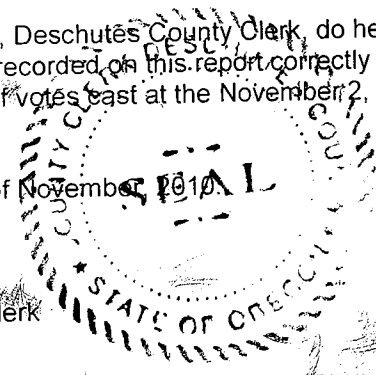
VOTES PERCENT
 22
 2,470

	01	02	03	04
0001 01	694	929	2	75
0002 02	696	465	2	34
0003 03	15	10	0	0
0004 04	345	387	0	38
0005 05	1768	1163	2	123
0006 06	916	666	1	68
0007 07	1228	1432	1	131
0008 08	26	24	0	0
0009 09	499	322	0	48
0010 10	921	613	1	70
0011 11	311	256	0	21
0012 12	474	365	0	26
0013 13	525	368	0	17
0014 14	582	441	1	43
0015 15	444	326	0	32
0016 16	459	414	0	30
0017 17	715	336	0	45
0018 18	1107	697	0	66
0019 19	1192	839	0	70
0020 20	1133	614	0	60
0021 21	529	371	0	40
0022 22	130	84	0	2
0023 23	19	0	0	0
0024 24	322	170	0	18
0025 25	1341	786	1	89
0026 26	458	320	0	33
0027 27	534	674	0	46
0028 28	1366	617	1	81
0029 29	1499	654	2	82
0030 30	491	280	0	29
0031 31	263	141	0	9
0032 32	844	623	0	70
0033 33	988	729	0	73
0034 34	964	531	0	96
0035 35	813	872	0	62
0036 36	1508	753	2	87
0037 37	463	372	0	25
0038 38	1210	686	1	58
0039 39	973	443	0	51
0040 40	449	240	0	14
0041 41	716	506	1	39
0042 42	1079	627	1	54
0043 43	643	552	1	56
0044 44	960	625	0	62
0045 45	622	514	1	36
0046 46	798	528	0	62
0047 47	771	892	0	80
0048 48	625	359	0	39
0049 49	296	270	1	20
0050 50	591	279	0	36
0051 51	126	119	0	9
0052 52	319	140	0	15

I, Nancy Blankenship, Deschutes County Clerk, do hereby
 certify that the votes recorded on this report correctly
 summarize the tally of votes cast at the November 2, 2010
 General Election

Dated this 19th day of November 2010.

Nancy Blankenship
 Deschutes County Clerk




	VOTES	PERCENT		VOTES	PERCENT
74 Medical Marijuana					
Vote For 1					
01 = Yes	27,786	44.47	03 = OVER VOTES	5	
02 = No	34,691	55.53	04 = UNDER VOTES	2,194	

	01	02	03	04
0001 01	1083	554	0	63
0002 02	475	682	0	40
0003 03	9	16	0	0
0004 04	525	221	0	24
0005 05	1425	1515	1	115
0006 06	823	767	0	61
0007 07	1599	1085	0	108
0008 08	22	28	0	0
0009 09	393	434	0	42
0010 10	601	947	0	57
0011 11	295	281	0	12
0012 12	326	503	1	35
0013 13	380	510	0	20
0014 14	437	596	0	34
0015 15	307	465	0	30
0016 16	313	567	0	23
0017 17	433	619	0	44
0018 18	620	1190	0	60
0019 19	715	1318	1	67
0020 20	738	1011	0	58
0021 21	337	574	0	29
0022 22	96	116	0	4
0023 23	7	11	0	1
0024 24	230	263	0	17
0025 25	1011	1143	0	63
0026 26	356	422	0	33
0027 27	773	445	0	36
0028 28	792	1191	1	81
0029 29	754	1400	0	83
0030 30	348	420	0	32
0031 31	145	254	0	14
0032 32	831	648	0	58
0033 33	714	1009	0	67
0034 34	620	888	0	83
0035 35	726	949	0	72
0036 36	847	1412	0	91
0037 37	352	482	0	26
0038 38	857	1068	0	30
0039 39	547	873	0	47
0040 40	291	396	0	16
0041 41	532	696	0	34
0042 42	838	881	1	41
0043 43	506	709	0	37
0044 44	686	902	0	59
0045 45	459	680	0	34
0046 46	625	718	0	45
0047 47	774	887	0	82
0048 48	344	655	0	24
0049 49	278	296	0	13
0050 50	324	557	0	25
0051 51	102	143	0	9
0052 52	165	294	0	15

I, Nancy Blankenship, Deschutes County Clerk, do hereby
 certify that the votes recorded on this report correctly
 summarize the tally of votes cast at the November 2, 2010
 General Election

Dated this 19th day of November, 2010

Nancy Blankenship
 Deschutes County Clerk



75 Multnomah County Casino

Vote For 1

01 = Yes

02 = No

VOTES PERCENT

21,236 34.69
 39,985 65.31

03 = OVER VOTES
 04 = UNDER VOTES

VOTES PERCENT

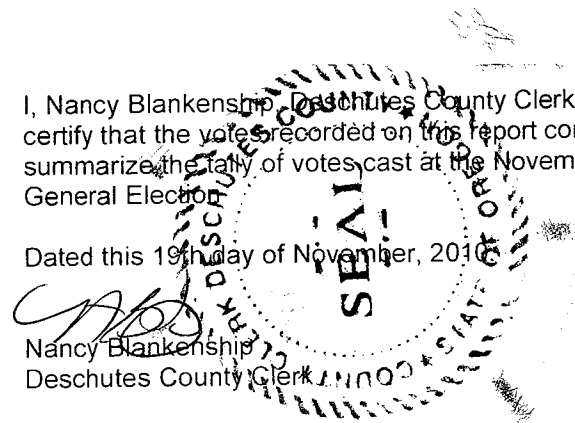
10
 3,445

	01	02	03	04
0001 01	452	1127	0	121
0002 02	413	720	1	63
0003 03	6	19	0	0
0004 04	228	497	0	45
0005 05	1081	1782	0	193
0006 06	562	996	0	93
0007 07	791	1828	0	173
0008 08	14	36	0	0
0009 09	301	506	0	62
0010 10	468	1068	0	69
0011 11	177	390	0	21
0012 12	243	580	0	42
0013 13	277	606	0	27
0014 14	301	722	0	44
0015 15	222	544	0	36
0016 16	218	646	1	38
0017 17	409	623	0	64
0018 18	581	1207	0	82
0019 19	683	1329	0	89
0020 20	644	1052	1	110
0021 21	275	609	0	56
0022 22	83	128	0	5
0023 23	7	11	0	1
0024 24	214	265	0	31
0025 25	789	1300	0	128
0026 26	286	485	0	40
0027 27	340	833	0	81
0028 28	773	1181	3	108
0029 29	833	1280	0	124
0030 30	236	520	0	44
0031 31	134	263	0	16
0032 32	552	901	1	83
0033 33	546	1139	0	105
0034 34	531	929	0	131
0035 35	523	1119	0	105
0036 36	835	1394	0	121
0037 37	255	577	0	28
0038 38	690	1173	0	92
0039 39	584	814	1	68
0040 40	306	363	0	34
0041 41	374	832	0	56
0042 42	664	1012	0	85
0043 43	376	814	1	61
0044 44	532	1026	1	88
0045 45	317	811	0	45
0046 46	487	820	0	81
0047 47	488	1132	0	123
0048 48	365	622	0	36
0049 49	176	385	0	26
0050 50	366	511	0	29
0051 51	43	200	0	11
0052 52	185	258	0	31

I, Nancy Blankenship, Deschutes County Clerk, do hereby
 certify that the votes recorded on this report correctly
 summarize the tally of votes cast at the November 2, 2010
 General Election

Dated this 19th day of November, 2010

Nancy Blankenship
 Deschutes County Clerk



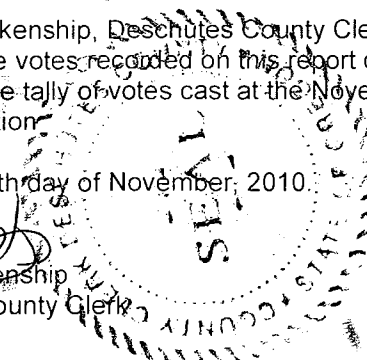
		VOTES	PERCENT		VOTES	PERCENT
76 Lottery Funds Parks Beaches Beyond 2014						
Vote For 1						
01 = Yes		42,405	68.41	03 = OVER VOTES	7	
02 = No		19,581	31.59	04 = UNDER VOTES	2,683	

	01	02	03	04
0001 01	1280	360	0	60
0002 02	732	414	0	51
0003 03	20	4	0	1
0004 04	597	144	0	29
0005 05	2103	824	0	129
0006 06	1126	459	0	66
0007 07	2196	475	0	121
0008 08	35	15	0	0
0009 09	581	240	0	48
0010 10	980	563	2	60
0011 11	396	176	0	16
0012 12	553	272	0	40
0013 13	569	316	0	25
0014 14	671	353	0	43
0015 15	528	256	0	18
0016 16	580	293	0	30
0017 17	667	361	0	68
0018 18	1032	756	0	82
0019 19	1306	714	2	79
0020 20	1237	502	0	68
0021 21	565	335	0	40
0022 22	132	77	0	7
0023 23	6	12	0	1
0024 24	290	192	0	28
0025 25	1526	596	0	95
0026 26	542	230	0	39
0027 27	992	212	0	50
0028 28	1303	648	0	114
0029 29	1335	772	1	129
0030 30	514	244	0	42
0031 31	236	156	0	21
0032 32	1089	394	0	54
0033 33	1153	569	0	68
0034 34	1004	488	1	98
0035 35	1172	510	0	65
0036 36	1419	782	0	149
0037 37	527	307	0	26
0038 38	1301	601	0	53
0039 39	914	495	0	58
0040 40	422	254	0	27
0041 41	801	422	0	39
0042 42	1168	538	0	55
0043 43	833	375	0	44
0044 44	1055	529	0	63
0045 45	786	353	0	34
0046 46	933	391	1	63
0047 47	1216	439	0	88
0048 48	596	395	0	32
0049 49	427	145	0	15
0050 50	515	364	0	27
0051 51	163	83	0	8
0052 52	281	176	0	17

I, Nancy Blankenship, Deschutes County Clerk, do hereby
 certify that the votes recorded on this report correctly
 summarize the tally of votes cast at the November 2, 2010
 General Election.

Dated this 19th day of November, 2010.

Nancy Blankenship
 Deschutes County Clerk



	VOTES	PERCENT		VOTES	PERCENT
9-80 City of Redmond Annexation into Fire District					
Vote For 1					
01 = Yes	6,260	83.67	03 = OVER VOTES	0	
02 = No	1,222	16.33	04 = UNDER VOTES	266	
<hr/>					
	01	02	03	04	
<hr/>					
0017 17	864	191	0	41	
0028 28	1696	303	0	66	
0029 29	1833	324	0	80	
0036 36	1867	404	0	79	

I, Nancy Blankenship, Deschutes County Clerk, do hereby
certify that the votes recorded on this report correctly
summarize the tally of votes cast at the November 2, 2010
General Election

Dated this 19th day of November, 2010


Nancy Blankenship
Deschutes County Clerk



		VOTES	PERCENT		VOTES	PERCENT
9-81 City of Redmond Charter Amnd Reduce Operation Taxes						
Vote For 1						
01 = Yes		6,357	86.30	03 = OVER VOTES	0	
02 = No		1,009	13.70	04 = UNDER VOTES	382	

	01 02 03 04					

0017 17	852 186 0 58					
0028 28	1705 261 0 99					
0029 29	1872 255 0 110					
0036 36	1928 307 0 115					

I, Nancy Blankenship, Deschutes County Clerk, do hereby
certify that the votes recorded on this report correctly
summarize the tally of votes cast at the November 2, 2010
General Election

Dated this 19th day of November, 2010.


Nancy Blankenship
Deschutes County Clerk



	VOTES	PERCENT		VOTES	PERCENT
9-82 Newberry Estates Special Road District 5-Yr Levy					
Vote For 1					
01 = Yes	83	45.36	03 = OVER VOTES	1	
02 = No	100	54.64	04 = UNDER VOTES	1	
<hr/>					
	01	02	03	04	
	<hr/>				
0040 40	83	100	1	1	

I, Nancy Blankenship, Deschutes County Clerk, do hereby
certify that the votes recorded on this report correctly
summarize the tally of votes cast at the November 2, 2010
General Election.

Dated this 19th day of November, 2010.


Nancy Blankenship
Deschutes County Clerk