

	R V T E O O G T T	B C N B C R A A O A A E L S N B C D L S P L T P	B C N B C R A A O A A E L S N B C D L S P L T P	B C N B C R A A O A A E L S N B C D L S P L T P	B C N B C R A A O A A E L S N B C D L S P L T P	B C N B C R A A O A A E L S N B C D L S P L T P
	IEA BCT AAE LTU O A VTT SRL AAO LSM O B T R OUO TS LST LTO T L S T TRT E LTA O C S I I ENA R O L T R C S ROL E T S A A A U D S T N N T					
01 01 GARDINER	311	138	62	62	14	44.37
02 02 SMITH RIVER	47	32	9	19	4	68.09
03 03 PIONEER	712	354	188	124	42	49.72
04 04 HIGHLAND	743	340	171	125	44	45.76
05 05 FOREST HILLS	822	400	194	160	46	48.66
06 06 DEANS CREEK	244	135	47	71	17	55.33
07 07 WINCHESTER BAY	323	158	67	65	26	48.92
08 08 LOON LAKE	54	27	10	10	7	50.00
09 09 EAST ELKTON	759	445	153	232	60	58.63
10 10 ELKTON CITY	104	49	25	15	9	47.12
11 11 DRAIN CITY	539	225	71	115	39	41.74
12 12 NORTH DRAIN COUNTY	835	345	108	186	51	41.32
13 13 YONCALLA COUNTY	1034	483	150	281	52	46.71
14 14 YONCALLA CITY	531	232	88	117	27	43.69
15 15 OAKLAND CITY	541	234	90	110	34	43.25
16 16 NORTH CALAPOOIA	1206	585	198	293	94	48.51
17 17 SUTHERLIN EAST	2718	1326	491	653	182	48.79
18 18 SUTHERLIN WEST	1592	704	221	385	98	44.22
19 19 FAIR OAKS	1203	572	189	312	71	47.55
20 20 MELROSE SOUTH	856	491	135	300	56	57.36
21 21 WILBUR	807	441	118	280	43	54.65
22 22 COLES VALLEY	641	356	122	185	49	55.54
23 23 GARDEN VALLEY	988	544	155	329	60	55.06
24 24 LITTLE RIVER	1722	922	312	471	139	53.54
25 25 GLIDE	1107	605	221	276	108	54.65
26 26 CLARKS BRANCH	32	18	2	16	0	56.25
27 27 DIXONVILLE	656	334	91	219	24	50.91
28 28 MILL EAST	239	130	35	81	14	54.39
29 29 WINCHESTER	1758	879	290	493	96	50.00
30 30 NEWTON CREEK	908	438	188	198	52	48.24
31 31 MEADOWDALE	521	198	73	99	26	38.00
32 32 RIDDLE COUNTY WEST	154	42	13	19	10	27.27
33 33 SWEETBRIER	426	223	81	120	22	52.35
34 34 CHARTER OAKS	460	262	77	165	20	56.96
35 35 RIVERSDALE	999	629	135	431	63	62.96
36 36 HUCREST	1619	903	281	532	90	55.78
37 37 KEASEY	1491	816	263	443	110	54.73
38 38 EDENBOWER	1458	608	248	277	83	41.70
39 39 DEER CREEK	764	299	135	123	41	39.14
40 40 BENSON	706	316	111	157	48	44.76
41 41 HAWTHORNE	879	480	191	224	65	54.61
42 42 HERMANN	809	277	117	119	41	34.24
43 43 LANE	766	270	123	101	46	35.25
44 44 LAURELWOOD	451	208	83	101	24	46.12
45 45 FAIRHAVEN	363	170	85	67	18	46.83
46 46 BROWN	1105	588	223	301	64	53.21

R V T B C N
 E O O B C R A A O
 A A E L S N
 G T T B C D L S P L T P
 I E A B C T A A E L T U O A V T T
 S R L A A O L S M O B T R O U O
 T S L S T L T O T L S T T R T
 E L T A O C S I I E N A
 R O L T R C S R O L
 E T S A A A U
 (CONTINUED FROM PREVIOUS PAGE) D S T N N T

147 47 ORCHARD	754	344	129	181	34	45.62
148 48 WEST PARK	330	163	66	77	20	49.39
149 49 PARROTT	1116	423	152	209	62	37.90
150 50 HAPPY VALLEY	3302	1226	433	605	188	37.13
151 51 GREEN	635	358	99	217	42	56.38
152 52 CIVIL BEND	394	189	56	112	21	47.97
153 53 WINSTON NO. 1	1223	511	177	251	83	41.78
154 54 WINSTON NO. 2	1383	573	236	269	68	41.43
155 55 DILLARD	814	329	137	149	43	40.42
156 56 MELROSE	1727	893	286	496	111	51.71
157 57 LOOKINGGLASS	917	493	147	280	66	53.76
158 58 OLALLA	1063	491	171	245	75	46.19
159 59 CAMAS VALLEY	484	178	49	98	31	36.78
160 60 MYRTLE CREEK NO. 1	742	309	115	149	45	41.64
161 61 MYRTLE CREEK NO. 2	926	390	129	204	57	42.12
162 62 MYRTLE CREEK COUNTY	1276	581	177	321	83	45.53
163 63 TRI CITY	2114	843	358	387	98	39.88
164 64 RIDDLE CITY	523	189	70	93	26	36.14
165 65 RIDDLE COUNTY EAST	582	260	98	124	38	44.67
166 66 CANYONVILLE CITY	919	412	149	206	57	44.83
167 67 CANYONVILLE COUNTY	520	226	80	116	30	43.46
168 68 DAYS CREEK	471	228	76	119	33	48.41
169 69 TILLER	294	140	40	90	10	47.62
170 70 GLENDALE/AZALEA	1127	503	172	277	54	44.63
171 71 GLENDALE CITY	378	116	39	58	19	30.69
172 72 GLENDALE COUNTY	45	21	9	9	3	46.67
CANDIDATE TOTALS	61062	28620	10090	14804	3726	46.87

United States Senator NATIONAL

Vote for 1

	P a v e l m a n	G o b e r n e r		W R I T E I N		O V V O E T R E S		U V N O D T E E R S
0001 01 GARDINER	3	9	45	2	0	3		
0002 02 SMITH RIVER	0	3	6	0	0	0		
0003 03 PIONEER	8	26	146	3	0	5		
0004 04 HIGHLAND	10	17	130	1	0	13		
0005 05 FOREST HILLS	6	15	162	3	0	8		
0006 06 DEANS CREEK	4	5	37	0	0	1		
0007 07 WINCHESTER BAY	5	9	47	2	0	4		
0008 08 LOON LAKE	0	2	8	0	0	0		
0009 09 EAST ELKTON	8	21	116	1	0	7		
0010 10 ELKTON CITY	0	1	23	1	0	0		
0011 11 DRAIN CITY	8	7	52	0	0	4		
0012 12 NORTH DRAIN COUNTY	7	19	73	3	0	6		
0013 13 YONCALLA COUNTY	14	16	111	2	0	7		
0014 14 YONCALLA CITY	1	19	62	3	0	3		
0015 15 OAKLAND CITY	2	8	76	0	0	4		
0016 16 NORTH CALAPOOIA	8	26	149	4	0	11		
0017 17 SUTHERLIN EAST	19	75	369	7	0	21		
0018 18 SUTHERLIN WEST	10	34	162	6	0	9		
0019 19 FAIR OAKS	8	21	129	8	0	23		
0020 20 MELROSE SOUTH	8	12	106	2	0	7		
0021 21 WILBUR	0	17	94	1	0	6		
0022 22 COLES VALLEY	4	16	94	0	0	8		
0023 23 GARDEN VALLEY	7	20	123	2	0	3		
0024 24 LITTLE RIVER	14	37	222	9	0	30		
0025 25 GLIDE	8	23	172	2	0	16		
0026 26 CLARKS BRANCH	0	2	0	0	0	0		
0027 27 DIXONVILLE	7	10	63	1	0	10		
0028 28 MILL EAST	1	5	26	0	0	3		
0029 29 WINCHESTER	6	38	224	8	0	14		
0030 30 NEWTON CREEK	13	25	135	4	0	11		
0031 31 MEADOWDALE	2	8	58	4	0	1		
0032 32 RIDDLE COUNTY WEST	1	2	9	0	0	1		
0033 33 SWEETBRIER	5	10	62	0	0	4		
0034 34 CHARTER OAKS	2	6	60	2	0	7		
0035 35 RIVERSDALE	11	16	93	3	0	12		
0036 36 HUCREST	9	33	219	1	0	19		
0037 37 KEASEY	9	24	212	4	0	14		
0038 38 EDENBOWER	8	33	196	1	0	10		
0039 39 DEER CREEK	1	15	105	5	0	9		
0040 40 BENSON	4	8	87	2	0	10		
0041 41 HAWTHORNE	7	16	157	1	0	10		
0042 42 HERMANN	4	15	91	4	0	3		
0043 43 LANE	6	10	98	3	0	6		
0044 44 LAURELWOOD	0	4	71	0	0	8		
0045 45 FAIRHAVEN	4	6	71	0	0	4		
0046 46 BROWN	10	20	183	0	0	10		
0047 47 ORCHARD	3	12	107	2	0	5		
0048 48 WEST PARK	5	5	52	2	0	2		

United States Senator NATIONAL

Vote for 1

(CONTINUED FROM PREVIOUS PAGE)


	P a v e l m a n	G o b e r n e r	L H o o r e k n e r	W R I T E N	O V V O E T R E S	U V N O D T E E R S
0049 49 PARROTT	13	29	99	3	0	8
0050 50 HAPPY VALLEY	27	69	307	6	0	24
0051 51 GREEN	4	10	77	1	0	7
0052 52 CIVIL BEND	4	8	39	2	0	3
0053 53 WINSTON NO. 1	13	21	128	9	0	6
0054 54 WINSTON NO. 2	9	27	180	6	0	14
0055 55 DILLARD	9	17	99	1	0	11
0056 56 MELROSE	13	39	209	6	0	19
0057 57 LOOKINGGLASS	6	16	113	5	0	7
0058 58 OLALLA	11	24	125	5	0	6
0059 59 CAMAS VALLEY	4	14	28	0	0	3
0060 60 MYRTLE CREEK NO. 1	9	11	89	4	0	2
0061 61 MYRTLE CREEK NO. 2	8	22	96	0	0	3
0062 62 MYRTLE CREEK COUNTY	9	35	119	4	1	9
0063 63 TRI CITY	23	62	250	6	0	17
0064 64 RIDDLE CITY	6	7	50	2	0	5
0065 65 RIDDLE COUNTY EAST	6	24	63	3	0	2
0066 66 CANYONVILLE CITY	5	25	107	2	0	10
0067 67 CANYONVILLE COUNTY	5	17	55	0	0	3
0068 68 DAYS CREEK	5	14	53	0	0	4
0069 69 TILLER	5	4	30	0	0	1
0070 70 GLENDALE/AZALEA	4	34	122	3	0	9
0071 71 GLENDALE CITY	0	8	27	2	0	2
0072 72 GLENDALE COUNTY	0	3	4	1	0	1
CANDIDATE TOTALS	478	1321	7562	180	1	548
CANDIDATE PERCENT	5.00	13.84	79.25	1.88		

I certify the votes recorded on this abstract correctly
summarize the tally of votes cast at the election indicated.

Barbara E. Nielsen

Barbara E. Nielsen
Douglas County Clerk

June 04, 2010



Douglas County, Oregon
Primary Election
May 18, 2010
Democrat

OFFICIAL ABSTRACT OF VOTES

REPORT-EL111 PAGE 0001

United States Representative in Congress

U.S. CONGRESSIONAL DISTRICT NO. 4
Vote for 1

	PAD	W R	I	O V	U V
	e e	t F	T E	V O	N O
	r z	i I	E T	R S	D T
	o N	S	E E	R S	
0001 01 GARDINER	47	5	0	10	
0002 02 SMITH RIVER	8	0	0	1	
0003 03 PIONEER	168	4	0	16	
0004 04 HIGHLAND	141	5	0	25	
0005 05 FOREST HILLS	162	5	0	27	
0006 06 DEANS CREEK	37	4	0	6	
0007 07 WINCHESTER BAY	58	1	0	8	
0008 08 LOON LAKE	10	0	0	0	
0009 09 EAST ELKTON	131	2	0	20	
0010 10 ELKTON CITY	22	1	0	2	
0011 11 DRAIN CITY	59	0	0	12	
0012 12 NORTH DRAIN COUNTY	91	4	0	13	
0013 13 YONCALLA COUNTY	116	9	0	25	
0014 14 YONCALLA CITY	66	2	0	20	
0015 15 OAKLAND CITY	81	1	0	8	
0016 16 NORTH CALAPOOIA	157	13	0	28	
0017 17 SUTHERLIN EAST	406	10	0	75	
0018 18 SUTHERLIN WEST	180	10	0	31	
0019 19 FAIR OAKS	145	15	0	29	
0020 20 MELROSE SOUTH	105	6	0	24	
0021 21 WILBUR	101	6	0	11	
0022 22 COLES VALLEY	98	2	0	22	
0023 23 GARDEN VALLEY	127	9	0	19	
0024 24 LITTLE RIVER	231	8	0	73	
0025 25 GLIDE	193	7	0	21	
0026 26 CLARKS BRANCH	0	2	0	0	
0027 27 DIXONVILLE	62	2	0	27	
0028 28 MILL EAST	31	0	0	4	
0029 29 WINCHESTER	235	9	0	46	
0030 30 NEWTON CREEK	151	6	0	31	
0031 31 MEADOWDALE	65	2	0	6	
0032 32 RIDDL COUNTY WEST	10	1	0	2	
0033 33 SWEETBRIER	69	1	0	11	
0034 34 CHARTER OAKS	60	2	0	15	
0035 35 RIVERSDALE	93	5	0	37	
0036 36 HUCREST	236	3	0	42	
0037 37 KEASEY	227	6	0	30	
0038 38 EDENBOWER	211	5	0	32	
0039 39 DEER CREEK	107	7	0	21	
0040 40 BENSON	95	0	0	16	
0041 41 HAWTHORNE	161	7	0	23	
0042 42 HERMANN	98	4	0	15	
0043 43 LANE	101	7	0	15	
0044 44 LAURELWOOD	74	0	0	9	
0045 45 FAIRHAVEN	75	3	0	7	
0046 46 BROWN	194	3	0	26	
0047 47 ORCHARD	106	4	0	1	

United States Representative in Congress

U.S. CONGRESSIONAL DISTRICT NO. 4

Vote for 1

(CONTINUED FROM PREVIOUS PAGE)


	P e t e r	A a z i o	D F a z i o	W R I T E - N	O V V O E T R E S	U V N O D T E E R S
0048 48 WEST PARK		54		3	0	9
0049 49 PARROTT		107		8	0	37
0050 50 HAPPY VALLEY		347		10	0	76
0051 51 GREEN		87		3	0	9
0052 52 CIVIL BEND		45		1	0	10
0053 53 WINSTON NO. 1		144		10	0	23
0054 54 WINSTON NO. 2		196		6	0	34
0055 55 DILLARD		117		5	0	15
0056 56 MELROSE		215		17	0	54
0057 57 LOOKINGGLASS		112		11	0	24
0058 58 OLALLA		135		9	0	27
0059 59 CAMAS VALLEY		39		2	0	8
0060 60 MYRTLE CREEK NO. 1		98		5	0	12
0061 61 MYRTLE CREEK NO. 2		106		2	0	21
0062 62 MYRTLE CREEK COUNTY		133		13	0	31
0063 63 TRI CITY		286		18	0	54
0064 64 RIDDLE CITY		52		3	0	15
0065 65 RIDDLE COUNTY EAST		76		7	0	15
0066 66 CANYONVILLE CITY		118		8	0	23
0067 67 CANYONVILLE COUNTY		60		3	0	17
0068 68 DAYS CREEK		59		3	0	14
0069 69 TILLER		32		3	0	5
0070 70 GLENDALE/AZALEA		147		6	0	19
0071 71 GLENDALE CITY		25		3	0	11
0072 72 GLENDALE COUNTY		5		1	0	3
CANDIDATE TOTALS		8196		368		1526
CANDIDATE PERCENT		95.70		4.29		

I certify the votes recorded on this abstract correctly
summarize the tally of votes cast at the election indicated.

Barbara E. Nielsen

Barbara E. Nielsen
Douglas County Clerk

June 04, 2010



FINAL OFFICIAL RESULTS

Douglas County, Oregon
 Primary Election
 May 18, 2010
 Democrat

OFFICIAL ABSTRACT OF VOTES

REPORT-EL111 PAGE 0001

Governor STATEWIDE PARTISAN

Vote for 1

	J K	B B	W			
	o i	h t	h t	R		
	n z	l a	I			
	h	d	T	O V	U V	
	g r	a	b	E	V O	N O
	e i	b	u	.	E T	D T
	r s	e	r	I	R E	E E
	t	r	y	N	S	R S
0001 01 GARDINER	8	28	18	5	0	3
0002 02 SMITH RIVER	1	4	4	0	0	0
0003 03 PIONEER	13	108	60	5	0	2
0004 04 HIGHLAND	12	96	49	3	0	11
0005 05 FOREST HILLS	14	111	59	4	0	6
0006 06 DEANS CREEK	5	20	22	0	0	0
0007 07 WINCHESTER BAY	5	26	30	3	0	3
0008 08 LOON LAKE	0	8	1	0	0	1
0009 09 EAST ELKTON	15	71	58	3	0	6
0010 10 ELKTON CITY	0	16	8	1	0	0
0011 11 DRAIN CITY	7	39	20	1	0	4
0012 12 NORTH DRAIN COUNTY	13	50	41	2	0	2
0013 13 YONCALLA COUNTY	15	79	42	3	0	11
0014 14 YONCALLA CITY	7	42	30	5	0	4
0015 15 OAKLAND CITY	5	58	25	0	0	2
0016 16 NORTH CALAPOOIA	22	118	44	4	0	10
0017 17 SUTHERLIN EAST	50	324	95	4	0	18
0018 18 SUTHERLIN WEST	18	127	58	7	0	11
0019 19 FAIR OAKS	9	96	62	10	0	12
0020 20 MELROSE SOUTH	10	78	34	5	0	8
0021 21 WILBUR	13	60	35	3	0	7
0022 22 COLES VALLEY	11	64	41	0	0	6
0023 23 GARDEN VALLEY	7	93	46	4	0	5
0024 24 LITTLE RIVER	31	185	66	8	0	22
0025 25 GLIDE	8	139	58	4	0	12
0026 26 CLARKS BRANCH	2	0	0	0	0	0
0027 27 DIXONVILLE	10	48	27	2	0	4
0028 28 MILL EAST	6	17	9	2	0	1
0029 29 WINCHESTER	15	169	84	9	0	13
0030 30 NEWTON CREEK	21	123	40	2	0	2
0031 31 MEADOWDALE	3	45	17	5	0	3
0032 32 RIDDLE COUNTY WEST	2	7	3	0	0	1
0033 33 SWEETBRIER	2	54	23	0	0	2
0034 34 CHARTER OAKS	2	46	20	2	0	7
0035 35 RIVERSDALE	12	87	27	2	0	7
0036 36 HUCREST	17	186	63	0	0	15
0037 37 KEASEY	10	163	77	5	0	8
0038 38 EDENBOWER	18	164	55	3	0	8
0039 39 DEER CREEK	6	88	32	4	0	5
0040 40 BENSON	5	70	24	1	0	11
0041 41 HAWTHORNE	5	115	68	1	0	2
0042 42 HERMANN	10	75	26	4	0	2
0043 43 LANE	12	84	24	0	0	3
0044 44 LAURELWOOD	2	60	18	0	0	3
0045 45 FAIRHAVEN	3	57	23	1	0	1
0046 46 BROWN	14	148	50	4	0	7
0047 47 ORCHARD	3	96	24	2	0	4

Governor STATEWIDE PARTISAN

Vote for 1

(CONTINUED FROM PREVIOUS PAGE)


	J K o i h t n z h g r e i r s t	B B i r l a l d a b e r	W R I T b u r y I N	O V V O E T R E S	U V N O D T E E R S
0048 48 WEST PARK	5	47	12	2	0
0049 49 PARROTT	31	61	45	7	0
0050 50 HAPPY VALLEY	31	255	117	12	0
0051 51 GREEN	2	66	26	1	0
0052 52 CIVIL BEND	4	34	13	3	0
0053 53 WINSTON NO. 1	9	102	54	9	0
0054 54 WINSTON NO. 2	15	146	49	8	0
0055 55 DILLARD	10	86	31	3	0
0056 56 MELROSE	20	171	68	14	0
0057 57 LOOKINGGLASS	15	82	45	3	0
0058 58 OLALLA	14	102	48	4	0
0059 59 CAMAS VALLEY	3	24	18	1	1
0060 60 MYRTLE CREEK NO. 1	8	63	36	5	0
0061 61 MYRTLE CREEK NO. 2	14	82	30	1	0
0062 62 MYRTLE CREEK COUNTY	19	79	62	9	0
0063 63 TRI CITY	41	216	80	9	1
0064 64 RIDDLE CITY	5	41	19	3	0
0065 65 RIDDLE COUNTY EAST	11	44	36	7	0
0066 66 CANYONVILLE CITY	9	75	58	3	0
0067 67 CANYONVILLE COUNTY	10	42	23	1	0
0068 68 DAYS CREEK	4	33	35	0	0
0069 69 TILLER	6	16	16	0	0
0070 70 GLENDALE/AZALEA	12	93	52	7	0
0071 71 GLENDALE CITY	2	17	17	2	0
0072 72 GLENDALE COUNTY	3	5	0	1	0
CANDIDATE TOTALS	782	5924	2730	248	2
CANDIDATE PERCENT	8.07	61.17	28.19	2.56	404

I certify the votes recorded on this abstract correctly
summarize the tally of votes cast at the election indicated.

Barbara E. Nielsen

Barbara E. Nielsen
Douglas County Clerk

June 04, 2010



State Treasurer STATEWIDE PARTISAN

Vote for 1

	R M i e c t k s g e r	T W e h d e l e r	W R I T E - I N	O V V O E T R E S	U V N O D T E E R S
0001 01 GARDINER	28	22	1	0	11
0002 02 SMITH RIVER	6	2	0	0	1
0003 03 PIONEER	68	87	4	0	29
0004 04 HIGHLAND	78	65	2	0	26
0005 05 FOREST HILLS	86	79	3	0	26
0006 06 DEANS CREEK	21	17	0	0	9
0007 07 WINCHESTER BAY	23	34	0	0	10
0008 08 LOON LAKE	5	5	0	0	0
0009 09 EAST ELKTON	43	73	3	0	34
0010 10 ELKTON CITY	8	11	0	0	6
0011 11 DRAIN CITY	29	32	0	0	10
0012 12 NORTH DRAIN COUNTY	42	48	0	0	18
0013 13 YONCALLA COUNTY	60	66	1	0	23
0014 14 YONCALLA CITY	39	35	3	0	11
0015 15 OAKLAND CITY	33	45	1	0	11
0016 16 NORTH CALAPOOIA	71	85	1	0	41
0017 17 SUTHERLIN EAST	186	232	2	0	71
0018 18 SUTHERLIN WEST	66	104	7	0	44
0019 19 FAIR OAKS	68	75	5	0	41
0020 20 MELROSE SOUTH	47	55	3	0	30
0021 21 WILBUR	34	59	1	0	24
0022 22 COLES VALLEY	44	49	0	0	29
0023 23 GARDEN VALLEY	44	83	2	0	26
0024 24 LITTLE RIVER	117	113	7	0	75
0025 25 GLIDE	70	111	2	0	38
0026 26 CLARKS BRANCH	0	2	0	0	0
0027 27 DIXONVILLE	27	39	1	0	24
0028 28 MILL EAST	11	16	0	0	8
0029 29 WINCHESTER	112	126	4	0	48
0030 30 NEWTON CREEK	72	90	1	0	25
0031 31 MEADOWDALE	33	25	1	0	14
0032 32 RIDDLE COUNTY WEST	4	8	0	0	1
0033 33 SWEETBRIER	26	37	1	0	17
0034 34 CHARTER OAKS	19	36	0	0	22
0035 35 RIVERSDALE	37	65	1	0	32
0036 36 HUCREST	86	140	0	0	55
0037 37 KEASEY	102	122	3	0	36
0038 38 EDENBOWER	96	115	0	0	37
0039 39 DEER CREEK	50	60	1	0	24
0040 40 BENSON	38	47	0	0	26
0041 41 HAWTHORNE	56	102	1	0	32
0042 42 HERMANN	49	48	0	0	20
0043 43 LANE	45	55	0	0	23
0044 44 LAURELWOOD	27	42	0	0	14
0045 45 FAIRHAVEN	31	36	0	0	18
0046 46 BROWN	76	113	0	0	34
0047 47 ORCHARD	43	57	2	0	27
0048 48 WEST PARK	19	35	1	0	11

State Treasurer STATEWIDE PARTISAN

Vote for 1

(CONTINUED FROM PREVIOUS PAGE)


	R M i e c t k s g e r	T W e h d e e l e r	W R I T E I N	O V V O E T R E S	U V N O D T E E R S
0049 49 PARROTT	59	71	3	0	19
0050 50 HAPPY VALLEY	150	208	4	1	70
0051 51 GREEN	28	47	1	0	23
0052 52 CIVIL BEND	20	26	0	0	10
0053 53 WINSTON NO. 1	61	85	3	0	28
0054 54 WINSTON NO. 2	87	104	1	0	44
0055 55 DILLARD	38	72	0	0	27
0056 56 MELROSE	81	128	6	0	71
0057 57 LOOKINGGLASS	36	81	0	0	30
0058 58 OLALLA	67	76	1	0	27
0059 59 CAMAS VALLEY	11	29	0	0	9
0060 60 MYRTLE CREEK NO. 1	49	43	3	0	20
0061 61 MYRTLE CREEK NO. 2	49	58	0	0	22
0062 62 MYRTLE CREEK COUNTY	59	81	1	0	36
0063 63 TRI CITY	128	157	3	0	70
0064 64 RIDDLE CITY	18	37	2	0	13
0065 65 RIDDLE COUNTY EAST	44	38	4	0	12
0066 66 CANYONVILLE CITY	53	63	1	0	32
0067 67 CANYONVILLE COUNTY	23	45	1	0	11
0068 68 DAYS CREEK	27	33	0	0	16
0069 69 TILLER	19	14	0	0	7
0070 70 GLENDALE/AZALEA	60	72	3	0	37
0071 71 GLENDALE CITY	14	18	1	0	6
0072 72 GLENDALE COUNTY	1	5	0	0	3
CANDIDATE TOTALS	3557	4594	103	1	1835
CANDIDATE PERCENT	43.09	55.65	1.24		

I certify the votes recorded on this abstract correctly
summarize the tally of votes cast at the election indicated.

Barbara E. Nielsen

Barbara E. Nielsen
Douglas County Clerk

June 04, 2010



State Senator, 4th District SENATE DISTRICT 4

Vote for 1


	F l o y d n s k i	P r o z a n s k i	W R I T E I N	O V O E T R E S	U V N O D T E E R S
0002 02 SMITH RIVER			6	0	3
0008 08 LOON LAKE			10	0	0
0009 09 EAST ELKTON			96	1	56
0010 10 ELKTON CITY			16	1	8
0011 11 DRAIN CITY			50	0	21
0012 12 NORTH DRAIN COUNTY			79	1	28
0013 13 YONCALLA COUNTY			112	5	33
0014 14 YONCALLA CITY			63	5	20
0015 15 OAKLAND CITY			72	0	18
0016 16 NORTH CALAPOOIA			139	3	56
0017 17 SUTHERLIN EAST			357	6	128
0018 18 SUTHERLIN WEST			155	3	63
0019 19 FAIR OAKS			127	10	52
0021 21 WILBUR			92	5	21
0022 22 COLES VALLEY			93	0	29
0023 23 GARDEN VALLEY			121	5	29
0024 24 LITTLE RIVER			198	5	109
0025 25 GLIDE			164	2	55
0056 56 MELROSE			194	9	83
0069 69 TILLER			34	0	6
CANDIDATE TOTALS			2178	61	818
CANDIDATE PERCENT			97.27	2.72	

I certify the votes recorded on this abstract correctly
summarize the tally of votes cast at the election indicated.

Barbara E. Nielsen

Barbara E. Nielsen
Douglas County Clerk

June 04, 2010



State Representative, 1st District HOUSE DISTRICT 1

Vote for 1


	L K y i n n n d r e d	E R l o d l o l n i n s	W R I T E - I N	O V V O E T R E S	U V N O D T E E R S
0020 20 MELROSE SOUTH	45	20	3	0	67
0026 26 CLARKS BRANCH	0	2	0	0	0
0032 32 RIDDLE COUNTY WEST	5	3	0	0	5
0034 34 CHARTER OAKS	24	12	0	0	41
0051 51 GREEN	35	14	1	0	49
0052 52 CIVIL BEND	19	17	1	0	19
0053 53 WINSTON NO. 1	76	35	6	0	60
0054 54 WINSTON NO. 2	85	54	5	0	92
0055 55 DILLARD	47	28	4	0	58
0057 57 LOOKINGGLASS	46	32	1	0	68
0058 58 OLALLA	64	33	3	0	71
0059 59 CAMAS VALLEY	20	7	1	0	21
0072 72 GLENDALE COUNTY	1	4	1	0	3
CANDIDATE TOTALS	467	261	26		554
CANDIDATE PERCENT	61.93	34.61	3.44		

I certify the votes recorded on this abstract correctly
summarize the tally of votes cast at the election indicated.

Barbara E. Nielsen

Barbara E. Nielsen
Douglas County Clerk

June 04, 2010



State Representative, 2nd District HOUSE DISTRICT 2

Vote for 1


	H M a c r D r e y r m o t t	W R I T E I N	O V V O E T R E S	U V N O D T E E R S
0027 27 DIXONVILLE	44	2	0	45
0028 28 MILL EAST	18	0	0	17
0029 29 WINCHESTER	188	3	0	99
0030 30 NEWTON CREEK	123	5	0	60
0031 31 MEADOWDALE	49	2	0	22
0033 33 SWEETBRIER	56	0	0	25
0035 35 RIVERSDALE	68	1	0	66
0036 36 HUCREST	179	2	0	100
0037 37 KEASEY	164	4	0	95
0038 38 EDENBOWER	156	1	0	91
0039 39 DEER CREEK	78	6	0	51
0040 40 BENSON	68	0	0	43
0041 41 HAWTHORNE	120	3	0	68
0042 42 HERMANN	78	2	0	37
0043 43 LANE	79	2	0	42
0044 44 LAURELWOOD	52	0	0	31
0045 45 FAIRHAVEN	57	1	0	27
0046 46 BROWN	144	2	0	77
0047 47 ORCHARD	86	3	0	40
0048 48 WEST PARK	40	3	0	23
0049 49 PARROTT	95	6	0	51
0050 50 HAPPY VALLEY	295	5	0	133
0060 60 MYRTLE CREEK NO. 1	72	3	0	40
0061 61 MYRTLE CREEK NO. 2	90	1	0	38
0062 62 MYRTLE CREEK COUNTY	96	7	0	74
0063 63 TRI CITY	217	8	0	133
0064 64 RIDDLE CITY	41	2	0	27
0065 65 RIDDLE COUNTY EAST	60	3	0	35
0066 66 CANYONVILLE CITY	102	2	0	45
0067 67 CANYONVILLE COUNTY	56	1	0	23
0068 68 DAYS CREEK	46	1	0	29
0070 70 GLENDALE/AZALEA	106	7	0	59
0071 71 GLENDALE CITY	25	3	0	11
CANDIDATE TOTALS	3148	91		1757
CANDIDATE PERCENT	97.19	2.80		

I certify the votes recorded on this abstract correctly
summarize the tally of votes cast at the election indicated.

Barbara E. Nielsen

Barbara E. Nielsen
Douglas County Clerk

June 04, 2010



State Representative, 7th District HOUSE DISTRICT 7

Vote for 1


	W R I S B T O V U V a y E V O N O r e - E T D T a r I R E E E s N S R S
0002 02 SMITH RIVER	5 0 0 4
0008 08 LOON LAKE	9 0 0 1
0009 09 EAST ELKTON	91 5 0 57
0010 10 ELKTON CITY	15 0 0 10
0011 11 DRAIN CITY	49 0 0 22
0012 12 NORTH DRAIN COUNTY	71 4 0 33
0013 13 YONCALLA COUNTY	105 1 0 44
0014 14 YONCALLA CITY	63 2 0 23
0015 15 OAKLAND CITY	59 1 0 30
0016 16 NORTH CALAPOOIA	132 5 0 61
0017 17 SUTHERLIN EAST	358 6 0 127
0018 18 SUTHERLIN WEST	156 6 0 59
0019 19 FAIR OAKS	113 11 0 65
0021 21 WILBUR	80 4 0 34
0022 22 COLES VALLEY	77 2 0 43
0023 23 GARDEN VALLEY	115 6 0 34
0024 24 LITTLE RIVER	180 5 0 127
0025 25 GLIDE	154 2 0 65
0056 56 MELROSE	171 10 0 105
0069 69 TILLER	34 0 0 6
CANDIDATE TOTALS	2037 70 950
CANDIDATE PERCENT	96.67 3.32

I certify the votes recorded on this abstract correctly
summarize the tally of votes cast at the election indicated.

Barbara E. Nielsen

Barbara E. Nielsen
Douglas County Clerk

June 04, 2010



State Representative, 9th District HOUSE DISTRICT 9

Vote for 1


	W R A R I r o T n b E i l e a I n N	O V V O E T R E S	U V N O D T E E R S
0001 01 GARDINER	36	3	0 23
0003 03 PIONEER	148	4	0 36
0004 04 HIGHLAND	125	5	0 41
0005 05 FOREST HILLS	157	4	0 33
0006 06 DEANS CREEK	35	2	0 10
0007 07 WINCHESTER BAY	51	1	0 15
CANDIDATE TOTALS	552	19	158
CANDIDATE PERCENT	96.67	3.32	

I certify the votes recorded on this abstract correctly
summarize the tally of votes cast at the election indicated.

Barbara E. Nielsen

Barbara E. Nielsen
Douglas County Clerk

June 04, 2010



OFFICIAL ABSTRACT OF VOTES

PAGE 0001

Vote for 1

		T S			J H			W H W			W		
		o t			i u			l o			R		
		m u			G S D			f e l			I		
		t o a			h i m f			t d i l			T		
		z b r			a n k			m r a			E		
		m i k			n k			n d			o		
		a n e			e e			n			I		
		r			n r			l			N		
		n			r			n			S		
		r			n r			l			N		
		n			r			n			S		
0001	01	GARDINER	11	1	13	4	10	1	3	2	0	17	
0002	02	SMITH RIVER	4	0	0	3	7	0	3	0	0	2	
0003	03	PIONEER	19	10	9	18	37	4	9	0	1	17	
0004	04	HIGHLAND	17	2	14	22	42	0	11	2	0	15	
0005	05	FOREST HILLS	11	7	27	28	41	6	11	2	0	27	
0006	06	DEANS CREEK	9	2	15	8	23	0	9	1	0	4	
0007	07	WINCHESTER BAY	9	5	11	9	15	2	4	1	0	9	
0008	08	LOON LAKE	2	0	0	2	2	0	2	0	0	2	
0009	09	EAST ELKTON	26	19	27	47	68	0	15	4	0	26	
0010	10	ELKTON CITY	0	2	0	6	5	0	1	0	0	1	
0011	11	DRAIN CITY	11	2	13	26	37	2	9	1	0	14	
0012	12	NORTH DRAIN COUNTY	19	13	17	38	56	3	16	0	0	24	
0013	13	YONCALLA COUNTY	32	14	48	57	75	3	12	1	0	39	
0014	14	YONCALLA CITY	12	5	14	29	30	1	11	0	0	15	
0015	15	OAKLAND CITY	9	6	11	19	28	5	9	0	0	23	
0016	16	NORTH CALAPOOIA	34	16	45	30	96	3	22	0	0	47	
0017	17	SUTHERLIN EAST	51	27	91	74	173	14	88	10	0	125	
0018	18	SUTHERLIN WEST	37	9	68	46	125	0	33	1	0	66	
0019	19	FAIR OAKS	31	12	47	47	100	3	28	1	0	43	
0020	20	MELROSE SOUTH	18	15	57	31	91	3	21	4	0	60	
0021	21	WILBUR	28	2	29	42	107	3	24	1	0	44	
0022	22	COLES VALLEY	22	7	27	25	58	2	9	0	0	35	
0023	23	GARDEN VALLEY	22	20	43	40	116	1	18	2	0	67	
0024	24	LITTLE RIVER	41	16	47	76	166	9	27	1	1	87	
0025	25	GLIDE	18	15	34	44	72	6	25	3	0	59	
0026	26	CLARKS BRANCH	3	0	2	2	7	0	0	0	0	2	
0027	27	DIXONVILLE	16	4	23	29	83	0	17	2	0	45	
0028	28	MILL EAST	6	1	10	11	22	0	9	0	0	22	
0029	29	WINCHESTER	37	12	78	67	163	5	42	5	0	84	
0030	30	NEWTON CREEK	23	2	25	22	70	0	21	1	0	34	
0031	31	MEADOWDALE	10	4	4	12	42	5	10	0	0	12	
0032	32	RIDDLE COUNTY WEST	4	1	5	5	0	1	2	0	0	1	
0033	33	SWEETBRIER	13	9	11	10	31	2	16	0	0	28	
0034	34	CHARTER OAKS	9	1	24	11	64	1	23	1	0	31	
0035	35	RIVERSDALE	28	9	61	43	150	2	37	2	0	99	
0036	36	HUCREST	41	23	69	38	156	5	53	7	0	140	
0037	37	KEASEY	23	22	57	44	163	7	39	1	2	85	
0038	38	EDENBOWER	22	16	38	24	93	3	29	5	0	47	
0039	39	DEER CREEK	12	3	17	13	35	1	12	2	0	28	
0040	40	BENSON	18	12	21	18	50	1	20	1	0	16	
0041	41	HAWTHORNE	21	9	27	16	83	3	13	2	0	50	
0042	42	HERMANN	6	2	21	14	34	1	12	2	0	27	
0043	43	LANE	13	7	11	4	37	3	13	2	0	11	
0044	44	LAURELWOOD	7	7	11	5	39	1	6	2	0	23	
0045	45	FAIRHAVEN	7	2	5	4	24	0	9	1	0	15	
0046	46	BROWN	22	14	31	21	117	6	33	3	0	54	
0047	47	ORCHARD	17	10	23	17	58	4	19	3	0	30	
0048	48	WEST PARK	5	1	12	5	29	2	4	0	0	19	

United States Senator NATIONAL

Vote for 1


[illegible]

I certify the votes recorded on this abstract correctly summarize the tally of votes cast at the election indicated.

Barbara E. Nielsen

Barbara E. Nielsen
Douglas County Clerk

June 04, 2010



United States Representative in Congress

U.S. CONGRESSIONAL DISTRICT NO. 4
Vote for 1

	J a y n e n d	G r o t b i n s o n	A r o t b i n s o n	R I T E I N	O V V O E T R E S	U V N O D T E E R S
0001 01 GARDINER		12	42	1	0	7
0002 02 SMITH RIVER		2	16	0	0	1
0003 03 PIONEER		22	88	3	0	11
0004 04 HIGHLAND		25	88	1	0	11
0005 05 FOREST HILLS		33	112	0	0	15
0006 06 DEANS CREEK		7	61	1	0	2
0007 07 WINCHESTER BAY		13	44	1	0	7
0008 08 LOON LAKE		0	8	0	0	2
0009 09 EAST ELKTON		26	191	3	0	12
0010 10 ELKTON CITY		1	14	0	0	0
0011 11 DRAIN CITY		24	85	0	0	6
0012 12 NORTH DRAIN COUNTY		28	138	1	0	19
0013 13 YONCALLA COUNTY		58	205	2	0	16
0014 14 YONCALLA CITY		20	89	0	0	8
0015 15 OAKLAND CITY		18	87	0	0	5
0016 16 NORTH CALAPOOIA		66	213	1	0	13
0017 17 SUTHERLIN EAST		112	465	7	0	69
0018 18 SUTHERLIN WEST		77	284	3	0	21
0019 19 FAIR OAKS		53	235	3	0	21
0020 20 MELROSE SOUTH		45	232	1	0	22
0021 21 WILBUR		47	211	1	0	21
0022 22 COLES VALLEY		42	134	0	0	9
0023 23 GARDEN VALLEY		33	255	2	0	39
0024 24 LITTLE RIVER		81	348	0	0	42
0025 25 GLIDE		48	185	3	0	40
0026 26 CLARKS BRANCH		2	12	0	0	2
0027 27 DIXONVILLE		41	153	1	0	24
0028 28 MILL EAST		14	55	0	0	12
0029 29 WINCHESTER		72	375	1	0	45
0030 30 NEWTON CREEK		36	143	1	0	18
0031 31 MEADOWDALE		9	83	0	0	7
0032 32 RIDDLE COUNTY WEST		5	14	0	0	0
0033 33 SWEETBRIER		17	93	0	0	10
0034 34 CHARTER OAKS		28	120	0	0	17
0035 35 RIVERSDALE		55	335	1	0	40
0036 36 HUCREST		93	372	4	0	63
0037 37 KEASEY		66	333	0	0	44
0038 38 EDENBOWER		48	204	4	0	21
0039 39 DEER CREEK		21	85	1	0	16
0040 40 BENSON		26	119	1	0	11
0041 41 HAWTHORNE		32	157	4	0	31
0042 42 HERMANN		34	72	2	0	11
0043 43 LANE		17	76	2	0	6
0044 44 LAURELWOOD		24	69	0	0	8
0045 45 FAIRHAVEN		10	47	0	0	10
0046 46 BROWN		56	218	2	0	25
0047 47 ORCHARD		49	115	4	0	13

United States Representative in Congress

U.S. CONGRESSIONAL DISTRICT NO. 4

Vote for 1

A R W
J G r o R
a e t b I
y r i T O V U V
n m n E V O N O
e o s - E T D T
e n o I R E E E
d n N S R S

(CONTINUED FROM PREVIOUS PAGE)


0048 48 WEST PARK	8	62	0	0	7
0049 49 PARROTT	56	127	0	0	26
0050 50 HAPPY VALLEY	104	450	1	0	50
0051 51 GREEN	43	155	2	0	17
0052 52 CIVIL BEND	21	83	0	0	8
0053 53 WINSTON NO. 1	49	187	0	0	15
0054 54 WINSTON NO. 2	47	202	3	0	17
0055 55 DILLARD	25	118	0	0	6
0056 56 MELROSE	74	382	3	0	37
0057 57 LOOKINGGLASS	77	181	1	0	21
0058 58 OLALLA	46	185	0	0	14
0059 59 CAMAS VALLEY	17	75	0	0	6
0060 60 MYRTLE CREEK NO. 1	33	102	1	0	13
0061 61 MYRTLE CREEK NO. 2	42	150	1	0	11
0062 62 MYRTLE CREEK COUNTY	53	244	2	0	22
0063 63 TRI CITY	78	278	1	0	30
0064 64 RIDDLE CITY	21	69	0	0	3
0065 65 RIDDLE COUNTY EAST	21	87	1	0	15
0066 66 CANYONVILLE CITY	52	143	3	0	8
0067 67 CANYONVILLE COUNTY	26	80	1	0	9
0068 68 DAYS CREEK	13	97	1	0	8
0069 69 TILLER	14	72	0	0	4
0070 70 GLENDALE/AZALEA	50	210	0	0	17
0071 71 GLENDALE CITY	9	46	0	0	3
0072 72 GLENDALE COUNTY	0	9	0	0	0
CANDIDATE TOTALS	2627	10874	83		1220
CANDIDATE PERCENT	19.33	80.05	.61		

I certify the votes recorded on this abstract correctly
summarize the tally of votes cast at the election indicated.

Barbara E. Nielsen

Barbara E. Nielsen
Douglas County Clerk

June 04, 2010



Governor STATEWIDE PARTISAN

Vote for 1

		W A C												
		i m u												
		l e r												
		B F												
		R O W												
		R												
		I												
		T												
		E												
		N												
		S												
		R E												
		S												
		R S												

Governor STATEWIDE PARTISAN

Vote for 1


	B S i i l z l e	DK a a r r	CC l o a l	W A C i m u l e r l i r	CD h u r d	BF o o b r	AA l l l l	ROW e a t	W R I T	OV V O E T	UV N O D T	
	m o r e	J L o i h m n	r r e n	r v k i n	a i g h t	h s e y	a n	e e n y	i n s	I N	R E S	E E R S
(CONTINUED FROM PREVIOUS PAGE)												
0048 48 WEST PARK	5	22	0	0	4	19	0	26	0	0	0	
0049 49 PARROTT	30	38	1	1	8	44	2	60	3	0	3	1
0050 50 HAPPY VALLEY	81	100	4	4	26	161	4	176	10	2	0	3
0051 51 GREEN	22	52	0	2	9	51	0	70	0	0	0	1
0052 52 CIVIL BEND	17	19	0	0	3	38	1	30	2	0	0	
0053 53 WINSTON NO. 1	35	50	4	0	16	53	1	76	2	0	0	1
0054 54 WINSTON NO. 2	25	49	4	2	22	66	1	83	5	3	1	
0055 55 DILLARD	22	23	1	0	10	39	1	49	1	0	0	
0056 56 MELROSE	53	76	1	1	25	123	1	181	7	1	0	2
0057 57 LOOKINGGLASS	36	60	0	1	9	51	0	100	1	3	1	1
0058 58 OLALLA	40	38	2	3	15	38	1	96	1	1	0	1
0059 59 CAMAS VALLEY	11	24	0	0	14	11	1	31	1	0	0	
0060 60 MYRTLE CREEK NO. 1	27	24	1	0	5	34	1	46	4	1	0	
0061 61 MYRTLE CREEK NO. 2	25	46	0	2	18	44	1	57	1	1	0	
0062 62 MYRTLE CREEK COUNTY	47	57	3	2	18	55	1	125	2	4	0	
0063 63 TRI CITY	57	39	2	2	26	83	1	152	5	1	0	1
0064 64 RIDDLE CITY	20	13	3	1	5	19	1	27	0	1	0	
0065 65 RIDDLE COUNTY EAST	20	13	0	0	15	22	0	46	3	1	0	
0066 66 CANYONVILLE CITY	33	34	2	1	18	35	1	71	2	2	0	
0067 67 CANYONVILLE COUNTY	13	16	2	0	12	29	1	40	1	1	0	
0068 68 DAYS CREEK	21	19	0	0	6	25	1	44	1	1	0	
0069 69 TILLER	18	11	0	0	5	14	1	29	2	2	1	
0070 70 GLENDALE/AZALEA	48	46	2	4	19	52	1	92	4	1	0	
0071 71 GLENDALE CITY	9	10	1	0	7	5	1	18	3	2	0	
0072 72 GLENDALE COUNTY	0	2	0	0	6	1	0	0	0	0	0	
CANDIDATE TOTALS	1719	2364	62	55	861	3508	54	5124	184	109	19	74
CANDIDATE PERCENT	12.24	16.83	.44	.39	6.13	24.98	.38	36.49	1.31	.77		

I certify the votes recorded on this abstract correctly
summarize the tally of votes cast at the election indicated.

Barbara E. Nielsen

Barbara E. Nielsen
Douglas County Clerk

June 04, 2010



State Treasurer STATEWIDE PARTISAN

Vote for 1

	W R C T h e r l i f s e r	I T E I N	O V V O E T R E S	U V N O D T E E R S
0001 01 GARDINER	36	2	0	24
0002 02 SMITH RIVER	10	0	0	9
0003 03 PIONEER	83	1	0	40
0004 04 HIGHLAND	94	0	0	31
0005 05 FOREST HILLS	116	0	0	44
0006 06 DEANS CREEK	48	2	0	21
0007 07 WINCHESTER BAY	48	2	0	15
0008 08 LOON LAKE	6	0	0	4
0009 09 EAST ELKTON	153	3	0	76
0010 10 ELKTON CITY	6	1	0	8
0011 11 DRAIN CITY	73	0	0	42
0012 12 NORTH DRAIN COUNTY	123	1	0	62
0013 13 YONCALLA COUNTY	196	1	0	84
0014 14 YONCALLA CITY	81	0	0	36
0015 15 OAKLAND CITY	73	0	0	37
0016 16 NORTH CALAPOOIA	176	2	0	115
0017 17 SUTHERLIN EAST	434	5	0	214
0018 18 SUTHERLIN WEST	271	9	0	105
0019 19 FAIR OAKS	208	2	0	102
0020 20 MELROSE SOUTH	191	0	0	109
0021 21 WILBUR	174	4	0	102
0022 22 COLES VALLEY	119	0	0	66
0023 23 GARDEN VALLEY	203	2	0	124
0024 24 LITTLE RIVER	295	2	0	174
0025 25 GLIDE	166	3	0	107
0026 26 CLARKS BRANCH	8	0	0	8
0027 27 DIXONVILLE	135	1	0	83
0028 28 MILL EAST	51	0	0	30
0029 29 WINCHESTER	319	5	0	169
0030 30 NEWTON CREEK	148	1	0	49
0031 31 MEADOWDALE	69	0	0	30
0032 32 RIDDLE COUNTY WEST	14	0	0	5
0033 33 SWEETBRIER	72	1	0	47
0034 34 CHARTER OAKS	116	4	0	45
0035 35 RIVERSDALE	276	0	1	154
0036 36 HUCREST	343	1	0	188
0037 37 KEASEY	298	2	0	143
0038 38 EDENBOWER	172	4	0	101
0039 39 DEER CREEK	75	2	0	46
0040 40 BENSON	111	5	0	41
0041 41 HAWTHORNE	153	2	0	69
0042 42 HERMANN	69	0	0	50
0043 43 LANE	64	1	0	36
0044 44 LAURELWOOD	67	1	0	33
0045 45 FAIRHAVEN	46	1	0	20
0046 46 BROWN	193	1	0	107
0047 47 ORCHARD	115	3	0	63
0048 48 WEST PARK	49	2	0	26

State Treasurer STATEWIDE PARTISAN

Vote for 1

(CONTINUED FROM PREVIOUS PAGE)


	W R C T I h e T r l E i f - s e I r N	O V V O E T R E S	U V N O D T E E R S
0049 49 PARROTT	124	0	85
0050 50 HAPPY VALLEY	391	2	212
0051 51 GREEN	135	1	81
0052 52 CIVIL BEND	76	2	34
0053 53 WINSTON NO. 1	184	1	66
0054 54 WINSTON NO. 2	192	3	74
0055 55 DILLARD	91	0	58
0056 56 MELROSE	323	3	170
0057 57 LOOKINGGLASS	175	1	104
0058 58 OLALLA	160	1	84
0059 59 CAMAS VALLEY	64	0	34
0060 60 MYRTLE CREEK NO. 1	108	1	40
0061 61 MYRTLE CREEK NO. 2	141	2	61
0062 62 MYRTLE CREEK COUNTY	220	4	97
0063 63 TRI CITY	279	3	105
0064 64 RIDDLE CITY	64	1	28
0065 65 RIDDLE COUNTY EAST	85	1	38
0066 66 CANYONVILLE CITY	158	2	46
0067 67 CANYONVILLE COUNTY	75	0	41
0068 68 DAYS CREEK	89	1	29
0069 69 TILLER	52	0	38
0070 70 GLENDALE/AZALEA	188	3	86
0071 71 GLENDALE CITY	44	0	14
0072 72 GLENDALE COUNTY	3	2	4
CANDIDATE TOTALS	9767	113	4923
CANDIDATE PERCENT	98.85	1.14	

I certify the votes recorded on this abstract correctly
summarize the tally of votes cast at the election indicated.

Barbara E. Nielsen

Barbara E. Nielsen
Douglas County Clerk

June 04, 2010



State Senator, 4th District SENATE DISTRICT 4

Vote for 1


	M K a i r t i t l e y l n m a n	W R I T E I N	O V V O E T R E S	U V N O D T E E R S
0002 02 SMITH RIVER	15	0	0	4
0008 08 LOON LAKE	6	0	0	4
0009 09 EAST ELKTON	148	6	0	78
0010 10 ELKTON CITY	8	1	0	6
0011 11 DRAIN CITY	96	1	0	18
0012 12 NORTH DRAIN COUNTY	157	1	0	28
0013 13 YONCALLA COUNTY	236	8	0	37
0014 14 YONCALLA CITY	98	3	0	16
0015 15 OAKLAND CITY	70	3	0	37
0016 16 NORTH CALAPOOIA	175	18	0	100
0017 17 SUTHERLIN EAST	393	37	0	223
0018 18 SUTHERLIN WEST	260	21	0	104
0019 19 FAIR OAKS	190	19	0	103
0021 21 WILBUR	129	23	0	128
0022 22 COLES VALLEY	97	10	0	78
0023 23 GARDEN VALLEY	172	13	0	144
0024 24 LITTLE RIVER	291	12	0	168
0025 25 GLIDE	159	14	0	103
0056 56 MELROSE	289	25	0	182
0069 69 TILLER	60	3	0	27
CANDIDATE TOTALS	3049	218		1588
CANDIDATE PERCENT	93.32	6.67		

I certify the votes recorded on this abstract correctly
summarize the tally of votes cast at the election indicated.

Barbara E. Nielsen

Barbara E. Nielsen
Douglas County Clerk

June 04, 2010

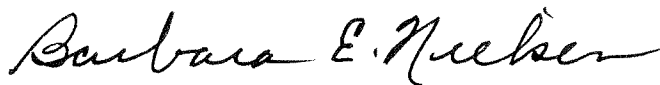


State Representative, 1st District HOUSE DISTRICT 1

Vote for 1


	W K a r y i n e g e r	W R I T E - I N	O V V O E T R E S	U V N O D T E E R S
0020 20 MELROSE SOUTH	203	1	0	96
0026 26 CLARKS BRANCH	9	0	0	7
0032 32 RIDDLE COUNTY WEST	13	0	0	6
0034 34 CHARTER OAKS	113	4	0	48
0051 51 GREEN	139	2	0	76
0052 52 CIVIL BEND	81	1	0	30
0053 53 WINSTON NO. 1	182	2	0	67
0054 54 WINSTON NO. 2	195	3	0	71
0055 55 DILLARD	103	0	0	46
0057 57 LOOKINGGLASS	186	2	0	92
0058 58 OLALLA	172	1	0	72
0059 59 CAMAS VALLEY	73	0	0	25
0072 72 GLENDALE COUNTY	5	0	0	4
CANDIDATE TOTALS	1474	16		640
CANDIDATE PERCENT	98.92	1.07		


I certify the votes recorded on this abstract correctly
summarize the tally of votes cast at the election indicated.



Barbara E. Nielsen
Douglas County Clerk

June 04, 2010





State Representative, 7th District HOUSE DISTRICT 7

Vote for 1


	W R I B H T O V U V r a E V O N O u n . E T D T c n I R E E E e a N S R S			
0002 02 SMITH RIVER	12	0	0	7
0008 08 LOON LAKE	7	0	0	3
0009 09 EAST ELKTON	171	2	0	59
0010 10 ELKTON CITY	8	1	0	6
0011 11 DRAIN CITY	87	0	0	28
0012 12 NORTH DRAIN COUNTY	143	1	0	42
0013 13 YONCALLA COUNTY	235	1	0	45
0014 14 YONCALLA CITY	94	1	0	22
0015 15 OAKLAND CITY	91	0	0	19
0016 16 NORTH CALAPOOIA	232	1	0	60
0017 17 SUTHERLIN EAST	542	2	0	109
0018 18 SUTHERLIN WEST	323	4	0	58
0019 19 FAIR OAKS	262	0	0	50
0021 21 WILBUR	227	2	0	51
0022 22 COLES VALLEY	153	1	0	31
0023 23 GARDEN VALLEY	272	3	0	54
0024 24 LITTLE RIVER	370	2	0	99
0025 25 GLIDE	197	3	0	76
0056 56 MELROSE	397	5	0	94
0069 69 TILLER	69	0	0	21
CANDIDATE TOTALS	3892	29		934
CANDIDATE PERCENT	99.26	.73		

I certify the votes recorded on this abstract correctly
summarize the tally of votes cast at the election indicated.

Barbara E. Nielsen

Barbara E. Nielsen
Douglas County Clerk

June 04, 2010



State Representative, 9th District HOUSE DISTRICT 9

Vote for 1


	W R I T E I N	O V O T E R S	U V O T E R S
0001 01 GARDINER	41	1	0
0003 03 PIONEER	94	0	0
0004 04 HIGHLAND	100	1	0
0005 05 FOREST HILLS	125	0	0
0006 06 DEANS CREEK	57	1	0
0007 07 WINCHESTER BAY	50	0	0
CANDIDATE TOTALS	467	3	137
CANDIDATE PERCENT	99.36	.63	

I certify the votes recorded on this abstract correctly
summarize the tally of votes cast at the election indicated.

Barbara E. Nielsen

Barbara E. Nielsen
Douglas County Clerk

June 04, 2010



Superintendent of Public Instruction

STATEWIDE NONPARTISAN

Vote for 1

	S	C	W		
	u	a	R		
	s	s	R	I	
	a	t	o	a	T
	n	i	n	u	E
	l	r			
	l	e	I		
	o	r	N	R	E
				S	E
					R
					S
0001 01 GARDINER	48	61	0	0	29
0002 02 SMITH RIVER	12	17	0	0	3
0003 03 PIONEER	156	145	0	0	53
0004 04 HIGHLAND	141	161	0	0	38
0005 05 FOREST HILLS	164	195	0	0	41
0006 06 DEANS CREEK	41	74	0	0	20
0007 07 WINCHESTER BAY	68	79	0	0	11
0008 08 LOON LAKE	11	13	0	0	3
0009 09 EAST ELKTON	178	218	0	0	49
0010 10 ELKTON CITY	17	29	0	0	3
0011 11 DRAIN CITY	94	114	0	0	17
0012 12 NORTH DRAIN COUNTY	109	197	0	0	39
0013 13 YONCALLA COUNTY	169	265	1	0	48
0014 14 YONCALLA CITY	104	105	0	0	23
0015 15 OAKLAND CITY	104	106	0	0	24
0016 16 NORTH CALAPOOIA	198	306	0	0	81
0017 17 SUTHERLIN EAST	566	597	1	0	162
0018 18 SUTHERLIN WEST	264	362	0	0	78
0019 19 FAIR OAKS	219	289	2	0	62
0020 20 MELROSE SOUTH	173	265	1	0	52
0021 21 WILBUR	163	230	0	0	48
0022 22 COLES VALLEY	126	186	4	0	40
0023 23 GARDEN VALLEY	182	275	2	0	85
0024 24 LITTLE RIVER	309	467	0	0	146
0025 25 GLIDE	247	257	1	1	99
0026 26 CLARKS BRANCH	6	10	0	0	2
0027 27 DIXONVILLE	119	173	0	0	42
0028 28 MILL EAST	42	66	0	0	22
0029 29 WINCHESTER	372	406	1	0	100
0030 30 NEWTON CREEK	203	195	1	0	39
0031 31 MEADOWDALE	88	96	0	0	14
0032 32 RIDDLE COUNTY WEST	23	17	0	0	2
0033 33 SWEETBRIER	112	89	0	0	22
0034 34 CHARTER OAKS	103	131	0	0	28
0035 35 RIVERSDALE	196	363	1	0	69
0036 36 HUCREST	370	424	1	0	108
0037 37 KEASEY	359	371	1	0	85
0038 38 EDENBOWER	281	273	1	0	53
0039 39 DEER CREEK	157	108	0	0	34
0040 40 BENSON	141	140	3	0	32
0041 41 HAWTHORNE	220	209	1	0	50
0042 42 HERMANN	144	94	4	0	35
0043 43 LANE	128	112	1	0	29
0044 44 LAURELWOOD	103	87	0	0	18
0045 45 FAIRHAVEN	93	56	0	0	21
0046 46 BROWN	273	256	0	0	59
0047 47 ORCHARD	178	145	0	0	21
0048 48 WEST PARK	69	79	0	0	15

Superintendent of Public Instruction

STATEWIDE NONPARTISAN
Vote for 1

(CONTINUED FROM PREVIOUS PAGE)

	S C u a s s a t n i l o	R M o a n u r e r	W R I T E I N	O V V O E T R E S	U V N O D T E E R S
0049 49 PARROTT	166	224	0	0	33
0050 50 HAPPY VALLEY	534	539	0	1	152
0051 51 GREEN	128	179	0	0	51
0052 52 CIVIL BEND	82	91	0	0	16
0053 53 WINSTON NO. 1	223	230	0	0	58
0054 54 WINSTON NO. 2	237	264	3	0	69
0055 55 DILLARD	147	135	1	0	46
0056 56 MELROSE	295	455	0	0	143
0057 57 LOOKINGGLASS	179	222	1	0	91
0058 58 OLALLA	178	242	4	0	67
0059 59 CAMAS VALLEY	53	113	0	0	12
0060 60 MYRTLE CREEK NO. 1	137	144	0	0	28
0061 61 MYRTLE CREEK NO. 2	163	192	3	0	32
0062 62 MYRTLE CREEK COUNTY	181	318	0	1	81
0063 63 TRI CITY	362	377	0	0	104
0064 64 RIDDLE CITY	90	82	0	0	17
0065 65 RIDDLE COUNTY EAST	83	146	0	0	31
0066 66 CANYONVILLE CITY	163	212	0	0	37
0067 67 CANYONVILLE COUNTY	91	120	0	0	15
0068 68 DAYS CREEK	91	108	0	0	29
0069 69 TILLER	29	91	0	0	20
0070 70 GLENDALE/AZALEA	110	335	3	0	55
0071 71 GLENDALE CITY	34	72	0	0	10
0072 72 GLENDALE COUNTY	4	14	0	0	3
CANDIDATE TOTALS	11403	13818	42	3	3354
CANDIDATE PERCENT	45.13	54.69	.16		

I certify the votes recorded on this abstract correctly
summarize the tally of votes cast at the election indicated.

Barbara E. Nielsen

Barbara E. Nielsen
Douglas County Clerk

June 04, 2010



Judge of the Supreme Court, Position 5

STATEWIDE NONPARTISAN

Vote for 1

	J	L	L		W R I		O	V	U	V
	a	a	A	J	A	T	O	V	U	V
	c	n	l	r	E		V	O	N	O
	k	d	l	l			E	T	D	T
		a	a	o	I		R	E	E	E
		u	n	w	N		S		R	S
0001 01 GARDINER		61		28	1		O			48
0002 02 SMITH RIVER		14		8	0		O			10
0003 03 PIONEER		188		81	0		O			85
0004 04 HIGHLAND		163		88	0		O			89
0005 05 FOREST HILLS		205		94	0		O			101
0006 06 DEANS CREEK		59		42	0		O			34
0007 07 WINCHESTER BAY		70		51	0		O			37
0008 08 LOON LAKE		13		8	0		O			6
0009 09 EAST ELKTON		232		77	3		O			133
0010 10 ELKTON CITY		29		8	0		O			12
0011 11 DRAIN CITY		109		50	3		O			63
0012 12 NORTH DRAIN COUNTY		171		74	1		1			98
0013 13 YONCALLA COUNTY		222		121	3		O			137
0014 14 YONCALLA CITY		114		71	0		O			47
0015 15 OAKLAND CITY		96		53	0		O			85
0016 16 NORTH CALAPOOIA		268		131	0		O			186
0017 17 SUTHERLIN EAST		655		303	0		O			368
0018 18 SUTHERLIN WEST		329		171	3		O			201
0019 19 FAIR OAKS		241		148	1		O			182
0020 20 MELROSE SOUTH		233		90	3		O			165
0021 21 WILBUR		197		91	0		O			153
0022 22 COLES VALLEY		161		78	0		O			117
0023 23 GARDEN VALLEY		207		110	0		O			227
0024 24 LITTLE RIVER		396		171	0		O			355
0025 25 GLIDE		281		108	2		O			214
0026 26 CLARKS BRANCH		7		7	0		O			4
0027 27 DIXONVILLE		136		66	4		O			128
0028 28 MILL EAST		36		32	2		O			60
0029 29 WINCHESTER		367		207	2		O			303
0030 30 NEWTON CREEK		224		94	2		O			118
0031 31 MEADOWDALE		102		42	0		O			54
0032 32 RIDDLE COUNTY WEST		29		9	0		O			4
0033 33 SWEETBRIER		108		55	0		O			60
0034 34 CHARTER OAKS		120		55	0		O			87
0035 35 RIVERSDALE		268		121	1		O			239
0036 36 HUCREST		371		188	5		O			339
0037 37 KEASEY		371		177	2		O			266
0038 38 EDENBOWER		301		137	2		O			168
0039 39 DEER CREEK		148		55	2		O			94
0040 40 BENSON		151		86	3		O			76
0041 41 HAWTHORNE		221		121	3		O			135
0042 42 HERMANN		124		58	1		O			94
0043 43 LANE		129		60	2		O			79
0044 44 LAURELWOOD		111		34	1		O			62
0045 45 FAIRHAVEN		90		29	0		O			51
0046 46 BROWN		270		133	0		O			185
0047 47 ORCHARD		179		69	1		O			95
0048 48 WEST PARK		60		42	2		O			59

Judge of the Supreme Court, Position 5

STATEWIDE NONPARTISAN

Vote for 1

(CONTINUED FROM PREVIOUS PAGE)


	J	L	L	a	a	A	J	A	T	O	V	U	V
	c	n	l	r	E	V	O	N	O	E	T	D	T
	k	d	l	l	-	E	T	D	T	R	E	E	E
	u	n	w	I	N	S	R	S					
0049 49 PARROTT	214	115	1	0	93								
0050 50 HAPPY VALLEY	606	286	2	0	332								
0051 51 GREEN	160	67	1	0	130								
0052 52 CIVIL BEND	73	51	0	0	65								
0053 53 WINSTON NO. 1	237	124	0	0	150								
0054 54 WINSTON NO. 2	279	141	4	0	149								
0055 55 DILLARD	158	67	0	0	104								
0056 56 MELROSE	368	199	3	0	323								
0057 57 LOOKINGGLASS	195	115	1	0	182								
0058 58 OLALLA	213	122	0	0	156								
0059 59 CAMAS VALLEY	82	50	0	0	46								
0060 60 MYRTLE CREEK NO. 1	141	91	0	0	77								
0061 61 MYRTLE CREEK NO. 2	188	90	2	0	110								
0062 62 MYRTLE CREEK COUNTY	254	149	3	0	175								
0063 63 TRI CITY	403	189	6	0	245								
0064 64 RIDDLE CITY	81	61	0	0	47								
0065 65 RIDDLE COUNTY EAST	136	50	1	0	73								
0066 66 CANYONVILLE CITY	225	86	1	0	100								
0067 67 CANYONVILLE COUNTY	111	64	0	1	50								
0068 68 DAYS CREEK	90	60	0	0	78								
0069 69 TILLER	62	28	0	0	50								
0070 70 GLENDALE/AZALEA	264	111	5	0	123								
0071 71 GLENDALE CITY	62	31	0	0	23								
0072 72 GLENDALE COUNTY	11	1	0	0	9								
CANDIDATE TOTALS	13250	6480	85	2	8803								
CANDIDATE PERCENT.	66.86	32.70	.42										

I certify the votes recorded on this abstract correctly
summarize the tally of votes cast at the election indicated.

Barbara E. Nielsen

Barbara E. Nielsen
Douglas County Clerk

June 04, 2010



Judge of the Supreme Court, Position 4

STATEWIDE NONPARTISAN

Vote for 1

	R K	W R	I	O V	U V
	i i		T	V O	N O
	v s		E	E T	D T
	e t			R E	E E
	s l		I	S	R S
	e		N		
	r				
0001 01 GARDINER	72		2	0	64
0002 02 SMITH RIVER	13		0	0	19
0003 03 PIONEER	219		2	0	133
0004 04 HIGHLAND	207		4	0	129
0005 05 FOREST HILLS	236		0	0	164
0006 06 DEANS CREEK	69		2	0	64
0007 07 WINCHESTER BAY	98		1	0	59
0008 08 LOON LAKE	19		0	0	8
0009 09 EAST ELKTON	236		3	0	206
0010 10 ELKTON CITY	25		0	0	24
0011 11 DRAIN CITY	132		1	0	92
0012 12 NORTH DRAIN COUNTY	212		2	0	131
0013 13 YONCALLA COUNTY	274		5	0	204
0014 14 YONCALLA CITY	154		1	0	77
0015 15 OAKLAND CITY	124		0	0	110
0016 16 NORTH CALAPOOIA	306		2	0	277
0017 17 SUTHERLIN EAST	799		5	0	522
0018 18 SUTHERLIN WEST	427		5	0	272
0019 19 FAIR OAKS	315		8	0	249
0020 20 MELROSE SOUTH	250		4	0	237
0021 21 WILBUR	225		2	0	214
0022 22 COLES VALLEY	193		2	0	161
0023 23 GARDEN VALLEY	258		1	0	285
0024 24 LITTLE RIVER	458		2	0	462
0025 25 GLIDE	314		3	0	288
0026 26 CLARKS BRANCH	10		0	0	8
0027 27 DIXONVILLE	162		2	0	170
0028 28 MILL EAST	58		2	0	70
0029 29 WINCHESTER	501		5	0	373
0030 30 NEWTON CREEK	261		1	0	176
0031 31 MEADOWDALE	121		0	0	77
0032 32 RIDDLE COUNTY WEST	31		1	0	10
0033 33 SWEETBRIER	122		1	0	100
0034 34 CHARTER OAKS	140		0	0	122
0035 35 RIVERSDALE	316		4	0	309
0036 36 HUCREST	503		8	0	392
0037 37 KEASEY	475		3	0	338
0038 38 EDENBOWER	338		6	0	264
0039 39 DEER CREEK	167		1	0	131
0040 40 BENSON	195		3	0	118
0041 41 HAWTHORNE	278		3	0	199
0042 42 HERMANN	142		4	0	131
0043 43 LANE	152		3	0	115
0044 44 LAURELWOOD	121		0	0	87
0045 45 FAIRHAVEN	108		0	0	62
0046 46 BROWN	332		1	0	255
0047 47 ORCHARD	206		2	0	136
0048 48 WEST PARK	86		1	0	76

Judge of the Supreme Court, Position 4

STATEWIDE NONPARTISAN
Vote for 1

(CONTINUED FROM PREVIOUS PAGE)


	R K i i v s e t s l e r	W R I T E - I N	O V V O E T R E S	U V N O D T E E R S
0049 49 PARROTT	243	5	0	175
0050 50 HAPPY VALLEY	734	3	0	489
0051 51 GREEN	187	2	0	169
0052 52 CIVIL BEND	112	2	0	75
0053 53 WINSTON NO. 1	295	2	0	214
0054 54 WINSTON NO. 2	347	4	0	222
0055 55 DILLARD	172	0	0	157
0056 56 MELROSE	464	6	0	423
0057 57 LOOKINGGLASS	258	0	0	235
0058 58 OLALLA	274	3	0	214
0059 59 CAMAS VALLEY	90	1	0	87
0060 60 MYRTLE CREEK NO. 1	187	1	0	121
0061 61 MYRTLE CREEK NO. 2	237	5	0	148
0062 62 MYRTLE CREEK COUNTY	319	7	0	255
0063 63 TRI CITY	509	6	0	328
0064 64 RIDDLE CITY	112	2	0	75
0065 65 RIDDLE COUNTY EAST	144	2	0	114
0066 66 CANYONVILLE CITY	271	3	0	138
0067 67 CANYONVILLE COUNTY	136	1	0	89
0068 68 DAYS CREEK	121	1	0	106
0069 69 TILLER	81	0	0	59
0070 70 GLENDALE/AZALEA	273	5	0	225
0071 71 GLENDALE CITY	75	3	0	38
0072 72 GLENDALE COUNTY	10	0	0	11
CANDIDATE TOTALS	16111	172		12337
CANDIDATE PERCENT	98.94	1.05		

I certify the votes recorded on this abstract correctly
summarize the tally of votes cast at the election indicated.

Barbara E. Nielsen

Barbara E. Nielsen
Douglas County Clerk

June 04, 2010



Judge of the Court of Appeals, Position 3

STATEWIDE NONPARTISAN

Vote for 1

	D O a r r t l e e g e a n	W R I T E I N	O V V O E T R E S	U V N O D T E E R S
0001 01 GARDINER	73	1	0	64
0002 02 SMITH RIVER	13	0	0	19
0003 03 PIONEER	211	3	0	140
0004 04 HIGHLAND	200	3	0	137
0005 05 FOREST HILLS	239	0	0	161
0006 06 DEANS CREEK	68	2	0	65
0007 07 WINCHESTER BAY	105	1	0	52
0008 08 LOON LAKE	17	0	0	10
0009 09 EAST ELKTON	236	4	0	205
0010 10 ELKTON CITY	25	0	0	24
0011 11 DRAIN CITY	134	3	0	88
0012 12 NORTH DRAIN COUNTY	204	3	0	138
0013 13 YONCALLA COUNTY	276	4	0	203
0014 14 YONCALLA CITY	150	1	0	81
0015 15 OAKLAND CITY	124	0	0	110
0016 16 NORTH CALAPOOIA	306	2	0	277
0017 17 SUTHERLIN EAST	787	8	0	531
0018 18 SUTHERLIN WEST	420	9	0	275
0019 19 FAIR OAKS	319	5	0	248
0020 20 MELROSE SOUTH	245	7	0	239
0021 21 WILBUR	220	2	0	219
0022 22 COLES VALLEY	196	0	0	160
0023 23 GARDEN VALLEY	257	2	0	285
0024 24 LITTLE RIVER	457	3	0	462
0025 25 GLIDE	314	5	0	286
0026 26 CLARKS BRANCH	9	0	0	9
0027 27 DIXONVILLE	164	1	0	169
0028 28 MILL EAST	56	3	0	71
0029 29 WINCHESTER	498	6	0	375
0030 30 NEWTON CREEK	267	2	0	169
0031 31 MEADOWDALE	117	1	0	80
0032 32 RIDDLE COUNTY WEST	30	1	0	11
0033 33 SWEETBRIER	122	2	0	99
0034 34 CHARTER OAKS	140	0	0	122
0035 35 RIVERSDALE	311	1	0	317
0036 36 HUCREST	498	8	0	397
0037 37 KEASEY	476	3	0	337
0038 38 EDENBOWER	343	7	0	258
0039 39 DEER CREEK	170	2	0	127
0040 40 BENSON	196	3	0	117
0041 41 HAWTHORNE	284	3	0	193
0042 42 HERMANN	147	3	0	127
0043 43 LANE	155	3	0	112
0044 44 LAURELWOOD	121	0	0	87
0045 45 FAIRHAVEN	108	1	0	61
0046 46 BROWN	321	3	0	264
0047 47 ORCHARD	206	2	0	136
0048 48 WEST PARK	88	1	0	74

Judge of the Court of Appeals, Position 3


STATEWIDE NONPARTISAN

Vote for 1

(CONTINUED FROM PREVIOUS PAGE)


	D O a r r t l e e g e a n	W R I T E - I N	O V V O E T R E S	U V N O D T E E R S
0049 49 PARROTT	251	5	0	167
0050 50 HAPPY VALLEY	711	6	0	509
0051 51 GREEN	184	4	0	170
0052 52 CIVIL BEND	110	2	0	77
0053 53 WINSTON NO. 1	301	2	0	208
0054 54 WINSTON NO. 2	338	6	0	229
0055 55 DILLARD	170	1	0	158
0056 56 MELROSE	457	6	0	430
0057 57 LOOKINGGLASS	253	1	0	239
0058 58 OLALLA	269	5	0	217
0059 59 CAMAS VALLEY	90	1	0	87
0060 60 MYRTLE CREEK NO. 1	187	2	0	120
0061 61 MYRTLE CREEK NO. 2	237	2	0	151
0062 62 MYRTLE CREEK COUNTY	328	3	0	250
0063 63 TRI CITY	512	4	0	327
0064 64 RIDDLE CITY	115	2	0	72
0065 65 RIDDLE COUNTY EAST	140	1	0	119
0066 66 CANYONVILLE CITY	265	5	0	142
0067 67 CANYONVILLE COUNTY	135	2	0	89
0068 68 DAYS CREEK	124	0	0	104
0069 69 TILLER	79	0	0	61
0070 70 GLENDALE/AZALEA	263	7	0	233
0071 71 GLENDALE CITY	73	3	0	40
0072 72 GLENDALE COUNTY	10	0	0	11
CANDIDATE TOTALS	16025	194		12401
CANDIDATE PERCENT	98.80	1.19		

I certify the votes recorded on this abstract correctly
summarize the tally of votes cast at the election indicated.



Barbara E. Nielsen
Douglas County Clerk

June 04, 2010



Judge of the Court of Appeals, Position 7

STATEWIDE NONPARTISAN

Vote for 1

	R o b e r t m	W R I T E I N	O V O T E R S	U N D E R S
0001 01 GARDINER	67	1	0	70
0002 02 SMITH RIVER	11	0	0	21
0003 03 PIONEER	212	2	0	140
0004 04 HIGHLAND	195	4	0	141
0005 05 FOREST HILLS	230	0	0	170
0006 06 DEANS CREEK	66	2	0	67
0007 07 WINCHESTER BAY	100	1	0	57
0008 08 LOON LAKE	16	0	0	11
0009 09 EAST ELKTON	228	3	0	214
0010 10 ELKTON CITY	26	0	0	23
0011 11 DRAIN CITY	123	1	0	101
0012 12 NORTH DRAIN COUNTY	196	1	0	148
0013 13 YONCALLA COUNTY	264	4	0	215
0014 14 YONCALLA CITY	146	1	0	85
0015 15 OAKLAND CITY	122	0	0	112
0016 16 NORTH CALAPOOIA	293	5	0	287
0017 17 SUTHERLIN EAST	768	5	0	553
0018 18 SUTHERLIN WEST	407	8	1	288
0019 19 FAIR OAKS	305	7	0	260
0020 20 MELROSE SOUTH	240	4	0	247
0021 21 WILBUR	207	1	0	233
0022 22 COLES VALLEY	186	0	0	170
0023 23 GARDEN VALLEY	252	1	0	291
0024 24 LITTLE RIVER	439	3	0	480
0025 25 GLIDE	307	2	0	296
0026 26 CLARKS BRANCH	10	0	0	8
0027 27 DIXONVILLE	159	1	0	174
0028 28 MILL EAST	58	2	0	70
0029 29 WINCHESTER	488	5	0	386
0030 30 NEWTON CREEK	265	2	0	171
0031 31 MEADOWDALE	118	0	0	80
0032 32 RIDDLE COUNTY WEST	30	1	0	11
0033 33 SWEETBRIER	124	1	0	98
0034 34 CHARTER OAKS	134	0	0	128
0035 35 RIVERSDALE	303	2	0	324
0036 36 HUCREST	492	7	0	404
0037 37 KEASEY	463	3	0	350
0038 38 EDENBOWER	320	5	0	283
0039 39 DEER CREEK	164	2	0	133
0040 40 BENSON	185	3	0	128
0041 41 HAWTHORNE	268	3	0	209
0042 42 HERMANN	141	2	0	134
0043 43 LANE	148	3	0	119
0044 44 LAURELWOOD	118	0	0	90
0045 45 FAIRHAVEN	104	0	0	66
0046 46 BROWN	318	2	0	268
0047 47 ORCHARD	198	2	0	144
0048 48 WEST PARK	86	1	0	76

Judge of the Court of Appeals, Position 7

STATEWIDE NONPARTISAN
Vote for 1


	RW o o b l e l r h t e i m	W R I T E I N	OV VO ET RE S	UV NO DT EE RS
(CONTINUED FROM PREVIOUS PAGE)				
0049 49 PARROTT	244	2	0	177
0050 50 HAPPY VALLEY	702	3	0	521
0051 51 GREEN	176	4	0	178
0052 52 CIVIL BEND	104	2	0	83
0053 53 WINSTON NO. 1	283	1	0	227
0054 54 WINSTON NO. 2	340	5	0	228
0055 55 DILLARD	163	1	0	165
0056 56 MELROSE	454	5	0	434
0057 57 LOOKINGGLASS	243	1	0	249
0058 58 OLALLA	263	4	0	224
0059 59 CAMAS VALLEY	88	2	0	88
0060 60 MYRTLE CREEK NO. 1	187	1	0	121
0061 61 MYRTLE CREEK NO. 2	234	1	0	155
0062 62 MYRTLE CREEK COUNTY	308	3	0	270
0063 63 TRI CITY	504	3	0	336
0064 64 RIDDLE CITY	113	1	0	75
0065 65 RIDDLE COUNTY EAST	142	2	0	116
0066 66 CANYONVILLE CITY	262	3	0	147
0067 67 CANYONVILLE COUNTY	137	0	0	89
0068 68 DAYS CREEK	115	1	0	112
0069 69 TILLER	74	0	0	66
0070 70 GLENDALE/AZALEA	263	5	0	235
0071 71 GLENDALE CITY	71	3	0	42
0072 72 GLENDALE COUNTY	10	0	0	11
CANDIDATE TOTALS	15580	156	1	12883
CANDIDATE PERCENT	99.00	.99		

I certify the votes recorded on this abstract correctly
summarize the tally of votes cast at the election indicated.

Barbara E. Nielsen

Barbara E. Nielsen
Douglas County Clerk

June 04, 2010



Judge of the Circuit Court, 16th Distric

CIRCUIT COURT DISTRICT 16

Vote for 1

	A	M	S	W	M	W	R	I	T	O	V	U	V
	n	a	i	i	a	r							
	n	r	m	i	h		E			V	O	N	O
	e	o		a	a					E	T	D	T
	n	s		m	l		I			R	E	E	E
	s			l			N			S		R	S
0001 01 GARDINER	46					51			0		0		41
0002 02 SMITH RIVER	11					8			0		0		13
0003 03 PIONEER	143					132			0		0		79
0004 04 HIGHLAND	151					111			1		0		77
0005 05 FOREST HILLS	170					156			0		0		74
0006 06 DEANS CREEK	55					53			0		0		27
0007 07 WINCHESTER BAY	74					58			0		0		26
0008 08 LOON LAKE	9					11			0		0		7
0009 09 EAST ELKTON	152					219			0		0		74
0010 10 ELKTON CITY	12					26			0		0		11
0011 11 DRAIN CITY	76					109			1		0		39
0012 12 NORTH DRAIN COUNTY	107					148			0		0		90
0013 13 YONCALLA COUNTY	148					251			1		0		83
0014 14 YONCALLA CITY	81					115			0		0		36
0015 15 OAKLAND CITY	87					105			0		0		42
0016 16 NORTH CALAPOOIA	202					271			1		0		111
0017 17 SUTHERLIN EAST	488					617			0		0		221
0018 18 SUTHERLIN WEST	257					333			0		0		114
0019 19 FAIR OAKS	195					277			1		0		99
0020 20 MELROSE SOUTH	193					237			0		0		61
0021 21 WILBUR	164					232			0		0		45
0022 22 COLES VALLEY	132					181			0		0		43
0023 23 GARDEN VALLEY	171					270			0		0		103
0024 24 LITTLE RIVER	303					433			1		1		184
0025 25 GLIDE	216					270			1		0		118
0026 26 CLARKS BRANCH	5					10			0		0		3
0027 27 DIXONVILLE	117					158			0		0		59
0028 28 MILL EAST	39					64			0		0		27
0029 29 WINCHESTER	346					419			1		0		113
0030 30 NEWTON CREEK	189					198			0		0		51
0031 31 MEADOWDALE	78					102			0		0		18
0032 32 RIDDLE COUNTY WEST	14					25			0		0		3
0033 33 SWEETBRIER	91					98			0		0		34
0034 34 CHARTER OAKS	107					116			0		0		39
0035 35 RIVERSDALE	200					363			1		0		65
0036 36 HUCREST	375					433			2		1		92
0037 37 KEASEY	340					382			2		0		92
0038 38 EDENBOWER	254					271			0		0		83
0039 39 DEER CREEK	140					127			1		0		31
0040 40 BENSON	159					121			3		0		33
0041 41 HAWTHORNE	227					206			1		0		46
0042 42 HERMANN	108					118			1		0		50
0043 43 LANE	129					109			1		0		31
0044 44 LAURELWOOD	88					98			0		0		22
0045 45 FAIRHAVEN	60					82			0		0		28
0046 46 BROWN	244					275			1		0		68
0047 47 ORCHARD	144					170			1		0		29
0048 48 WEST PARK	62					71			0		0		30

Judge of the Circuit Court, 16th District

CIRCUIT COURT DISTRICT 16

Vote for 1

(CONTINUED FROM PREVIOUS PAGE)

	AMS	WM	W			
	na	ia	R			
	rm	lr	I			
	im	ls	T	OV	UV	
	eo	ih	E	VO	NO	
	n	aa		ET	DT	
	s	ml	I	RE	EE	
		l	N	S	RS	
0049 49 PARROTT	150	212	2	0	59	
0050 50 HAPPY VALLEY	505	526	0	0	195	
0051 51 GREEN	108	185	1	0	64	
0052 52 CIVIL BEND	69	97	0	0	23	
0053 53 WINSTON NO. 1	195	237	0	0	79	
0054 54 WINSTON NO. 2	200	278	4	0	91	
0055 55 DILLARD	110	163	0	0	56	
0056 56 MELROSE	324	438	1	0	130	
0057 57 LOOKINGGLASS	190	217	0	0	86	
0058 58 OLALLA	172	222	0	0	97	
0059 59 CAMAS VALLEY	58	75	1	0	44	
0060 60 MYRTLE CREEK NO. 1	107	152	0	0	50	
0061 61 MYRTLE CREEK NO. 2	139	202	1	0	48	
0062 62 MYRTLE CREEK COUNTY	199	282	2	0	98	
0063 63 TRI CITY	297	384	1	0	161	
0064 64 RIDDLE CITY	70	86	0	0	33	
0065 65 RIDDLE COUNTY EAST	80	128	0	0	52	
0066 66 CANYONVILLE CITY	159	198	0	0	55	
0067 67 CANYONVILLE COUNTY	87	112	0	0	27	
0068 68 DAYS CREEK	73	114	1	0	40	
0069 69 TILLER	40	70	0	0	30	
0070 70 GLENDALE/AZALEA	152	241	2	0	108	
0071 71 GLENDALE CITY	54	44	0	0	18	
0072 72 GLENDALE COUNTY	2	14	0	0	5	
CANDIDATE TOTALS	10699	13367	38	2	4514	
CANDIDATE PERCENT	44.38	55.45	.15			

I certify the votes recorded on this abstract correctly
summarize the tally of votes cast at the election indicated.

Barbara E. Nielsen

Barbara E. Nielsen
Douglas County Clerk

June 04, 2010



Judge of the Circuit Court, 16th District

CIRCUIT COURT DISTRICT 16

Vote for 1

	R a n d y s o n	G a r d i n e r	W i n c h e s t e r	I n d e p e n d e n t	O v e r l a p i n g	U n c o n f i r m e d
0001 01 GARDINER	72	1	0	65		
0002 02 SMITH RIVER	15	0	0	17		
0003 03 PIONEER	217	3	0	134		
0004 04 HIGHLAND	200	4	0	136		
0005 05 FOREST HILLS	246	0	0	154		
0006 06 DEANS CREEK	77	4	0	54		
0007 07 WINCHESTER BAY	99	1	0	58		
0008 08 LOON LAKE	14	0	0	13		
0009 09 EAST ELKTON	283	2	0	160		
0010 10 ELKTON CITY	30	0	0	19		
0011 11 DRAIN CITY	143	1	0	81		
0012 12 NORTH DRAIN COUNTY	214	2	0	129		
0013 13 YONCALLA COUNTY	316	4	0	163		
0014 14 YONCALLA CITY	163	2	0	67		
0015 15 OAKLAND CITY	152	0	0	82		
0016 16 NORTH CALAPOOIA	369	4	0	212		
0017 17 SUTHERLIN EAST	885	10	0	431		
0018 18 SUTHERLIN WEST	478	7	0	219		
0019 19 FAIR OAKS	360	11	0	201		
0020 20 MELROSE SOUTH	326	4	0	161		
0021 21 WILBUR	308	1	0	132		
0022 22 COLES VALLEY	245	0	0	111		
0023 23 GARDEN VALLEY	349	4	0	191		
0024 24 LITTLE RIVER	579	4	0	339		
0025 25 GLIDE	356	3	0	246		
0026 26 CLARKS BRANCH	11	0	0	7		
0027 27 DIXONVILLE	212	0	0	122		
0028 28 MILL EAST	83	0	0	47		
0029 29 WINCHESTER	631	4	0	244		
0030 30 NEWTON CREEK	318	4	0	116		
0031 31 MEADOWDALE	147	2	0	49		
0032 32 RIDDLE COUNTY WEST	32	1	0	9		
0033 33 SWEETBRIER	160	1	0	62		
0034 34 CHARTER OAKS	185	1	0	76		
0035 35 RIVERSDALE	413	3	0	213		
0036 36 HUCREST	616	6	0	281		
0037 37 KEASEY	591	6	0	219		
0038 38 EDENBOWER	422	7	0	179		
0039 39 DEER CREEK	200	3	0	96		
0040 40 BENSON	223	4	0	89		
0041 41 HAWTHORNE	328	8	0	144		
0042 42 HERMANN	181	3	0	93		
0043 43 LANE	179	2	0	89		
0044 44 LAURELWOOD	163	2	0	43		
0045 45 FAIRHAVEN	127	0	0	43		
0046 46 BROWN	409	2	0	177		
0047 47 ORCHARD	250	3	0	91		
0048 48 WEST PARK	102	1	0	60		

Judge of the Circuit Court, 16th District

CIRCUIT COURT DISTRICT 16

Vote for 1

(CONTINUED FROM PREVIOUS PAGE)


	R a n d r y s o n	G a n r d r y s o n	W R I T E I N	O V V O E T R E S	U V N O D T E E R S
0049 49 PARROTT	281		5	0	137
0050 50 HAPPY VALLEY	831		7	0	388
0051 51 GREEN	227		1	0	130
0052 52 CIVIL BEND	129		4	0	56
0053 53 WINSTON NO. 1	336		3	0	172
0054 54 WINSTON NO. 2	396		6	0	171
0055 55 DILLARD	195		1	0	133
0056 56 MELROSE	577		10	0	306
0057 57 LOOKINGGLASS	309		3	0	181
0058 58 OLALLA	299		3	0	189
0059 59 CAMAS VALLEY	107		1	0	70
0060 60 MYRTLE CREEK NO. 1	216		2	0	91
0061 61 MYRTLE CREEK NO. 2	273		3	0	114
0062 62 MYRTLE CREEK COUNTY	375		3	0	203
0063 63 TRI CITY	577		1	0	265
0064 64 RIDDLE CITY	129		3	0	57
0065 65 RIDDLE COUNTY EAST	158		2	0	100
0066 66 CANYONVILLE CITY	294		3	0	115
0067 67 CANYONVILLE COUNTY	154		1	0	71
0068 68 DAYS CREEK	143		0	0	85
0069 69 TILLER	86		0	0	54
0070 70 GLENDALE/AZALEA	298		11	0	194
0071 71 GLENDALE CITY	75		2	0	39
0072 72 GLENDALE COUNTY	8		3	0	10
CANDIDATE TOTALS	18952		213		9455
CANDIDATE PERCENT	98.88		1.11		

I certify the votes recorded on this abstract correctly
summarize the tally of votes cast at the election indicated.

Barbara E. Nielsen

Barbara E. Nielsen
Douglas County Clerk

June 04, 2010



FINAL OFFICIAL RESULTS

Douglas County, Oregon
Primary Election
May 18, 2010

OFFICIAL ABSTRACT OF VOTES

REPORT-EL111 PAGE 0001

County Assessor

Vote for 1

	W R I S A T O V U V T B P u c E V O N O o a s r - n g a e y e n e I N E T R E D T E E R S				
0001 01 GARDINER	65	42	0	0	31
0002 02 SMITH RIVER	12	13	0	0	7
0003 03 PIONEER	156	130	0	0	68
0004 04 HIGHLAND	145	126	0	0	69
0005 05 FOREST HILLS	155	167	0	0	78
0006 06 DEANS CREEK	76	38	2	0	19
0007 07 WINCHESTER BAY	72	60	0	0	26
0008 08 LOON LAKE	13	9	0	0	5
0009 09 EAST ELKTON	168	213	0	0	64
0010 10 ELKTON CITY	24	17	0	0	8
0011 11 DRAIN CITY	97	80	0	0	48
0012 12 NORTH DRAIN COUNTY	155	122	0	0	68
0013 13 YONCALLA COUNTY	242	180	6	0	55
0014 14 YONCALLA CITY	119	85	0	0	28
0015 15 OAKLAND CITY	95	105	0	0	34
0016 16 NORTH CALAPOOIA	237	262	2	0	84
0017 17 SUTHERLIN EAST	508	662	1	0	155
0018 18 SUTHERLIN WEST	295	310	3	1	95
0019 19 FAIR OAKS	240	240	3	0	89
0020 20 MELROSE SOUTH	183	266	0	0	42
0021 21 WILBUR	172	233	1	1	34
0022 22 COLES VALLEY	136	176	0	0	44
0023 23 GARDEN VALLEY	202	269	2	0	71
0024 24 LITTLE RIVER	393	436	3	0	90
0025 25 GLIDE	240	299	2	0	64
0026 26 CLARKS BRANCH	9	9	0	0	0
0027 27 DIXONVILLE	138	165	0	0	31
0028 28 MILL EAST	47	70	0	0	13
0029 29 WINCHESTER	319	470	3	0	87
0030 30 NEWTON CREEK	160	232	4	0	42
0031 31 MEADOWDALE	88	91	1	0	18
0032 32 RIDDLE COUNTY WEST	24	14	0	0	4
0033 33 SWEETBRIER	91	111	0	0	21
0034 34 CHARTER OAKS	90	150	1	0	21
0035 35 RIVERSDALE	244	309	3	0	73
0036 36 HUCREST	321	502	1	0	79
0037 37 KEASEY	326	415	1	0	74
0038 38 EDENBOWER	228	308	1	0	71
0039 39 DEER CREEK	102	158	2	0	37
0040 40 BENSON	122	160	3	0	31
0041 41 HAWTHORNE	160	261	4	0	55
0042 42 HERMANN	103	133	1	0	40
0043 43 LANE	110	127	3	0	30
0044 44 LAURELWOOD	65	124	1	0	18
0045 45 FAIRHAVEN	60	84	1	0	25
0046 46 BROWN	193	321	1	0	73
0047 47 ORCHARD	133	184	0	0	27
0048 48 WEST PARK	55	87	2	0	19
0049 49 PARROTT	204	168	3	0	48

County Assessor

Vote for 1

(CONTINUED FROM PREVIOUS PAGE)


	T o n y	B a g e	P u c s r a e n e	W R I T E - I N	O V O V O E T R E S	U V N O D T E E R S
0050 50 HAPPY VALLEY	507	575		2	1	141
0051 51 GREEN	147	161		1	0	49
0052 52 CIVIL BEND	73	97		2	0	17
0053 53 WINSTON NO. 1	201	248		2	0	60
0054 54 WINSTON NO. 2	229	264		4	0	76
0055 55 DILLARD	150	138		2	0	39
0056 56 MELROSE	340	448		2	0	103
0057 57 LOOKINGGLASS	178	239		1	0	75
0058 58 OLALLA	201	208		5	0	77
0059 59 CAMAS VALLEY	74	73		1	0	30
0060 60 MYRTLE CREEK NO. 1	131	136		0	0	42
0061 61 MYRTLE CREEK NO. 2	160	170		2	0	58
0062 62 MYRTLE CREEK COUNTY	282	227		3	1	68
0063 63 TRI CITY	325	385		2	0	131
0064 64 RIDDLE CITY	81	82		1	0	25
0065 65 RIDDLE COUNTY EAST	109	104		0	0	47
0066 66 CANYONVILLE CITY	173	182		1	0	56
0067 67 CANYONVILLE COUNTY	111	95		0	0	20
0068 68 DAYS CREEK	109	91		0	0	28
0069 69 TILLER	57	57		0	0	26
0070 70 GLENDALE/AZALEA	227	171		3	0	102
0071 71 GLENDALE CITY	39	61		0	0	16
0072 72 GLENDALE COUNTY	11	7		0	0	3
CANDIDATE TOTALS	11507	13412		95	4	3602
CANDIDATE PERCENT	46.00	53.61		.37		

I certify the votes recorded on this abstract correctly
summarize the tally of votes cast at the election indicated.

Barbara E. Nielsen

Barbara E. Nielsen
Douglas County Clerk

June 04, 2010



County Commissioner, Position No. 2

Vote for 1

	G (G e J i r e n a r d l r l J L d y e M M W o a) s o u R e u p n i I r e t r T a r e h E n g e c e r d I e r d N -----					
				O V V O E T R E S	U V N O D T E E R S -----	
0001 01 GARDINER	42	21	28	0	0	47
0002 02 SMITH RIVER	15	9	5	0	0	3
0003 03 PIONEER	95	89	66	3	0	101
0004 04 HIGHLAND	103	75	79	0	0	83
0005 05 FOREST HILLS	139	69	102	0	3	87
0006 06 DEANS CREEK	39	33	28	1	0	34
0007 07 WINCHESTER BAY	56	36	32	0	0	34
0008 08 LOON LAKE	7	6	8	0	0	6
0009 09 EAST ELKTON	195	85	98	2	0	65
0010 10 ELKTON CITY	18	7	17	0	0	7
0011 11 DRAIN CITY	80	60	44	1	0	40
0012 12 NORTH DRAIN COUNTY	76	108	99	2	0	60
0013 13 YONCALLA COUNTY	148	164	114	4	2	51
0014 14 YONCALLA CITY	58	79	76	0	0	19
0015 15 OAKLAND CITY	99	32	80	2	0	21
0016 16 NORTH CALAPOOIA	256	116	168	2	0	43
0017 17 SUTHERLIN EAST	572	244	327	2	0	181
0018 18 SUTHERLIN WEST	331	177	140	0	0	56
0019 19 FAIR OAKS	269	115	135	3	0	50
0020 20 MELROSE SOUTH	323	70	64	2	1	31
0021 21 WILBUR	302	85	40	0	1	13
0022 22 COLES VALLEY	183	116	44	1	0	12
0023 23 GARDEN VALLEY	322	118	56	1	0	47
0024 24 LITTLE RIVER	497	199	117	2	2	105
0025 25 GLIDE	336	101	96	1	0	71
0026 26 CLARKS BRANCH	12	2	3	0	0	1
0027 27 DIXONVILLE	201	77	30	0	0	26
0028 28 MILL EAST	75	29	11	0	0	15
0029 29 WINCHESTER	560	158	113	0	1	47
0030 30 NEWTON CREEK	268	69	70	1	1	29
0031 31 MEADOWDALE	102	44	29	0	0	23
0032 32 RIDDLE COUNTY WEST	24	6	7	0	0	5
0033 33 SWEETBRIER	130	38	33	0	0	22
0034 34 CHARTER OAKS	157	51	31	0	1	22
0035 35 RIVERSDALE	379	139	67	1	0	43
0036 36 HUCREST	616	119	119	0	0	49
0037 37 KEASEY	524	117	121	1	1	52
0038 38 EDENBOWER	371	100	102	1	0	34
0039 39 DEER CREEK	185	52	44	1	0	17
0040 40 BENSON	205	50	45	2	0	14
0041 41 HAWTHORNE	329	70	52	1	0	28
0042 42 HERMANN	154	51	53	0	0	19
0043 43 LANE	133	51	58	1	0	27
0044 44 LAURELWOOD	146	30	25	0	0	7

County Commissioner, Position No. 2

Vote for 1

G (G
e J i
r e n
a r d
l r l
J L d y e M M W
o a) s o u R
e u p n i I
r e t r T O V U V
a r e h E V O N O
n g e - E T D T
c e r a I R E D E
e r d N S E E
S

(CONTINUED FROM PREVIOUS PAGE)


0045 45 FAIRHAVEN	112	21	20	0	0	17
0046 46 BROWN	377	93	78	1	0	39
0047 47 ORCHARD	224	61	40	0	0	19
0048 48 WEST PARK	99	35	20	0	0	9
0049 49 PARROTT	237	81	80	2	0	23
0050 50 HAPPY VALLEY	668	228	224	0	3	103
0051 51 GREEN	205	56	68	0	0	29
0052 52 CIVIL BEND	104	37	32	1	0	15
0053 53 WINSTON NO. 1	289	84	97	0	1	40
0054 54 WINSTON NO. 2	324	101	98	2	1	47
0055 55 DILLARD	197	55	63	0	0	14
0056 56 MELROSE	557	185	98	4	0	49
0057 57 LOOKINGGLASS	276	104	67	4	0	42
0058 58 OLALLA	257	93	92	1	0	48
0059 59 CAMAS VALLEY	79	45	36	1	0	17
0060 60 MYRTLE CREEK NO. 1	168	48	58	0	2	33
0061 61 MYRTLE CREEK NO. 2	204	68	76	1	0	41
0062 62 MYRTLE CREEK COUNTY	282	142	94	0	0	63
0063 63 TRI CITY	428	154	170	2	2	87
0064 64 RIDDLE CITY	100	28	41	0	0	20
0065 65 RIDDLE COUNTY EAST	144	43	37	0	0	36
0066 66 CANYONVILLE CITY	224	73	64	0	0	51
0067 67 CANYONVILLE COUNTY	119	42	43	0	0	22
0068 68 DAYS CREEK	145	38	29	1	0	15
0069 69 TILLER	79	24	22	1	0	14
0070 70 GLENDALE/AZALEA	203	118	82	4	0	96
0071 71 GLENDALE CITY	49	21	25	0	0	21
0072 72 GLENDALE COUNTY	11	1	6	0	0	3
CANDIDATE TOTALS	15293	5546	4936	63	22	2760
CANDIDATE PERCENT	59.18	21.46	19.10	.24		

I certify the votes recorded on this abstract correctly
summarize the tally of votes cast at the election indicated.

Barbara E. Nielsen

Barbara E. Nielsen
Douglas County Clerk

June 04, 2010



Drain Justice of the Peace

Vote for 1


	W R G T u r I s u T s m E e p l I l N	O V V O E T R E S	U V N O D T E E R S
0009 09 EAST ELKTON	300	4	0 141
0010 10 ELKTON CITY	38	0	0 11
0011 11 DRAIN CITY	191	6	0 28
0012 12 NORTH DRAIN COUNTY	256	13	0 76
0013 13 YONCALLA COUNTY	353	6	0 124
0014 14 YONCALLA CITY	185	7	0 40
CANDIDATE TOTALS	1323	36	420
CANDIDATE PERCENT	97.35	2.64	

I certify the votes recorded on this abstract correctly
summarize the tally of votes cast at the election indicated.

Barbara E. Nielsen

Barbara E. Nielsen
Douglas County Clerk

June 04, 2010



FINAL OFFICIAL RESULTS

Douglas County, Oregon
Primary Election
May 18, 2010

OFFICIAL ABSTRACT OF VOTES

REPORT-EL111

PAGE 0001

Measure 68

Vote for 1

	Y	O V V O E T N e s	U V N O D T R E E E S R S
--	---	----------------------------------	--

0001 01 GARDINER	56	68	0	14
0002 02 SMITH RIVER	19	10	0	3
0003 03 PIONEER	191	121	0	42
0004 04 HIGHLAND	181	123	0	36
0005 05 FOREST HILLS	225	146	0	29
0006 06 DEANS CREEK	57	63	0	15
0007 07 WINCHESTER BAY	91	52	0	15
0008 08 LOON LAKE	13	11	0	3
0009 09 EAST ELKTON	229	177	0	39
0010 10 ELKTON CITY	31	12	0	6
0011 11 DRAIN CITY	112	95	0	18
0012 12 NORTH DRAIN COUNTY	174	138	0	33
0013 13 YONCALLA COUNTY	210	236	1	36
0014 14 YONCALLA CITY	120	92	0	20
0015 15 OAKLAND CITY	129	81	0	24
0016 16 NORTH CALAPOOIA	290	238	0	57
0017 17 SUTHERLIN EAST	699	510	0	117
0018 18 SUTHERLIN WEST	341	310	0	53
0019 19 FAIR OAKS	262	253	1	56
0020 20 MELROSE SOUTH	236	199	0	56
0021 21 WILBUR	245	165	0	31
0022 22 COLES VALLEY	184	148	0	24
0023 23 GARDEN VALLEY	252	220	0	72
0024 24 LITTLE RIVER	414	426	0	82
0025 25 GLIDE	317	230	0	58
0026 26 CLARKS BRANCH	7	10	0	1
0027 27 DIXONVILLE	152	141	0	41
0028 28 MILL EAST	57	54	0	19
0029 29 WINCHESTER	422	371	0	86
0030 30 NEWTON CREEK	204	172	0	62
0031 31 MEADOWDALE	102	83	0	13
0032 32 RIDDLE COUNTY WEST	22	17	0	3
0033 33 SWEETBRIER	109	90	0	24
0034 34 CHARTER OAKS	129	94	0	39
0035 35 RIVERSDALE	314	254	0	61
0036 36 HUCREST	497	304	0	102
0037 37 KEASEY	447	268	0	101
0038 38 EDENBOWER	285	243	0	80
0039 39 DEER CREEK	163	102	0	34
0040 40 BENSON	189	101	0	26
0041 41 HAWTHORNE	286	147	0	47
0042 42 HERMANN	161	88	0	28
0043 43 LANE	131	92	0	47
0044 44 LAURELWOOD	119	60	0	29
0045 45 FAIRHAVEN	98	43	0	29
0046 46 BROWN	311	206	0	71
0047 47 ORCHARD	194	107	0	43
0048 48 WEST PARK	90	57	0	16
0049 49 PARROTT	174	218	0	31
0050 50 HAPPY VALLEY	594	506	1	125
0051 51 GREEN	189	137	0	32
0052 52 CIVIL BEND	94	84	0	11

Measure 68

Vote for 1


	Y e s	N o	O V V O E T R E S	U V N O D T E E R S
(CONTINUED FROM PREVIOUS PAGE)				
0053 53 WINSTON NO. 1	279	183	0	49
0054 54 WINSTON NO. 2	263	257	0	53
0055 55 DILLARD	140	149	0	40
0056 56 MELROSE	396	402	0	95
0057 57 LOOKINGGLASS	212	226	0	55
0058 58 OLALLA	205	219	0	67
0059 59 CAMAS VALLEY	63	98	0	17
0060 60 MYRTLE CREEK NO. 1	148	126	0	35
0061 61 MYRTLE CREEK NO. 2	184	163	0	43
0062 62 MYRTLE CREEK COUNTY	258	275	0	48
0063 63 TRI CITY	407	338	1	97
0064 64 RIDDLE CITY	111	60	0	18
0065 65 RIDDLE COUNTY EAST	126	100	0	34
0066 66 CANYONVILLE CITY	196	153	0	63
0067 67 CANYONVILLE COUNTY	114	93	0	19
0068 68 DAYS CREEK	104	96	1	27
0069 69 TILLER	62	67	0	11
0070 70 GLENDALE/AZALEA	241	217	0	45
0071 71 GLENDALE CITY	64	44	0	8
0072 72 GLENDALE COUNTY	4	13	0	4
CANDIDATE TOTALS	14195	11452	5	2968
CANDIDATE PERCENT	55.34	44.65		

I certify the votes recorded on this abstract correctly
summarize the tally of votes cast at the election indicated.

Barbara E. Nielsen

Barbara E. Nielsen
Douglas County Clerk

June 04, 2010



Measure 69

Vote for 1

	Y	O V	U V	
	e	V O	N O	
	s	E T	D T	
	N	R E	E E	
	o	S	R S	
0001 01 GARDINER	60	62	0	16
0002 02 SMITH RIVER	16	11	0	5
0003 03 PIONEER	205	106	0	43
0004 04 HIGHLAND	191	108	0	41
0005 05 FOREST HILLS	221	144	1	34
0006 06 DEANS CREEK	61	57	0	17
0007 07 WINCHESTER BAY	90	53	0	15
0008 08 LOON LAKE	21	5	0	1
0009 09 EAST ELKTON	249	151	0	45
0010 10 ELKTON CITY	29	14	0	6
0011 11 DRAIN CITY	113	91	0	21
0012 12 NORTH DRAIN COUNTY	195	126	0	24
0013 13 YONCALLA COUNTY	249	201	0	33
0014 14 YONCALLA CITY	126	83	0	23
0015 15 OAKLAND CITY	131	76	0	27
0016 16 NORTH CALAPOOIA	306	224	0	55
0017 17 SUTHERLIN EAST	786	430	0	110
0018 18 SUTHERLIN WEST	366	286	0	52
0019 19 FAIR OAKS	294	221	0	57
0020 20 MELROSE SOUTH	268	170	0	53
0021 21 WILBUR	262	149	0	30
0022 22 COLES VALLEY	196	133	0	27
0023 23 GARDEN VALLEY	278	191	0	75
0024 24 LITTLE RIVER	468	365	0	89
0025 25 GLIDE	323	221	0	61
0026 26 CLARKS BRANCH	7	10	0	1
0027 27 DIXONVILLE	150	143	0	41
0028 28 MILL EAST	61	49	1	19
0029 29 WINCHESTER	477	316	0	86
0030 30 NEWTON CREEK	223	152	0	63
0031 31 MEADOWDALE	123	64	0	11
0032 32 RIDDLE COUNTY WEST	27	13	0	2
0033 33 SWEETBRIER	118	79	0	26
0034 34 CHARTER OAKS	160	69	0	33
0035 35 RIVERSDALE	339	228	0	62
0036 36 HUCREST	529	257	0	117
0037 37 KEASEY	497	227	0	92
0038 38 EDENBOWER	310	222	0	76
0039 39 DEER CREEK	183	83	0	33
0040 40 BENSON	193	97	0	26
0041 41 HAWTHORNE	303	124	0	53
0042 42 HERMANN	168	82	0	27
0043 43 LANE	128	98	0	44
0044 44 LAURELWOOD	137	44	0	27
0045 45 FAIRHAVEN	107	35	0	28
0046 46 BROWN	353	172	0	63
0047 47 ORCHARD	215	85	0	44
0048 48 WEST PARK	83	62	0	18
0049 49 PARROTT	194	194	0	35
0050 50 HAPPY VALLEY	669	440	0	117
0051 51 GREEN	202	120	0	36
0052 52 CIVIL BEND	103	72	0	14

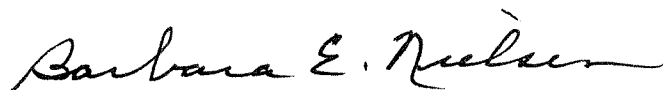
Measure 69

Vote for 1

(CONTINUED FROM PREVIOUS PAGE)


	Y e s	N o	O V V O E T R E S	U V N O D T E E R S
0053 53 WINSTON NO. 1	286	174	0	51
0054 54 WINSTON NO. 2	295	223	0	55
0055 55 DILLARD	161	130	0	38
0056 56 MELROSE	434	357	0	102
0057 57 LOOKINGGLASS	229	207	0	57
0058 58 OLALLA	233	197	0	61
0059 59 CAMAS VALLEY	77	86	0	15
0060 60 MYRTLE CREEK NO. 1	162	111	0	36
0061 61 MYRTLE CREEK NO. 2	204	139	0	47
0062 62 MYRTLE CREEK COUNTY	279	253	0	49
0063 63 TRI CITY	416	320	0	107
0064 64 RIDDLE CITY	101	71	0	17
0065 65 RIDDLE COUNTY EAST	132	95	0	33
0066 66 CANYONVILLE CITY	208	146	0	58
0067 67 CANYONVILLE COUNTY	124	84	1	17
0068 68 DAYS CREEK	108	89	0	31
0069 69 TILLER	68	59	0	13
0070 70 GLENDALE/AZALEA	260	203	0	40
0071 71 GLENDALE CITY	62	46	0	8
0072 72 GLENDALE COUNTY	5	12	0	4
CANDIDATE TOTALS	15407	10217	3	2993
CANDIDATE PERCENT	60.12	39.87		

I certify the votes recorded on this abstract correctly
summarize the tally of votes cast at the election indicated.



Barbara E. Nielsen
Douglas County Clerk

June 04, 2010



Measure 10-106 LOOKINGGLASS RURAL FIRE DISTRICT

Vote for 1


	Y e s	N o	O V V O E T R E S	U V N O D T E E R S
0020 20 MELROSE SOUTH	61	24	0	2
0048 48 WEST PARK	7	2	0	0
0051 51 GREEN	74	17	0	5
0057 57 LOOKINGGLASS	301	147	0	22
CANDIDATE TOTALS	443	190		29
CANDIDATE PERCENT	69.98	30.01		

I certify the votes recorded on this abstract correctly
summarize the tally of votes cast at the election indicated.

Barbara E. Nielsen

Barbara E. Nielsen
Douglas County Clerk

June 04, 2010



Measure 10-104 ELKTON ESTATES PHASE II ROAD DISTRICT

Vote for 1


	Y e s	N o	OV VO ET RES	UV NO DT EES RS
0009 09 EAST ELKTON	13	2	0	0
CANDIDATE TOTALS	13	2		
CANDIDATE PERCENT	86.66	13.33		

I certify the votes recorded on this abstract correctly
summarize the tally of votes cast at the election indicated.

Barbara E. Nielsen

Barbara E. Nielsen
Douglas County Clerk

June 04, 2010



Measure 10-105 GLIDE RURAL FIRE DISTRICT

Vote for 1

	Y e s	N o	O V V O E T R E S	U V N O D T E E R S
0024 24 LITTLE RIVER	356	424	0	20
0025 25 GLIDE	243	242	0	13
0028 28 MILL EAST	2	6	0	1
CANDIDATE TOTALS	601	672		34
CANDIDATE PERCENT	47.21	52.78		

I certify the votes recorded on this abstract correctly
summarize the tally of votes cast at the election indicated.

Barbara E. Nielsen

Barbara E. Nielsen
Douglas County Clerk

June 04, 2010

