

SUMMARY REPORT

Deschutes County, Oregon
Primary Election
May 18, 2010
STATISTICS

Official Results

Run Date:06/02/10 10:06 AM

Report EL45


Page 001


VOTES PERCENT

PRECINCTS COUNTED (OF 52)	52	100.00
REGISTERED VOTERS - TOTAL	88,551	
REGISTERED VOTERS - DEMOCRAT	30,818	34.80
REGISTERED VOTERS - REPUBLICAN	34,147	38.56
REGISTERED VOTERS - NONPARTISAN	23,586	26.64
BALLOTS CAST - TOTAL	40,522	
BALLOTS CAST - DEMOCRAT	14,681	36.23
BALLOTS CAST - REPUBLICAN	18,396	45.40
BALLOTS CAST - NONPARTISAN	7,445	18.37
VOTER TURNOUT - TOTAL		45.76
VOTER TURNOUT - DEMOCRAT		47.64
VOTER TURNOUT - REPUBLICAN		53.87
VOTER TURNOUT - NONPARTISAN		31.57

I, Nancy Blankenship, Deschutes County Clerk, do hereby
certify that the votes recorded on this report correctly
summarize the tally of votes cast at the May 18, 2010
Primary Election.

Dated this 2nd day of June, 2010.


Nancy Blankenship
Deschutes County Clerk



SUMMARY REPORT

Deschutes County, Oregon
Primary Election
May 18, 2010
Democrat

Official Results

Run Date:06/02/10 10:06 AM

Report EL45 Page 002

VOTES PERCENT

VOTES PERCENT

United States Senator

Vote For 1

(WITH 52 OF 52 PRECINCTS COUNTED)

Pavel Goberman	356	2.58
Loren Hooker	1,050	7.60
Ron Wyden	12,286	88.91
WRITE-IN.	126	.91
Total	13,818	
Over Votes	2	.01
Under Votes	861	5.86

Representative In Congress

Vote For 1

(WITH 52 OF 52 PRECINCTS COUNTED)

Joyce B Segers	8,310	97.73
WRITE-IN.	193	2.27
Total	8,503	
Over Votes	0	
Under Votes	6,178	42.08

Governor

Vote For 1

(WITH 52 OF 52 PRECINCTS COUNTED)

Roger Obrist	654	4.71
John Kitzhaber	9,836	70.88
Bill Bradbury	3,181	22.92
WRITE-IN.	205	1.48
Total	13,876	
Over Votes	1	.01
Under Votes	804	5.48

State Treasurer

Vote For 1

(WITH 52 OF 52 PRECINCTS COUNTED)

Rick Metsger	4,641	41.16
Ted Wheeler	6,472	57.40
WRITE-IN.	162	1.44
Total	11,275	
Over Votes	1	.01
Under Votes	3,405	23.19

State Representative House District 53

Vote For 1

(WITH 26 OF 26 PRECINCTS COUNTED)

John Huddle	3,837	97.29
WRITE-IN.	107	2.71
Total	3,944	
Over Votes	0	
Under Votes	2,827	41.75

State Representative House District 54

Vote For 1

(WITH 22 OF 22 PRECINCTS COUNTED)

Judy Stiegler	5,395	95.72
WRITE-IN.	241	4.28
Total	5,636	
Over Votes	0	
Under Votes	1,975	25.95

State Representative House District 55

Vote For 1

(WITH 2 OF 2 PRECINCTS COUNTED)

NO CANDIDATE FILED	0	
WRITE-IN.	5	100.00
Total	5	
Over Votes	0	
Under Votes	32	86.49

State Representative House District 59

Vote For 1

(WITH 2 OF 2 PRECINCTS COUNTED)

Will Boettner	157	98.74
WRITE-IN.	2	1.26
Total	159	
Over Votes	0	
Under Votes	103	39.31

County Commissioner Position 1

Vote For 1

(WITH 52 OF 52 PRECINCTS COUNTED)

John Boyle	1,557	15.59
Dallas Brown	4,759	47.67
John Gist	3,434	34.40
WRITE-IN.	234	2.34
Total	9,984	
Over Votes	2	.01
Under Votes	4,695	31.98

County Commissioner Position 3

Vote For 1

(WITH 52 OF 52 PRECINCTS COUNTED)

NO CANDIDATE FILED	0	
WRITE-IN.	660	100.00
Total	660	
Over Votes	0	
Under Votes	14,021	95.50

SUMMARY REPORT

Deschutes County, Oregon
Primary Election
May 18, 2010
Republican

Official Results

Run Date:06/02/10 10:06 AM

Report EL45 Page 003

VOTES PERCENT

VOTES PERCENT

United States Senator

Vote For 1

(WITH 52 OF 52 PRECINCTS COUNTED)

Tom Stutzman	1,053	7.33
Robin S Parker.	813	5.66
Loren Later.	2,161	15.04
G Shane Dinkel.	2,103	14.64
Jim Huffman.	6,677	46.47
Walter H Woodland.	189	1.32
Keith Waldron	1,264	8.80
WRITE-IN.	107	.74
Total	14,367	
Over Votes	7	.04
Under Votes	4,022	21.86

Representative In Congress

Vote For 1

(WITH 52 OF 52 PRECINCTS COUNTED)

Greg Walden.	15,338	99.10
WRITE-IN.	139	.90
Total	15,477	
Over Votes	0	
Under Votes	2,919	15.87

Governor

Vote For 1

(WITH 52 OF 52 PRECINCTS COUNTED)

Bill Sizemore	1,366	7.97
John Lim.	1,787	10.43
Darren Karr.	38	.22
Clark Colvin	67	.39
William Ames Curtright	914	5.33
Chris Dudley	7,693	44.89
Bob Forthan.	30	.18
Allen Alley.	4,984	29.08
Rex O Watkins	137	.80
WRITE-IN.	121	.71
Total	17,137	
Over Votes	4	.02
Under Votes	1,255	6.82

State Treasurer

Vote For 1

(WITH 52 OF 52 PRECINCTS COUNTED)

Chris Telfer	14,587	99.23
WRITE-IN.	113	.77
Total	14,700	
Over Votes	4	.02
Under Votes	3,692	20.07

State Representative House District 53

Vote For 1

(WITH 26 OF 26 PRECINCTS COUNTED)

Gene Whisnant	7,803	99.17
WRITE-IN.	65	.83
Total	7,868	
Over Votes	0	
Under Votes	2,320	22.77

State Representative House District 54

Vote For 1

(WITH 22 OF 22 PRECINCTS COUNTED)

Jason Conger	5,619	99.45
WRITE-IN.	31	.55
Total	5,650	
Over Votes	0	
Under Votes	2,105	27.14

State Representative House District 55

Vote For 1

(WITH 2 OF 2 PRECINCTS COUNTED)

Mike McLane.	42	76.36
Mike Wendel.	13	23.64
WRITE-IN.	0	
Total	55	
Over Votes	0	
Under Votes	15	21.43

State Representative House District 59

Vote For 1

(WITH 2 OF 2 PRECINCTS COUNTED)

Britt Storkson.	27	10.04
John E Huffman.	240	89.22
WRITE-IN.	2	.74
Total	269	
Over Votes	0	
Under Votes	114	29.77

County Commissioner Position 1

Vote For 1

(WITH 52 OF 52 PRECINCTS COUNTED)

Dennis R Luke	6,664	42.36
Anthony (Tony) DeBone	9,029	57.40
WRITE-IN.	37	.24
Total	15,730	
Over Votes	2	.01
Under Votes	2,664	14.48

SUMMARY REPORT

Deschutes County, Oregon
Primary Election
May 18, 2010
Republican

Official Results

Run Date:06/02/10 10:06 AM

Report EL45

Page 004

VOTES PERCENT

County Commissioner Position 3

Vote For 1

(WITH 52 OF 52 PRECINCTS COUNTED)

Tammy Baney.	8,377	53.58
Ed Barbeau	7,231	46.25
WRITE-IN.	26	.17
Total	15,634	
Over Votes	5	.03
Under Votes	2,757	14.99

SUMMARY REPORT

Deschutes County, Oregon
Primary Election
May 18, 2010

Official Results

Run Date:06/02/10 10:06 AM

Report EL45 Page 005

VOTES PERCENT

VOTES PERCENT

Superintendent of Public Instruction

Vote For 1

(WITH 52 OF 52 PRECINCTS COUNTED)

Susan Castillo	13,583	43.82
Ron Maurer	17,323	55.88
WRITE-IN.	94	.30
Total	31,000	
Over Votes	2	
Under Votes	9,520	23.49

Judge of the Supreme Court Pos 5

Vote For 1

(WITH 52 OF 52 PRECINCTS COUNTED)

Jack L Landau	17,599	68.48
Allan J Arlow	7,984	31.06
WRITE-IN.	118	.46
Total	25,701	
Over Votes	5	.01
Under Votes	14,816	36.56

Judge of the Supreme Court Pos 4

Vote For 1

(WITH 52 OF 52 PRECINCTS COUNTED)

Rives Kistler	21,081	98.87
WRITE-IN.	240	1.13
Total	21,321	
Over Votes	0	
Under Votes	19,201	47.38

Judge Court of Appeals Pos 3

Vote For 1

(WITH 52 OF 52 PRECINCTS COUNTED)

Darleen Ortega.	21,092	98.84
WRITE-IN.	247	1.16
Total	21,339	
Over Votes	5	.01
Under Votes	19,178	47.33

Judge Court of Appeals Pos 7

Vote For 1

(WITH 52 OF 52 PRECINCTS COUNTED)

Robert Wollheim	20,101	98.92
WRITE-IN.	220	1.08
Total	20,321	
Over Votes	0	
Under Votes	20,201	49.85

Judge Circuit Crt 11th Dist Pos 6

Vote For 1

(WITH 52 OF 52 PRECINCTS COUNTED)

Thomas Spear	1,996	7.09
Thomas A Hill	13,013	46.24
Wells B Ashby	13,047	46.36
WRITE-IN.	85	.30
Total	28,141	
Over Votes	3	.01
Under Votes	12,378	30.55

Judge Circuit Crt 11th Dist Pos 4

Vote For 1

(WITH 52 OF 52 PRECINCTS COUNTED)

A Michael Adler	20,847	98.82
WRITE-IN.	248	1.18
Total	21,095	
Over Votes	0	
Under Votes	19,427	47.94

District Attorney

Vote For 1

(WITH 52 OF 52 PRECINCTS COUNTED)

Mike Dugan	14,001	38.70
Patrick J Flaherty	22,127	61.16
WRITE-IN.	48	.13
Total	36,176	
Over Votes	7	.02
Under Votes	4,339	10.71

County Assessor

Vote For 1

(WITH 52 OF 52 PRECINCTS COUNTED)

Scot W Langton.	22,338	99.01
WRITE-IN.	223	.99
Total	22,561	
Over Votes	3	.01
Under Votes	17,958	44.32

Justice of the Peace

Vote For 1

(WITH 33 OF 33 PRECINCTS COUNTED)

Charles Fadeley	12,138	98.74
WRITE-IN.	155	1.26
Total	12,293	
Over Votes	1	
Under Votes	10,329	45.66

Run Date:06/02/10 10:06 AM

Report EL45

Page 006

VOTES PERCENT

68 State Issue Bonds to Match School District Bonds

Vote For 1

(WITH 52 OF 52 PRECINCTS COUNTED)

Yes	21,202	56.40
No.	16,387	43.60
Total	37,589	
Over Votes	4	.01
Under Votes	2,929	7.23

69 Borrowing for Community Colleges & Universities

Vote For 1

(WITH 52 OF 52 PRECINCTS COUNTED)

Yes	25,093	67.85
No.	11,889	32.15
Total	36,982	
Over Votes	6	.01
Under Votes	3,534	8.72

9-77 Deschutes County Jail Bond

Vote For 1

(WITH 52 OF 52 PRECINCTS COUNTED)

Yes	12,563	32.45
No.	26,149	67.55
Total	38,712	
Over Votes	4	.01
Under Votes	1,806	4.46

9-78 Pinewood Country Estates Special Road Dist Form

Vote For 1

(WITH 1 OF 1 PRECINCTS COUNTED)

Yes	16	69.57
No.	7	30.43
Total	23	
Over Votes	0	
Under Votes	0	

9-79 Black Butte Ranch Service Dist 5-Year Levy


Vote For 1


(WITH 1 OF 1 PRECINCTS COUNTED)

Yes	144	69.57
No.	63	30.43
Total	207	
Over Votes	0	
Under Votes	10	4.61

I, Nancy Blankenship, Deschutes County Clerk, do hereby
certify that the votes recorded on this report correctly
summarize the tally of votes cast at the May 18, 2010
Primary Election.

Dated this 2nd day of June, 2010.


Nancy Blankenship
Deschutes County Clerk



NUMBERED KEY CANVASS

RUN DATE:06/02/10 10:06 AM

Deschutes County, Oregon
Primary Election
May 18, 2010
STATISTICS

Official Results

REPORT-EL52

PAGE 0001

WITH 52 OF 52 PRECINCTS REPORTING

	TOTAL PERCENT												TOTAL	PERCENT
01 = REGISTERED VOTERS - TOTAL	88,551					07 = BALLOTS CAST - REPUBLICAN							18,396	45.40
02 = REGISTERED VOTERS - DEMOCRAT	30,818 34.80					08 = BALLOTS CAST - NONPARTISAN							7,445	18.37
03 = REGISTERED VOTERS - REPUBLICAN	34,147 38.56					09 = VOTER TURNOUT - TOTAL								45.76
04 = REGISTERED VOTERS - NONPARTISAN	23,586 26.64					10 = VOTER TURNOUT - DEMOCRAT								47.64
05 = BALLOTS CAST - TOTAL	40,522					11 = VOTER TURNOUT - REPUBLICAN								53.87
06 = BALLOTS CAST - DEMOCRAT	14,681 36.23					12 = VOTER TURNOUT - NONPARTISAN								31.57
	01	02	03	04	05	06	07	08	09	10	11	12		
0001 01	2271	1127	517	627	991	500	298	193	43.64	44.37	57.64	30.78		
0002 02	1531	467	694	370	825	246	445	134	53.89	52.68	64.12	36.22		
0003 03	39	10	24	5	25	8	13	4	64.10	80.00	54.17	80.00		
0004 04	1168	540	208	420	420	219	99	102	35.96	40.56	47.60	24.29		
0005 05	4211	1567	1477	1167	1732	690	716	326	41.13	44.03	48.48	27.93		
0006 06	2532	953	828	751	963	390	376	197	38.03	40.92	45.41	26.23		
0007 07	3649	1634	976	1039	1544	785	483	276	42.31	48.04	49.49	26.56		
0008 08	68	16	36	16	28	10	14	4	41.18	62.50	38.89	25.00		
0009 09	1410	550	440	420	540	230	199	111	38.30	41.82	45.23	26.43		
0010 10	2072	581	941	550	1074	309	566	199	51.83	53.18	60.15	36.18		
0011 11	792	292	275	225	334	133	133	68	42.17	45.55	48.36	30.22		
0012 12	1178	397	509	272	559	182	306	71	47.45	45.84	60.12	26.10		
0013 13	1199	376	536	287	630	217	297	116	52.54	57.71	55.41	40.42		
0014 14	1410	438	613	359	695	206	347	142	49.29	47.03	56.61	39.55		
0015 15	982	309	458	215	560	187	274	99	57.03	60.52	59.83	46.05		
0016 16	1056	324	563	169	713	210	413	90	67.52	64.81	73.36	53.25		
0017 17	1670	590	593	487	684	252	298	134	40.96	42.71	50.25	27.52		
0018 18	2510	750	1174	586	1181	385	608	188	47.05	51.33	51.79	32.08		
0019 19	2594	787	1226	581	1454	433	786	235	56.05	55.02	64.11	40.45		
0020 20	2494	817	1007	670	1003	359	439	205	40.22	43.94	43.59	30.60		
0021 21	1225	354	559	312	667	188	349	130	54.45	53.11	62.43	41.67		
0022 22	312	89	123	100	124	35	61	28	39.74	39.33	49.59	28.00		
0023 23	27	7	16	4	13	2	9	2	48.15	28.57	56.25	50.00		
0024 24	730	245	296	189	342	114	172	56	46.85	46.53	58.11	29.63		
0025 25	3427	1209	1176	1042	1120	420	470	230	32.68	34.74	39.97	22.07		
0026 26	1157	370	438	349	456	171	189	96	39.41	46.22	43.15	27.51		
0027 27	1740	837	386	517	739	398	196	145	42.47	47.55	50.78	28.05		
0028 28	2903	906	1206	791	1205	416	550	239	41.51	45.92	45.61	30.21		
0029 29	3126	930	1403	793	1401	426	729	246	44.82	45.81	51.96	31.02		
0030 30	1073	371	409	293	473	173	196	104	44.08	46.63	47.92	35.49		
0031 31	530	142	268	120	286	73	163	50	53.96	51.41	60.82	41.67		
0032 32	2254	979	581	694	927	430	313	184	41.13	43.92	53.87	26.51		
0033 33	2313	786	966	561	1145	412	538	195	49.50	52.42	55.69	34.76		
0034 34	2419	877	877	665	963	392	405	166	39.81	44.70	46.18	24.96		
0035 35	2088	672	944	472	1245	408	619	218	59.63	60.71	65.57	46.19		
0036 36	3353	1019	1418	916	1418	423	736	259	42.29	41.51	51.90	28.28		
0037 37	1077	362	473	242	603	207	294	102	55.99	57.18	62.16	42.15		
0038 38	2742	931	1056	755	1286	462	570	254	46.90	49.62	53.98	33.64		
0039 39	2035	705	817	513	1020	361	482	177	50.12	51.21	59.00	34.50		
0040 40	983	315	373	295	489	172	210	107	49.75	54.60	56.30	36.27		
0041 41	1758	618	667	473	792	298	358	136	45.05	48.22	53.67	28.75		
0042 42	2671	830	983	858	1028	302	493	233	38.49	36.39	50.15	27.16		
0043 43	1568	497	732	339	884	291	442	151	56.38	58.55	60.38	44.54		
0044 44	2261	755	902	604	1024	345	492	187	45.29	45.70	54.55	30.96		
0045 45	1479	527	613	339	786	284	369	133	53.14	53.89	60.20	39.23		
0046 46	1991	738	691	562	778	312	322	144	39.08	42.28	46.60	25.62		
0047 47	2147	785	854	508	1150	451	503	196	53.56	57.45	58.90	38.58		
0048 48	1400	411	643	346	700	226	349	125	50.00	54.99	54.28	36.13		
0049 49	751	276	281	194	369	135	168	66	49.13	48.91	59.79	34.02		
0050 50	1214	450	479	285	650	256	292	102	53.54	56.89	60.96	35.79		
0051 51	291	95	144	52	217	75	109	33	74.57	78.95	75.69	63.46		

STATISTICS


WITH 52 OF 52 PRECINCTS REPORTING


	TOTAL	PERCENT		TOTAL	PERCENT
01 = REGISTERED VOTERS - TOTAL	88,551		07 = BALLOTS CAST - REPUBLICAN	18,396	45.40
02 = REGISTERED VOTERS - DEMOCRAT	30,818	34.80	08 = BALLOTS CAST - NONPARTISAN	7,445	18.37
03 = REGISTERED VOTERS - REPUBLICAN	34,147	38.56	09 = VOTER TURNOUT - TOTAL		45.76
04 = REGISTERED VOTERS - NONPARTISAN	23,586	26.64	10 = VOTER TURNOUT - DEMOCRAT		47.64
05 = BALLOTS CAST - TOTAL	40,522		11 = VOTER TURNOUT - REPUBLICAN		53.87
06 = BALLOTS CAST - DEMOCRAT	14,681	36.23	12 = VOTER TURNOUT - NONPARTISAN		31.57

(CONTINUED FROM PREVIOUS PAGE)	01	02	03	04	05	06	07	08	09	10	11	12
0052 52	670	205	278	187	267	72	138	57	39.85	35.12	49.64	30.48

I, Nancy Blankenship, Deschutes County Clerk, do hereby certify that the votes recorded on this report correctly summarize the tally of votes cast at the May 18, 2010 Primary Election.

Dated this 2nd day of June 2010.


Nancy Blankenship
Deschutes County Clerk



WITH 52 OF 52 PRECINCTS REPORTING

United States Senator

Vote For 1

01 = Pavel Goberman

02 = Loren Hooker

03 = Ron Wyden

VOTES PERCENT

356	2.42
1,050	7.15
12,286	83.69

04 = WRITE-IN
05 = OVER VOTES
06 = UNDER VOTES

VOTES PERCENT

126	.86
2	.01
861	5.86

	01	02	03	04	05	06
0001 01	6	21	448	2	1	22
0002 02	9	21	198	1	0	17
0003 03	0	0	5	0	0	3
0004 04	5	11	194	2	0	7
0005 05	14	38	594	2	0	42
0006 06	6	21	328	7	0	28
0007 07	11	27	701	2	0	44
0008 08	0	0	10	0	0	0
0009 09	9	15	190	2	0	14
0010 10	13	29	247	0	0	20
0011 11	5	7	114	0	0	7
0012 12	5	11	159	1	0	6
0013 13	6	24	168	5	0	14
0014 14	7	15	165	2	0	17
0015 15	1	8	169	4	0	5
0016 16	1	9	189	2	0	9
0017 17	5	29	199	4	0	15
0018 18	10	38	320	2	0	15
0019 19	13	44	354	5	0	17
0020 20	10	24	297	0	0	28
0021 21	7	13	154	3	0	11
0022 22	1	4	22	3	0	5
0023 23	0	0	2	0	0	0
0024 24	4	18	84	0	0	8
0025 25	6	32	349	5	0	28
0026 26	6	9	139	2	1	14
0027 27	4	11	364	2	0	17
0028 28	15	35	330	5	0	31
0029 29	24	41	328	2	0	31
0030 30	4	16	148	2	0	3
0031 31	1	7	60	2	0	3
0032 32	13	26	364	2	0	25
0033 33	7	19	363	1	0	22
0034 34	10	24	331	5	0	22
0035 35	2	10	366	3	0	27
0036 36	9	38	350	0	0	26
0037 37	7	13	181	0	0	6
0038 38	11	49	373	7	0	22
0039 39	14	53	265	3	0	26
0040 40	8	26	117	3	0	18
0041 41	9	34	241	2	0	12
0042 42	7	33	237	5	0	20
0043 43	6	22	237	5	0	21
0044 44	9	19	290	2	0	25
0045 45	3	11	251	1	0	18
0046 46	4	14	273	6	0	15
0047 47	3	18	404	2	0	24
0048 48	9	16	184	3	0	14
0049 49	2	5	119	1	0	8
0050 50	13	37	180	5	0	21
0051 51	1	0	70	0	0	4
0052 52	1	5	61	1	0	4

I, Nancy Blankenship, Deschutes County Clerk, do hereby certify that the votes recorded on this report correctly summarize the tally of votes cast at the May 18, 2010 Primary Election.

Dated this 2nd day of June, 2010

Nancy Blankenship
Nancy Blankenship
Deschutes County Clerk

SEAL

WITH 52 OF 52 PRECINCTS REPORTING

Representative In Congress

Vote For 1

01 = Joyce B Segers

02 = WRITE-IN

VOTES PERCENT

8,310 56.60
193 1.3103 = OVER VOTES
04 = UNDER VOTES

VOTES PERCENT

0
6,178 42.08

	01	02	03	04
0001 01	290	4	0	206
0002 02	147	1	0	98
0003 03	2	0	0	6
0004 04	134	2	0	83
0005 05	384	6	0	300
0006 06	240	9	0	141
0007 07	434	9	0	342
0008 08	5	1	0	4
0009 09	119	1	0	110
0010 10	165	3	0	141
0011 11	72	1	0	60
0012 12	104	2	0	76
0013 13	109	6	0	102
0014 14	109	0	0	97
0015 15	110	4	0	73
0016 16	133	2	0	75
0017 17	157	5	0	90
0018 18	204	11	0	170
0019 19	239	8	0	186
0020 20	202	2	0	155
0021 21	103	2	0	83
0022 22	16	2	0	17
0023 23	2	0	0	0
0024 24	67	0	0	47
0025 25	240	8	0	172
0026 26	104	6	0	61
0027 27	221	1	0	176
0028 28	229	4	0	183
0029 29	258	3	0	165
0030 30	100	3	0	70
0031 31	43	1	0	29
0032 32	235	5	0	190
0033 33	218	6	0	188
0034 34	238	9	0	145
0035 35	213	4	0	191
0036 36	254	3	0	166
0037 37	119	3	0	85
0038 38	271	11	0	180
0039 39	215	0	0	146
0040 40	82	6	0	84
0041 41	176	3	0	119
0042 42	159	6	0	137
0043 43	154	4	0	133
0044 44	181	8	0	156
0045 45	166	2	0	116
0046 46	192	5	0	115
0047 47	268	3	0	180
0048 48	111	2	0	113
0049 49	73	2	0	60
0050 50	152	3	0	101
0051 51	47	1	0	27
0052 52	44	0	0	28

I, Nancy Blankenship, Deschutes County Clerk, do hereby
certify that the votes recorded on this report correctly
summarize the tally of votes cast at the May 18, 2010
Primary Election.

Dated this 2nd day of June, 2010

Nancy Blankenship
Deschutes County Clerk



WITH 52 OF 52 PRECINCTS REPORTING

Governor

Vote For 1

01 = Roger Obrist
02 = John Kitzhaber
03 = Bill Bradbury

VOTES PERCENT

VOTES PERCENT


654 4.45
9,836 67.00
3,181 21.6704 = WRITE-IN
05 = OVER VOTES
06 = UNDER VOTES205 1.40
1 .01
804 5.48

	01	02	03	04	05	06
0001 01	6	362	111	3	0	18
0002 02	14	167	46	2	0	17
0003 03	0	6	0	0	0	2
0004 04	8	156	46	3	0	6
0005 05	15	488	138	4	0	45
0006 06	16	243	109	5	0	17
0007 07	13	589	148	1	0	34
0008 08	0	10	0	0	0	0
0009 09	7	155	53	0	0	15
0010 10	25	206	58	0	0	20
0011 11	6	93	27	0	0	7
0012 12	13	111	50	2	0	6
0013 13	13	128	56	8	0	12
0014 14	9	143	36	1	0	17
0015 15	6	138	33	5	0	5
0016 16	9	160	34	0	0	7
0017 17	19	156	57	4	0	16
0018 18	30	242	89	9	1	14
0019 19	26	274	99	7	0	27
0020 20	13	239	89	2	0	16
0021 21	9	123	41	4	0	11
0022 22	4	16	7	3	0	5
0023 23	0	2	0	0	0	0
0024 24	15	68	23	0	0	8
0025 25	21	277	94	8	0	20
0026 26	9	111	41	3	0	7
0027 27	8	287	80	0	0	23
0028 28	19	258	103	6	0	30
0029 29	34	265	99	2	0	26
0030 30	10	125	32	2	0	4
0031 31	4	52	11	1	0	5
0032 32	18	298	85	6	0	23
0033 33	12	293	80	5	0	22
0034 34	20	247	94	9	0	22
0035 35	7	293	66	8	0	34
0036 36	19	260	111	6	0	27
0037 37	12	126	57	6	0	6
0038 38	20	306	102	11	0	23
0039 39	25	191	111	8	0	26
0040 40	9	98	43	7	0	15
0041 41	20	205	55	3	0	15
0042 42	25	178	72	7	0	20
0043 43	9	211	43	7	0	21
0044 44	15	221	80	9	0	20
0045 45	7	204	59	2	0	12
0046 46	2	221	67	7	0	15
0047 47	5	340	78	3	0	25
0048 48	14	147	55	6	0	4
0049 49	4	103	23	1	0	4
0050 50	22	144	60	7	0	23
0051 51	2	53	15	1	0	4
0052 52	6	47	15	1	0	3

I, Nancy Blankenship, Deschutes County Clerk, do hereby certify that the votes recorded on this report correctly summarize the tally of votes cast at the May 18, 2010 Primary Election.

Dated this 2nd day of June, 2010

Nancy Blankenship
Deschutes County Clerk



WITH 52 OF 52 PRECINCTS REPORTING

State Treasurer

Vote For 1

01 = Rick Metsger
02 = Ted Wheeler
03 = WRITE-IN

VOTES PERCENT

4,641 31.61
6,472 44.08
162 1.10

VOTES PERCENT


04 = OVER VOTES
05 = UNDER VOTES1 .01
3,405 23.19-----
01 02 03 04 05

0001 01	139	235	3	0	123
0002 02	81	111	4	0	50
0003 03	2	1	0	0	5
0004 04	74	103	3	0	39
0005 05	223	280	4	0	183
0006 06	126	163	10	0	91
0007 07	181	377	5	0	222
0008 08	1	5	0	0	4
0009 09	67	102	0	0	61
0010 10	87	151	1	0	70
0011 11	33	63	0	0	37
0012 12	47	92	2	0	41
0013 13	63	83	8	0	63
0014 14	70	87	0	0	49
0015 15	69	80	1	0	37
0016 16	55	112	1	0	42
0017 17	95	111	7	0	39
0018 18	149	169	9	0	58
0019 19	140	197	7	0	89
0020 20	137	133	4	0	85
0021 21	60	72	2	0	54
0022 22	10	12	3	0	10
0023 23	1	1	0	0	0
0024 24	43	51	0	0	20
0025 25	140	160	6	0	114
0026 26	44	89	3	0	35
0027 27	112	179	0	0	107
0028 28	153	165	4	0	94
0029 29	157	192	2	0	75
0030 30	57	81	4	0	31
0031 31	30	32	1	0	10
0032 32	156	164	4	0	106
0033 33	107	181	6	0	118
0034 34	122	178	9	1	82
0035 35	79	224	4	0	101
0036 36	151	181	0	0	91
0037 37	54	104	2	0	47
0038 38	164	204	7	0	87
0039 39	153	144	3	0	61
0040 40	66	65	4	0	37
0041 41	111	115	3	0	69
0042 42	108	114	1	0	79
0043 43	63	148	5	0	75
0044 44	104	135	4	0	102
0045 45	78	135	1	0	70
0046 46	104	141	4	0	63
0047 47	114	216	2	0	119
0048 48	82	96	2	0	46
0049 49	36	63	1	0	35
0050 50	97	107	6	0	46
0051 51	20	33	0	0	22
0052 52	26	35	0	0	11

I, Nancy Blankenship, Deschutes County Clerk, do hereby
certify that the votes recorded on this report correctly
summarize the tally of votes cast at the May 18, 2010
Primary Election.

Dated this 2nd day of June, 2010.

Nancy Blankenship
Deschutes County Clerk



WITH 26 OF 26 PRECINCTS REPORTING

State Representative House District 53

Vote For 1

01 = John Huddle

02 = WRITE-IN

VOTES PERCENT

3,837 56.67
107 1.5803 = OVER VOTES
04 = UNDER VOTES

VOTES PERCENT

0
2,827 41.75

	01	02	03	04
0010 10	158	1	0	150
0012 12	101	1	0	80
0013 13	108	6	0	103
0014 14	113	2	0	91
0016 16	116	7	0	87
0017 17	155	5	0	92
0018 18	213	8	0	164
0019 19	247	4	0	182
0021 21	101	4	0	83
0024 24	59	1	0	54
0028 28	238	5	0	173
0029 29	256	7	0	163
0030 30	104	3	0	66
0031 31	45	2	0	26
0036 36	254	4	0	165
0037 37	116	3	0	88
0038 38	268	13	0	181
0039 39	225	1	0	135
0040 40	91	2	0	79
0041 41	174	1	0	123
0043 43	147	5	0	139
0045 45	161	3	0	120
0048 48	120	6	0	100
0049 49	73	2	0	60
0050 50	152	10	0	94
0052 52	42	1	0	29

I, Nancy Blankenship, Deschutes County Clerk, do hereby certify that the votes recorded on this report correctly summarize the tally of votes cast at the May 18, 2010 Primary Election.

Dated this 2nd day of June, 2010.

Nancy Blankenship
Deschutes County Clerk



WITH 22 OF 22 PRECINCTS REPORTING

State Representative House District 54

Vote For 1

01 = Judy Stiegler

02 = WRITE-IN

VOTES PERCENT

5,395 70.88
241 3.17

VOTES PERCENT


0
1,975 25.95

	01	02	03	04
0001 01	385	9	0	106
0002 02	171	13	0	62
0003 03	5	0	0	3
0004 04	171	6	0	42
0005 05	477	22	0	191
0006 06	271	18	0	101
0007 07	592	16	0	177
0008 08	6	0	0	4
0009 09	150	7	0	73
0011 11	93	3	0	37
0020 20	240	11	0	108
0025 25	302	14	0	104
0026 26	123	3	0	45
0027 27	304	5	0	89
0032 32	290	19	0	121
0033 33	286	14	0	112
0034 34	266	13	0	113
0035 35	290	13	0	105
0042 42	180	18	0	104
0044 44	218	21	0	106
0046 46	246	12	0	54
0047 47	329	4	0	118

I, Nancy Blankenship, Deschutes County Clerk, do hereby certify that the votes recorded on this report correctly summarize the tally of votes cast at the May 18, 2010 Primary Election.

Dated this 2nd day of June, 2010.

Nancy Blankenship
Nancy Blankenship
Deschutes County Clerk



NUMBERED KEY CANVASS

RUN DATE:06/02/10 10:06 AM

Deschutes County, Oregon
Primary Election
May 18, 2010
Democrat

Official Results

REPORT-EL52

PAGE 0009

WITH 2 OF 2 PRECINCTS REPORTING

State Representative House District 55

Vote For 1

01 = NO CANDIDATE FILED

02 = WRITE-IN

VOTES PERCENT

0
5 13.51

03 = OVER VOTES
04 = UNDER VOTES

VOTES PERCENT

0
32 86.49

0022 22


0023 23

	01	02	03	04
0022 22	0	3	0	32
0023 23	0	2	0	0

I, Nancy Blankenship, Deschutes County Clerk, do hereby
certify that the votes recorded on this report correctly
summarize the tally of votes cast at the May 18, 2010
Primary Election.

Dated this 2nd day of June 2010.


Nancy Blankenship
Deschutes County Clerk



NUMBERED KEY CANVASS

RUN DATE:06/02/10 10:06 AM

Deschutes County, Oregon
Primary Election
May 18, 2010
Democrat

Official Results

REPORT-EL52

PAGE 0010


WITH 2 OF 2 PRECINCTS REPORTING

	VOTES	PERCENT		VOTES	PERCENT
State Representative House District 59					
Vote For 1					
01 = Will Boettner	157	59.92	03 = OVER VOTES	0	
02 = WRITE-IN	2	.76	04 = UNDER VOTES	103	39.31
	01	02	03	04	
0015 15	118	2	0	67	
0051 51	39	0	0	36	

I, Nancy Blankenship, Deschutes County Clerk, do hereby certify that the votes recorded on this report correctly summarize the tally of votes cast at the May 18, 2010 Primary Election.

Dated this 2nd day of June, 2010.

Nancy Blankenship
Deschutes County Clerk



WITH 52 OF 52 PRECINCTS REPORTING

County Commissioner Position 1

VOTES PERCENT

VOTES PERCENT

Vote For 1

01 = John Boyle
02 = Dallas Brown
03 = John Gist1,557 10.61 04 = WRITE-IN
4,759 32.42 05 = OVER VOTES
3,434 23.39 06 = UNDER VOTES234 1.59
2 .01
4,695 31.98

	01	02	03	04	05	06
0001 01	37	195	120	8	0	140
0002 02	18	92	60	6	0	70
0003 03	0	0	1	0	0	7
0004 04	14	94	49	2	0	60
0005 05	55	257	153	10	0	215
0006 06	38	132	95	9	0	116
0007 07	51	283	178	9	0	264
0008 08	0	2	2	0	0	6
0009 09	23	87	49	3	1	67
0010 10	33	90	78	3	0	105
0011 11	9	41	32	1	0	50
0012 12	24	51	48	2	0	57
0013 13	20	45	51	7	0	94
0014 14	24	50	51	1	0	80
0015 15	12	67	43	1	1	63
0016 16	14	62	49	3	0	82
0017 17	48	78	49	6	0	71
0018 18	47	106	93	9	0	130
0019 19	42	127	121	7	0	136
0020 20	39	115	86	2	0	117
0021 21	28	66	31	6	0	57
0022 22	5	10	7	2	0	11
0023 23	2	0	0	0	0	0
0024 24	22	36	25	3	0	28
0025 25	43	141	90	4	0	142
0026 26	12	56	45	6	0	52
0027 27	24	174	87	1	0	112
0028 28	57	131	95	2	0	131
0029 29	70	142	83	5	0	126
0030 30	10	51	44	4	0	64
0031 31	14	20	16	1	0	22
0032 32	60	132	101	3	0	134
0033 33	52	116	98	7	0	139
0034 34	43	135	104	3	0	107
0035 35	26	96	123	4	0	159
0036 36	58	136	82	5	0	142
0037 37	11	62	56	2	0	76
0038 38	49	148	120	13	0	132
0039 39	75	103	86	16	0	81
0040 40	30	45	38	10	0	49
0041 41	42	97	79	1	0	79
0042 42	37	89	81	3	0	92
0043 43	22	103	62	9	0	95
0044 44	22	125	75	9	0	114
0045 45	27	75	61	2	0	119
0046 46	27	122	79	3	0	81
0047 47	25	148	109	3	0	166
0048 48	42	62	41	3	0	78
0049 49	14	41	29	1	0	50
0050 50	44	77	59	11	0	65
0051 51	3	14	8	0	0	50
0052 52	13	32	12	3	0	12

I, Nancy Blankenship, Deschutes County Clerk, do hereby certify that the votes recorded on this report correctly summarize the tally of votes cast at the May 18, 2010 Primary Election.

Dated this 2nd day of June, 2010.

Nancy Blankenship
Deschutes County Clerk

SEAL
CLERK DESCHUTES COUNTY
STATE OF OREGON

WITH 52 OF 52 PRECINCTS REPORTING

County Commissioner Position 3

VOTES PERCENT

VOTES PERCENT

Vote For 1

01 = NO CANDIDATE FILED

02 = WRITE-IN


0
660 4.5003 = OVER VOTES
04 = UNDER VOTES0
14,021 95.50

	01	02	03	04
0001 01	0	16	0	484
0002 02	0	10	0	236
0003 03	0	1	0	7
0004 04	0	8	0	211
0005 05	0	28	0	662
0006 06	0	32	0	358
0007 07	0	42	0	743
0008 08	0	0	0	10
0009 09	0	13	0	217
0010 10	0	13	0	296
0011 11	0	4	0	129
0012 12	0	8	0	174
0013 13	0	13	0	204
0014 14	0	8	0	198
0015 15	0	6	0	181
0016 16	0	7	0	203
0017 17	0	12	0	240
0018 18	0	21	0	364
0019 19	0	12	0	421
0020 20	0	14	0	345
0021 21	0	9	0	179
0022 22	0	3	0	32
0023 23	0	2	0	0
0024 24	0	9	0	105
0025 25	0	23	0	397
0026 26	0	10	0	161
0027 27	0	14	0	384
0028 28	0	12	0	404
0029 29	0	21	0	405
0030 30	0	10	0	163
0031 31	0	3	0	70
0032 32	0	17	0	413
0033 33	0	17	0	395
0034 34	0	18	0	374
0035 35	0	17	0	391
0036 36	0	12	0	411
0037 37	0	18	0	189
0038 38	0	25	0	437
0039 39	0	20	0	341
0040 40	0	8	0	164
0041 41	0	8	0	290
0042 42	0	16	0	286
0043 43	0	7	0	284
0044 44	0	17	0	328
0045 45	0	14	0	270
0046 46	0	15	0	297
0047 47	0	13	0	438
0048 48	0	6	0	220
0049 49	0	7	0	128
0050 50	0	18	0	238
0051 51	0	1	0	74
0052 52	0	2	0	70

I, Nancy Blankenship, Deschutes County Clerk, do hereby
certify that the votes recorded on this report correctly
summarize the tally of votes cast at the May 18, 2010
Primary Election.

Dated this 2nd day of June 2010.

Nancy Blankenship
Deschutes County Clerk



WITH 52 OF 52 PRECINCTS REPORTING

United States Senator
Vote For 101 = Tom Stutzman
02 = Robin S Parker
03 = Loren Later
04 = G Shane Dinkel
05 = Jim Huffman

VOTES PERCENT

1,053 5.72
813 4.42
2,161 11.75
2,103 11.43
6,677 36.3006 = Walter H Woodland
07 = Keith Waldron
08 = WRITE-IN
09 = OVER VOTES
10 = UNDER VOTES

VOTES PERCENT

189 1.03
1,264 6.87
107 .58
7 .04
4,022 21.86

	01	02	03	04	05	06	07	08	09	10
0001 01	13	6	34	17	135	1	16	5	0	71
0002 02	23	7	62	42	180	5	27	1	0	98
0003 03	0	0	2	1	5	0	0	0	0	5
0004 04	4	2	12	8	40	4	11	1	0	17
0005 05	38	23	94	66	260	13	52	2	1	167
0006 06	33	26	49	45	117	7	21	2	1	75
0007 07	23	26	59	31	195	3	20	1	1	124
0008 08	0	0	2	0	11	0	0	0	0	1
0009 09	13	8	21	24	68	1	12	2	0	50
0010 10	38	30	67	55	204	1	35	2	0	134
0011 11	6	2	12	10	71	2	5	1	0	24
0012 12	15	18	22	41	111	4	17	1	0	77
0013 13	25	13	40	24	96	5	16	1	0	77
0014 14	15	12	41	34	146	2	25	3	0	69
0015 15	16	3	37	28	132	0	16	0	0	42
0016 16	27	6	42	25	192	2	18	1	0	100
0017 17	16	17	27	50	99	6	31	2	0	50
0018 18	31	17	91	98	198	7	33	7	0	126
0019 19	29	27	90	103	319	9	60	3	0	146
0020 20	17	20	68	39	135	5	47	4	0	104
0021 21	14	13	36	33	140	6	20	3	0	84
0022 22	4	3	7	11	19	1	4	0	0	12
0023 23	0	1	0	1	2	0	1	0	0	4
0024 24	6	10	21	38	41	2	14	0	0	40
0025 25	25	29	52	52	179	4	22	2	0	105
0026 26	7	7	21	20	74	1	19	0	0	40
0027 27	8	8	19	11	70	0	13	1	0	66
0028 28	25	21	67	108	163	6	53	4	0	103
0029 29	45	30	91	128	216	7	67	5	0	140
0030 30	15	6	28	15	75	2	10	0	0	45
0031 31	9	5	20	33	41	1	11	0	0	43
0032 32	18	22	40	36	92	3	28	4	0	70
0033 33	25	31	51	55	213	5	24	1	0	133
0034 34	26	17	38	45	142	8	36	4	0	89
0035 35	28	14	66	47	293	2	13	2	0	154
0036 36	42	28	85	98	272	7	46	3	3	152
0037 37	11	16	41	22	123	3	16	0	0	62
0038 38	45	43	74	98	164	4	33	7	0	102
0039 39	50	47	56	70	131	8	27	6	0	87
0040 40	14	11	22	26	60	6	25	1	0	45
0041 41	23	11	45	38	116	6	34	3	0	82
0042 42	47	38	55	59	137	12	53	1	0	91
0043 43	23	9	44	40	188	5	16	1	0	116
0044 44	22	33	68	53	167	2	42	1	0	104
0045 45	17	9	54	34	147	0	25	4	0	79
0046 46	24	19	29	38	124	3	21	2	0	62
0047 47	18	10	54	17	224	0	31	4	0	145
0048 48	26	6	41	54	108	3	37	5	0	69
0049 49	13	10	14	16	70	1	6	0	1	37
0050 50	19	27	35	51	74	3	32	3	0	48
0051 51	8	1	6	1	51	0	3	1	0	38

WITH 52 OF 52 PRECINCTS REPORTING

United States Senator

Vote For 1

01 = Tom Stutzman
02 = Robin S Parker
03 = Loren Later
04 = G Shane Dinkel
05 = Jim Huffman

VOTES PERCENT

1,053 5.72
813 4.42
2,161 11.75
2,103 11.43
6,677 36.30

06 = Walter H Woodland
07 = Keith Waldron
08 = WRITE-IN
09 = OVER VOTES
10 = UNDER VOTES

VOTES PERCENT

189 1.03
1,264 6.87
107 .58
7 .04
4,022 21.86

(CONTINUED FROM PREVIOUS PAGE)

01	02	03	04	05	06	07	08	09	10
14	15	9	14	47	1	20	0	0	18

0052 52

I, Nancy Blankenship, Deschutes County Clerk, do hereby certify that the votes recorded on this report correctly summarize the tally of votes cast at the May 18, 2010 Primary Election.

Dated this 2nd day of June, 2010

Nancy Blankenship,
Deschutes County Clerk



WITH 52 OF 52 PRECINCTS REPORTING

Representative In Congress

Vote For 1

01 = Greg Walden

02 = WRITE-IN

VOTES PERCENT

15,338 83.38
139 .76

VOTES PERCENT


0
2,919 15.87

	01	02	03	04
0001 01	236	5	0	57
0002 02	392	2	0	51
0003 03	11	0	0	2
0004 04	78	1	0	20
0005 05	591	3	0	122
0006 06	313	3	0	60
0007 07	411	2	0	70
0008 08	14	0	0	0
0009 09	164	3	0	32
0010 10	472	4	0	90
0011 11	122	0	0	11
0012 12	245	8	0	53
0013 13	253	2	0	42
0014 14	306	5	0	36
0015 15	218	3	0	53
0016 16	359	1	0	53
0017 17	246	1	0	51
0018 18	489	10	0	109
0019 19	682	3	0	101
0020 20	363	7	0	69
0021 21	289	3	0	57
0022 22	51	1	0	9
0023 23	4	0	0	5
0024 24	125	0	0	47
0025 25	386	5	0	79
0026 26	168	0	0	21
0027 27	164	1	0	31
0028 28	457	2	0	91
0029 29	604	12	0	113
0030 30	155	0	0	41
0031 31	133	0	0	30
0032 32	273	1	0	39
0033 33	453	0	0	85
0034 34	338	4	0	63
0035 35	516	1	0	102
0036 36	611	4	0	121
0037 37	254	2	0	38
0038 38	468	2	0	100
0039 39	393	6	0	83
0040 40	162	1	0	47
0041 41	297	1	0	60
0042 42	393	4	0	96
0043 43	370	2	0	70
0044 44	425	2	0	65
0045 45	305	4	0	60
0046 46	278	2	0	42
0047 47	421	3	0	79
0048 48	287	8	0	54
0049 49	149	1	0	18
0050 50	242	4	0	46
0051 51	86	0	0	23
0052 52	116	0	0	22

I, Nancy Blankenship, Deschutes County Clerk, do hereby
certify that the votes recorded on this report correctly
summarize the tally of votes cast at the May 18, 2010
Primary Election.

Dated this 2nd day of June, 2010.

Nancy Blankenship
Deschutes County Clerk



WITH 52 OF 52 PRECINCTS REPORTING

Governor

Vote For 1

01 = Bill Sizemore

02 = John Lim

03 = Darren Karr

04 = Clark Colvin

05 = William Ames Curtright

06 = Chris Dudley

VOTES PERCENT

1,366 7.43

1,787 9.71

38 .21

67 .36

914 4.97

7,693 41.82

07 = Bob Forthan

08 = Allen Alley

09 = Rex O Watkins

10 = WRITE-IN

11 = OVER VOTES

12 = UNDER VOTES

VOTES PERCENT

30 .16

4,984 27.09

137 .74

121 .66

4 .02

1,255 6.82

	01	02	03	04	05	06	07	08	09	10	11	12
0001 01	14	20	0	1	8	159	0	69	1	6	0	20
0002 02	23	37	2	0	12	224	0	113	4	3	0	27
0003 03	0	0	0	0	1	6	0	3	0	0	0	3
0004 04	10	13	0	0	4	40	0	23	2	0	0	7
0005 05	47	100	2	4	45	312	1	153	2	4	1	45
0006 06	33	46	0	0	23	129	1	113	1	0	0	30
0007 07	22	31	0	3	16	251	0	117	4	3	0	36
0008 08	0	0	0	0	0	12	0	2	0	0	0	0
0009 09	15	30	0	0	6	79	1	51	1	1	0	15
0010 10	44	55	0	0	24	234	2	169	4	2	0	32
0011 11	11	13	0	0	5	59	0	33	1	2	0	9
0012 12	20	23	0	0	19	130	2	85	5	1	1	20
0013 13	18	25	1	1	17	123	0	95	3	1	0	13
0014 14	19	32	0	0	7	148	0	117	1	4	0	19
0015 15	11	28	0	0	9	135	0	77	1	0	0	13
0016 16	30	37	2	1	9	182	1	110	0	3	0	38
0017 17	29	36	0	2	23	114	0	81	1	1	0	11
0018 18	50	56	0	2	41	233	0	195	0	5	0	26
0019 19	49	57	4	0	31	366	1	215	10	5	0	48
0020 20	41	48	3	3	15	185	1	107	5	4	0	27
0021 21	20	39	1	1	11	156	0	84	6	3	0	28
0022 22	7	10	0	1	6	18	0	12	1	0	0	6
0023 23	2	2	0	0	2	1	0	1	0	0	0	1
0024 24	18	23	0	0	16	62	1	37	3	0	0	12
0025 25	27	44	3	3	25	185	1	142	6	3	0	31
0026 26	9	20	0	1	13	70	0	55	2	1	0	18
0027 27	15	13	0	0	5	86	0	53	3	2	0	19
0028 28	40	69	3	2	29	195	2	161	4	5	1	39
0029 29	60	74	1	2	51	254	3	222	4	3	1	54
0030 30	10	30	0	1	13	72	0	51	1	1	0	17
0031 31	19	21	1	0	8	59	0	43	2	0	0	10
0032 32	32	26	1	1	14	106	0	105	4	3	0	21
0033 33	38	40	1	0	27	236	3	154	4	3	0	32
0034 34	30	59	1	3	25	153	0	103	2	5	0	24
0035 35	21	28	1	1	7	335	0	172	2	1	0	51
0036 36	52	73	1	5	43	307	1	197	4	1	0	52
0037 37	23	26	0	1	16	123	0	82	0	0	0	23
0038 38	55	57	0	5	35	216	1	153	7	7	0	34
0039 39	78	45	2	1	41	166	2	99	5	4	0	39
0040 40	26	32	2	4	10	57	1	54	1	0	0	23
0041 41	22	27	1	1	10	134	1	130	3	2	0	27
0042 42	46	55	1	2	23	205	1	116	4	4	0	36
0043 43	27	24	1	2	27	182	0	131	2	4	0	42
0044 44	30	61	0	1	33	210	0	112	4	6	0	35
0045 45	20	32	0	1	19	157	1	107	3	6	0	23
0046 46	26	48	1	1	10	112	1	94	0	5	0	24
0047 47	31	15	0	4	12	290	0	103	1	1	0	46
0048 48	31	36	0	4	19	122	1	113	0	3	0	20
0049 49	4	16	1	1	9	74	0	59	0	0	0	4
0050 50	40	32	1	1	34	102	0	59	9	2	0	12

WITH 52 OF 52 PRECINCTS REPORTING

Governor

Vote For 1

01 = Bill Sizemore
02 = John Lim
03 = Darren Karr
04 = Clark Colvin
05 = William Ames Curtright
06 = Chris Dudley

VOTES PERCENT

1,366 7.43
1,787 9.71
38 .21
67 .36
914 4.97
7,693 41.82

07 = Bob Forthan
08 = Allen Alley
09 = Rex O Watkins
10 = WRITE-IN
11 = OVER VOTES
12 = UNDER VOTES

VOTES PERCENT


30 .16
4,984 27.09
137 .74
121 .66
4 .02
1,255 6.82


(CONTINUED FROM PREVIOUS PAGE)

	01	02	03	04	05	06	07	08	09	10	11	12
0051 51	1	1	0	0	0	79	0	19	0	1	0	8
0052 52	20	22	0	0	6	48	0	33	4	0	0	5

I, Nancy Blankenship, Deschutes County Clerk, do hereby
certify that the votes recorded on this report correctly
summarize the tally of votes cast at the May 18, 2010
Primary Election.

Dated this 2nd day of June, 2010.


Nancy Blankenship
Deschutes County Clerk



WITH 52 OF 52 PRECINCTS REPORTING

State Treasurer

Vote For 1

01 = Chris Telfer

02 = WRITE-IN

VOTES PERCENT

14,587 79.29
113 .61

VOTES PERCENT

4 .02
3,692 20.07

03 = OVER VOTES


04 = UNDER VOTES

	01	02	03	04
0001 01	237	5	0	56
0002 02	381	0	1	63
0003 03	10	0	0	3
0004 04	71	1	0	27
0005 05	579	4	0	133
0006 06	297	3	0	76
0007 07	400	3	0	80
0008 08	14	0	0	0
0009 09	167	1	0	31
0010 10	436	1	0	129
0011 11	113	0	0	20
0012 12	230	4	0	72
0013 13	241	1	0	55
0014 14	281	2	0	64
0015 15	199	2	0	73
0016 16	339	0	0	74
0017 17	225	4	0	69
0018 18	444	6	0	158
0019 19	644	4	0	138
0020 20	348	5	0	86
0021 21	277	0	0	72
0022 22	49	0	0	12
0023 23	3	1	0	5
0024 24	120	0	0	52
0025 25	375	4	0	91
0026 26	160	1	0	28
0027 27	158	3	0	35
0028 28	435	6	0	109
0029 29	589	3	0	137
0030 30	139	2	0	55
0031 31	120	0	0	43
0032 32	263	1	0	49
0033 33	439	1	1	97
0034 34	323	5	0	77
0035 35	504	0	0	115
0036 36	586	3	0	147
0037 37	252	2	0	40
0038 38	436	8	0	126
0039 39	365	2	0	115
0040 40	162	1	0	47
0041 41	281	2	0	75
0042 42	365	4	0	124
0043 43	355	1	0	86
0044 44	415	3	0	74
0045 45	269	2	1	97
0046 46	252	3	0	67
0047 47	412	3	0	88
0048 48	280	4	0	65
0049 49	143	0	0	25
0050 50	226	2	0	64
0051 51	66	0	0	43
0052 52	112	0	1	25

I, Nancy Blankenship, Deschutes County Clerk, do hereby certify that the votes recorded on this report correctly summarize the tally of votes cast at the May 18, 2010 Primary Election.

Dated this 2nd day of June, 2010.

Nancy Blankenship
Deschutes County Clerk



WITH 26 OF 26 PRECINCTS REPORTING

State Representative House District 53

VOTES PERCENT

VOTES PERCENT

Vote For 1

01 = Gene Whisnant

02 = WRITE-IN

7,803 76.59

65 .64

03 = OVER VOTES

04 = UNDER VOTES

0


2,320 22.77

	01	02	03	04
0010 10	413	10	0	143
0012 12	209	2	0	95
0013 13	231	3	0	63
0014 14	271	2	0	74
0016 16	359	0	0	54
0017 17	223	1	0	74
0018 18	451	6	0	151
0019 19	613	4	0	169
0021 21	259	1	0	89
0024 24	124	1	0	47
0028 28	431	2	0	117
0029 29	562	5	0	162
0030 30	142	0	0	54
0031 31	121	0	0	42
0036 36	587	4	0	145
0037 37	235	2	0	57
0038 38	451	4	0	115
0039 39	376	3	0	103
0040 40	158	1	0	51
0041 41	259	2	0	97
0043 43	321	0	0	121
0045 45	273	2	0	94
0048 48	269	4	0	76
0049 49	132	2	0	34
0050 50	218	4	0	70
0052 52	115	0	0	23

I, Nancy Blankenship, Deschutes County Clerk, do hereby certify that the votes recorded on this report correctly summarize the tally of votes cast at the May 18, 2010 Primary Election.

Dated this 2nd day of June, 2010.

Nancy Blankenship
Nancy Blankenship
Deschutes County Clerk



WITH 22 OF 22 PRECINCTS REPORTING

State Representative House District 54

Vote For 1

01 = Jason Conger

02 = WRITE-IN

VOTES PERCENT

VOTES PERCENT

5,619 72.46
31 .4003 = OVER VOTES
04 = UNDER VOTES0
2,105 27.14

	01	02	03	04
0001 01	205	4	0	89
0002 02	337	0	0	108
0003 03	10	0	0	3
0004 04	64	1	0	34
0005 05	527	3	0	186
0006 06	270	1	0	105
0007 07	329	1	0	153
0008 08	14	0	0	0
0009 09	136	1	0	62
0011 11	99	0	0	34
0020 20	318	2	0	119
0025 25	347	1	0	122
0026 26	138	0	0	51
0027 27	130	4	0	62
0032 32	231	3	0	79
0033 33	399	0	0	139
0034 34	291	3	0	111
0035 35	460	0	0	159
0042 42	350	2	0	141
0044 44	383	1	0	108
0046 46	230	1	0	91
0047 47	351	3	0	149

I, Nancy Blankenship, Deschutes County Clerk, do hereby
certify that the votes recorded on this report correctly
summarize the tally of votes cast at the May 18, 2010
Primary Election.

Dated this 2nd day of June, 2010.


Nancy Blankenship
Deschutes County Clerk



NUMBERED KEY CANVASS

RUN DATE:06/02/10 10:06 AM

Deschutes County, Oregon
Primary Election
May 18, 2010
Republican

Official Results

REPORT-EL52

PAGE 0021

WITH 2 OF 2 PRECINCTS REPORTING

State Representative House District 55

Vote For 1

01 = Mike McLane

02 = Mike Wendel

03 = WRITE-IN

VOTES PERCENT

42 60.00

13 18.57

0

04 = OVER VOTES

05 = UNDER VOTES

VOTES PERCENT

0

15 21.43

01 02 03 04 05

0022 22

37 12 0 0 12


0023 23

5 1 0 0 3

I, Nancy Blankenship, Deschutes County Clerk, do hereby
certify that the votes recorded on this report correctly
summarize the tally of votes cast at the May 18, 2010
Primary Election.

Dated this 2nd day of June, 2010

Nancy Blankenship
Deschutes County Clerk



NUMBERED KEY CANVASS

RUN DATE:06/02/10 10:06 AM

Deschutes County, Oregon
Primary Election
May 18, 2010
Republican

Official Results

REPORT-EL52

PAGE 0022

WITH 2 OF 2 PRECINCTS REPORTING

State Representative House District 59

VOTES PERCENT

VOTES PERCENT

Vote For 1

01 = Britt Storkson

02 = John E Huffman

03 = WRITE-IN

27 7.05

240 62.66

2 .52

04 = OVER VOTES

05 = UNDER VOTES

0

114 29.77

01 02 03 04 05

24 183 2 0 65

3 57 0 0 49


0015 15

0051 51

I, Nancy Blankenship, Deschutes County Clerk, do hereby
certify that the votes recorded on this report correctly
summarize the tally of votes cast at the May 18, 2010
Primary Election.

Dated this 2nd day of June, 2010

Nancy Blankenship
Deschutes County Clerk



WITH 52 OF 52 PRECINCTS REPORTING

County Commissioner Position 1

Vote For 1

01 = Dennis R Luke

02 = Anthony (Tony) DeBone

03 = WRITE-IN

VOTES PERCENT

6,664	36.23
9,029	49.08
37	.20

VOTES PERCENT


04 = OVER VOTES	2	.01
05 = UNDER VOTES	2,664	14.48

	01	02	03	04	05
0001 01	102	157	1	0	38
0002 02	166	221	2	0	56
0003 03	4	6	0	0	3
0004 04	40	39	0	0	20
0005 05	290	310	0	0	116
0006 06	145	171	0	0	60
0007 07	206	212	1	0	64
0008 08	10	4	0	0	0
0009 09	89	78	1	0	31
0010 10	190	294	6	0	76
0011 11	43	70	0	0	20
0012 12	110	158	0	0	38
0013 13	129	134	0	0	34
0014 14	121	169	2	0	55
0015 15	114	104	0	0	56
0016 16	171	185	0	0	57
0017 17	132	116	1	1	48
0018 18	204	305	2	0	97
0019 19	282	385	2	1	116
0020 20	172	198	2	0	67
0021 21	137	175	2	0	35
0022 22	25	25	0	0	11
0023 23	4	3	0	0	2
0024 24	15	140	0	0	17
0025 25	188	200	2	0	80
0026 26	80	83	0	0	26
0027 27	76	88	0	0	32
0028 28	253	221	0	0	76
0029 29	270	351	0	0	108
0030 30	70	82	0	0	44
0031 31	73	60	0	0	30
0032 32	132	151	2	0	28
0033 33	220	251	0	0	67
0034 34	152	183	1	0	69
0035 35	204	298	0	0	117
0036 36	264	354	1	0	117
0037 37	116	149	0	0	29
0038 38	144	350	1	0	75
0039 39	75	372	1	0	34
0040 40	10	179	0	0	21
0041 41	133	184	1	0	40
0042 42	194	237	2	0	60
0043 43	169	207	0	0	66
0044 44	223	215	0	0	54
0045 45	152	145	1	0	71
0046 46	121	138	0	0	63
0047 47	158	227	0	0	118
0048 48	123	183	2	0	41
0049 49	62	84	0	0	22
0050 50	33	236	1	0	22
0051 51	44	35	0	0	30
0052 52	24	107	0	0	7

I, Nancy Blankenship, Deschutes County Clerk, do hereby
certify that the votes recorded on this report correctly
summarize the tally of votes cast at the May 18, 2010
Primary Election.

Dated this 2nd day of June, 2010.

Nancy Blankenship
Deschutes County Clerk



WITH 52 OF 52 PRECINCTS REPORTING

County Commissioner Position 3

Vote For 1

01 = Tammy Baney

02 = Ed Barbeau

03 = WRITE-IN

VOTES PERCENT

VOTES PERCENT

8,377 45.54

7,231 39.31

26 .14

04 = OVER VOTES

5 .03

05 = UNDER VOTES


2,757 14.99

	01	02	03	04	05
0001 01	156	101	1	0	40
0002 02	193	197	0	0	55
0003 03	7	4	0	0	2
0004 04	38	47	0	0	14
0005 05	337	281	0	0	98
0006 06	182	136	1	0	57
0007 07	254	182	1	1	45
0008 08	10	3	0	0	1
0009 09	93	79	0	0	27
0010 10	266	229	5	0	66
0011 11	51	63	0	0	19
0012 12	163	107	0	0	36
0013 13	153	102	0	0	42
0014 14	131	152	1	0	63
0015 15	101	118	0	0	55
0016 16	209	136	0	0	68
0017 17	132	108	1	0	57
0018 18	233	266	1	0	108
0019 19	340	328	1	2	115
0020 20	202	179	0	0	58
0021 21	152	159	0	0	38
0022 22	33	19	0	0	9
0023 23	4	4	0	0	1
0024 24	59	82	0	0	31
0025 25	234	160	1	0	75
0026 26	86	79	0	0	24
0027 27	96	60	0	0	40
0028 28	246	218	1	0	85
0029 29	329	272	1	1	126
0030 30	80	70	0	0	46
0031 31	78	58	0	0	27
0032 32	170	113	0	0	30
0033 33	275	200	0	0	63
0034 34	183	157	0	0	65
0035 35	301	205	1	0	112
0036 36	324	281	1	0	130
0037 37	144	120	0	0	30
0038 38	236	235	0	0	99
0039 39	183	220	1	0	78
0040 40	63	110	0	0	37
0041 41	163	156	0	0	39
0042 42	233	196	0	0	64
0043 43	205	182	0	0	55
0044 44	244	193	0	0	55
0045 45	152	138	1	0	78
0046 46	160	108	1	0	53
0047 47	258	153	1	1	90
0048 48	157	141	3	0	48
0049 49	80	72	0	0	16
0050 50	102	157	2	0	31
0051 51	39	35	0	0	35
0052 52	57	60	0	0	21

I, Nancy Blankenship, Deschutes County Clerk, do hereby certify that the votes recorded on this report correctly summarize the tally of votes cast at the May 18, 2010 Primary Election.

Dated this 2nd day of June, 2010.

Nancy Blankenship
Deschutes County Clerk



WITH 52 OF 52 PRECINCTS REPORTING

VOTES PERCENT

VOTES PERCENT

Superintendent of Public Instruction

Vote For 1

01 = Susan Castillo

02 = Ron Maurer

03 = WRITE-IN

13,583 33.52

17,323 42.75

94 .23

04 = OVER VOTES

05 = UNDER VOTES

2


9,520 23.49

	01	02	03	04	05
0001 01	423	329	0	0	239
0002 02	239	400	1	0	185
0003 03	3	11	1	0	10
0004 04	186	131	3	0	100
0005 05	599	686	1	0	446
0006 06	358	393	4	0	208
0007 07	659	486	3	1	395
0008 08	6	13	0	0	9
0009 09	200	214	4	0	122
0010 10	329	472	4	0	269
0011 11	108	147	1	0	78
0012 12	168	258	1	0	132
0013 13	188	285	1	0	156
0014 14	192	353	3	0	147
0015 15	199	224	3	0	134
0016 16	218	328	1	0	166
0017 17	233	315	3	0	133
0018 18	360	554	1	0	266
0019 19	423	723	4	0	304
0020 20	311	446	4	0	242
0021 21	182	307	2	0	176
0022 22	35	52	0	0	37
0023 23	3	6	0	0	4
0024 24	105	145	0	0	92
0025 25	402	468	1	0	249
0026 26	174	185	1	0	96
0027 27	350	212	0	0	177
0028 28	377	560	3	0	265
0029 29	486	624	5	0	286
0030 30	151	223	1	0	98
0031 31	77	145	0	0	64
0032 32	357	355	5	0	210
0033 33	381	468	4	0	292
0034 34	341	405	3	0	214
0035 35	360	570	1	0	314
0036 36	416	667	4	0	331
0037 37	189	272	0	0	142
0038 38	444	562	3	0	277
0039 39	357	441	0	1	221
0040 40	127	225	1	0	136
0041 41	277	325	0	0	190
0042 42	340	430	7	0	251
0043 43	277	381	0	0	226
0044 44	355	447	1	0	221
0045 45	285	332	1	0	168
0046 46	268	326	2	0	182
0047 47	366	445	0	0	339
0048 48	195	327	3	0	175
0049 49	129	154	0	0	86
0050 50	206	293	3	0	148
0051 51	88	63	0	0	66
0052 52	81	140	0	0	46

I, Nancy Blankenship, Deschutes County Clerk, do hereby certify that the votes recorded on this report correctly summarize the tally of votes cast at the May 18, 2010 Primary Election.

Dated this 2nd day of June, 2010.

Nancy Blankenship
Deschutes County Clerk



NUMBERED KEY CANVASS

RUN DATE:06/02/10 10:06 AM

Deschutes County, Oregon
Primary Election
May 18, 2010

Official Results

REPORT-EL52

PAGE 0026

WITH 52 OF 52 PRECINCTS REPORTING

Judge of the Supreme Court Pos 5

Vote For 1

01 = Jack L Landau

02 = Allan J Arlow

03 = WRITE-IN

VOTES PERCENT

17,599 43.43

7,984 19.70

118 .29

VOTES PERCENT

04 = OVER VOTES

05 = UNDER VOTES

5 .01


14,816 36.56

	01	02	03	04	05
0001 01	449	139	2	0	401
0002 02	364	188	1	0	272
0003 03	4	5	0	0	16
0004 04	177	73	2	0	168
0005 05	758	328	1	0	645
0006 06	456	190	2	0	315
0007 07	744	203	2	1	594
0008 08	17	2	0	0	9
0009 09	239	107	3	0	191
0010 10	395	230	6	0	443
0011 11	154	59	1	0	120
0012 12	217	108	2	0	232
0013 13	259	132	3	0	236
0014 14	298	133	2	0	262
0015 15	221	124	2	1	212
0016 16	319	121	1	0	272
0017 17	320	140	3	0	221
0018 18	476	264	3	0	438
0019 19	667	292	5	0	490
0020 20	421	214	6	0	362
0021 21	286	130	1	0	250
0022 22	47	24	0	0	53
0023 23	4	3	0	0	6
0024 24	142	84	0	0	116
0025 25	521	200	5	0	394
0026 26	211	98	0	0	147
0027 27	329	88	1	0	321
0028 28	518	278	2	0	407
0029 29	622	327	7	0	445
0030 30	205	105	1	1	161
0031 31	112	67	0	0	107
0032 32	433	181	4	0	309
0033 33	502	195	5	0	443
0034 34	432	191	3	0	337
0035 35	551	187	1	1	505
0036 36	613	282	5	0	518
0037 37	233	133	0	0	237
0038 38	564	303	8	0	411
0039 39	431	250	1	0	338
0040 40	188	124	1	0	176
0041 41	330	177	2	0	283
0042 42	409	232	9	0	378
0043 43	375	140	0	0	369
0044 44	448	201	2	0	373
0045 45	315	163	2	0	306
0046 46	362	153	2	1	260
0047 47	494	156	0	0	500
0048 48	306	150	4	0	240
0049 49	175	61	0	0	133
0050 50	257	171	5	0	217
0051 51	87	19	0	0	111
0052 52	142	59	0	0	66

I, Nancy Blankenship, Deschutes County Clerk, do hereby certify that the votes recorded on this report correctly summarize the tally of votes cast at the May 18, 2010 Primary Election.

Dated this 2nd day of June 2010.

NAB
Nancy Blankenship
Deschutes County Clerk



RUN DATE:06/02/10 10:06 AM

Primary Election

May 18, 2010

REPORT-EL52

PAGE 0027

WITH 52 OF 52 PRECINCTS REPORTING

VOTES PERCENT

VOTES PERCENT

Judge of the Supreme Court Pos 4

Vote For 1

01 = Rives Kistler

02 = WRITE-IN

21,081 52.02
240 .5903 = OVER VOTES
04 = UNDER VOTES0
19,201 47.38

	01	02	03	04
0001 01	486	9	0	496
0002 02	460	2	0	363
0003 03	9	0	0	16
0004 04	189	8	0	223
0005 05	883	9	0	840
0006 06	539	9	0	415
0007 07	728	9	0	807
0008 08	13	0	0	15
0009 09	291	4	0	245
0010 10	501	12	0	561
0011 11	183	0	0	151
0012 12	255	8	0	296
0013 13	314	2	0	314
0014 14	337	2	0	356
0015 15	272	5	0	283
0016 16	384	2	0	327
0017 17	392	5	0	287
0018 18	608	7	0	566
0019 19	800	9	0	645
0020 20	529	6	0	468
0021 21	327	1	0	339
0022 22	58	0	0	66
0023 23	7	0	0	6
0024 24	173	1	0	168
0025 25	604	7	0	509
0026 26	262	0	0	194
0027 27	362	3	0	374
0028 28	656	11	0	538
0029 29	817	13	0	571
0030 30	259	2	0	212
0031 31	153	0	0	133
0032 32	492	6	0	429
0033 33	587	3	0	555
0034 34	519	2	0	442
0035 35	602	1	0	642
0036 36	744	15	0	659
0037 37	283	1	0	319
0038 38	709	19	0	558
0039 39	578	6	0	436
0040 40	253	3	0	233
0041 41	432	3	0	357
0042 42	519	12	0	497
0043 43	400	0	0	484
0044 44	543	4	0	477
0045 45	392	1	0	393
0046 46	437	2	0	339
0047 47	578	3	0	569
0048 48	371	7	0	322
0049 49	197	0	0	172
0050 50	348	6	0	296
0051 51	99	0	0	118
0052 52	147	0	0	120

I, Nancy Blankenship, Deschutes County Clerk, do hereby certify that the votes recorded on this report correctly summarize the tally of votes cast at the May 18, 2010 Primary Election.

Dated this 2nd day of June, 2010.

Nancy Blankenship
Deschutes County Clerk



WITH 52 OF 52 PRECINCTS REPORTING

Judge Court of Appeals Pos 3

Vote For 1

01 = Darleen Ortega

02 = WRITE-IN

VOTES PERCENT

VOTES PERCENT


21,092 52.05
247 .6103 = OVER VOTES
04 = UNDER VOTES5 .01
19,178 47.33

	01	02	03	04
0001 01	492	6	0	493
0002 02	456	3	0	366
0003 03	9	0	0	16
0004 04	184	6	0	230
0005 05	877	7	0	848
0006 06	543	7	0	413
0007 07	747	4	0	793
0008 08	13	0	0	15
0009 09	295	5	0	240
0010 10	503	15	0	556
0011 11	188	0	0	146
0012 12	263	6	1	289
0013 13	306	4	0	320
0014 14	341	2	0	352
0015 15	269	3	0	288
0016 16	380	1	0	332
0017 17	393	7	0	284
0018 18	589	8	0	584
0019 19	808	8	0	638
0020 20	535	6	0	462
0021 21	319	1	0	347
0022 22	61	0	0	63
0023 23	7	0	0	6
0024 24	167	3	0	172
0025 25	605	10	0	505
0026 26	265	0	0	191
0027 27	380	1	0	358
0028 28	663	9	0	533
0029 29	821	14	0	566
0030 30	263	3	0	207
0031 31	156	0	0	130
0032 32	501	4	0	422
0033 33	595	4	0	546
0034 34	515	8	0	440
0035 35	603	2	0	640
0036 36	732	14	0	672
0037 37	281	1	1	320
0038 38	702	15	0	569
0039 39	572	5	1	442
0040 40	260	5	0	224
0041 41	420	3	0	369
0042 42	513	9	0	506
0043 43	393	4	0	487
0044 44	554	3	0	467
0045 45	382	3	1	400
0046 46	437	4	0	337
0047 47	586	4	0	560
0048 48	360	6	0	334
0049 49	194	3	0	172
0050 50	348	9	1	292
0051 51	98	0	0	119
0052 52	148	2	0	117

I, Nancy Blankenship, Deschutes County Clerk, do hereby certify that the votes recorded on this report correctly summarize the tally of votes cast at the May 18, 2010 Primary Election.

Dated this 2nd day of June, 2010.

Nancy Blankenship
Nancy Blankenship
Deschutes County Clerk



WITH 52 OF 52 PRECINCTS REPORTING

Judge Court of Appeals Pos 7

VOTES PERCENT

VOTES PERCENT

Vote For 1

01 = Robert Wollheim

02 = WRITE-IN

20,101 49.61
220 .5403 = OVER VOTES
04 = UNDER VOTES0
20,201 49.85

	01	02	03	04
0001 01	458	7	0	526
0002 02	432	2	0	391
0003 03	9	0	0	16
0004 04	171	6	0	243
0005 05	830	5	0	897
0006 06	525	5	0	433
0007 07	706	7	0	831
0008 08	13	0	0	15
0009 09	272	4	0	264
0010 10	479	15	0	580
0011 11	182	0	0	152
0012 12	242	7	0	310
0013 13	294	2	0	334
0014 14	324	3	0	368
0015 15	249	3	0	308
0016 16	361	3	0	349
0017 17	378	5	0	301
0018 18	571	5	0	605
0019 19	770	5	0	679
0020 20	504	5	0	494
0021 21	310	2	0	355
0022 22	56	0	0	68
0023 23	6	0	0	7
0024 24	163	3	0	176
0025 25	576	9	0	535
0026 26	256	1	0	199
0027 27	347	3	0	389
0028 28	628	11	0	566
0029 29	787	19	0	595
0030 30	247	2	0	224
0031 31	150	0	0	136
0032 32	467	4	0	456
0033 33	573	3	0	569
0034 34	495	3	0	465
0035 35	569	2	0	674
0036 36	687	9	0	722
0037 37	272	1	0	330
0038 38	679	16	0	591
0039 39	565	4	0	451
0040 40	251	3	0	235
0041 41	401	3	0	388
0042 42	498	9	0	521
0043 43	382	0	0	502
0044 44	525	1	0	498
0045 45	360	4	0	422
0046 46	424	3	0	351
0047 47	551	3	0	596
0048 48	354	4	0	342
0049 49	183	0	0	186
0050 50	331	9	0	310
0051 51	95	0	0	122
0052 52	143	0	0	124

I, Nancy Blankenship, Deschutes County Clerk, do hereby
certify that the votes recorded on this report correctly
summarize the tally of votes cast at the May 18, 2010
Primary Election.

Dated this 2nd day of June, 2010.

Nancy Blankenship
Nancy Blankenship
Deschutes County Clerk



WITH 52 OF 52 PRECINCTS REPORTING

Judge Circuit Crt 11th Dist Pos 6

VOTES PERCENT

VOTES PERCENT

Vote For 1


01 = Thomas Spear
02 = Thomas A Hill
03 = Wells B Ashby1,996 4.93
13,013 32.11
13,047 32.2004 = WRITE-IN
05 = OVER VOTES
06 = UNDER VOTES85 .21
3 .01
12,378 30.55

	01	02	03	04	05	06
0001 01	38	343	328	0	0	282
0002 02	47	258	290	2	0	228
0003 03	1	5	9	0	0	10
0004 04	16	157	134	2	0	111
0005 05	88	545	591	2	0	506
0006 06	49	341	301	2	0	270
0007 07	48	513	558	1	0	424
0008 08	0	11	11	0	0	6
0009 09	17	199	175	1	0	148
0010 10	40	357	324	6	0	347
0011 11	23	98	116	0	0	97
0012 12	18	178	167	1	0	195
0013 13	28	205	168	1	0	228
0014 14	37	187	231	2	0	238
0015 15	48	128	173	2	0	209
0016 16	26	244	240	0	0	203
0017 17	52	214	223	2	0	193
0018 18	74	331	364	2	0	410
0019 19	62	470	471	5	0	446
0020 20	59	324	313	3	0	304
0021 21	27	243	181	0	0	216
0022 22	5	47	25	0	0	47
0023 23	1	4	4	0	0	4
0024 24	16	129	76	0	1	120
0025 25	40	382	381	5	0	312
0026 26	21	154	147	0	0	134
0027 27	21	247	248	2	0	221
0028 28	76	363	413	1	0	352
0029 29	77	386	533	3	0	402
0030 30	30	141	138	0	0	164
0031 31	9	89	93	0	0	95
0032 32	57	311	301	0	0	258
0033 33	43	322	407	3	0	370
0034 34	56	301	327	3	0	276
0035 35	34	362	480	1	0	368
0036 36	61	442	457	5	2	451
0037 37	25	183	194	1	0	200
0038 38	79	419	404	4	0	380
0039 39	71	396	247	0	0	306
0040 40	28	192	107	1	0	161
0041 41	29	280	247	2	0	234
0042 42	55	385	276	5	0	307
0043 43	43	241	294	1	0	305
0044 44	49	348	335	2	0	290
0045 45	60	211	215	3	0	297
0046 46	33	294	238	4	0	209
0047 47	45	302	435	0	0	368
0048 48	38	199	236	1	0	226
0049 49	19	109	131	0	0	110
0050 50	43	246	179	4	0	178
0051 51	10	56	38	0	0	113
0052 52	24	121	73	0	0	49

I, Nancy Blankenship, Deschutes County Clerk, do hereby certify that the votes recorded on this report correctly summarize the tally of votes cast at the May 18, 2010 Primary Election.

Dated this 2nd day of June 2010

Nancy Blankenship
Deschutes County Clerk



RUN DATE:06/02/10 10:06 AM

REPORT-EL52

PAGE 0031

WITH 52 OF 52 PRECINCTS REPORTING

VOTES PERCENT

VOTES PERCENT

Judge Circuit Crt 11th Dist Pos 4

Vote For 1

01 = A Michael Adler

02 = WRITE-IN


20,847 51.45
248 .6103 = OVER VOTES
04 = UNDER VOTES0
19,427 47.94

	01	02	03	04
0001 01	495	8	0	488
0002 02	466	1	0	358
0003 03	11	0	0	14
0004 04	183	4	0	233
0005 05	889	3	0	840
0006 06	527	8	0	428
0007 07	747	9	0	788
0008 08	13	0	0	15
0009 09	278	3	0	259
0010 10	517	16	0	541
0011 11	196	0	0	138
0012 12	258	6	0	295
0013 13	309	4	0	317
0014 14	337	4	0	354
0015 15	244	2	0	314
0016 16	356	2	0	355
0017 17	379	7	0	298
0018 18	589	4	0	588
0019 19	784	5	0	665
0020 20	520	11	0	472
0021 21	323	2	0	342
0022 22	55	0	0	69
0023 23	7	0	0	6
0024 24	164	2	0	176
0025 25	595	10	0	515
0026 26	272	0	0	184
0027 27	367	0	0	372
0028 28	641	9	0	555
0029 29	797	18	0	586
0030 30	244	2	0	227
0031 31	148	1	0	137
0032 32	489	4	0	434
0033 33	617	4	0	524
0034 34	520	4	0	439
0035 35	614	3	0	628
0036 36	707	8	0	703
0037 37	278	4	0	321
0038 38	670	17	0	599
0039 39	559	10	0	451
0040 40	243	4	0	242
0041 41	417	4	0	371
0042 42	522	8	0	498
0043 43	417	5	0	462
0044 44	556	4	0	464
0045 45	363	1	0	422
0046 46	448	7	0	323
0047 47	595	3	0	552
0048 48	353	6	0	341
0049 49	197	0	0	172
0050 50	334	10	0	306
0051 51	94	0	0	123
0052 52	143	1	0	123

I, Nancy Blankenship, Deschutes County Clerk, do hereby
certify that the votes recorded on this report correctly
summarize the tally of votes cast at the May 18, 2010
Primary Election.

Dated this 2nd day of June, 2010.

Nancy Blankenship
Nancy Blankenship
Deschutes County Clerk



NUMBERED KEY CANVASS

RUN DATE:06/02/10 10:06 AM

Deschutes County, Oregon
Primary Election
May 18, 2010

Official Results

REPORT-EL52

PAGE 0032

WITH 52 OF 52 PRECINCTS REPORTING

VOTES PERCENT

VOTES PERCENT

District Attorney

Vote For 1

01 = Mike Dugan

02 = Patrick J Flaherty

03 = WRITE-IN

14,001 34.55
22,127 54.60
48 .12

04 = OVER VOTES
05 = UNDER VOTES


7 .02
4,339 10.71

	01	02	03	04	05
0001 01	444	473	1	1	72
0002 02	253	506	1	0	65
0003 03	4	18	0	0	3
0004 04	168	203	1	0	48
0005 05	656	909	1	0	166
0006 06	340	536	0	0	87
0007 07	626	746	0	0	172
0008 08	8	15	0	0	5
0009 09	224	278	1	0	37
0010 10	290	699	0	0	85
0011 11	110	200	0	0	24
0012 12	162	362	1	0	34
0013 13	190	379	0	0	61
0014 14	243	366	1	0	85
0015 15	219	246	1	0	94
0016 16	286	308	0	0	119
0017 17	260	361	2	0	61
0018 18	398	656	0	0	127
0019 19	446	843	1	0	164
0020 20	319	576	2	0	106
0021 21	185	435	0	0	47
0022 22	33	77	0	0	14
0023 23	3	9	0	0	1
0024 24	94	179	2	0	67
0025 25	410	594	5	0	111
0026 26	161	257	0	0	38
0027 27	338	305	4	0	92
0028 28	422	655	2	0	126
0029 29	440	803	6	0	152
0030 30	207	187	0	0	79
0031 31	84	175	0	0	27
0032 32	373	484	0	0	70
0033 33	413	648	1	0	83
0034 34	363	500	1	0	99
0035 35	404	716	0	0	125
0036 36	427	841	1	0	149
0037 37	165	384	0	0	54
0038 38	428	664	3	2	189
0039 39	312	545	1	1	161
0040 40	133	284	0	0	72
0041 41	266	474	1	0	51
0042 42	294	623	1	1	109
0043 43	317	494	0	0	73
0044 44	370	575	1	0	78
0045 45	306	355	1	1	123
0046 46	281	416	1	0	80
0047 47	422	569	0	1	158
0048 48	206	418	2	0	74
0049 49	151	187	0	0	31
0050 50	183	376	2	0	89
0051 51	77	73	0	0	67
0052 52	87	145	0	0	35

I, Nancy Blankenship, Deschutes County Clerk, do hereby certify that the votes recorded on this report correctly summarize the tally of votes cast at the May 18, 2010 Primary Election.

Dated this 2nd day of June, 2010.

Nancy Blankenship
Deschutes County Clerk



NUMBERED KEY CANVASS

RUN DATE:06/02/10 10:06 AM

Deschutes County, Oregon
Primary Election
May 18, 2010

Official Results

REPORT-EL52 PAGE 0033

WITH 52 OF 52 PRECINCTS REPORTING

County Assessor

Vote For 1

01 = Scot W Langton

02 = WRITE-IN

VOTES PERCENT

22,338 55.13
223 .55

03 = OVER VOTES
04 = UNDER VOTES

VOTES PERCENT


3 .01
17,958 44.32

	01	02	03	04
0001 01	529	5	0	457
0002 02	500	2	0	323
0003 03	10	0	0	15
0004 04	201	4	0	215
0005 05	952	10	1	769
0006 06	570	8	0	385
0007 07	810	12	0	722
0008 08	13	0	0	15
0009 09	316	2	0	222
0010 10	543	8	0	523
0011 11	197	2	0	135
0012 12	283	5	0	271
0013 13	347	5	0	278
0014 14	368	2	0	325
0015 15	282	2	0	276
0016 16	394	2	0	317
0017 17	399	6	0	279
0018 18	628	6	0	547
0019 19	851	7	0	596
0020 20	564	4	0	435
0021 21	365	1	0	301
0022 22	60	0	0	64
0023 23	8	0	0	5
0024 24	185	1	0	156
0025 25	638	8	0	474
0026 26	291	0	0	165
0027 27	374	4	0	361
0028 28	685	9	0	511
0029 29	833	12	0	556
0030 30	261	3	0	209
0031 31	162	2	0	122
0032 32	515	6	0	406
0033 33	644	6	0	495
0034 34	551	4	0	408
0035 35	654	4	0	587
0036 36	768	5	0	645
0037 37	317	0	0	286
0038 38	716	17	0	553
0039 39	591	4	0	425
0040 40	267	1	0	221
0041 41	436	2	0	354
0042 42	545	7	1	475
0043 43	422	2	0	460
0044 44	593	5	0	426
0045 45	409	3	0	374
0046 46	477	4	0	297
0047 47	634	3	1	512
0048 48	375	7	0	318
0049 49	207	0	0	162
0050 50	354	10	0	286
0051 51	102	0	0	115
0052 52	142	1	0	124

I, Nancy Blankenship, Deschutes County Clerk, do hereby certify that the votes recorded on this report correctly summarize the tally of votes cast at the May 18, 2010 Primary Election.

Dated this 2nd day of June, 2010.

Nancy Blankenship
Deschutes County Clerk



NUMBERED KEY CANVASS

RUN DATE:06/02/10 10:06 AM

Deschutes County, Oregon
Primary Election
May 18, 2010

Official Results

REPORT-EL52

PAGE 0034

WITH 33 OF 33 PRECINCTS REPORTING

Justice of the Peace

Vote For 1

01 = Charles Fadeley

02 = WRITE-IN

VOTES PERCENT

12,138 53.65
155 .69

03 = OVER VOTES
04 = UNDER VOTES

VOTES PERCENT


1
10,329 45.66

	01	02	03	04
0003 03	11	0	0	14
0008 08	13	0	0	15
0010 10	517	7	0	550
0012 12	266	2	0	291
0013 13	316	6	0	308
0014 14	379	3	0	313
0015 15	310	3	0	247
0016 16	373	2	0	338
0017 17	399	3	0	282
0018 18	633	3	0	545
0019 19	823	10	0	621
0021 21	332	1	0	334
0022 22	50	0	0	74
0023 23	10	0	0	3
0024 24	179	2	0	161
0028 28	681	7	0	517
0029 29	820	20	0	561
0030 30	290	4	0	179
0031 31	155	3	0	128
0036 36	754	5	0	659
0037 37	297	1	0	305
0038 38	701	16	0	569
0039 39	584	7	0	429
0040 40	268	1	0	220
0041 41	425	3	0	364
0042 42	517	12	1	498
0043 43	394	1	0	489
0045 45	470	12	0	304
0048 48	372	8	0	320
0049 49	187	0	0	182
0050 50	352	11	0	287
0051 51	116	0	0	101
0052 52	144	2	0	121

I, Nancy Blankenship, Deschutes County Clerk, do hereby certify that the votes recorded on this report correctly summarize the tally of votes cast at the May 18, 2010 Primary Election.

Dated this 2nd day of June, 2010.

Nancy Blankenship
Deschutes County Clerk



WITH 52 OF 52 PRECINCTS REPORTING

68 State Issue Bonds to Match School District Bonds

Vote For 1

01 = Yes

02 = No

VOTES PERCENT

VOTES PERCENT


21,202 52.32
16,387 40.4403 = OVER VOTES
04 = UNDER VOTES4 .01
2,929 7.23

	01	02	03	04
0001 01	648	270	0	73
0002 02	431	329	0	65
0003 03	17	6	1	1
0004 04	283	108	0	29
0005 05	947	651	0	134
0006 06	547	328	0	88
0007 07	1011	405	0	128
0008 08	16	9	0	3
0009 09	299	201	0	40
0010 10	479	538	0	57
0011 11	200	117	0	17
0012 12	264	256	0	39
0013 13	295	285	0	50
0014 14	320	309	0	66
0015 15	267	242	0	51
0016 16	413	255	0	45
0017 17	351	287	0	46
0018 18	505	595	0	81
0019 19	675	689	0	90
0020 20	549	367	1	86
0021 21	325	297	0	45
0022 22	43	67	0	14
0023 23	8	5	0	0
0024 24	140	177	0	25
0025 25	630	399	0	91
0026 26	246	180	0	30
0027 27	511	175	0	53
0028 28	585	523	0	97
0029 29	684	620	0	97
0030 30	267	168	0	38
0031 31	135	125	0	26
0032 32	518	352	0	57
0033 33	624	438	0	83
0034 34	537	348	1	77
0035 35	697	449	0	99
0036 36	726	599	0	93
0037 37	309	249	0	45
0038 38	655	571	0	60
0039 39	405	550	0	65
0040 40	203	253	0	33
0041 41	389	362	0	41
0042 42	481	482	1	64
0043 43	482	340	0	62
0044 44	567	391	0	66
0045 45	426	306	0	54
0046 46	455	264	0	59
0047 47	688	359	0	103
0048 48	288	370	0	42
0049 49	201	149	0	19
0050 50	214	386	0	50
0051 51	124	60	0	33
0052 52	122	126	0	19

I, Nancy Blankenship, Deschutes County Clerk, do hereby certify that the votes recorded on this report correctly summarize the tally of votes cast at the May 18, 2010 Primary Election.

Dated this 2nd day of June, 2010.

Nancy Blankenship
Nancy Blankenship
Deschutes County Clerk



WITH 52 OF 52 PRECINCTS REPORTING

69 Borrowing for Community Colleges & Universities

Vote For 1

01 = Yes

02 = No

VOTES PERCENT

VOTES PERCENT


25,093 61.92
11,889 29.3403 = OVER VOTES
04 = UNDER VOTES6 .01
3,534 8.72

	01	02	03	04
0001 01	748	168	1	74
0002 02	542	209	0	74
0003 03	18	5	1	1
0004 04	319	66	0	35
0005 05	1127	440	1	164
0006 06	609	254	0	100
0007 07	1169	233	0	142
0008 08	19	6	0	3
0009 09	343	149	0	48
0010 10	589	404	0	81
0011 11	238	72	0	24
0012 12	326	179	0	54
0013 13	378	197	1	54
0014 14	402	219	0	74
0015 15	351	169	0	40
0016 16	504	157	0	52
0017 17	371	257	0	56
0018 18	607	475	0	99
0019 19	832	499	0	123
0020 20	638	264	0	101
0021 21	390	218	0	59
0022 22	61	50	0	13
0023 23	9	4	0	0
0024 24	142	161	0	39
0025 25	731	286	1	102
0026 26	290	125	0	41
0027 27	579	104	0	56
0028 28	685	396	0	124
0029 29	800	484	0	117
0030 30	305	122	0	46
0031 31	143	111	0	32
0032 32	595	251	0	81
0033 33	758	284	0	103
0034 34	631	237	0	95
0035 35	898	248	0	99
0036 36	848	450	1	119
0037 37	361	189	0	53
0038 38	774	439	0	73
0039 39	468	472	0	80
0040 40	218	224	0	47
0041 41	455	283	0	54
0042 42	550	382	0	96
0043 43	557	257	0	70
0044 44	661	288	0	75
0045 45	504	210	0	72
0046 46	532	178	0	68
0047 47	836	196	0	118
0048 48	346	293	0	61
0049 49	260	85	0	24
0050 50	289	300	0	61
0051 51	160	33	0	24
0052 52	127	107	0	33

I, Nancy Blankenship, Deschutes County Clerk, do hereby
certify that the votes recorded on this report correctly
summarize the tally of votes cast on the May 18, 2010
Primary Election.

Dated this 2nd day of June, 2010.

Nancy Blankenship
Nancy Blankenship
Deschutes County Clerk



NUMBERED KEY CANVASS

Deschutes County, Oregon
Primary Election
May 18, 2010

Official Results

RUN DATE:06/02/10 10:06 AM

REPORT-EL52

PAGE 0037

WITH 52 OF 52 PRECINCTS REPORTING

9-77 Deschutes County Jail Bond

Vote For 1

01 = Yes

02 = No

VOTES PERCENT

VOTES PERCENT

12,563 31.00
26,149 64.53

03 = OVER VOTES
04 = UNDER VOTES


4 .01
1,806 4.46

	01	02	03	04
0001 01	369	566	0	56
0002 02	253	531	0	41
0003 03	6	19	0	0
0004 04	157	239	0	24
0005 05	590	1062	0	80
0006 06	345	572	0	46
0007 07	584	861	0	99
0008 08	12	16	0	0
0009 09	207	298	0	35
0010 10	286	755	0	33
0011 11	105	216	0	13
0012 12	175	359	0	25
0013 13	144	462	0	24
0014 14	174	487	0	34
0015 15	162	373	0	25
0016 16	279	411	0	23
0017 17	192	458	0	34
0018 18	255	876	0	50
0019 19	386	1013	0	55
0020 20	379	583	0	41
0021 21	184	456	0	27
0022 22	26	90	0	8
0023 23	3	10	0	0
0024 24	84	246	0	12
0025 25	451	610	0	59
0026 26	151	281	0	24
0027 27	283	425	0	31
0028 28	348	795	0	62
0029 29	404	947	0	50
0030 30	164	277	0	32
0031 31	79	198	0	9
0032 32	348	546	0	33
0033 33	367	730	0	48
0034 34	403	517	0	43
0035 35	371	810	1	63
0036 36	384	982	0	52
0037 37	163	414	0	26
0038 38	326	923	0	37
0039 39	211	772	0	37
0040 40	88	377	0	24
0041 41	245	527	1	19
0042 42	320	670	0	38
0043 43	272	574	0	38
0044 44	374	613	0	37
0045 45	236	510	0	40
0046 46	287	453	1	37
0047 47	405	678	0	67
0048 48	144	532	0	24
0049 49	115	241	0	13
0050 50	132	483	1	34
0051 51	62	126	0	29
0052 52	73	179	0	15

I, Nancy Blankenship, Deschutes County Clerk, do hereby
certify that the votes recorded on this report correctly
summarize the tally of votes cast at the May 18, 2010
Primary Election.

Dated this 2nd day of June, 2010.

Nancy Blankenship
Deschutes County Clerk



NUMBERED KEY CANVASS

Deschutes County, Oregon
Primary Election
May 18, 2010

Official Results

RUN DATE:06/02/10 10:06 AM

REPORT-EL52

PAGE 0038

WITH 1 OF 1 PRECINCTS REPORTING

VOTES PERCENT

VOTES PERCENT

9-78 Pinewood Country Estates Special Road Dist Form

Vote For 1

01 = Yes

02 = No

16 69.57

7 30.43

03 = OVER VOTES

04 = UNDER VOTES

0

0


01 02 03 04


16 7 0 0

0038 38

I, Nancy Blankenship, Deschutes County Clerk, do hereby
certify that the votes recorded on this report correctly
summarize the tally of votes cast at the May 18, 2010
Primary Election.

Dated this 2nd day of June, 2010.


Nancy Blankenship
Deschutes County Clerk



NUMBERED KEY CANVASS

RUN DATE:06/02/10 10:06 AM

Deschutes County, Oregon
Primary Election
May 18, 2010

Official Results

REPORT-EL52 PAGE 0039

WITH 1 OF 1 PRECINCTS REPORTING

9-79 Black Butte Ranch Service Dist 5-Year Levy

Vote For 1

01 = Yes

02 = No

VOTES PERCENT

144 66.36

63 29.03

03 = OVER VOTES

04 = UNDER VOTES

VOTES PERCENT

0

10 4.61

01 02 03 04

0051 51

144 63 0 10

I, Nancy Blankenship, Deschutes County Clerk, do hereby
certify that the votes recorded on this report correctly
summarize the tally of votes cast at the May 18, 2010
Primary Election.

Dated this 2nd day of June 2010


Nancy Blankenship
Deschutes County Clerk

