

	TOTAL	PERCENT		TOTAL	PERCENT
01 = REGISTERED VOTERS - TOTAL	62,743		04 = VOTER TURNOUT - TOTAL	80.38	
02 = BALLOTS CAST - TOTAL	50,431		05 = VOTER TURNOUT - BLANK	.01	
03 = BALLOTS CAST - BLANK	7				

	01	02	03	04	05
0001 01	974	805	. . 000
0002 02	294	245	. . 000
0003 03	2293	1872	. . 000
0004 04	4079	3373	. . 000
0005 05	4287	3537	. . 000
0006 06	4414	3521	. . 000
0007 07	2924	2452	. . 000
0008 08	3837	2964	. . 103
0009 09	2975	2380	. . 000
0010 10	104	84	. . 000
0011 11	532	407	. . 000
0012 12	3967	3509	. . 103
0013 13	3090	2654	. . 103
0014 14	544	404	. . 000
0015 15	545	437	. . 000
0016 16	2571	2082	. . 000
0017 17	4463	3526	. . 000
0018 18	2272	1760	. . 000
0019 19	4062	3182	. . 102
0020 20	2967	2339	. . 000
0021 21	2180	1699	. . 000
0022 22	3184	2427	. . 103
0023 23	1293	1008	. . 215
0024 24	1407	1108	. . 000
0025 25	864	678	. . 000
0026 26	1708	1312	. . 000
0027 27	388	286	. . 000
0028 28	525	380	. . 000



I certify the votes recorded on this
abstract correctly summarize the tally
of votes cast at the election indicated.
Patricia K. Hitt
DOUGLAS COUNTY CLERK
By: Patricia K. Hitt
Date: 11/26/12

										VOTES PERCENT		VOTES PERCENT	
United States President and Vice Preside FEDERAL													
Vote for 1													
01 = Barack Obama (DEM)		17,145	34.43			06 = Will Christensen (CON)		211	.42				
02 = Jill Stein (PGP)		468	.94			07 = WRITE-IN		424	.85				
03 = Ross C (Rocky) Anderson (PRO)		91	.18			08 = OVER VOTES		35					
04 = Gary Johnson (LBT)		688	1.38			09 = UNDER VOTES		593					
05 = Mitt Romney (REP)		30,776	61.80										

		01	02	03	04	05	06	07	08	09			

0001	01	304	8	0	15	452	6	9	1	10			
0002	02	84	0	0	5	148	2	1	0	5			
0003	03	823	18	1	21	955	8	18	2	26			
0004	04	1084	45	4	53	2102	12	32	2	39			
0005	05	1167	34	8	52	2172	11	30	3	60			
0006	06	1244	25	7	47	2141	9	23	3	22			
0007	07	853	18	2	26	1492	11	19	0	31			
0008	08	943	27	9	48	1861	12	22	3	39			
0009	09	983	19	3	28	1287	13	19	1	27			
0010	10	44	4	0	1	34	1	0	0	0			
0011	11	117	7	2	6	265	3	4	0	3			
0012	12	943	21	2	24	2458	5	16	0	40			
0013	13	741	16	2	28	1819	4	16	1	27			
0014	14	135	3	0	7	242	4	4	3	6			
0015	15	162	4	0	7	256	1	4	0	3			
0016	16	673	19	2	38	1281	18	26	0	25			
0017	17	1170	37	11	51	2169	15	31	0	42			
0018	18	702	18	4	36	954	11	17	4	14			
0019	19	1057	33	7	51	1945	16	34	0	39			
0020	20	682	25	3	31	1533	8	22	2	33			
0021	21	517	18	5	18	1102	7	8	1	23			
0022	22	1128	21	7	43	1166	9	30	1	22			
0023	23	339	7	2	8	617	8	10	4	13			
0024	24	385	9	2	11	676	5	7	1	12			
0025	25	206	4	2	4	445	1	6	0	10			
0026	26	436	11	3	16	816	6	10	2	12			
0027	27	95	10	3	5	160	3	2	1	7			
0028	28	128	7	0	8	228	2	4	0	3			



I certify the votes recorded on this
abstract correctly summarize the tally
of votes cast at the election indicated.
Patricia K. Hitt
DOUGLAS COUNTY CLERK
By: Patricia K Hitt
Date: 11/26/12

Representative in Congress, 4th District
US CONGRESSIONAL DISTRICT 4

- Vote for 1
01 = Peter A DeFazio (DEM)
02 = Chuck Huntting (LBT)
03 = Art Robinson (REP)

VOTES PERCENT

VOTES PERCENT

22,954 46.78 04 = WRITE-IN
1,016 2.07 05 = OVER VOTES
25,018 50.99 06 = UNDER VOTES

80 .16
2
1,361

	01	02	03	04	05	06
0001 01	396	17	381	1	0	10
0002 02	125	2	108	3	0	7
0003 03	995	37	793	3	0	44
0004 04	1389	67	1841	4	0	72
0005 05	1561	73	1790	3	0	110
0006 06	1643	71	1718	0	0	89
0007 07	1149	43	1193	5	0	62
0008 08	1337	60	1477	5	0	85
0009 09	1300	44	964	5	0	67
0010 10	55	0	29	0	0	0
0011 11	188	4	208	0	0	7
0012 12	1324	36	2029	12	0	108
0013 13	1022	50	1504	6	0	72
0014 14	189	10	192	0	0	13
0015 15	203	12	215	0	0	7
0016 16	878	57	1094	8	0	45
0017 17	1632	89	1703	1	1	100
0018 18	906	41	755	7	0	51
0019 19	1386	69	1637	4	0	86
0020 20	983	41	1233	1	1	80
0021 21	685	38	935	0	0	41
0022 22	1424	50	874	7	0	72
0023 23	475	20	487	2	0	24
0024 24	523	29	533	1	0	22
0025 25	285	10	360	0	0	23
0026 26	580	29	661	0	0	42
0027 27	121	8	146	1	0	10
0028 28	200	9	158	1	0	12



I certify the votes recorded on this
abstract correctly summarize the tally
of votes cast at the election indicated.
Patricia K. Hitt
DOUGLAS COUNTY CLERK
By: Patricia K Hitt
Date: 11/26/12

		VOTES		PERCENT				VOTES		PERCENT	
Secretary of State STATEWIDE PARTISAN											
Vote for 1											
01 = Seth Woolley (PGP)		783	1.65	05 = Knute Buehler (REP)		27,403	57.76				
02 = Robert Wolfe (PRO)		457	.96	06 = WRITE-IN		74	.16				
03 = Bruce Alexander Knight (LBT)		707	1.49	07 = OVER VOTES		7					
04 = Kate Brown (DEM)		18,022	37.98	08 = UNDER VOTES		2,978					
		01	02	03	04	05	06	07	08		
0001	01	13	11	16	326	400	4	0	35		
0002	02	2	2	2	100	125	1	0	13		
0003	03	33	25	29	802	862	1	0	120		
0004	04	84	15	59	1124	1948	5	1	137		
0005	05	69	28	48	1229	1935	5	0	223		
0006	06	40	39	52	1250	1964	2	0	174		
0007	07	26	12	25	827	1409	5	1	147		
0008	08	49	28	45	1043	1587	8	1	203		
0009	09	30	22	33	946	1204	5	0	140		
0010	10	1	3	1	42	34	0	0	3		
0011	11	10	6	3	148	221	0	0	19		
0012	12	26	17	27	960	2303	3	0	173		
0013	13	28	14	22	777	1686	3	0	124		
0014	14	10	5	6	138	209	0	1	35		
0015	15	10	3	5	167	231	2	0	19		
0016	16	47	28	37	746	1089	5	0	130		
0017	17	38	33	59	1303	1851	2	1	239		
0018	18	31	26	24	709	848	3	1	118		
0019	19	60	40	53	1153	1694	5	0	177		
0020	20	32	19	23	759	1338	5	1	162		
0021	21	16	10	28	579	971	2	0	93		
0022	22	48	24	46	1095	1042	4	0	168		
0023	23	14	12	5	370	529	0	0	78		
0024	24	21	8	17	452	545	3	0	62		
0025	25	14	6	9	231	366	0	0	52		
0026	26	16	9	21	482	697	1	0	86		
0027	27	7	4	8	110	134	0	0	23		
0028	28	8	8	4	154	181	0	0	25		



I certify the votes recorded on this abstract correctly summarize the tally of votes cast at the election indicated.
Patricia K. Hitt
DOUGLAS COUNTY CLERK
By: Patricia K. Hitt
Date: 11/26/12

		VOTES		PERCENT				VOTES		PERCENT	
State Treasurer STATEWIDE PARTISAN											
Vote for 1											
01 = Ted Wheeler (DEM)		18,309		39.94		05 = Tom Cox (REP)		25,123		54.81	
02 = Cameron Whitten (PRO)		766		1.67		06 = WRITE-IN		46		.10	
03 = John F Mahler (LBT)		916		2.00		07 = OVER VOTES		10			
04 = Michael Paul Marsh (CON)		679		1.48		08 = UNDER VOTES		4,582			

		01	02	03	04	05	06	07	08		

0001	01	330	11	15	9	372	3	0	65		
0002	02	91	4	3	1	125	0	0	21		
0003	03	851	27	41	23	756	0	0	174		
0004	04	1108	68	76	40	1847	3	0	231		
0005	05	1274	48	72	51	1754	5	0	333		
0006	06	1300	53	69	37	1776	2	2	282		
0007	07	873	29	30	18	1260	4	1	237		
0008	08	1057	41	54	50	1464	2	0	296		
0009	09	1042	27	36	26	1018	3	0	228		
0010	10	48	0	1	0	31	0	0	4		
0011	11	134	6	9	5	216	0	0	37		
0012	12	1027	35	41	25	2073	2	0	306		
0013	13	784	35	47	37	1507	2	0	242		
0014	14	138	4	7	5	203	1	0	46		
0015	15	170	4	7	9	212	0	0	35		
0016	16	776	36	50	42	999	4	1	174		
0017	17	1248	57	64	45	1763	2	2	345		
0018	18	709	34	23	28	784	4	1	177		
0019	19	1135	56	61	48	1585	4	1	292		
0020	20	773	26	40	30	1234	0	0	236		
0021	21	573	25	27	23	922	1	0	128		
0022	22	1105	47	50	52	919	1	2	251		
0023	23	371	18	15	13	487	1	0	103		
0024	24	435	26	19	16	524	1	0	87		
0025	25	230	9	23	7	348	0	0	61		
0026	26	462	27	20	25	651	1	0	126		
0027	27	115	6	7	6	125	0	0	27		
0028	28	150	7	9	8	168	0	0	38		



I certify the votes recorded on this abstract correctly summarize the tally of votes cast at the election indicated.
Patricia K. Hitt
DOUGLAS COUNTY CLERK
By: Patricia K. Hitt
Date: 11/26/12

		VOTES		PERCENT				VOTES		PERCENT	
Attorney General STATEWIDE PARTISAN											
Vote for 1											
01 = Chris Henry (PRO)		719		1.59							
02 = James L Buchal (REP)		25,219		55.68		05 = WRITE-IN		67		.15	
03 = James E Leuenberger (CON)		1,521		3.36		06 = OVER VOTES		2			
04 = Ellen Rosenblum (DEM)		17,763		39.22		07 = UNDER VOTES		5,140			
		01	02	03	04	05	06	07			
0001	01	12	359	29	331	3	0	71			
0002	02	4	130	4	82	0	0	25			
0003	03	20	786	58	818	2	0	188			
0004	04	49	1837	107	1111	4	0	265			
0005	05	58	1820	107	1191	8	0	353			
0006	06	47	1777	97	1263	7	0	330			
0007	07	20	1271	55	843	7	0	256			
0008	08	48	1448	107	1023	2	0	336			
0009	09	40	1062	48	971	3	0	256			
0010	10	2	30	0	48	0	0	4			
0011	11	6	202	19	129	1	0	50			
0012	12	31	2098	66	972	2	0	340			
0013	13	29	1543	65	759	3	0	255			
0014	14	5	198	14	135	0	0	52			
0015	15	1	216	9	166	0	0	45			
0016	16	24	1004	92	741	5	0	216			
0017	17	57	1751	109	1221	5	1	382			
0018	18	37	774	52	714	4	0	179			
0019	19	63	1566	103	1096	4	0	350			
0020	20	26	1220	66	746	0	0	281			
0021	21	21	896	65	559	0	0	158			
0022	22	42	914	93	1097	1	1	279			
0023	23	15	480	24	371	3	0	115			
0024	24	15	517	39	440	1	0	96			
0025	25	9	360	28	222	0	0	59			
0026	26	21	659	43	462	2	0	125			
0027	27	6	131	10	108	0	0	31			
0028	28	11	170	12	144	0	0	43			



I certify the votes recorded on this
abstract correctly summarize the tally
of votes cast at the election indicated.
Patricia K. Hitt
DOUGLAS COUNTY CLERK
By: Patricia K Hitt
Date: 11-26-12

	VOTES	PERCENT		VOTES	PERCENT
State Senator, 1st District SENATE DISTRICT 01					
Vote for 1					
01 = Jeff Kruse (REP)	22,263	75.99			
02 = Eldon Rollins (DEM)	6,985	23.84	04 = OVER VOTES	5	
03 = WRITE-IN	49	.17	05 = UNDER VOTES	2,918	

	01	02	03	04	05
0007 07	1749	465	4	2	232
0008 08	2061	622	6	0	275
0009 09	1559	603	5	0	213
0012 12	2698	577	2	0	232
0013 13	2008	446	10	2	188
0016 16	1415	471	4	0	192
0018 18	1115	473	5	0	167
0019 19	2185	672	3	0	322
0020 20	1692	434	1	1	211
0021 21	1157	371	1	0	170
0022 22	1404	758	2	0	263
0023 23	701	213	3	0	91
0024 24	738	276	0	0	94
0025 25	472	141	0	0	65
0026 26	887	294	3	0	128
0027 27	164	87	0	0	35
0028 28	258	82	0	0	40



I certify the votes recorded on this abstract correctly summarize the tally of votes cast at the election indicated.
Patricia K. Hitt
DOUGLAS COUNTY CLERK
By: Patricia K. Hitt
Date: 11/26/12

						VOTES	PERCENT			VOTES	PERCENT
State Senator, 5th District SENATE DISTRICT 05											
Vote for 1											
01 = Scott Roberts (REP)				1,332	54.19						
02 = Arnie Roblan (DEM)				1,124	45.73	04 = OVER VOTES				0	
03 = WRITE-IN				2	.08	05 = UNDER VOTES				219	

		01	02	03	04	05					

0001	01	413	330	1	0	61					
0003	03	919	794	1	0	158					



I certify the votes recorded on this abstract correctly summarize the tally of votes cast at the election indicated.
Patricia K. Hitt
DOUGLAS COUNTY CLERK
By: Patricia K. Hitt
Date: 11/26/12

VOTES					PERCENT	VOTES		PERCENT
State Representative, 1st District HOUSE DISTRICT 01								
Vote for 1								
01 = Jim Klahr (DEM)		1,790	24.84					
02 = Wayne Krieger (REP)		5,392	74.83	04 = OVER VOTES				0
03 = WRITE-IN		24	.33	05 = UNDER VOTES				1,040
<hr/>								
	01	02	03	04	05			
<hr/>								
0012 12	678	2389	7	0	435			
0013 13	552	1761	8	0	333			
0016 16	560	1241	9	0	272			
0023 23	0	1	0	0	0			



I certify the votes recorded on this
abstract correctly summarize the tally
of votes cast at the election indicated.
Patricia K. Hitt
DOUGLAS COUNTY CLERK
By: Patricia K. Hitt
Date: 11/26/12

					VOTES	PERCENT		
State Representative, 2nd District HOUSE DISTRICT 02							VOTES	PERCENT
Vote for 1								
01 = Jeff Adams (LBT)					4,417	22.09		
02 = Tim Freeman (REP)					15,416	77.11	04 = OVER VOTES	5
03 = WRITE-IN					158	.79	05 = UNDER VOTES	3,978
					01	02	03	04
					05			
0007	07	411	1622	18	1	400		
0008	08	548	1913	13	0	490		
0009	09	477	1460	27	0	416		
0018	18	355	1085	12	1	307		
0019	19	514	2097	22	0	549		
0020	20	381	1603	16	0	339		
0021	21	293	1127	9	0	270		
0022	22	599	1338	14	3	473		
0023	23	172	671	9	0	155		
0024	24	212	725	10	0	161		
0025	25	126	449	0	0	103		
0026	26	213	901	5	0	193		
0027	27	60	168	3	0	55		
0028	28	56	257	0	0	67		



I certify the votes recorded on this
abstract correctly summarize the tally
of votes cast at the election indicated.
Patricia K. Hitt
DOUGLAS COUNTY CLERK
By: Patricia K. Hitt
Date: 11/26/12

					VOTES	PERCENT			VOTES	PERCENT
State Representative, 7th District HOUSE DISTRICT 07										
Vote for 1										
01 = Bruce Hanna (REP)		10,537	75.58							
02 = Fergus Mclean (DEM)		3,383	24.26	04 = OVER VOTES					0	
03 = WRITE-IN		22	.16	05 = UNDER VOTES					1,592	
<hr/>										
	01	02	03	04	05					
<hr/>										
0002 02	164	53	0	0	28					
0004 04	2306	716	2	0	349					
0005 05	2381	776	4	0	376					
0006 06	2418	768	5	0	330					
0010 10	45	32	0	0	7					
0011 11	300	69	0	0	38					
0014 14	258	94	0	0	52					
0015 15	285	108	1	0	43					
0017 17	2380	767	10	0	369					



I certify the votes recorded on this
abstract correctly summarize the tally
of votes cast at the election indicated.
Patricia K. Hitt
DOUGLAS COUNTY CLERK
By: Patricia K. Hitt
Date: 11/26/12

				VOTES	PERCENT					VOTES	PERCENT
State Representative, 9th District HOUSE DISTRICT 09											
Vote for 1											
01 = Caddy McKeown (DEM)		1,201	49.57	04 = WRITE-IN				3	.12		
02 = Nancy Brouhard (REP)		1,148	47.38	05 = OVER VOTES				0			
03 = Guy Rosinbaum (LBT)		71	2.93	06 = UNDER VOTES				254			
<div><div></div><div>01 02 03 04 05 06</div><div></div></div>											
0001 01		344	367	26	3	0	65				
0003 03		857	781	45	0	0	189				



I certify the votes recorded on this abstract correctly summarize the tally of votes cast at the election indicated.
Patricia K. Hitt
DOUGLAS COUNTY CLERK
By: Patricia K. Hitt
Date: 11/26/12

Commissioner of the Bureau of Labor and
STATEWIDE NONPARTISAN

Vote for 1
01 = Bruce Starr
02 = Brad Avakian
03 = WRITE-IN

VOTES PERCENT

22,283 63.79
12,445 35.63
205 .59

04 = OVER VOTES
05 = UNDER VOTES

VOTES PERCENT

14
15,484

	01	02	03	04	05
0001 01	361	204	6	0	234
0002 02	125	56	0	0	64
0003 03	753	555	5	0	559
0004 04	1523	802	9	1	1038
0005 05	1567	875	13	2	1080
0006 06	1583	815	8	2	1113
0007 07	1073	615	11	0	753
0008 08	1321	726	16	1	900
0009 09	959	658	6	0	757
0010 10	32	28	0	0	24
0011 11	180	98	0	1	128
0012 12	1551	792	13	3	1150
0013 13	1194	618	14	1	827
0014 14	161	87	2	1	153
0015 15	163	123	1	1	149
0016 16	944	506	10	0	622
0017 17	1629	820	16	0	1061
0018 18	752	449	16	0	543
0019 19	1455	782	14	1	930
0020 20	1105	528	6	0	700
0021 21	738	418	4	0	539
0022 22	939	735	12	0	741
0023 23	482	226	3	0	297
0024 24	530	255	10	0	313
0025 25	295	184	1	0	198
0026 26	578	315	7	0	412
0027 27	133	63	2	0	88
0028 28	157	112	0	0	111



I certify the votes recorded on this
abstract correctly summarize the tally
of votes cast at the election indicated.
Patricia K. Hitt
DOUGLAS COUNTY CLERK

By: Patricia K. Hitt
Date: 11/26/12

Judge of the Supreme Court, Position 3
STATEWIDE NONPARTISAN

Votes Percent

Votes Percent

Vote for 1

01 = Richard C Baldwin 17,356 50.08

02 = Nena Cook 17,090 49.31

03 = WRITE-IN 213 .61

04 = OVER VOTES 19

05 = UNDER VOTES 15,753

	01	02	03	04	05
0001 01	257	300	6	0	242
0002 02	98	85	0	0	62
0003 03	692	626	3	1	550
0004 04	1132	1160	9	1	1071
0005 05	1191	1209	13	1	1123
0006 06	1207	1157	18	2	1137
0007 07	840	850	10	2	750
0008 08	1001	1017	12	2	932
0009 09	831	778	12	1	758
0010 10	32	20	0	0	32
0011 11	103	169	0	0	135
0012 12	1174	1103	21	3	1208
0013 13	902	876	16	0	860
0014 14	129	128	2	1	144
0015 15	130	149	1	0	157
0016 16	716	708	7	0	651
0017 17	1232	1198	8	2	1086
0018 18	628	619	14	2	497
0019 19	1106	1110	15	0	951
0020 20	813	773	15	0	738
0021 21	587	576	2	0	534
0022 22	835	843	11	0	738
0023 23	362	345	5	0	296
0024 24	412	390	8	1	297
0025 25	252	221	0	0	205
0026 26	474	428	3	0	407
0027 27	89	111	1	0	85
0028 28	131	141	1	0	107



I certify the votes recorded on this abstract correctly summarize the tally of votes cast at the election indicated.
Patricia K. Hitt
DOUGLAS COUNTY CLERK
By: Patricia K. Hitt
Date: 11/26/12

COUNTY CLERK DOUGLAS

Vote for 1
01 = Patricia (Patty) Hitt
02 = WRITE-IN

VOTES PERCENT

30,177 98.92 03 = OVER VOTES
330 1.08 04 = UNDER VOTES

VOTES PERCENT

3
19,921

	01	02	03	04
0001 01	442	7	0	356
0002 02	158	6	0	81
0003 03	1082	8	0	782
0004 04	1870	26	0	1477
0005 05	2062	25	0	1450
0006 06	2181	25	2	1313
0007 07	1525	13	0	914
0008 08	1815	22	1	1126
0009 09	1479	15	0	886
0010 10	48	0	0	36
0011 11	246	3	0	158
0012 12	1949	18	0	1542
0013 13	1520	28	0	1106
0014 14	232	2	0	170
0015 15	252	0	0	185
0016 16	1183	20	0	879
0017 17	2281	22	0	1223
0018 18	1082	19	0	659
0019 19	1916	14	0	1252
0020 20	1401	13	0	925
0021 21	936	6	0	757
0022 22	1511	17	0	899
0023 23	622	8	0	378
0024 24	719	1	0	388
0025 25	443	1	0	234
0026 26	786	8	0	518
0027 27	179	2	0	105
0028 28	257	1	0	122



I certify the votes recorded on this
abstract correctly summarize the tally
of votes cast at the election indicated.
Patricia K. Hitt
DOUGLAS COUNTY CLERK
By: Patricia K. Hitt
Date: 11/26/12

SHERIFF DOUGLAS
Vote for 1
01 = John Hanlin
02 = WRITE-IN

VOTES PERCENT

32,402 98.15 03 = OVER VOTES
610 1.85 04 = UNDER VOTES

VOTES PERCENT

5
17,414

	01	02	03	04
0001 01	459	8	0	338
0002 02	165	6	0	74
0003 03	1088	15	1	768
0004 04	1978	38	0	1357
0005 05	2256	48	0	1233
0006 06	2447	42	2	1030
0007 07	1674	20	0	758
0008 08	1956	41	1	966
0009 09	1601	22	0	757
0010 10	52	0	0	32
0011 11	262	6	0	139
0012 12	2231	33	0	1245
0013 13	1746	25	1	882
0014 14	243	6	0	155
0015 15	267	1	0	169
0016 16	1256	35	0	791
0017 17	2350	43	0	1133
0018 18	1146	38	0	576
0019 19	1957	42	0	1183
0020 20	1578	32	0	729
0021 21	979	16	0	704
0022 22	1583	37	0	807
0023 23	680	17	0	311
0024 24	731	17	0	360
0025 25	454	5	0	219
0026 26	824	13	0	475
0027 27	182	1	0	103
0028 28	257	3	0	120



I certify the votes recorded on this
abstract correctly summarize the tally
of votes cast at the election indicated.
Patricia K. Hitt
DOUGLAS COUNTY CLERK
By: Patricia K. Hitt
Date: 11/26/12

TREASURER DOUGLAS
Vote for 1
01 = Jim Rudolph
02 = Rae Copitka
03 = WRITE-IN

VOTES PERCENT

25,533 77.96
7,057 21.55
162 .49

04 = OVER VOTES
05 = UNDER VOTES

VOTES PERCENT

7
17.672

	01	02	03	04	05
0001 01	398	114	4	0	289
0002 02	133	43	1	0	68
0003 03	881	322	4	1	664
0004 04	1665	435	13	1	1259
0005 05	1829	438	12	1	1257
0006 06	1848	478	13	2	1180
0007 07	1360	258	7	0	827
0008 08	1520	401	8	1	1034
0009 09	1247	327	5	0	801
0010 10	38	14	0	0	32
0011 11	197	64	0	0	146
0012 12	1845	389	7	0	1268
0013 13	1348	352	7	0	947
0014 14	181	62	1	0	160
0015 15	236	57	0	1	143
0016 16	1028	325	10	0	719
0017 17	1732	564	12	0	1218
0018 18	882	267	12	0	599
0019 19	1548	460	13	0	1161
0020 20	1170	337	6	0	826
0021 21	829	229	8	0	633
0022 22	1196	385	7	0	839
0023 23	526	156	4	0	322
0024 24	577	177	3	0	351
0025 25	364	98	0	0	216
0026 26	648	179	4	0	481
0027 27	131	52	0	0	103
0028 28	176	74	1	0	129



I certify the votes recorded on this
abstract correctly summarize the tally
of votes cast at the election indicated.
Patricia K. Hitt
DOUGLAS COUNTY CLERK
By: Patricia K. Hitt
Date: 11/26/12

DIRECTOR, ZONE 2 DOUGLAS SOIL/WATER CONSERVTN.
Vote for 1
01 = NO CANDIDATE FILED
02 = WRITE-IN

VOTES PERCENT
0
1,336 100.00

03 = OVER VOTES
04 = UNDER VOTES

VOTES PERCENT
0
45,701

	01	02	03	04
0002 02	0	4	0	241
0004 04	0	78	0	2662
0005 05	0	97	0	3440
0006 06	0	104	0	3417
0007 07	0	64	0	2388
0008 08	0	69	0	2895
0009 09	0	79	0	2301
0011 11	0	6	0	401
0012 12	0	107	0	3402
0013 13	0	76	0	2578
0014 14	0	14	0	390
0015 15	0	12	0	425
0016 16	0	64	0	2018
0017 17	0	101	0	3425
0018 18	0	71	0	1689
0019 19	0	93	0	3089
0020 20	0	62	0	2277
0021 21	0	35	0	1664
0022 22	0	81	0	2346
0023 23	0	35	0	973
0024 24	0	40	0	1068
0025 25	0	8	0	670
0026 26	0	24	0	1288
0027 27	0	9	0	277
0028 28	0	3	0	377



I certify the votes recorded on this
abstract correctly summarize the tally
of votes cast at the election indicated.
Patricia K. Hitt
DOUGLAS COUNTY CLERK
By: Patricia K. Hitt
Date: 11/26/12

DIRECTOR, ZONE 3 DOUGLAS SOIL/WATER CONSERVTN.
Vote for 1
01 = NO CANDIDATE FILED
02 = WRITE-IN

VOTES PERCENT
0
1,050 100.00

03 = OVER VOTES
04 = UNDER VOTES

VOTES PERCENT
0
45,987

	01	02	03	04
0002 02	0	3	0	242
0004 04	0	73	0	2667
0005 05	0	78	0	3459
0006 06	0	86	0	3435
0007 07	0	52	0	2400
0008 08	0	57	0	2907
0009 09	0	50	0	2330
0011 11	0	5	0	402
0012 12	0	89	0	3420
0013 13	0	60	0	2594
0014 14	0	8	0	396
0015 15	0	16	0	421
0016 16	0	56	0	2026
0017 17	0	76	0	3450
0018 18	0	51	0	1709
0019 19	0	70	0	3112
0020 20	0	58	0	2281
0021 21	0	23	0	1676
0022 22	0	59	0	2368
0023 23	0	23	0	985
0024 24	0	24	0	1084
0025 25	0	7	0	671
0026 26	0	18	0	1294
0027 27	0	5	0	281
0028 28	0	3	0	377



I certify the votes recorded on this
abstract correctly summarize the tally
of votes cast at the election indicated.
Patricia K. Hitt
DOUGLAS COUNTY CLERK
By: Patricia K. Hitt
Date: 11/26/12

DIRECTOR, ZONE 4 DOUGLAS SOIL/WATER CONSERVTN.
Vote for 1
01 = NO CANDIDATE FILED
02 = WRITE-IN

VOTES PERCENT
0
909 100.00

03 = OVER VOTES
04 = UNDER VOTES

VOTES PERCENT
0
46,128

	01	02	03	04
0002 02	0	3	0	242
0004 04	0	50	0	2690
0005 05	0	71	0	3466
0006 06	0	71	0	3450
0007 07	0	46	0	2406
0008 08	0	51	0	2913
0009 09	0	43	0	2337
0011 11	0	3	0	404
0012 12	0	73	0	3436
0013 13	0	57	0	2597
0014 14	0	4	0	400
0015 15	0	8	0	429
0016 16	0	53	0	2029
0017 17	0	66	0	3460
0018 18	0	47	0	1713
0019 19	0	64	0	3118
0020 20	0	47	0	2292
0021 21	0	24	0	1675
0022 22	0	49	0	2378
0023 23	0	19	0	989
0024 24	0	24	0	1084
0025 25	0	8	0	670
0026 26	0	18	0	1294
0027 27	0	7	0	279
0028 28	0	3	0	377



I certify the votes recorded on this
abstract correctly summarize the tally
of votes cast at the election indicated.
Patricia K. Hitt
DOUGLAS COUNTY CLERK
By: Patricia K. Hitt
Date: 11/26/12

DIRECTOR, ZONE 5 DOUGLAS SOIL/WATER CONSERVTN.

Vote for 1
01 = NO CANDIDATE FILED
02 = WRITE-IN

VOTES PERCENT

0
1,051 100.00

03 = OVER VOTES
04 = UNDER VOTES

VOTES PERCENT

0
45,986

	01	02	03	04
0002 02	0	3	0	242
0004 04	0	60	0	2680
0005 05	0	76	0	3461
0006 06	0	84	0	3437
0007 07	0	51	0	2401
0008 08	0	57	0	2907
0009 09	0	55	0	2325
0011 11	0	5	0	402
0012 12	0	92	0	3417
0013 13	0	69	0	2585
0014 14	0	6	0	398
0015 15	0	10	0	427
0016 16	0	56	0	2026
0017 17	0	69	0	3457
0018 18	0	44	0	1716
0019 19	0	82	0	3100
0020 20	0	51	0	2288
0021 21	0	32	0	1667
0022 22	0	51	0	2376
0023 23	0	23	0	985
0024 24	0	25	0	1083
0025 25	0	12	0	666
0026 26	0	24	0	1288
0027 27	0	11	0	275
0028 28	0	3	0	377



I certify the votes recorded on this
abstract correctly summarize the tally
of votes cast at the election indicated.
Patricia K. Hitt
DOUGLAS COUNTY CLERK
By: Patricia K. Hitt
Date: 11/26/12

DIRECTOR, AT LARGE - 1 DOUGLAS SOIL/WATER CONSERVTN.
Vote for 1
01 = NO CANDIDATE FILED
02 = WRITE-IN

VOTES PERCENT
0
1,127 100.00

03 = OVER VOTES
04 = UNDER VOTES

VOTES PERCENT
0
45.910

	01	02	03	04
0002 02	0	4	0	241
0004 04	0	67	0	2673
0005 05	0	90	0	3447
0006 06	0	81	0	3440
0007 07	0	57	0	2395
0008 08	0	56	0	2908
0009 09	0	50	0	2330
0011 11	0	4	0	403
0012 12	0	91	0	3418
0013 13	0	79	0	2575
0014 14	0	6	0	398
0015 15	0	12	0	425
0016 16	0	59	0	2023
0017 17	0	88	0	3438
0018 18	0	58	0	1702
0019 19	0	79	0	3103
0020 20	0	68	0	2271
0021 21	0	33	0	1666
0022 22	0	51	0	2376
0023 23	0	28	0	980
0024 24	0	27	0	1081
0025 25	0	7	0	671
0026 26	0	22	0	1290
0027 27	0	7	0	279
0028 28	0	3	0	377



I certify the votes recorded on this
abstract correctly summarize the tally
of votes cast at the election indicated.
Patricia K. Hitt
DOUGLAS COUNTY CLERK
By: Patricia K. Hitt
Date: 11/26/12

DIRECTOR, ZONE 1 UMPQUA SOIL/WATER CONSERVTN.

VOTES PERCENT

VOTES PERCENT

Vote for 1

01 = Thomas Black

02 = WRITE-IN

2,001 99.21

16 .79

03 = OVER VOTES

04 = UNDER VOTES

0

1,377

	01	02	03	04
0001 01	478	6	0	321
0003 03	1151	10	0	711
0004 04	325	0	0	308
0010 10	47	0	0	37



I certify the votes recorded on this
abstract correctly summarize the tally
of votes cast at the election indicated.
Patricia K. Hitt
DOUGLAS COUNTY CLERK

By: Patricia K. Hitt

Date: 11/26/12

DIRECTOR, ZONE 2 UMPQUA SOIL/WATER CONSERVTN.					VOTES	PERCENT	VOTES		PERCENT
Vote for 1									
01 = Allen R Peterson					1,744	99.15	03 = OVER VOTES	0	
02 = WRITE-IN					15	.85	04 = UNDER VOTES	1,635	
					01	02	03	04	
0001	01				389	6	0	410	
0003	03				1007	9	0	856	
0004	04				304	0	0	329	
0010	10				44	0	0	40	



I certify the votes recorded on this abstract correctly summarize the tally of votes cast at the election indicated.
Patricia K. Hitt
DOUGLAS COUNTY CLERK
By: Patricia K Hitt
Date: 11/26/12

					VOTES	PERCENT						VOTES	PERCENT
DIRECTOR, ZONE 4 UMPQUA SOIL/WATER CONSERVTN.													
Vote for 1													
01 = Rudy Zimmer				1,770	99.33	03 = OVER VOTES						0	
02 = WRITE-IN				12	.67	04 = UNDER VOTES						1,612	

		01	02	03	04								

0001	01	401	4	0	400								
0003	03	1000	8	0	864								
0004	04	322	0	0	311								
0010	10	47	0	0	37								



I certify the votes recorded on this
abstract correctly summarize the tally
of votes cast at the election indicated.
Patricia K. Hitt
DOUGLAS COUNTY CLERK
By: Patricia K. Hitt
Date: 11/26/12

					VOTES	PERCENT						VOTES	PERCENT
DIRECTOR, ZONE 5 UMPQUA SOIL/WATER CONSERVTN.													
Vote for 1													
01 = Lincoln Russell					1,791	99.22	03 = OVER VOTES					0	
02 = WRITE-IN					14	.78	04 = UNDER VOTES					1,589	

					01	02	03	04					

0001 01					401	4	0	400					
0003 03					995	9	0	868					
0004 04					346	1	0	286					
0010 10					49	0	0	35					



I certify the votes recorded on this
abstract correctly summarize the tally
of votes cast at the election indicated.
Patricia K. Hitt
DOUGLAS COUNTY CLERK
By: Patricia K. Hitt
Date: 11/26/12

					VOTES	PERCENT						VOTES	PERCENT
DIRECTOR, AT LARGE - 1 UMPQUA SOIL/WATER CONSERVTN.													
Vote for 1													
01 = Deborah Yates		1,776		98.67	03 = OVER VOTES				0				
02 = WRITE-IN		24		1.33	04 = UNDER VOTES				1,594				

		01	02	03	04								

0001	01	405	10	0	390								
0003	03	1018	13	0	841								
0004	04	309	1	0	323								
0010	10	44	0	0	40								



I certify the votes recorded on this
abstract correctly summarize the tally
of votes cast at the election indicated.
Patricia K. Hitt
DOUGLAS COUNTY CLERK
By: Patricia K. Hitt
Date: 11/26/12

		VOTES		PERCENT				VOTES		PERCENT	
MAYOR CITY OF CANYONVILLE											
Vote for 1											
01 = Bob Deaton		366		60.50							
02 = Dennis Douglas		232		38.35	04 = OVER VOTES				0		
03 = WRITE-IN		7		1.16	05 = UNDER VOTES				73		

		01	02	03	04	05					

0025 25		366	232	7	0	73					



I certify the votes recorded on this
abstract correctly summarize the tally
of votes cast at the election indicated.
Patricia K. Hitt
DOUGLAS COUNTY CLERK
By: Patricia K. Hitt
Date: 11/26/12

COUNCILOR CITY OF CANYONVILLE

Vote for 3

- 01 = Susan Moran-Kaidme
- 02 = Frank Braudt
- 03 = Marilyn L Loomis
- 04 = Dana Ravera

VOTES PERCENT

VOTES PERCENT

01 = Susan Moran-Kaidme	289	19.59	05 = Judy Coleman	329	22.31
02 = Frank Braudt	350	23.73	06 = WRITE-IN	2	.14
03 = Marilyn L Loomis	291	19.73	07 = OVER VOTES	0	
04 = Dana Ravera	214	14.51	08 = UNDER VOTES	559	

01	02	03	04	05	06	07	08
289	350	291	214	329	2	0	559

0025 25



I certify the votes recorded on this
abstract correctly summarize the tally
of votes cast at the election indicated.
Patricia K. Hitt
DOUGLAS COUNTY CLERK

By: Patricia K. Hitt
Date: 11/26/12

MAYOR CITY OF DRAIN
Vote for 1
01 = Suzanne Anderson
02 = WRITE-IN

VOTES		PERCENT	
264	87.71	03 = OVER VOTES	
37	12.29	04 = UNDER VOTES	

VOTES		PERCENT
0		
106		

	01	02	03	04
0011 11	264	37	0	106



I certify the votes recorded on this
abstract correctly summarize the tally
of votes cast at the election indicated.
Patricia K. Hitt
DOUGLAS COUNTY CLERK
By: Patricia K. Hitt
Date: 11/26/12

				VOTES	PERCENT					VOTES	PERCENT
COUNCILOR, POSITION NO. 1 CITY OF DRAIN											
Vote for 1											
01 = NO CANDIDATE FILED				0		03 = OVER VOTES				0	
02 = WRITE-IN				25	100.00	04 = UNDER VOTES				382	

				01	02	03	04				

0011 11				0	25	0	382				




I certify the votes recorded on this
abstract correctly summarize the tally
of votes cast at the election indicated.
Patricia K. Hitt
DOUGLAS COUNTY CLERK
By: Patricia K. Hitt
Date: 11/26/12

				VOTES	PERCENT					VOTES	PERCENT
COUNCILOR, POSITION NO. 3 CITY OF DRAIN											
Vote for 1											
01 = Rance Pilley		294	97.67	03 = OVER VOTES				0			
02 = WRITE-IN		7	2.33	04 = UNDER VOTES				106			

		01	02	03	04						

0011 11		294	7	0	106						



I certify the votes recorded on this
abstract correctly summarize the tally
of votes cast at the election indicated.
Patricia K. Hitt
DOUGLAS COUNTY CLERK
By: Patricia K. Hitt
Date: 11/26/12

MAYOR CITY OF ELKTON

Vote for 1
01 = Rebecca Swearingen
02 = WRITE-IN

VOTES		PERCENT	
64	91.43	03 = OVER VOTES	0
6	8.57	04 = UNDER VOTES	14

VOTES PERCENT

0010 10

01	02	03	04
64	6	0	14



I certify the votes recorded on this
abstract correctly summarize the tally
of votes cast at the election indicated.
Patricia K. Hitt
DOUGLAS COUNTY CLERK
By: Patricia K Hitt
Date: 11/26/12

COUNCILOR CITY OF ELKTON
Vote for 2
01 = Paula Swanson
02 = Patricia Anderson
03 = WRITE-IN

VOTES		PERCENT		
47	47.00			
48	48.00		04 = OVER VOTES	0
5	5.00		05 = UNDER VOTES	68

VOTES PERCENT

	01	02	03	04	05
0010 10	47	48	5	0	68



I certify the votes recorded on this
abstract correctly summarize the tally
of votes cast at the election indicated.
Patricia K. Hitt
DOUGLAS COUNTY CLERK
By: Patricia K. Hitt
Date: 11/26/12

MAYOR CITY OF GLENDALE
Vote for 1
01 = Fred Jensen
02 = Annette Merrill
03 = Lucille L Martin

VOTES		PERCENT	
148	58.96	04 = WRITE-IN	0
40	15.94	05 = OVER VOTES	0
63	25.10	06 = UNDER VOTES	35

VOTES PERCENT

	01	02	03	04	05	06
0027 27	148	40	63	0	0	35



I certify the votes recorded on this
abstract correctly summarize the tally
of votes cast at the election indicated.
Patricia K. Hitt
DOUGLAS COUNTY CLERK
By: Patricia K. Hitt
Date: 11/26/12

					VOTES	PERCENT			VOTES	PERCENT
COUNCILOR, POSITION NO. 1 CITY OF GLENDALE										
Vote for 1										
01 = Karen Mehl					144	61.02				
02 = Shannon Merrill					92	38.98	04 = OVER VOTES		0	
03 = WRITE-IN					0		05 = UNDER VOTES		50	
					01	02	03	04	05	
0027 27					144	92	0	0	50	



I certify the votes recorded on this
abstract correctly summarize the tally
of votes cast at the election indicated.
Patricia K. Hitt
DOUGLAS COUNTY CLERK
By: Patricia K Hitt
Date: 11/26/12

COUNCILOR, POSITION NO. 2 CITY OF GLENDALE					VOTES	PERCENT	VOTES		PERCENT
Vote for 1									
01 = Pauline C Eells					131	53.04			
02 = Shirley Miller					116	46.96	04 = OVER VOTES		0
03 = WRITE-IN					0		05 = UNDER VOTES		39

					01	02	03	04	05

0027 27					131	116	0	0	39



I certify the votes recorded on this
abstract correctly summarize the tally
of votes cast at the election indicated.
Patricia K. Hitt
DOUGLAS COUNTY CLERK
By: Patricia K Hitt
Date: 11/26/12

					VOTES	PERCENT						VOTES	PERCENT
COUNCILOR, POSITION NO. 5 CITY OF GLENDALE													
Vote for 1													
01 = Bill Boal		139	57.68										
02 = Kayrene Loggins		98	40.66						04 = OVER VOTES		0		
03 = WRITE-IN		4	1.66						05 = UNDER VOTES		45		

01		02	03	04	05								

0027 27		139	98	4	0	45							



I certify the votes recorded on this
abstract correctly summarize the tally
of votes cast at the election indicated.
Patricia K. Hitt
DOUGLAS COUNTY CLERK
By: Patricia K. Hitt
Date: 11/26/12

				VOTES	PERCENT					VOTES	PERCENT
COUNCILOR, POSITION NO. 1 CITY OF MYRTLE CREEK											
Vote for 1											
01 = Allan H Kusler				774	94.16	03 = OVER VOTES				0	
02 = WRITE-IN				48	5.84	04 = UNDER VOTES				490	

01				02	03	04					

0026 26				774	48	0 490					



I certify the votes recorded on this abstract correctly summarize the tally of votes cast at the election indicated.
Patricia K. Hitt
DOUGLAS COUNTY CLERK
By: Patricia K. Hitt
Date: 11/26/12

COUNCILOR, POSITION NO. 3 CITY OF MYRTLE CREEK				VOTES PERCENT		VOTES PERCENT	
Vote for 1							
01 = Susan J Harris				758	97.30	03 = OVER VOTES	0
02 = WRITE-IN				21	2.70	04 = UNDER VOTES	533
				01	02	03	04
				758	21	0	533

0026 26



I certify the votes recorded on this
abstract correctly summarize the tally
of votes cast at the election indicated.
Patricia K. Hitt
DOUGLAS COUNTY CLERK
By: Patricia K. Hitt
Date: 11/26/12

				VOTES	PERCENT					VOTES	PERCENT
COUNCILOR, POSITION NO. 5 CITY OF MYRTLE CREEK											
Vote for 1											
01 = Ken Schmidt				735	96.71	03 = OVER VOTES				0	
02 = WRITE-IN				25	3.29	04 = UNDER VOTES				552	

01		02	03	04							

0026 26	735	25	0	552							



I certify the votes recorded on this abstract correctly summarize the tally of votes cast at the election indicated.
Patricia K. Hitt
DOUGLAS COUNTY CLERK
By: Patricia K. Hitt
Date: 11-26-12

MAYOR CITY OF OAKLAND
Vote for 1
01 = Monte Waller
02 = Bette Keehley
03 = WRITE-IN

VOTES		PERCENT			VOTES	PERCENT
138	34.67		04 = OVER VOTES		1	
259	65.08		05 = UNDER VOTES		38	
1	.25					

01	02	03	04	05
138	259	1	1	38

0015 15



I certify the votes recorded on this
abstract correctly summarize the tally
of votes cast at the election indicated.
Patricia K. Hitt
DOUGLAS COUNTY CLERK
By: Patricia K. Hitt
Date: 11/26/12

COUNCILOR, POSITION NO. 2 CITY OF OAKLAND

Vote for 1

- 01 = NO CANDIDATE FILED
- 02 = WRITE-IN

VOTES PERCENT

VOTES PERCENT

0 03 = OVER VOTES
84 100.00 04 = UNDER VOTES

0
353

01	02	03	04
0	84	0	353

0015 15




I certify the votes recorded on this
abstract correctly summarize the tally
of votes cast at the election indicated.
Patricia K. Hitt
DOUGLAS COUNTY CLERK

By: Patricia K. Hitt
Date: 11/26/12

				VOTES	PERCENT					VOTES	PERCENT
COUNCILOR, POSITION NO. 4 CITY OF OAKLAND											
Vote for 1											
01 = NO CANDIDATE FILED				0		03 = OVER VOTES				0	
02 = WRITE-IN				70	100.00	04 = UNDER VOTES				367	

				01	02	03	04				

0015 15				0	70	0	367				



I certify the votes recorded on this
abstract correctly summarize the tally
of votes cast at the election indicated.
Patricia K. Hitt
DOUGLAS COUNTY CLERK
By: Patricia K. Hitt
Date: 11/26/12

MAYOR CITY OF REEDSPORT

Vote for 1

- 01 = Keith Tymchuk
- 02 = Merv Cloe
- 03 = WRITE-IN

VOTES PERCENT


1,130 65.55
584 33.87
10 .58

04 = OVER VOTES
05 = UNDER VOTES

VOTES PERCENT

0
148

	01	02	03	04	05
0003 03	1130	584	10	0	148



I certify the votes recorded on this
abstract correctly summarize the tally
of votes cast at the election indicated.
Patricia K. Hitt
DOUGLAS COUNTY CLERK

By: Patricia K. Hitt
Date: 11/26/12

COUNCILOR, POSITION 1 CITY OF REEDSPORT					VOTES PERCENT		VOTES PERCENT	
Vote for 1								
01 = Ed O'Carroll					663	44.23		
02 = Frank Barth Jr					820	54.70	04 = OVER VOTES	0
03 = WRITE-IN					16	1.07	05 = UNDER VOTES	373
					01	02	03	04
					05			
0003 03					663	820	16	0
					373			



I certify the votes recorded on this
abstract correctly summarize the tally
of votes cast at the election indicated.
Patricia K. Hitt
DOUGLAS COUNTY CLERK
By: Patricia K Hitt
Date: 11/26/12

COUNCILOR, POSITION 2 CITY OF REEDSPORT

Vote for 1

- 01 = Edward Owen Spalione
- 02 = DeeDee Murphy
- 03 = WRITE-IN

VOTES PERCENT

406 27.90
1,031 70.86
18 1.24

04 = OVER VOTES
05 = UNDER VOTES

VOTES PERCENT

1
416

01 02 03 04 05

0003 03 406 1031 18 1 416



I certify the votes recorded on this
abstract correctly summarize the tally
of votes cast at the election indicated.
Patricia K. Hitt
DOUGLAS COUNTY CLERK

By: Patricia K. Hitt

Date: 11/26/12

COUNCILOR, POSITION 3 CITY OF REEDSPORT

Vote for 1

- 01 = Charles Wade
- 02 = Linda R McCollum
- 03 = WRITE-IN

VOTES PERCENT

500 35.56
901 64.08
5 .36

04 = OVER VOTES
05 = UNDER VOTES

VOTES PERCENT

1
465

	01	02	03	04	05
0003 03	500	901	5	1	465



I certify the votes recorded on this
abstract correctly summarize the tally
of votes cast at the election indicated.
Patricia K. Hitt
DOUGLAS COUNTY CLERK

By: Patricia K. Hitt
Date: 11/26/12

MAYOR CITY OF RIDDLE

Vote for 1
01 = William (Bill) Duckett
02 = WRITE-IN

VOTES PERCENT

254 89.12 03 = OVER VOTES
31 10.88 04 = UNDER VOTES

VOTES PERCENT

0
95

0028 28

01	02	03	04
254	31	0	95



I certify the votes recorded on this
abstract correctly summarize the tally
of votes cast at the election indicated.
Patricia K. Hitt
DOUGLAS COUNTY CLERK
By: Patricia K. Hitt
Date: 11/26/12

				VOTES	PERCENT					VOTES	PERCENT
COUNCILOR, POSITION NO. 2 CITY OF RIDDLE											
Vote for 1											
01 = NO CANDIDATE FILED				0		03 = OVER VOTES				0	
02 = WRITE-IN				35	100.00	04 = UNDER VOTES				345	

				01	02	03	04				

0028 28				0	35	0	345				



I certify the votes recorded on this
abstract correctly summarize the tally
of votes cast at the election indicated.
Patricia K. Hitt
DOUGLAS COUNTY CLERK
By: Patricia K. Hitt
Date: 11/26/12

				VOTES	PERCENT					VOTES	PERCENT
COUNCILOR, POSITION NO. 3 CITY OF RIDDLE											
Vote for 1											
01 = NO CANDIDATE FILED				0		03 = OVER VOTES				0	
02 = WRITE-IN				27	100.00	04 = UNDER VOTES				353	

				01	02	03	04				

0028 28				0	27	0	353				



I certify the votes recorded on this
abstract correctly summarize the tally
of votes cast at the election indicated.
Patricia K. Hitt
DOUGLAS COUNTY CLERK
By: Patricia K. Hitt
Date: 11/26/12

COUNCILOR, POSITION NO. 6 CITY OF RIDDLE

Vote for 1

01 = NO CANDIDATE FILED
02 = WRITE-IN

VOTES PERCENT


0 03 = OVER VOTES
17 100.00 04 = UNDER VOTES

VOTES PERCENT

0
363

01	02	03	04
0	17	0	363

0028 28



I certify the votes recorded on this
abstract correctly summarize the tally
of votes cast at the election indicated.
Patricia K. Hitt
DOUGLAS COUNTY CLERK

By: Patricia K. Hitt
Date: 11/26/12

MAYOR CITY OF ROSEBURG

Vote for 1

- 01 = Mike Baker
- 02 = Larry Rich
- 03 = WRITE-IN

VOTES PERCENT

VOTES PERCENT

3,705 46.42
4,244 53.17 04 = OVER VOTES
33 .41 05 = UNDER VOTES

0
1,282

	01	02	03	04	05
0002 02	112	99	0	0	34
0007 07	932	1168	2	0	350
0009 09	954	1119	13	0	294
0018 18	697	773	11	0	279
0022 22	1010	1085	7	0	325



I certify the votes recorded on this
abstract correctly summarize the tally
of votes cast at the election indicated.
Patricia K. Hitt
DOUGLAS COUNTY CLERK
By: Patricia K. Hitt
Date: 11/26/12

COUNCILOR, WARD 1, POSITION NO. 1
CITY OF ROSEBURG WARD 1
Vote for 1
01 = Michael Hilton
02 = WRITE-IN

VOTES		PERCENT		VOTES		PERCENT	
1,023	98.37	03 = OVER VOTES		0			
17	1.63	04 = UNDER VOTES		965			

	01	02	03	04
0002 02	141	2	0	102
0018 18	882	15	0	863



I certify the votes recorded on this
abstract correctly summarize the tally
of votes cast at the election indicated.
Patricia K. Hitt
DOUGLAS COUNTY CLERK
By: Patricia K. Hitt
Date: 11/26/12

COUNCILOR, WARD 1, POSITION NO. 2
CITY OF ROSEBURG WARD 1
Vote for 1
01 = Kenneth B Averett
02 = WRITE-IN

VOTES		PERCENT		
1,017	98.07	03 = OVER VOTES		
20	1.93	04 = UNDER VOTES		

VOTES		PERCENT
0		
968		

	01	02	03	04
0002 02	129	2	0	114
0018 18	888	18	0	854



I certify the votes recorded on this
abstract correctly summarize the tally
of votes cast at the election indicated.
Patricia K. Hitt
DOUGLAS COUNTY CLERK
By: Patricia K. Hitt
Date: 11/26/12

COUNCILOR, WARD 2, POSITION NO. 2
CITY OF ROSEBURG WARD 2


Vote for 1
01 = Marty Katz
02 = WRITE-IN

VOTES		PERCENT	
1,181	98.50	03 = OVER VOTES	
18	1.50	04 = UNDER VOTES	

VOTES		PERCENT
1		
1,252		

01	02	03	04
1181	18	1	1252

0007 07



I certify the votes recorded on this
abstract correctly summarize the tally
of votes cast at the election indicated.
Patricia K. Hitt
DOUGLAS COUNTY CLERK

By: Patricia K. Hitt
Date: 11/26/12


COUNCILOR, WARD 3, POSITION NO. 2
CITY OF ROSEBURG WARD 3

Vote for 1
01 = Rick Coen
02 = WRITE-IN

VOTES		PERCENT	
1,353	98.47	03 = OVER VOTES	
21	1.53	04 = UNDER VOTES	

VOTES		PERCENT
0		
1,006		

	01	02	03	04
0009 09	1353	21	0	1006



I certify the votes recorded on this
abstract correctly summarize the tally
of votes cast at the election indicated.
Patricia K. Hitt
DOUGLAS COUNTY CLERK
By: Patricia K. Hitt
Date: 11/26/12

COUNCILOR, WARD 4, POSITION NO. 2
CITY OF ROSEBURG WARD 4

Vote for 1
01 = Melissa Smith
02 = WRITE-IN

VOTES PERCENT

VOTES PERCENT

1,252	98.04	03 = OVER VOTES
25	1.96	04 = UNDER VOTES

0
1,150

01	02	03	04
1252	25	0	1150

0022 22



I certify the votes recorded on this
abstract correctly summarize the tally
of votes cast at the election indicated.
Patricia K. Hitt
DOUGLAS COUNTY CLERK

By: Patricia K. Hitt
Date: 11/26/12

MAYOR CITY OF SUTHERLIN

Vote for 1

- 01 = Tom Boggs
- 02 = Denny Cameron
- 03 = WRITE-IN

VOTES PERCENT

1,323 45.35
1,566 53.69
28 .96

04 = OVER VOTES
05 = UNDER VOTES

VOTES PERCENT

1
608

	01	02	03	04	05
0017 17	1323	1566	28	1	608



I certify the votes recorded on this
abstract correctly summarize the tally
of votes cast at the election indicated.
Patricia K. Hitt
DOUGLAS COUNTY CLERK
By: Patricia K. Hitt
Date: 11/26/12

COUNCILOR CITY OF SUTHERLIN
Vote for 3

- 01 = Adam Sarnoski
- 02 = Forrest Stone
- 03 = Karen Meier
- 04 = Todd McKnight
- 05 = Timothy R Bradley

VOTES PERCENT

857	12.41		
1,216	17.60	06 = Floyd Van Sickle	
1,319	19.09	07 = WRITE-IN	
1,722	24.93	08 = OVER VOTES	
983	14.23	09 = UNDER VOTES	

VOTES PERCENT

743	10.76
68	.98
0	
3,670	

0017 17

01	02	03	04	05	06	07	08	09
857	1216	1319	1722	983	743	68	0	3670



I certify the votes recorded on this
abstract correctly summarize the tally
of votes cast at the election indicated.
Patricia K. Hitt
DOUGLAS COUNTY CLERK
By: Patricia K. Hitt
Date: 11/26/12

MAYOR CITY OF WINSTON

Vote for 1
01 = Sharon K Harrison
02 = WRITE-IN

VOTES PERCENT

1,517 93.58 03 = OVER VOTES
104 6.42 04 = UNDER VOTES

VOTES PERCENT

0
495

	01	02	03	04
0023 23	725	45	0	238
0024 24	792	59	0	257



I certify the votes recorded on this
abstract correctly summarize the tally
of votes cast at the election indicated.
Patricia K. Hitt
DOUGLAS COUNTY CLERK
By: Patricia K. Hitt
Date: 11/26/12

					VOTES	PERCENT						VOTES	PERCENT
COUNCILOR, WARD 1 CITY OF WINSTON WARD 1													
Vote for 1													
01 = Fred Walter Steiner		341	52.14										
02 = John R Parker Jr		302	46.18			04 = OVER VOTES						0	
03 = WRITE-IN		11	1.68			05 = UNDER VOTES						354	
<div><div>-----</div><div>01 02 03 04 05</div><div>-----</div></div>													
0023 23		341	302	11	0	354							



I certify the votes recorded on this
abstract correctly summarize the tally
of votes cast at the election indicated.
Patricia K. Hitt
DOUGLAS COUNTY CLERK
By: Patricia K. Hitt
Date: 11/26/12

COUNCILOR, WARD 2 CITY OF WINSTON WARD 2

Vote for 1
01 = Sandy Lipphardt
02 = James E Rusnak
03 = WRITE-IN

VOTES PERCENT

418 54.22
342 44.36
11 1.43

04 = OVER VOTES
05 = UNDER VOTES

VOTES PERCENT

0
337

	01	02	03	04	05
0024 24	418	342	11	0	337



I certify the votes recorded on this
abstract correctly summarize the tally
of votes cast at the election indicated.
Patricia K. Hitt
DOUGLAS COUNTY CLERK
By: Patricia K. Hitt
Date: 11/26/12

MAYOR CITY OF YONCALLA
Vote for 1
01 = Gerald W Cross
02 = WRITE-IN

VOTES	PERCENT	
287	93.18	03 = OVER VOTES
21	6.82	04 = UNDER VOTES

VOTES	PERCENT
0	
96	

	01	02	03	04
0014 14	287	21	0	96



I certify the votes recorded on this
abstract correctly summarize the tally
of votes cast at the election indicated.
Patricia K. Hitt
DOUGLAS COUNTY CLERK
By: Patricia K. Hitt
Date: 11/26/12

				VOTES	PERCENT					VOTES	PERCENT
COUNCILOR, POSITION NO. 2 CITY OF YONCALLA											
Vote for 1											
01 = NO CANDIDATE FILED				0		03 = OVER VOTES				0	
02 = WRITE-IN				39	100.00	04 = UNDER VOTES				365	

				01	02	03	04				

0014 14				0	39	0	365				



I certify the votes recorded on this
abstract correctly summarize the tally
of votes cast at the election indicated.
Patricia K. Hitt
DOUGLAS COUNTY CLERK
By: Patricia K. Hitt
Date: 11/26/12

COUNCILOR, POSITION NO. 4 CITY OF YONCALLA

Vote for 1
01 = Kent Smith
02 = WRITE-IN

VOTES		PERCENT	
242	90.98	03 = OVER VOTES	
24	9.02	04 = UNDER VOTES	

VOTES		PERCENT
0		
138		

01	02	03	04
242	24	0	138

0014 14



I certify the votes recorded on this
abstract correctly summarize the tally
of votes cast at the election indicated.
Patricia K. Hitt
DOUGLAS COUNTY CLERK
By: Patricia K. Hitt
Date: 11/26/12

10-78 STATEWIDE NONPARTISAN

Vote for 1

01 = Yes

02 = No

VOTES PERCENT

27,090 59.40 03 = OVER VOTES

18,514 40.60 04 = UNDER VOTES

VOTES PERCENT

15

4.812

	01	02	03	04
0001 01	436	290	0	79
0002 02	102	124	0	19
0003 03	1087	586	1	198
0004 04	1845	1211	3	314
0005 05	1952	1243	3	339
0006 06	1930	1246	1	344
0007 07	1481	706	1	264
0008 08	1482	1194	0	288
0009 09	1396	764	0	220
0010 10	57	19	0	8
0011 11	216	155	0	36
0012 12	2113	1116	1	279
0013 13	1433	984	1	236
0014 14	185	172	0	47
0015 15	236	155	0	46
0016 16	965	927	3	187
0017 17	1945	1220	0	361
0018 18	936	647	0	177
0019 19	1662	1233	0	287
0020 20	1142	983	0	214
0021 21	842	703	1	153
0022 22	1361	821	0	245
0023 23	480	436	0	92
0024 24	559	455	0	94
0025 25	374	233	0	71
0026 26	593	569	0	150
0027 27	110	151	0	25
0028 28	170	171	0	39



I certify the votes recorded on this abstract correctly summarize the tally of votes cast at the election indicated.
Patricia K. Hitt
DOUGLAS COUNTY CLERK
By: Patricia K. Hitt
Date: 11/26/12

10-79 STATEWIDE NONPARTISAN

Vote for 1
01 = Yes
02 = No

VOTES	PERCENT	
33,609	70.92	03 = OVER VOTES
13,780	29.08	04 = UNDER VOTES

VOTES	PERCENT
34	
3,008	

	01	02	03	04
0001 01	522	234	0	49
0002 02	160	73	0	12
0003 03	1173	591	0	108
0004 04	2364	833	4	172
0005 05	2381	958	3	195
0006 06	2457	871	4	189
0007 07	1593	661	1	197
0008 08	1949	817	2	196
0009 09	1493	721	0	166
0010 10	60	18	0	6
0011 11	260	122	0	25
0012 12	2559	784	5	161
0013 13	1901	625	1	127
0014 14	231	139	1	33
0015 15	263	139	1	34
0016 16	1417	546	2	117
0017 17	2347	979	2	198
0018 18	1113	523	0	124
0019 19	2098	896	4	184
0020 20	1610	603	2	124
0021 21	1164	438	1	96
0022 22	1379	849	1	198
0023 23	692	258	0	58
0024 24	715	326	0	67
0025 25	434	202	0	42
0026 26	844	371	0	97
0027 27	171	97	0	18
0028 28	259	106	0	15



I certify the votes recorded on this
abstract correctly summarize the tally
of votes cast at the election indicated.
Patricia K. Hitt
DOUGLAS COUNTY CLERK

By: Patricia K. Hitt
Date: 11/26/12

10-80 STATEWIDE NONPARTISAN

Vote for 1

01 = Yes

02 = No

VOTES PERCENT

18,294 37.62

30,337 62.38

03 = OVER VOTES

04 = UNDER VOTES

VOTES PERCENT

8

1.792

	01	02	03	04
0001 01	309	473	0	23
0002 02	64	171	0	10
0003 03	721	1074	2	75
0004 04	1317	1953	0	103
0005 05	1396	2014	2	125
0006 06	1216	2160	0	145
0007 07	695	1660	0	97
0008 08	1081	1775	0	108
0009 09	880	1422	1	77
0010 10	30	50	0	4
0011 11	155	240	0	12
0012 12	1016	2386	0	107
0013 13	874	1688	0	92
0014 14	161	228	0	15
0015 15	188	231	0	18
0016 16	801	1212	1	68
0017 17	1134	2252	0	140
0018 18	704	992	0	64
0019 19	1154	1911	2	115
0020 20	825	1435	0	79
0021 21	647	986	0	66
0022 22	1182	1162	0	83
0023 23	352	625	0	31
0024 24	420	654	0	34
0025 25	249	404	0	25
0026 26	467	797	0	48
0027 27	106	171	0	9
0028 28	150	211	0	19



I certify the votes recorded on this abstract correctly summarize the tally of votes cast at the election indicated.
Patricia K. Hitt
DOUGLAS COUNTY CLERK
By: Patricia K. Hitt
Date: 11/26/12

10-81 STATEWIDE NONPARTISAN
Vote for 1
01 = Yes
02 = No

VOTES PERCENT

VOTES PERCENT

13,925 29.85 03 = OVER VOTES
32,722 70.15 04 = UNDER VOTES

22
3,762

	01	02	03	04
0001 01	279	480	0	46
0002 02	62	168	0	15
0003 03	503	1224	1	144
0004 04	969	2177	4	223
0005 05	1139	2162	1	235
0006 06	923	2335	2	261
0007 07	572	1647	0	233
0008 08	763	1978	0	223
0009 09	630	1549	0	201
0010 10	29	52	0	3
0011 11	111	266	1	29
0012 12	958	2310	4	237
0013 13	789	1672	2	191
0014 14	114	254	0	36
0015 15	107	294	0	36
0016 16	658	1283	1	140
0017 17	908	2354	2	262
0018 18	458	1155	1	146
0019 19	879	2064	1	238
0020 20	631	1541	1	166
0021 21	477	1093	0	129
0022 22	690	1520	1	216
0023 23	282	653	0	73
0024 24	303	716	0	89
0025 25	198	443	0	37
0026 26	318	888	0	106
0027 27	79	183	0	24
0028 28	96	261	0	23



I certify the votes recorded on this
abstract correctly summarize the tally
of votes cast at the election indicated.
Patricia K. Hitt
DOUGLAS COUNTY CLERK
By: Patricia K Hitt
Date: 11/26/12

10-82 STATEWIDE NONPARTISAN

	VOTES	PERCENT		VOTES	PERCENT
Vote for 1					
01 = Yes	16,146	33.53	03 = OVER VOTES	13	
02 = No	32,003	66.47	04 = UNDER VOTES	2,269	

	01	02	03	04
0001 01	233	547	0	25
0002 02	58	178	0	9
0003 03	607	1170	0	95
0004 04	1018	2210	3	142
0005 05	1070	2306	0	161
0006 06	1117	2237	1	166
0007 07	657	1656	1	138
0008 08	1023	1807	0	134
0009 09	712	1561	2	105
0010 10	20	58	0	6
0011 11	164	223	1	19
0012 12	1026	2342	0	141
0013 13	815	1740	0	99
0014 14	141	242	0	21
0015 15	127	290	0	20
0016 16	713	1301	0	68
0017 17	1147	2201	1	177
0018 18	591	1070	2	97
0019 19	1155	1888	0	139
0020 20	809	1418	0	112
0021 21	543	1095	0	61
0022 22	745	1558	1	123
0023 23	353	617	0	38
0024 24	370	686	1	51
0025 25	222	428	0	28
0026 26	487	759	0	66
0027 27	79	195	0	12
0028 28	144	220	0	16



I certify the votes recorded on this
abstract correctly summarize the tally
of votes cast at the election indicated.
Patricia K. Hitt
DOUGLAS COUNTY CLERK
By: Patricia K. Hitt
Date: 11/26/12

10-83 STATEWIDE NONPARTISAN
Vote for 1
01 = Yes
02 = No


VOTES PERCENT

16,402 34.22 03 = OVER VOTES
31,536 65.78 04 = LINDER VOTES

VOTES PERCENT

11
2,482

	01	02	03	04
0001 01	234	532	0	39
0002 02	62	173	0	10
0003 03	611	1162	0	99
0004 04	1044	2166	1	162
0005 05	1090	2270	0	177
0006 06	1131	2214	3	173
0007 07	673	1631	1	147
0008 08	1047	1759	0	158
0009 09	755	1508	1	116
0010 10	21	57	0	6
0011 11	168	218	1	20
0012 12	1002	2342	0	165
0013 13	823	1732	0	99
0014 14	147	237	0	20
0015 15	121	293	0	23
0016 16	714	1283	2	83
0017 17	1165	2174	1	186
0018 18	607	1053	0	100
0019 19	1166	1863	0	153
0020 20	813	1404	1	121
0021 21	545	1090	0	64
0022 22	746	1537	0	144
0023 23	373	591	0	44
0024 24	393	661	0	54
0025 25	216	429	0	33
0026 26	498	753	0	61
0027 27	87	186	0	13
0028 28	150	218	0	12



I certify the votes recorded on this
abstract correctly summarize the tally
of votes cast at the election indicated.
Patricia K. Hitt
DOUGLAS COUNTY CLERK
By: Patricia K. Hitt
Date: 11/26/12

10-84 STATEWIDE NONPARTISAN

Vote for 1

01 = Yes

02 = No

	VOTES	PERCENT
Democrat	1,000	50.0
Republican	1,000	50.0
Other	0	0.0
Total	2,000	100.0

26,690	55.83
--------	-------

21.114 44.17

03 = OVER VOTES

04 = UNDER VOTES

	VOTES	PERCENT
FOR	60	75%
AGAINST	20	25%
TOTAL	80	100%

24

2,603

	01	02	03	04
0001 01	434	340	0	31
0002 02	101	131	0	13
0003 03	849	930	1	92
0004 04	2042	1179	2	150
0005 05	1981	1389	2	165
0006 06	1878	1454	2	187
0007 07	1195	1090	1	166
0008 08	1482	1320	1	161
0009 09	1144	1103	1	132
0010 10	39	41	0	4
0011 11	228	152	0	27
0012 12	2224	1155	2	128
0013 13	1610	936	2	106
0014 14	200	182	0	22
0015 15	214	195	0	28
0016 16	1137	843	0	102
0017 17	1772	1552	1	201
0018 18	868	784	3	105
0019 19	1732	1291	2	157
0020 20	1287	927	1	124
0021 21	974	655	1	69
0022 22	1057	1206	0	164
0023 23	474	478	1	55
0024 24	514	539	0	55
0025 25	336	294	0	48
0026 26	606	626	0	80
0027 27	137	136	1	12
0028 28	175	186	0	19



I certify the votes recorded on this abstract correctly summarize the tally of votes cast at the election indicated.
Patricia K. Hitt
DOUGLAS COUNTY CLERK

By: Patricia K. Smith

Date: 11/26/12

6-126 GLIDE RURAL FIRE
Vote for 1
01 = Yes
02 = No

VOTES	PERCENT	
1,024	54.15	03 = OVER VOTES
867	45.85	04 = UNDER VOTES

VOTES	PERCENT
0	
74	

	01	02	03	04
0005 05	994	850	0	71
0020 20	30	17	0	3



I certify the votes recorded on this
abstract correctly summarize the tally
of votes cast at the election indicated.
Patricia K. Hitt
DOUGLAS COUNTY CLERK
By: Patricia K. Hitt
Date: 11/26/12

6-141 LAKESIDE RURAL FIRE

Vote for 1

01 = Yes
02 = No

VOTES PERCENT

29 74.36 03 = OVER VOTES
10 25.64 04 = UNDER VOTES

VOTES PERCENT

0
2

01 02 03 04

29 10 0 2

0001 01



I certify the votes recorded on this
abstract correctly summarize the tally
of votes cast at the election indicated.
Patricia K. Hitt
DOUGLAS COUNTY CLERK

By: Patricia K. Hitt

Date: 11/26/12

10-125 NORTH DOUGLAS CO. FIRE & EMS

Vote for 1
01 = Yes
02 = No

VOTES PERCENT
1,376 65.00 03 = OVER VOTES
741 35.00 04 = UNDER VOTES

VOTES PERCENT
0
115

	01	02	03	04
0004 04	834	513	0	74
0011 11	279	110	0	18
0014 14	263	118	0	23



I certify the votes recorded on this
abstract correctly summarize the tally
of votes cast at the election indicated.
Patricia K. Hitt
DOUGLAS COUNTY CLERK
By: Patricia K. Hitt
Date: 11/26/12

6-140 PROPOSED LAKESIDE RFPD

Vote for 1

01 = Yes

02 = No

VOTES PERCENT

2 66.67

1 33.33

03 = OVER VOTES

04 = UNDER VOTES

VOTES PERCENT

0

0

01 02 03 04

0001 01

2 1 0 0



I certify the votes recorded on this
abstract correctly summarize the tally
of votes cast at the election indicated.

Patricia K. Hitt
DOUGLAS COUNTY CLERK

By: Patricia K. Hitt

Date: 11/26/12

10-123 TRI-CITY RURAL FIRE

Vote for 1

01 = Yes

02 = No

660 43.14 03 = OVER VOTES
870 56.86 04 = UNDER VOTES

1
65

0019 19

01	02	03	04
660	870	1	65



I certify the votes recorded on this abstract correctly summarize the tally of votes cast at the election indicated.
Patricia K. Hitt
DOUGLAS COUNTY CLERK
By: Patricia K. Hitt
Date: 11/26/12