

# Canvass Report — Total Voters — Official Clackamas County, Oregon — General Election — November 06, 2012

Page 1 of 174

11/20/2012 10:40 AM

Precincts Reporting 118 of 118 = 100.00%

Total Number of Voters: 191,126 of 229,236 = 83.38%

## United States President and Vice President

Precinct	Blank Ballots Cast	Over Votes	Under Votes	Total Ballots Cast	Registered Voters	Percent Turnout	Barack Obama Joe Biden	Jill Stein Cheryl Honkala	Ross C (Rocky) Anderson Luis J Rodriguez	Gary Johnson James P Gray	Mitt Romney Paul Ryan	Will Christensen Kenneth L Gibbs	Write-Ins	Totals
001	1	3	42	3,137	3,778	83.03%	1,660	32	7	34	1,330	6	23	3,092
002	0	3	25	2,514	3,143	79.99%	1,314	32	3	37	1,071	6	23	2,486
003	0	0	33	1,869	2,346	79.67%	1,003	14	1	29	764	8	17	1,836
004	0	0	0	29	31	93.55%	13	1	0	0	15	0	0	29
005	1	1	34	2,829	3,634	77.85%	1,423	22	1	33	1,289	4	22	2,794
006	0	0	19	2,045	2,386	85.71%	873	12	0	15	1,111	6	9	2,026
007	2	0	35	2,247	2,805	80.11%	1,092	17	1	26	1,050	3	23	2,212
010	0	0	1	14	14	100.00%	3	0	0	0	10	0	0	13
031	0	3	16	1,745	2,228	78.32%	914	16	2	22	750	4	18	1,726
032	1	0	17	1,809	2,297	78.75%	1,002	19	8	31	702	8	22	1,792
033	0	0	21	1,938	2,272	85.30%	1,006	9	3	21	861	2	15	1,917
051	0	2	20	2,175	2,663	81.67%	1,500	39	0	29	559	4	22	2,153
052	1	0	23	2,182	2,669	81.75%	1,449	25	1	33	633	4	14	2,159
053	1	2	12	1,764	2,229	79.14%	1,099	22	2	19	596	0	12	1,750
054	0	0	26	1,892	2,248	84.16%	1,174	13	2	21	639	1	16	1,866
055	0	2	28	2,087	2,568	81.27%	1,259	17	5	32	719	5	20	2,057
070	0	0	0	5	5	100.00%	1	0	0	0	4	0	0	5
071	0	0	1	147	160	91.88%	94	1	0	2	49	0	0	146
072	0	0	0	96	115	83.48%	66	0	0	4	25	1	0	96
073	0	0	2	138	186	74.19%	72	0	0	0	62	1	1	136
074	0	0	0	56	64	87.50%	23	0	0	0	33	0	0	56
100	0	0	5	363	413	87.89%	146	1	0	1	207	0	3	358
101	0	1	19	2,940	3,621	81.19%	1,384	11	2	26	1,482	4	11	2,920
102	0	0	0	207	264	78.41%	105	4	1	1	95	0	1	207
103	0	0	20	2,489	2,944	84.54%	1,087	7	0	23	1,337	3	12	2,469
104	0	0	0	3	4	75.00%	1	0	0	0	2	0	0	3
105	0	0	4	863	1,001	86.21%	386	4	2	7	454	0	6	859
106	0	2	13	1,206	1,525	79.08%	577	12	0	19	570	9	4	1,191
107	0	1	27	2,211	2,909	76.01%	964	24	2	26	1,139	4	24	2,183
108	0	0	18	1,839	2,335	78.76%	882	21	0	19	878	9	12	1,821
111	0	2	26	2,898	3,742	77.45%	1,056	22	4	43	1,704	10	31	2,870
122	0	1	19	2,423	2,893	83.75%	1,014	21	2	25	1,317	9	15	2,403

# Canvass Report — Total Voters — Official Clackamas County, Oregon — General Election — November 06, 2012

Page 2 of 174

11/20/2012 10:40 AM

Precincts Reporting 118 of 118 = 100.00%

Total Number of Voters: 191,126 of 229,236 = 83.38%

## United States President and Vice President

Precinct	Blank Ballots Cast	Over Votes	Under Votes	Total Ballots Cast	Registered Voters	Percent Turnout	Barack Obama Joe	Jill Stein Cheri	Ross C (Rocky) Anderson Luis J Rodriguez	Gary Johnson	Mitt Romney Paul Ryan	Will Christensen Kenneth L Gibbs	Write-Ins	Totals
124	0	1	22	2,050	2,321	88.32%	818	16	2	18	1,154	5	14	2,027
125	0	4	30	2,734	3,286	83.20%	1,179	15	3	30	1,444	7	22	2,700
130	0	0	16	2,389	2,754	86.75%	1,151	13	0	28	1,164	2	15	2,373
131	0	0	18	2,450	2,857	85.75%	1,253	10	2	21	1,132	3	11	2,432
132	1	0	14	2,006	2,313	86.73%	1,102	9	2	20	845	3	11	1,992
133	0	1	19	3,248	3,725	87.19%	1,785	18	5	24	1,385	2	9	3,228
134	0	0	18	2,185	2,445	89.37%	1,320	12	0	18	809	2	6	2,167
135	0	1	12	2,395	2,722	87.99%	1,340	9	4	22	997	3	7	2,382
151	0	1	9	2,363	2,667	88.60%	1,407	13	1	15	911	1	5	2,353
152	0	1	10	2,626	2,931	89.59%	1,575	14	3	27	982	4	10	2,615
153	0	1	11	2,374	2,734	86.83%	1,367	9	1	23	954	1	7	2,362
154	0	1	5	658	731	90.01%	359	0	0	1	289	1	2	652
155	0	2	12	2,793	3,157	88.47%	1,588	10	4	16	1,154	1	6	2,779
156	0	1	22	2,971	3,298	90.08%	1,571	17	3	27	1,309	1	20	2,948
157	0	2	17	2,238	2,505	89.34%	1,239	7	4	20	947	0	2	2,219
158	0	0	12	1,709	1,956	87.37%	921	7	2	20	737	1	9	1,697
159	0	1	18	3,262	3,733	87.38%	1,991	21	3	30	1,186	2	10	3,243
160	0	0	4	377	416	90.63%	175	1	0	7	189	0	1	373
201	0	1	18	2,690	3,176	84.70%	1,322	16	4	29	1,280	6	14	2,671
202	1	2	16	3,815	4,534	84.14%	1,910	34	2	55	1,778	4	14	3,797
203	0	0	16	1,984	2,131	93.10%	841	7	2	5	1,109	0	4	1,968
251	0	0	0	2	3	66.67%	0	0	0	0	2	0	0	2
252	0	0	13	1,675	1,897	88.30%	781	11	1	16	847	0	6	1,662
280	0	0	7	1,190	1,370	86.86%	723	12	1	13	419	3	12	1,183
281	0	0	13	1,363	1,524	89.44%	856	10	0	7	473	1	3	1,350
282	0	0	2	414	499	82.97%	228	0	2	1	177	1	3	412
283	0	0	1	480	522	91.95%	248	1	0	7	223	0	0	479
320	1	0	5	1,111	1,258	88.31%	516	9	0	11	563	0	7	1,106
321	1	0	17	1,502	1,673	89.78%	576	7	1	13	880	2	6	1,485
322	0	0	1	1,072	1,188	90.24%	431	1	1	12	621	1	4	1,071
323	1	0	11	1,359	1,540	88.25%	592	7	0	11	730	1	7	1,348
330	0	0	28	2,555	3,003	85.08%	870	14	2	31	1,582	11	17	2,527

# Canvass Report — Total Voters — Official Clackamas County, Oregon — General Election — November 06, 2012

Page 3 of 174

11/20/2012 10:40 AM

Precincts Reporting 118 of 118 = 100.00%

BY: *Sherry Hall*

Total Number of Voters: 191,126 of 229,236 = 83.38%

## United States President and Vice President

Precinct	Blank Ballots Cast	Over Votes	Under Votes	Total Ballots Cast	Registered Voters	Percent Turnout	Barack Obama Joe	Jill Stein Cheri	Ross C (Rocky) Anderson Luis J Rodriguez	Gary Johnson	Mitt Romney Paul	Will Christensen	Write-Ins	Totals
331	0	0	3	622	711	87.48%	238	7	1	15	352	1	5	619
332	0	0	1	239	270	88.52%	84	1	0	2	150	1	0	238
333	1	2	12	1,299	1,529	84.96%	498	1	2	17	755	2	10	1,285
350	0	2	18	1,501	1,825	82.25%	526	16	3	22	891	7	16	1,481
351	0	4	36	2,703	3,304	81.81%	931	19	2	32	1,646	15	18	2,663
352	0	2	14	1,687	2,027	83.23%	510	25	0	14	1,107	4	11	1,671
360	0	1	13	2,045	2,541	80.48%	865	20	1	23	1,094	10	18	2,031
361	0	0	1	62	86	72.09%	34	2	0	1	24	0	0	61
362	0	0	13	1,255	1,476	85.03%	571	7	0	13	639	2	10	1,242
363	0	0	4	449	573	78.36%	196	4	0	5	236	2	2	445
364	0	0	2	625	776	80.54%	291	2	0	7	320	3	0	623
370	0	1	16	2,088	2,566	81.37%	913	18	4	28	1,088	7	13	2,071
371	0	0	21	1,568	1,939	80.87%	693	13	2	20	809	2	8	1,547
372	0	0	7	796	974	81.72%	351	4	1	5	423	1	4	789
373	0	1	20	2,745	3,394	80.88%	1,497	39	7	32	1,127	6	16	2,724
400	1	1	11	1,280	1,522	84.10%	542	11	1	14	696	1	3	1,268
401	0	0	8	1,178	1,342	87.78%	512	7	3	7	633	2	6	1,170
402	0	0	10	1,241	1,464	84.77%	473	7	2	12	725	1	11	1,231
403	0	1	9	1,093	1,286	84.99%	430	8	2	15	622	0	6	1,083
404	0	1	22	2,208	2,699	81.81%	840	8	0	20	1,294	5	18	2,185
405	0	0	9	926	1,159	79.90%	342	8	0	14	546	0	7	917
406	0	0	12	735	900	81.67%	278	6	0	11	410	4	14	723
410	0	0	10	1,305	1,604	81.36%	668	14	2	9	596	2	4	1,295
411	1	0	28	2,538	3,062	82.89%	1,292	13	1	25	1,155	5	19	2,510
412	0	0	23	1,729	2,137	80.91%	732	5	2	15	936	5	11	1,706
413	0	1	13	1,575	2,142	73.53%	831	17	2	23	674	6	8	1,561
414	0	0	5	712	858	82.98%	308	6	0	8	379	2	4	707
415	0	0	1	181	214	84.58%	83	1	0	1	94	0	1	180
416	0	1	31	2,585	3,208	80.58%	1,344	15	2	20	1,153	7	12	2,553
417	0	0	0	39	45	86.67%	25	1	0	1	12	0	0	39
418	2	1	31	3,135	4,131	75.89%	1,757	32	2	37	1,247	4	24	3,103
419	0	1	5	670	811	82.61%	360	11	0	12	270	1	10	664

# Canvass Report — Total Voters — Official Clackamas County, Oregon — General Election — November 06, 2012 Page 4 of 174

11/20/2012 10:40 AM  
 Precincts Reporting 118 of 118 = 100.00%

Total Number of Voters: 191,126 of 229,236 = 83.38%

## United States President and Vice President

Precinct	Blank Ballots Cast	Over Votes	Under Votes	Total Ballots Cast	Registered Voters	Percent Turnout	Barack Obama Joe	Jill Stein Cheri Honkala	Ross C (Rocky) Anderson Luis J Rodriguez	Gary Johnson James P Gray	Mitt Romney Paul Ryan	Will Christensen Kenneth L Gibbs	Write-Ins	Totals
420	0	1	7	518	710	72.96%	328	9	1	5	161	2	4	510
421	0	1	29	2,263	2,739	82.62%	1,237	10	3	30	940	4	9	2,233
422	0	2	31	2,931	3,959	74.03%	1,811	34	6	54	966	5	22	2,898
423	0	0	0	17	22	77.27%	3	0	0	0	14	0	0	17
500	0	2	23	2,869	3,457	82.99%	1,607	22	3	31	1,160	7	14	2,844
501	1	2	18	2,441	3,032	80.51%	1,575	29	8	32	757	7	13	2,421
502	0	1	31	3,112	3,784	82.24%	1,883	32	2	27	1,110	7	19	3,080
503	0	1	21	3,112	3,606	86.30%	1,695	14	6	35	1,321	3	16	3,090
504	0	1	12	1,815	2,311	78.54%	1,046	15	2	27	694	10	8	1,802
505	0	1	19	1,542	1,821	84.68%	861	14	1	22	594	9	21	1,522
506	0	1	16	2,095	2,657	78.85%	1,136	12	1	34	874	5	16	2,078
510	0	0	10	845	990	85.35%	389	8	0	12	420	0	6	835
511	0	0	27	2,089	2,450	85.27%	835	10	3	21	1,177	7	9	2,062
512	0	2	19	1,168	1,449	80.61%	594	9	2	19	513	4	6	1,147
513	0	0	11	1,866	2,178	85.67%	807	13	1	23	1,000	3	8	1,855
514	0	1	35	3,194	3,755	85.06%	1,310	24	3	46	1,754	4	17	3,158
515	0	1	9	893	1,062	84.09%	438	8	1	8	422	0	6	883
516	0	0	5	801	948	84.49%	325	5	0	12	447	1	6	796
517	0	0	21	1,779	2,104	84.55%	775	11	2	25	936	0	9	1,758
518	0	0	26	1,710	2,036	83.99%	698	15	0	20	937	4	10	1,684
519	0	0	9	694	826	84.02%	280	4	1	6	384	0	10	685
520	0	0	3	358	404	88.61%	168	4	0	4	179	0	0	355
Totals:	18	80	1,714	191,126	229,236		95,493	1,398	192	2,129	88,592	370	1,158	189,332

CERTIFIED COPY OF THE ORIGINAL  
 SHERRY HALL, COUNTY CLERK

BY: *Sherry Hall*



**Canvass Report — Total Voters — Official**  
**Clackamas County, Oregon — General Election — November 06, 2012**  
Page 5 of 174

11/20/2012 10:40 AM  
Precincts Reporting 118 of 118 = 100.00%

Total Number of Voters: 191,126 of 229,236 = 83.38%

**Representative in Congress, 3rd District**

Precinct	Blank Ballots Cast	Over Votes	Under Votes	Total Ballots Cast	Registered Voters	Percent Turnout	Earl Blumenauer	Woodrow Broadnax	Michael Cline	Ronald Green	Write-Ins	Totals
010	0	0	1	14	14	100.00%	5	1	0	7	0	13
100	0	0	33	363	413	87.89%	165	3	2	160	0	330
101	0	1	227	2,940	3,621	81.19%	1,472	33	49	1,156	2	2,712
102	0	0	20	207	264	78.41%	102	3	0	82	0	187
104	0	0	0	3	4	75.00%	2	0	0	1	0	3
106	0	0	78	1,206	1,525	79.08%	606	29	32	461	0	1,128
107	0	1	166	2,211	2,909	76.01%	1,009	50	43	940	2	2,044
108	0	0	128	1,839	2,335	78.76%	939	35	24	709	4	1,711
350	0	1	105	1,501	1,825	82.25%	577	34	32	750	2	1,395
360	0	0	130	2,045	2,541	80.48%	921	51	46	894	3	1,915
362	0	0	86	1,255	1,476	85.03%	594	29	15	530	1	1,169
363	0	0	25	449	573	78.36%	216	11	5	191	1	424
364	0	0	46	625	776	80.54%	303	10	14	252	0	579
370	0	4	122	2,088	2,566	81.37%	969	44	37	907	5	1,962
371	0	0	99	1,568	1,939	80.87%	784	21	29	633	2	1,469
372	0	0	49	796	974	81.72%	344	16	16	370	1	747
373	0	1	151	2,745	3,394	80.88%	1,573	73	44	901	2	2,593
400	1	0	74	1,280	1,522	84.10%	617	12	18	555	4	1,206
401	0	0	64	1,178	1,342	87.78%	570	13	21	510	0	1,114
402	0	0	61	1,241	1,464	84.77%	549	15	20	595	1	1,180
403	0	0	75	1,093	1,286	84.99%	488	14	20	495	1	1,018
404	0	0	137	2,208	2,699	81.81%	940	22	46	1,059	4	2,071
405	0	0	60	926	1,159	79.90%	397	8	23	438	0	866
406	0	0	29	735	900	81.67%	326	13	15	348	4	706
412	0	0	121	1,729	2,137	80.91%	816	20	23	747	2	1,608
414	0	0	32	712	858	82.98%	352	9	13	306	0	680
415	0	0	15	181	214	84.58%	92	3	1	70	0	166
416	0	0	199	2,585	3,208	80.58%	1,395	40	40	907	4	2,386
423	0	0	2	17	22	77.27%	3	0	0	12	0	15
513	0	0	88	1,866	2,178	85.67%	917	24	38	793	6	1,778
514	0	0	208	3,194	3,755	85.06%	1,457	41	55	1,429	4	2,986
515	0	0	50	893	1,062	84.09%	474	12	18	335	4	843

**Canvass Report — Total Voters — Official**  
**Clackamas County, Oregon — General Election — November 06, 2012**  
 Page 6 of 174

11/20/2012 10:40 AM  
 Precincts Reporting 118 of 118 = 100.00%

Total Number of Voters: 191,126 of 229,236 = 83.38%

**Representative in Congress, 3rd District**

Precinct	Blank Ballots Cast	Over Votes	Under Votes	Total Ballots Cast	Registered Voters	Percent Turnout	Earl Blumenauer	Woodrow Broadnax	Michael Cline	Ronald Green	Write-Ins	Totals
516	0	1	53	801	948	84.49%	367	13	9	358	0	747
517	0	0	123	1,779	2,104	84.55%	811	38	51	753	3	1,656
518	0	1	132	1,710	2,036	83.99%	780	26	33	735	3	1,577
520	0	0	27	358	404	88.61%	170	4	5	150	2	331
<b>Totals:</b>	<b>1</b>	<b>10</b>	<b>3,016</b>	<b>46,341</b>	<b>56,447</b>		<b>22,102</b>	<b>770</b>	<b>837</b>	<b>19,539</b>	<b>67</b>	<b>43,315</b>

CERTIFIED COPY OF THE ORIGINAL  
 SHERRY HALL, COUNTY CLERK

BY: 

**Canvass Report — Total Voters — Official**  
**Clackamas County, Oregon — General Election — November 06, 2012**  
Page 7 of 174

11/20/2012 10:40 AM  
Precincts Reporting 118 of 118 = 100.00%

BY: *Sherry Hall*

Total Number of Voters: 191,126 of 229,236 = 83.38%

**Representative in Congress, 5th District**

Precinct	Blank Ballots Cast	Over Votes	Under Votes	Total Ballots Cast	Registered Voters	Percent Turnout	Kurt Schrader	Fred Thompson	Raymond Baldwin	Christina Jean Lugo	Write-ins	Totals
001	1	0	211	3,137	3,778	83.03%	1,736	1,084	43	59	4	2,926
002	0	0	153	2,514	3,143	79.99%	1,341	922	35	63	0	2,361
003	0	0	116	1,869	2,346	79.67%	1,060	626	18	46	3	1,753
004	0	0	1	29	31	93.55%	11	14	1	2	0	28
005	1	1	210	2,829	3,634	77.85%	1,454	1,073	35	51	5	2,618
006	0	0	100	2,045	2,386	85.71%	980	922	24	19	0	1,945
007	2	0	164	2,247	2,805	80.11%	1,146	870	26	39	2	2,083
031	0	0	114	1,745	2,228	78.32%	955	616	24	35	1	1,631
032	1	1	135	1,809	2,297	78.75%	1,020	577	21	49	6	1,673
033	0	0	131	1,938	2,272	85.30%	1,057	708	16	23	3	1,807
051	0	3	176	2,175	2,663	81.67%	1,393	480	30	90	3	1,996
052	1	0	159	2,182	2,669	81.75%	1,394	527	22	76	4	2,023
053	1	0	141	1,764	2,229	79.14%	1,032	487	25	75	4	1,623
054	0	2	152	1,892	2,248	84.16%	1,129	542	9	56	2	1,738
055	0	0	157	2,087	2,568	81.27%	1,204	624	28	71	3	1,930
070	0	0	0	5	5	100.00%	2	3	0	0	0	5
071	0	0	8	147	160	91.88%	102	34	0	3	0	139
072	0	0	8	96	115	83.48%	63	21	3	0	1	88
073	0	0	8	138	186	74.19%	81	47	0	2	0	130
074	0	0	7	56	64	87.50%	22	27	0	0	0	49
103	0	0	196	2,489	2,944	84.54%	1,082	1,172	16	22	1	2,293
105	0	0	55	863	1,001	86.21%	393	404	4	7	0	808
111	0	0	175	2,898	3,742	77.45%	1,171	1,439	50	59	4	2,723
122	0	1	123	2,423	2,893	83.75%	1,140	1,083	37	36	3	2,299
124	0	0	100	2,050	2,321	88.32%	937	972	14	24	3	1,950
125	0	0	140	2,734	3,286	83.20%	1,298	1,209	39	47	1	2,594
130	0	0	148	2,389	2,754	86.75%	1,215	982	19	22	3	2,241
131	0	0	158	2,450	2,857	85.75%	1,294	949	13	33	3	2,292
132	1	0	135	2,006	2,313	86.73%	1,116	715	9	31	0	1,871
133	0	0	187	3,248	3,725	87.19%	1,833	1,160	19	47	2	3,061
134	0	0	117	2,185	2,445	89.37%	1,325	703	7	31	2	2,068
135	0	1	144	2,395	2,722	87.99%	1,346	863	10	31	0	2,250

**Canvass Report — Total Voters — Official**  
**Clackamas County, Oregon — General Election — November 06, 2012**  
Page 8 of 174

11/20/2012 10:40 AM  
Precincts Reporting 118 of 118 = 100.00%

BY: *Sherry Hall*

Total Number of Voters: 191,126 of 229,236 = 83.38%

**Representative in Congress, 5th District**

Precinct	Blank Ballots Cast	Over Votes	Under Votes	Total Ballots Cast	Registered Voters	Percent Turnout	Kurt Schrader	Fred Thompson	Raymond Baldwin	Christina Jean Lugo	Write-ins	Totals
151	0	0	133	2,363	2,667	88.60%	1,394	796	7	31	2	2,230
152	0	0	160	2,626	2,931	89.59%	1,555	853	11	46	1	2,466
153	0	0	170	2,374	2,734	86.83%	1,350	815	7	31	1	2,204
154	0	1	57	658	731	90.01%	370	226	1	3	0	600
155	0	0	184	2,793	3,157	88.47%	1,554	1,006	11	35	3	2,609
156	0	0	179	2,971	3,298	90.08%	1,641	1,114	10	26	1	2,792
157	0	2	124	2,238	2,505	89.34%	1,251	842	4	15	0	2,112
158	0	2	103	1,709	1,956	87.37%	967	604	7	25	1	1,604
159	0	0	213	3,262	3,733	87.38%	1,985	991	22	48	3	3,049
160	0	0	31	377	416	90.63%	187	149	4	5	1	346
201	0	0	170	2,690	3,176	84.70%	1,346	1,094	22	58	0	2,520
202	1	0	277	3,815	4,534	84.14%	1,845	1,571	38	82	2	3,538
203	0	0	98	1,984	2,131	93.10%	953	903	8	19	3	1,886
251	0	0	0	2	3	66.67%	1	1	0	0	0	2
252	0	0	110	1,675	1,897	88.30%	822	717	9	15	2	1,565
280	0	0	57	1,190	1,370	86.86%	721	367	11	33	1	1,133
281	0	0	76	1,363	1,524	89.44%	842	418	7	18	2	1,287
282	0	0	27	414	499	82.97%	228	148	3	8	0	387
283	0	0	19	480	522	91.95%	261	196	1	2	1	461
320	1	0	65	1,111	1,258	88.31%	547	477	8	14	0	1,046
321	1	0	105	1,502	1,673	89.78%	585	783	13	14	2	1,397
322	0	0	46	1,072	1,188	90.24%	451	555	8	12	0	1,026
323	1	1	77	1,359	1,540	88.25%	609	651	4	14	3	1,281
330	0	1	118	2,555	3,003	85.08%	1,028	1,334	36	37	1	2,436
331	0	0	42	622	711	87.48%	252	310	7	11	0	580
332	0	0	13	239	270	88.52%	88	130	5	3	0	226
333	1	0	50	1,299	1,529	84.96%	573	651	10	15	0	1,249
351	0	1	155	2,703	3,304	81.81%	1,078	1,363	44	59	3	2,547
352	0	1	79	1,687	2,027	83.23%	595	960	20	31	1	1,607
361	0	0	4	62	86	72.09%	34	20	3	1	0	58
410	0	0	102	1,305	1,604	81.36%	658	501	8	33	3	1,203
411	1	0	212	2,538	3,062	82.89%	1,266	997	20	42	1	2,326

# Canvass Report — Total Voters — Official Clackamas County, Oregon — General Election — November 06, 2012 Page 9 of 174

11/20/2012 10:40 AM  
Precincts Reporting 118 of 118 = 100.00%

Total Number of Voters: 191,126 of 229,236 = 83.38%

## Representative in Congress, 5th District

Precinct	Blank Ballots Cast	Over Votes	Under Votes	Total Ballots Cast	Registered Voters	Percent Turnout	Kurt Schrader	Fred Thompson	Raymond Baldwin	Christina Jean Lugo	Write-Ins	Totals
413	0	0	99	1,575	2,142	73.53%	803	582	30	57	4	1,476
417	0	0	3	39	45	86.67%	22	10	0	3	1	36
418	2	1	257	3,135	4,131	75.89%	1,691	1,066	29	82	9	2,877
419	0	0	50	670	811	82.61%	366	223	12	18	1	620
420	0	0	30	518	710	72.96%	313	143	7	23	2	488
421	0	1	141	2,263	2,739	82.62%	1,271	793	26	30	1	2,121
422	0	1	208	2,931	3,959	74.03%	1,733	829	36	117	7	2,722
500	0	2	170	2,869	3,457	82.99%	1,621	987	26	59	4	2,697
501	1	1	136	2,441	3,032	80.51%	1,560	649	28	63	4	2,304
502	0	0	189	3,112	3,784	82.24%	1,903	911	23	83	3	2,923
503	0	1	191	3,112	3,606	86.30%	1,726	1,121	21	49	3	2,920
504	0	0	104	1,815	2,311	78.54%	1,035	607	24	42	3	1,711
505	0	0	108	1,542	1,821	84.68%	885	489	17	37	6	1,434
506	0	0	137	2,095	2,657	78.85%	1,159	722	30	47	0	1,958
510	0	0	44	845	990	85.35%	422	355	6	18	0	801
511	0	0	90	2,089	2,450	85.27%	962	978	22	33	4	1,999
512	0	0	69	1,168	1,449	80.61%	620	437	13	28	1	1,099
519	0	0	47	694	826	84.02%	316	311	6	14	0	647
<b>Totals:</b>	<b>17</b>	<b>25</b>	<b>9,158</b>	<b>144,785</b>	<b>172,789</b>		<b>76,777</b>	<b>54,611</b>	<b>1,322</b>	<b>2,738</b>	<b>154</b>	<b>135,602</b>

CERTIFIED COPY OF THE ORIGINAL  
SHERRY HALL, COUNTY CLERK

BY:

*Sherry Hall*

# Canvass Report — Total Voters — Official General Election — November 06, 2012

11/20/2012 10:40 AM  
Precincts Reporting 118 of 118 = 100.00%

Total Number of Voters: 191,126 of 229,236 = 83.38%

## Secretary of State

Precinct	Blank Ballots Cast	Over Votes	Under Votes	Total Ballots Cast	Registered Voters	Percent Turnout	Seth Woolley	Robert Wolfe	Bruce Alexander Knight	Kate Brown	Knute Buehler	Write-Ins	Totals
001	1	1	231	3,137	3,778	83.03%	77	50	34	1,497	1,243	4	2,905
002	0	0	155	2,514	3,143	79.99%	69	43	55	1,175	1,017	0	2,359
003	0	0	142	1,869	2,346	79.67%	37	19	28	915	726	2	1,727
004	0	0	2	29	31	93.55%	3	0	0	9	15	0	27
005	1	0	234	2,829	3,634	77.85%	49	45	37	1,297	1,162	5	2,595
006	0	0	112	2,045	2,386	85.71%	17	19	14	825	1,058	0	1,933
007	2	0	196	2,247	2,805	80.11%	41	27	22	977	983	1	2,051
010	0	0	2	14	14	100.00%	0	0	0	1	11	0	12
031	0	1	117	1,745	2,228	78.32%	37	23	20	845	700	2	1,627
032	1	0	149	1,809	2,297	78.75%	48	28	21	934	628	1	1,660
033	0	0	145	1,938	2,272	85.30%	25	20	21	903	823	1	1,793
051	0	1	149	2,175	2,663	81.67%	89	27	30	1,266	610	3	2,025
052	1	0	157	2,182	2,669	81.75%	79	36	33	1,249	627	1	2,025
053	1	0	132	1,764	2,229	79.14%	67	26	26	948	563	2	1,632
054	0	2	139	1,892	2,248	84.16%	50	24	22	995	658	2	1,751
055	0	1	129	2,087	2,568	81.27%	67	40	25	1,116	706	3	1,957
070	0	0	0	5	5	100.00%	0	0	0	1	4	0	5
071	0	0	7	147	160	91.88%	3	0	1	67	69	0	140
072	0	0	10	96	115	83.48%	2	1	3	58	22	0	86
073	0	0	6	138	186	74.19%	2	1	3	71	55	0	132
074	0	0	6	56	64	87.50%	1	0	0	15	34	0	50
100	0	0	27	363	413	87.89%	6	4	2	127	197	0	336
101	0	1	232	2,940	3,621	81.19%	38	27	35	1,185	1,421	1	2,707
102	0	0	15	207	264	78.41%	5	4	0	94	89	0	192
103	0	1	219	2,489	2,944	84.54%	31	25	25	892	1,294	2	2,269
104	0	0	0	3	4	75.00%	0	0	0	1	2	0	3
105	0	0	62	863	1,001	86.21%	11	8	5	327	450	0	801
106	0	1	71	1,206	1,525	79.08%	36	17	23	525	532	1	1,134
107	0	1	177	2,211	2,909	76.01%	43	26	40	867	1,054	3	2,033
108	0	0	143	1,839	2,335	78.76%	48	15	29	792	809	3	1,696
111	0	1	217	2,898	3,742	77.45%	55	37	38	1,014	1,534	2	2,680
122	0	0	183	2,423	2,893	83.75%	38	26	27	936	1,210	3	2,240

**Canvass Report — Total Voters — Official**  
**Clackamas County, Oregon — General Election — November 06, 2012**

BY: *Sherry Hall* Page 11 of 174 11/20/2012 10:40 AM  
Total Number of Voters: 191,126 of 229,236 = 83.38% Precincts Reporting 118 of 118 = 100.00%

**Secretary of State**

Precinct	Blank Ballots Cast	Over Votes	Under Votes	Total Ballots Cast	Registered Voters	Percent Turnout	Seth Woolley	Robert Wolfe	Bruce Alexander Knight	Kate Brown	Knute Buehler	Write-Ins	Totals
124	0	0	135	2,050	2,321	88.32%	28	21	35	726	1,102	3	1,915
125	0	1	176	2,734	3,286	83.20%	44	36	34	1,088	1,354	1	2,557
130	0	1	197	2,389	2,754	86.75%	31	26	29	958	1,147	0	2,191
131	0	0	174	2,450	2,857	85.75%	34	21	19	1,043	1,159	0	2,276
132	1	0	142	2,006	2,313	86.73%	37	15	25	929	857	1	1,864
133	0	0	220	3,248	3,725	87.19%	65	36	34	1,478	1,415	0	3,028
134	0	0	137	2,185	2,445	89.37%	43	23	20	1,075	886	1	2,048
135	0	1	160	2,395	2,722	87.99%	33	18	23	1,105	1,055	0	2,234
151	0	0	143	2,363	2,667	88.60%	50	20	12	1,140	996	2	2,220
152	0	1	167	2,626	2,931	89.59%	49	22	26	1,239	1,121	1	2,458
153	0	1	201	2,374	2,734	86.83%	34	25	15	1,069	1,028	1	2,172
154	0	0	50	658	731	90.01%	6	3	1	280	318	0	608
155	0	0	192	2,793	3,157	88.47%	40	32	26	1,272	1,230	1	2,601
156	0	0	202	2,971	3,298	90.08%	36	30	24	1,273	1,405	1	2,769
157	0	2	130	2,238	2,505	89.34%	20	14	14	993	1,064	1	2,106
158	0	2	97	1,709	1,956	87.37%	24	19	22	770	775	0	1,610
159	0	2	226	3,262	3,733	87.38%	49	23	37	1,599	1,324	2	3,034
160	0	0	32	377	416	90.63%	3	1	8	134	198	1	345
201	0	1	178	2,690	3,176	84.70%	48	29	32	1,114	1,286	2	2,511
202	1	2	296	3,815	4,534	84.14%	76	33	71	1,613	1,722	2	3,517
203	0	0	104	1,984	2,131	93.10%	17	9	7	712	1,135	0	1,880
251	0	0	0	2	3	66.67%	0	0	0	1	1	0	2
252	0	0	101	1,675	1,897	88.30%	22	10	14	646	881	1	1,574
280	0	0	65	1,190	1,370	86.86%	29	10	15	634	436	1	1,125
281	0	0	76	1,363	1,524	89.44%	31	13	9	721	511	2	1,287
282	0	0	31	414	499	82.97%	11	7	1	178	186	0	383
283	0	0	19	480	522	91.95%	2	2	3	192	261	1	461
320	1	1	64	1,111	1,258	88.31%	25	6	8	418	589	0	1,046
321	1	0	94	1,502	1,673	89.78%	19	7	18	459	904	1	1,408
322	0	1	66	1,072	1,188	90.24%	13	7	9	364	612	0	1,005
323	1	1	96	1,359	1,540	88.25%	18	12	13	466	752	1	1,262
330	0	2	164	2,555	3,003	85.08%	43	21	27	839	1,453	6	2,389

Canvass Report — Total Voters — Official  
Clackamas County, Oregon — General Election — November 06, 2012

Page 12 of 174

11/20/2012 10:40 AM

Total Number of Voters: 191,126 of 229,236 = 83.38%

Precincts Reporting 118 of 118 = 100.00%

Secretary of State

Precinct	Blank Ballots Cast	Over Votes	Under Votes	Total Ballots Cast	Registered Voters	Percent Turnout	Seth Woolley	Robert Wolfe	Bruce Alexander Knight	Kate Brown	Knutte Buehler	Write-Ins	Totals
331	0	0	46	622	711	87.48%	7	8	15	214	332	0	576
332	0	1	12	239	270	88.52%	0	1	4	75	146	0	226
333	1	0	84	1,299	1,529	84.96%	15	11	13	451	724	1	1,215
350	0	0	99	1,501	1,825	82.25%	20	26	23	512	820	1	1,402
351	0	1	186	2,703	3,304	81.81%	63	34	40	910	1,464	5	2,516
352	0	1	116	1,687	2,027	83.23%	29	22	25	491	1,002	1	1,570
360	0	0	145	2,045	2,541	80.48%	56	38	25	809	968	4	1,900
361	0	0	1	62	86	72.09%	0	2	0	34	25	0	61
362	0	0	92	1,255	1,476	85.03%	19	16	15	517	595	1	1,163
363	0	0	25	449	573	78.36%	9	9	5	196	205	0	424
364	0	0	47	625	776	80.54%	8	10	10	271	279	0	578
370	0	1	139	2,088	2,566	81.37%	45	28	27	821	1,024	3	1,948
371	0	0	103	1,568	1,939	80.87%	34	10	25	651	740	5	1,465
372	0	0	59	796	974	81.72%	17	8	12	315	384	1	737
373	0	1	172	2,745	3,394	80.88%	100	37	35	1,316	1,082	2	2,572
400	1	1	86	1,280	1,522	84.10%	23	13	16	509	632	0	1,193
401	0	0	66	1,178	1,342	87.78%	13	18	12	462	607	0	1,112
402	0	2	66	1,241	1,464	84.77%	17	10	14	422	708	2	1,173
403	0	0	82	1,093	1,286	84.99%	13	11	9	385	592	1	1,011
404	0	3	160	2,208	2,699	81.81%	35	25	31	760	1,192	2	2,045
405	0	0	69	926	1,159	79.90%	8	11	13	307	513	5	857
406	0	2	46	735	900	81.67%	4	5	17	288	372	1	687
410	0	0	93	1,305	1,604	81.36%	22	13	18	589	570	0	1,212
411	1	2	214	2,538	3,062	82.89%	35	21	17	1,143	1,106	0	2,322
412	0	0	129	1,729	2,137	80.91%	15	17	19	659	890	0	1,600
413	0	0	120	1,575	2,142	73.53%	40	23	25	723	642	2	1,455
414	0	0	34	712	858	82.98%	15	9	7	287	359	1	678
415	0	0	17	181	214	84.58%	2	0	1	70	90	1	164
416	0	0	203	2,585	3,208	80.58%	34	18	23	1,162	1,145	0	2,382
417	0	0	3	39	45	86.67%	2	0	0	22	12	0	36
418	2	2	248	3,135	4,131	75.89%	80	35	46	1,510	1,211	3	2,885
419	0	0	60	670	811	82.61%	20	10	12	311	256	1	610



# Canvass Report — Total Voters — Official Clackamas County, Oregon — General Election — November 06, 2012 Page 13 of 174

11/20/2012 10:40 AM  
 Precincts Reporting 118 of 118 = 100.00%

Total Number of Voters: 191,126 of 229,236 = 83.38%

## Secretary of State

Precinct	Blank Ballots Cast	Over Votes	Under Votes	Total Ballots Cast	Registered Voters	Percent Turnout	Seth Woolley	Robert Wolfe	Bruce Alexander Knight	Kate Brown	Knute Buehler	Write-Ins	Totals
420	0	1	29	518	710	72.96%	16	9	11	291	160	1	488
421	0	0	148	2,263	2,739	82.62%	32	23	27	1,131	901	1	2,115
422	0	0	205	2,931	3,959	74.03%	81	36	54	1,645	904	6	2,726
423	0	0	2	17	22	77.27%	0	0	0	2	13	0	15
500	0	3	187	2,869	3,457	82.99%	49	33	25	1,436	1,132	4	2,679
501	1	1	142	2,441	3,032	80.51%	69	38	33	1,394	764	0	2,298
502	0	1	203	3,112	3,784	82.24%	86	42	27	1,670	1,080	3	2,908
503	0	0	205	3,112	3,606	86.30%	51	36	34	1,528	1,253	5	2,907
504	0	0	109	1,815	2,311	78.54%	31	32	33	963	646	1	1,706
505	0	0	113	1,542	1,821	84.68%	33	23	15	778	578	2	1,429
506	0	0	132	2,095	2,657	78.85%	42	22	35	1,056	808	0	1,963
510	0	0	61	845	990	85.35%	18	13	13	341	397	2	784
511	0	2	125	2,089	2,450	85.27%	39	21	24	789	1,083	6	1,962
512	0	1	76	1,168	1,449	80.61%	17	12	15	556	489	2	1,091
513	0	0	95	1,866	2,178	85.67%	32	22	28	748	940	1	1,771
514	0	1	217	3,194	3,755	85.06%	58	38	48	1,183	1,643	6	2,976
515	0	0	53	893	1,062	84.09%	12	8	15	405	399	1	840
516	0	1	39	801	948	84.49%	16	12	6	305	422	0	761
517	0	1	119	1,779	2,104	84.55%	32	29	27	694	875	2	1,659
518	0	0	124	1,710	2,036	83.99%	33	17	19	624	891	2	1,586
519	0	0	63	694	826	84.02%	18	5	2	235	370	1	631
520	0	0	29	358	404	88.61%	3	1	3	142	180	0	329
<b>Totals:</b>	<b>18</b>	<b>59</b>	<b>13,199</b>	<b>191,126</b>	<b>229,236</b>		<b>3,622</b>	<b>2,140</b>	<b>2,298</b>	<b>83,560</b>	<b>86,084</b>	<b>164</b>	<b>177,868</b>

CERTIFIED COPY OF THE ORIGINAL  
 SHERRY HALL, COUNTY CLERK

BY:

*Sherry Hall*

Canvass Report — Total Voters — Official  
Clackamas County, Oregon — General Election — November 06, 2012

11/20/2012 10:40 AM  
Precincts Reporting 118 of 118 = 100.00%

Total Number of Voters: 191,126 of 229,236 = 83.38%

State Treasurer

Precinct	Blank Ballots Cast	Over Votes	Under Votes	Total Ballots Cast	Registered Voters	Percent Turnout	Ted Wheeler	Cameron Whitten	John F Mahler	Michael Paul Marsh	Tom Cox	Write-Ins	Totals
001	1	0	289	3,137	3,778	83.03%	1,683	69	60	30	1,004	2	2,848
002	0	0	190	2,514	3,143	79.99%	1,335	61	51	33	842	2	2,324
003	0	0	157	1,869	2,346	79.67%	1,040	30	25	15	599	3	1,712
004	0	0	1	29	31	93.55%	13	2	0	0	13	0	28
005	1	0	259	2,829	3,634	77.85%	1,408	63	40	30	1,025	4	2,570
006	0	1	143	2,045	2,386	85.71%	971	28	22	16	864	0	1,901
007	2	0	227	2,247	2,805	80.11%	1,117	46	31	19	807	0	2,020
010	0	0	1	14	14	100.00%	3	0	0	0	10	0	13
031	0	1	136	1,745	2,228	78.32%	966	26	32	25	558	1	1,608
032	1	0	179	1,809	2,297	78.75%	1,024	39	26	13	527	1	1,630
033	0	0	170	1,938	2,272	85.30%	1,020	28	28	14	674	4	1,768
051	0	1	172	2,175	2,663	81.67%	1,420	66	46	13	455	2	2,002
052	1	0	179	2,182	2,669	81.75%	1,404	59	40	17	480	3	2,003
053	1	2	154	1,764	2,229	79.14%	1,033	58	31	14	471	1	1,608
054	0	0	171	1,892	2,248	84.16%	1,156	45	23	9	486	2	1,721
055	0	0	174	2,087	2,568	81.27%	1,231	56	20	17	588	1	1,913
070	0	0	0	5	5	100.00%	1	0	0	0	4	0	5
071	0	0	8	147	160	91.88%	107	0	3	0	29	0	139
072	0	0	11	96	115	83.48%	58	5	4	1	17	0	85
073	0	0	6	138	186	74.19%	85	3	4	0	40	0	132
074	0	0	6	56	64	87.50%	23	1	0	0	26	0	50
100	0	0	37	363	413	87.89%	155	4	2	2	163	0	326
101	0	2	291	2,940	3,621	81.19%	1,385	31	46	12	1,172	1	2,647
102	0	0	21	207	264	78.41%	95	5	0	1	85	0	186
103	0	1	238	2,489	2,944	84.54%	1,090	26	29	10	1,094	1	2,250
104	0	0	0	3	4	75.00%	2	0	0	0	1	0	3
105	0	0	66	863	1,001	86.21%	429	12	9	5	342	0	797
106	0	0	97	1,206	1,525	79.08%	580	28	25	18	458	0	1,109
107	0	0	190	2,211	2,909	76.01%	967	42	43	22	945	2	2,021
108	0	0	164	1,839	2,335	78.76%	887	34	26	17	708	3	1,675
111	0	2	246	2,898	3,742	77.45%	1,140	71	37	31	1,370	1	2,650
122	0	1	224	2,423	2,893	83.75%	1,082	37	32	17	1,026	4	2,198

# Canvass Report — Total Voters — Official Clackamas County, Oregon — General Election — November 06, 2012

11/20/2012 10:40 AM  
Precincts Reporting 118 of 118 = 100.00%

Total Number of Voters: 191,126 of 229,236 = 83.38%

## State Treasurer

Precinct	Blank Ballots Cast	Over Votes	Under Votes	Total Ballots Cast	Registered Voters	Percent Turnout	Ted Wheeler	Cameron Whitten	John F Mahler	Michael Paul Marsh	Tom Cox	Write-Ins	Totals
124	0	1	179	2,050	2,321	88.32%	906	22	33	14	895	0	1,870
125	0	1	220	2,734	3,286	83.20%	1,226	47	42	36	1,160	2	2,513
130	0	0	215	2,389	2,754	86.75%	1,173	24	37	14	925	1	2,174
131	0	0	217	2,450	2,857	85.75%	1,254	27	27	7	916	2	2,233
132	1	0	173	2,006	2,313	86.73%	1,103	26	22	9	670	3	1,833
133	0	0	263	3,248	3,725	87.19%	1,814	47	42	18	1,062	2	2,985
134	0	0	151	2,185	2,445	89.37%	1,311	26	30	5	660	2	2,034
135	0	0	198	2,395	2,722	87.99%	1,338	22	32	13	791	1	2,197
151	0	0	183	2,363	2,667	88.60%	1,426	26	18	7	703	0	2,180
152	0	2	208	2,626	2,931	89.59%	1,597	40	25	10	743	1	2,416
153	0	0	232	2,374	2,734	86.83%	1,344	30	25	6	735	2	2,142
154	0	1	58	658	731	90.01%	387	3	2	0	207	0	599
155	0	0	231	2,793	3,157	88.47%	1,577	27	30	7	920	1	2,562
156	0	2	262	2,971	3,298	90.08%	1,651	17	30	6	1,001	2	2,707
157	0	0	165	2,238	2,505	89.34%	1,264	21	23	5	760	0	2,073
158	0	1	125	1,709	1,956	87.37%	953	21	30	4	572	3	1,583
159	0	0	262	3,262	3,733	87.38%	1,985	50	39	9	914	3	3,000
160	0	0	35	377	416	90.63%	184	6	13	2	137	0	342
201	0	1	213	2,690	3,176	84.70%	1,321	41	43	13	1,058	0	2,476
202	1	1	345	3,815	4,534	84.14%	1,803	78	95	16	1,475	2	3,469
203	0	1	132	1,984	2,131	93.10%	1,011	17	8	4	811	0	1,851
251	0	0	0	2	3	66.67%	1	0	0	0	1	0	2
252	0	0	135	1,675	1,897	88.30%	850	13	19	2	656	0	1,540
280	0	0	87	1,190	1,370	86.86%	705	23	16	6	351	2	1,103
281	0	0	101	1,363	1,524	89.44%	830	21	18	4	387	2	1,262
282	0	0	30	414	499	82.97%	230	7	3	6	138	0	384
283	0	0	22	480	522	91.95%	277	4	5	1	170	1	458
320	1	0	83	1,111	1,258	88.31%	560	22	14	1	428	3	1,028
321	1	0	123	1,502	1,673	89.78%	629	17	19	9	704	1	1,379
322	0	1	74	1,072	1,188	90.24%	475	13	11	4	493	1	997
323	1	0	115	1,359	1,540	88.25%	623	12	16	9	584	0	1,244
330	0	0	197	2,555	3,003	85.08%	990	41	41	27	1,258	1	2,358

# Canvass Report — Total Voters — Official Clackamas County, Oregon — General Election — November 06, 2012

BY: Sherry Hall 11/20/2012 10:40 AM  
Page 16 of 174 Precincts Reporting 118 of 118 = 100.00%

Total Number of Voters: 191,126 of 229,236 = 83.38%

## State Treasurer

Precinct	Blank Ballots Cast	Over Votes	Under Votes	Total Ballots Cast	Registered Voters	Percent Turnout	Ted Wheeler	Cameron Whitten	John F Mahler	Michael Paul Marsh	Tom Cox	Write-Ins	Totals
331	0	0	57	622	711	87.48%	244	9	16	4	292	0	565
332	0	0	16	239	270	88.52%	91	0	2	5	125	0	223
333	1	0	106	1,299	1,529	84.96%	519	10	22	9	631	2	1,193
350	0	1	124	1,501	1,825	82.25%	565	27	31	26	726	1	1,376
351	0	0	229	2,703	3,304	81.81%	1,055	48	52	42	1,271	6	2,474
352	0	0	123	1,687	2,027	83.23%	588	24	32	17	902	1	1,564
360	0	0	175	2,045	2,541	80.48%	919	42	39	30	839	1	1,870
361	0	0	4	62	86	72.09%	33	1	0	4	20	0	58
362	0	0	113	1,255	1,476	85.03%	595	16	18	8	504	1	1,142
363	0	1	32	449	573	78.36%	211	5	5	5	190	0	416
364	0	0	57	625	776	80.54%	299	12	9	7	241	0	568
370	0	1	168	2,088	2,566	81.37%	947	36	38	5	892	1	1,919
371	0	0	135	1,568	1,939	80.87%	730	30	24	19	628	2	1,433
372	0	0	59	796	974	81.72%	347	17	14	10	347	2	737
373	0	0	205	2,745	3,394	80.88%	1,493	66	48	15	918	0	2,540
400	1	0	102	1,280	1,522	84.10%	589	17	17	6	549	0	1,178
401	0	0	89	1,178	1,342	87.78%	548	15	18	2	506	0	1,089
402	0	0	82	1,241	1,464	84.77%	519	11	14	11	604	0	1,159
403	0	0	89	1,093	1,286	84.99%	473	20	13	7	490	1	1,004
404	0	0	182	2,208	2,699	81.81%	918	24	32	18	1,031	3	2,026
405	0	0	76	926	1,159	79.90%	369	4	16	11	450	0	850
406	0	0	50	735	900	81.67%	316	7	12	13	336	1	685
410	0	0	109	1,305	1,604	81.36%	700	9	23	5	459	0	1,196
411	1	0	238	2,538	3,062	82.89%	1,297	36	30	18	918	1	2,300
412	0	0	161	1,729	2,137	80.91%	781	9	26	9	743	0	1,568
413	0	0	141	1,575	2,142	73.53%	812	42	37	11	529	3	1,434
414	0	0	44	712	858	82.98%	334	13	12	5	304	0	668
415	0	0	21	181	214	84.58%	81	1	1	1	76	0	160
416	0	1	244	2,585	3,208	80.58%	1,358	28	24	10	920	0	2,340
417	0	0	3	39	45	86.67%	25	2	0	1	8	0	36
418	2	0	300	3,135	4,131	75.89%	1,696	81	61	18	977	2	2,835
419	0	1	63	670	811	82.61%	361	11	19	5	209	1	606

# Canvass Report — Total Voters — Official Clackamas County, Oregon — General Election — November 06, 2012

BY: *Sherry Hall*

11/20/2012 10:40 AM

Total Number of Voters: 191,126 of 229,236 = 83.38%

Precincts Reporting 118 of 118 = 100.00%

## State Treasurer

Precinct	Blank Ballots Cast	Over Votes	Under Votes	Total Ballots Cast	Registered Voters	Percent Turnout	Ted Wheeler	Cameron Whitten	John F Mahler	Michael Paul Marsh	Tom Cox	Write-Ins	Totals
420	0	0	42	518	710	72.96%	325	17	13	5	115	1	476
421	0	0	193	2,263	2,739	82.62%	1,304	33	30	15	688	0	2,070
422	0	1	237	2,931	3,959	74.03%	1,798	71	42	38	738	6	2,693
423	0	0	4	17	22	77.27%	1	0	0	0	12	0	13
500	0	2	204	2,869	3,457	82.99%	1,677	43	41	24	869	9	2,663
501	1	1	165	2,441	3,032	80.51%	1,572	55	38	11	598	1	2,275
502	0	1	233	3,112	3,784	82.24%	1,935	60	32	21	827	3	2,878
503	0	0	254	3,112	3,606	86.30%	1,727	56	45	23	1,003	4	2,858
504	0	0	129	1,815	2,311	78.54%	1,073	30	45	20	516	2	1,686
505	0	0	143	1,542	1,821	84.68%	861	34	23	8	471	2	1,399
506	0	0	158	2,095	2,657	78.85%	1,185	40	34	23	655	0	1,937
510	0	0	69	845	990	85.35%	415	17	14	7	322	1	776
511	0	0	145	2,089	2,450	85.27%	951	25	26	26	912	4	1,944
512	0	0	89	1,168	1,449	80.61%	626	25	17	19	391	1	1,079
513	0	0	119	1,866	2,178	85.67%	884	23	29	13	797	1	1,747
514	0	0	255	3,194	3,755	85.06%	1,399	52	51	15	1,416	6	2,939
515	0	1	71	893	1,062	84.09%	451	9	13	14	332	2	821
516	0	1	54	801	948	84.49%	365	9	10	4	358	0	746
517	0	0	142	1,779	2,104	84.55%	764	35	41	21	774	2	1,637
518	0	0	151	1,710	2,036	83.99%	740	28	25	7	758	1	1,559
519	0	0	71	694	826	84.02%	298	12	7	3	303	0	623
520	0	0	30	358	404	88.61%	167	4	7	0	150	0	328
<b>Totals:</b>	<b>18</b>	<b>35</b>	<b>15,796</b>	<b>191,126</b>	<b>229,236</b>		<b>98,039</b>	<b>3,117</b>	<b>2,831</b>	<b>1,349</b>	<b>69,808</b>	<b>151</b>	<b>175,295</b>

**Canvass Report — Total Voters — Official**  
**Clackamas County, Oregon — General Election — November 06, 2012**  
Page 18 of 174

11/20/2012 10:40 AM  
Precincts Reporting 118 of 118 = 100.00%

Total Number of Voters: 191,126 of 229,236 = 83.38%

**State Attorney General**

Precinct	Blank Ballots Cast	Over Votes	Under Votes	Total Ballots Cast	Registered Voters	Percent Turnout	Chris Henry	James L Buchal	James E Leuenberger	Ellen Rosenblum	Write-Ins	Totals
001	1	0	313	3,137	3,778	83.03%	48	1,096	83	1,593	4	2,824
002	0	0	207	2,514	3,143	79.99%	46	912	79	1,265	5	2,307
003	0	0	167	1,869	2,346	79.67%	16	657	48	980	1	1,702
004	0	0	1	29	31	93.55%	2	12	0	14	0	28
005	1	0	277	2,829	3,634	77.85%	40	1,086	70	1,351	5	2,552
006	0	0	150	2,045	2,386	85.71%	16	926	35	915	3	1,895
007	2	1	245	2,247	2,805	80.11%	20	859	56	1,064	2	2,001
010	0	0	2	14	14	100.00%	1	10	0	1	0	12
031	0	0	139	1,745	2,228	78.32%	39	616	42	905	4	1,606
032	1	1	188	1,809	2,297	78.75%	32	596	31	959	2	1,620
033	0	0	210	1,938	2,272	85.30%	24	712	30	957	5	1,728
051	0	1	189	2,175	2,663	81.67%	37	486	64	1,396	2	1,985
052	1	0	189	2,182	2,669	81.75%	42	525	63	1,361	2	1,993
053	1	0	144	1,764	2,229	79.14%	40	497	52	1,030	1	1,620
054	0	0	187	1,892	2,248	84.16%	22	536	35	1,108	4	1,705
055	0	1	194	2,087	2,568	81.27%	33	599	54	1,203	3	1,892
070	0	0	1	5	5	100.00%	0	3	0	1	0	4
071	0	0	8	147	160	91.88%	0	38	2	99	0	139
072	0	0	9	96	115	83.48%	2	22	4	59	0	87
073	0	0	9	138	186	74.19%	1	47	1	80	0	129
074	0	0	8	56	64	87.50%	1	26	0	20	1	48
100	0	1	39	363	413	87.89%	3	175	1	144	0	323
101	0	1	312	2,940	3,621	81.19%	43	1,247	52	1,283	2	2,627
102	0	0	20	207	264	78.41%	4	85	4	94	0	187
103	0	0	280	2,489	2,944	84.54%	17	1,157	33	1,000	2	2,209
104	0	0	0	3	4	75.00%	0	1	0	2	0	3
105	0	0	79	863	1,001	86.21%	6	400	18	360	0	784
106	0	1	97	1,206	1,525	79.08%	24	477	51	555	1	1,108
107	0	0	226	2,211	2,909	76.01%	33	978	65	908	1	1,985
108	0	0	184	1,839	2,335	78.76%	19	769	48	816	3	1,655
111	0	0	251	2,898	3,742	77.45%	35	1,462	71	1,078	1	2,647
122	0	1	246	2,423	2,893	83.75%	30	1,122	46	976	2	2,176

**Canvass Report — Total Voters — Official**  
**Clackamas County, Oregon — General Election — November 06, 2012**  
Page 19 of 174

11/20/2012 10:40 AM  
Precincts Reporting 118 of 118 = 100.00%

Total Number of Voters: 191,126 of 229,236 = 83.38%

**State Attorney General**

Precinct	Blank Ballots Cast	Over Votes	Under Votes	Total Ballots Cast	Registered Voters	Percent Turnout	Chris Henry	James L. Buchal	James E. Leuenberger	Ellen Rosenblum	Write-Ins	Totals
124	0	0	198	2,050	2,321	88.32%	21	990	39	800	2	1,852
125	0	0	240	2,734	3,286	83.20%	37	1,217	82	1,157	1	2,494
130	0	1	240	2,389	2,754	86.75%	23	999	48	1,076	2	2,148
131	0	1	237	2,450	2,857	85.75%	27	972	35	1,178	0	2,212
132	1	1	193	2,006	2,313	86.73%	15	727	41	1,027	2	1,812
133	0	2	276	3,248	3,725	87.19%	47	1,187	53	1,679	4	2,970
134	0	1	181	2,185	2,445	89.37%	20	723	33	1,226	1	2,003
135	0	1	226	2,395	2,722	87.99%	18	861	38	1,250	1	2,168
151	0	0	213	2,363	2,667	88.60%	17	787	21	1,323	2	2,150
152	0	0	218	2,626	2,931	89.59%	22	855	42	1,486	3	2,408
153	0	0	254	2,374	2,734	86.83%	27	802	32	1,257	2	2,120
154	0	0	71	558	731	90.01%	2	234	2	349	0	587
155	0	1	255	2,793	3,157	88.47%	19	1,008	49	1,458	3	2,537
156	0	0	297	2,971	3,298	90.08%	19	1,144	37	1,472	2	2,674
157	0	2	177	2,238	2,505	89.34%	10	840	33	1,174	2	2,059
158	0	0	137	1,709	1,956	87.37%	18	639	36	876	3	1,572
159	0	0	289	3,262	3,733	87.38%	30	1,028	60	1,853	2	2,973
160	0	0	41	377	416	90.63%	1	146	16	173	0	336
201	0	0	245	2,690	3,176	84.70%	26	1,122	57	1,237	3	2,445
202	1	0	380	3,815	4,534	84.14%	48	1,550	118	1,714	5	3,435
203	0	0	146	1,984	2,131	93.10%	8	936	14	880	0	1,838
251	0	0	0	2	3	66.67%	0	1	0	1	0	2
252	0	0	161	1,675	1,897	88.30%	8	730	18	755	3	1,514
280	0	0	91	1,190	1,370	86.86%	16	361	24	695	3	1,099
281	0	0	110	1,363	1,524	89.44%	16	422	27	786	2	1,253
282	0	1	32	414	499	82.97%	0	147	20	214	0	381
283	0	0	26	480	522	91.95%	6	203	3	241	1	454
320	1	0	105	1,111	1,258	88.31%	16	474	15	499	2	1,006
321	1	0	142	1,502	1,673	89.78%	14	774	26	546	0	1,360
322	0	0	74	1,072	1,188	90.24%	4	560	24	410	0	998
323	1	0	121	1,359	1,540	88.25%	10	633	24	570	1	1,238
330	0	0	228	2,555	3,003	85.08%	27	1,349	63	885	3	2,327

# Canvass Report — Total Voters — Official General Election — November 06, 2012 Page 20 of 174

11/20/2012 10:40 AM  
Precincts Reporting 118 of 118 = 100.00%

Total Number of Voters: 191,126 of 229,236 = 83.38%

## State Attorney General

Precinct	Blank Ballots Cast	Over Votes	Under Votes	Total Ballots Cast	Registered Voters	Percent Turnout	Chris Henry	James L. Buchal	James E. Leuenberger	Ellen Rosenblum	Write-Ins	Totals
331	0	0	64	622	711	87.48%	9	299	21	229	0	558
332	0	0	15	239	270	88.52%	3	130	6	84	1	224
333	1	1	119	1,299	1,529	84.96%	8	670	30	469	2	1,179
350	0	2	125	1,501	1,825	82.25%	26	774	48	526	0	1,374
351	0	0	248	2,703	3,304	81.81%	42	1,375	74	961	3	2,455
352	0	1	131	1,687	2,027	83.23%	29	939	42	543	2	1,555
360	0	0	197	2,045	2,541	80.48%	41	888	63	854	2	1,848
361	0	0	4	62	86	72.09%	3	17	5	33	0	58
362	0	0	123	1,255	1,476	85.03%	18	559	25	529	1	1,132
363	0	0	40	449	573	78.36%	7	205	9	188	0	409
364	0	0	62	625	776	80.54%	11	265	20	267	0	563
370	0	2	180	2,088	2,566	81.37%	31	937	51	883	4	1,906
371	0	2	147	1,568	1,939	80.87%	23	667	36	691	2	1,419
372	0	0	69	796	974	81.72%	11	361	30	324	1	727
373	0	0	228	2,745	3,394	80.88%	55	995	59	1,407	1	2,517
400	1	0	137	1,280	1,522	84.10%	13	578	22	529	1	1,143
401	0	0	97	1,178	1,342	87.78%	18	541	23	499	0	1,081
402	0	0	86	1,241	1,464	84.77%	14	650	23	467	1	1,155
403	0	0	109	1,093	1,286	84.99%	8	540	20	415	1	984
404	0	1	220	2,208	2,699	81.81%	34	1,104	42	804	3	1,987
405	0	0	85	926	1,159	79.90%	14	480	21	326	0	841
406	0	1	54	735	900	81.67%	7	353	26	294	0	680
410	0	0	110	1,305	1,604	81.36%	18	512	26	639	0	1,195
411	1	0	285	2,538	3,062	82.89%	34	974	49	1,194	2	2,253
412	0	0	170	1,729	2,137	80.91%	15	778	37	727	2	1,559
413	0	0	150	1,575	2,142	73.53%	27	583	37	776	2	1,425
414	0	0	58	712	858	82.98%	11	314	23	306	0	654
415	0	0	26	181	214	84.58%	0	78	3	74	0	155
416	0	0	259	2,585	3,208	80.58%	37	987	32	1,266	4	2,326
417	0	0	4	39	45	86.67%	1	12	0	22	0	35
418	2	1	313	3,135	4,131	75.89%	67	1,036	71	1,641	6	2,821
419	0	0	70	670	811	82.61%	7	228	22	341	2	600



# Canvass Report — Total Voters — Official Clackamas County, Oregon — General Election — November 06, 2012 Page 21 of 174

11/20/2012 10:40 AM

Precincts Reporting 118 of 118 = 100.00%

Total Number of Voters: 191,126 of 229,236 = 83.38%

## State Attorney General

Precinct	Blank Ballots Cast	Over Votes	Under Votes	Total Ballots Cast	Registered Voters	Percent Turnout	Chris Henry	James L Buchal	James E Leuenberger	Ellen Rosenblum	Write-Ins	Totals
420	0	0	46	518	710	72.96%	10	137	17	307	1	472
421	0	1	235	2,263	2,739	82.62%	25	772	48	1,182	0	2,027
422	0	0	261	2,931	3,959	74.03%	63	802	73	1,725	7	2,670
423	0	0	3	17	22	77.27%	0	12	0	2	0	14
500	0	2	240	2,869	3,457	82.99%	38	967	57	1,560	5	2,627
501	1	1	179	2,441	3,032	80.51%	37	650	59	1,515	0	2,261
502	0	1	260	3,112	3,784	82.24%	42	937	57	1,809	6	2,851
503	0	0	272	3,112	3,606	86.30%	36	1,131	63	1,605	5	2,840
504	0	0	156	1,815	2,311	78.54%	17	577	44	1,019	2	1,659
505	0	0	149	1,542	1,821	84.88%	36	515	33	807	2	1,393
506	0	0	173	2,095	2,657	78.85%	30	717	69	1,105	1	1,922
510	0	0	94	845	990	85.35%	18	338	21	372	2	751
511	0	1	157	2,089	2,450	85.27%	29	980	45	870	7	1,931
512	0	0	104	1,168	1,449	80.61%	21	420	24	599	0	1,064
513	0	1	141	1,866	2,178	85.67%	22	847	44	806	5	1,724
514	0	0	288	3,194	3,755	85.06%	24	1,514	72	1,291	5	2,906
515	0	0	72	893	1,062	84.09%	9	357	26	426	3	821
516	0	1	60	801	948	84.49%	11	378	21	330	0	740
517	0	1	153	1,779	2,104	84.55%	19	812	46	747	1	1,625
518	0	0	157	1,710	2,036	83.99%	18	794	42	699	0	1,553
519	0	0	75	694	826	84.02%	10	331	7	271	0	619
520	0	0	35	358	404	88.61%	3	159	4	157	0	323
<b>Totals:</b>	<b>18</b>	<b>39</b>	<b>17,470</b>	<b>191,126</b>	<b>229,236</b>		<b>2,408</b>	<b>75,531</b>	<b>4,136</b>	<b>91,336</b>	<b>206</b>	<b>173,617</b>

CERTIFIED COPY OF THE ORIGINAL  
SHERRY HALL, COUNTY CLERK

BY: *Sherry Hall*

# Canvass Report — Total Voters — Official Clackamas County, Oregon — General Election — November 06, 2012 Page 22 of 174

11/20/2012 10:40 AM  
 Precincts Reporting 118 of 118 = 100.00%

Total Number of Voters: 191,126 of 229,236 = 83.38%

## State Senator, 9th District

Precinct	Blank Ballots Cast	Over Votes	Under Votes	Total Ballots Cast	Registered Voters	Percent Turnout	Steve Frank	Fred Glrod	Write-Ins	Totals
111	0	0	317	2,898	3,742	77.45%	930	1,646	5	2,581
330	0	0	283	2,555	3,003	85.08%	733	1,532	7	2,272
332	0	0	25	239	270	88.52%	65	149	0	214
350	0	1	171	1,501	1,825	82.25%	496	833	0	1,329
351	0	0	307	2,703	3,304	81.81%	813	1,580	3	2,396
352	0	0	154	1,687	2,027	83.23%	437	1,094	2	1,533
361	0	0	8	62	86	72.09%	33	21	0	54
363	0	0	46	449	573	78.36%	188	214	1	403
<b>Totals:</b>	<b>0</b>	<b>1</b>	<b>1,311</b>	<b>12,094</b>	<b>14,830</b>		<b>3,695</b>	<b>7,069</b>	<b>18</b>	<b>10,782</b>

CERTIFIED COPY OF THE ORIGINAL  
 SHERRY HALL, COUNTY CLERK

BY:

*Sherry Hall*

# Canvass Report — Total Voters — Official Clackamas County, Oregon — General Election — November 06, 2012 Page 23 of 174

11/20/2012 10:40 AM  
 Precincts Reporting 118 of 118 = 100.00%

Total Number of Voters: 191,126 of 229,236 = 83.38%

## State Senator, 18th District

Precinct	Blank Ballots Cast	Over Votes	Under Votes	Total Ballots Cast	Registered Voters	Percent Turnout	Ginny Burdick	Suzanne Gallagher	Write-Ins	Totals
282	0	0	45	414	499	82.97%	190	178	1	369
<b>Totals:</b>	<b>0</b>	<b>0</b>	<b>45</b>	<b>414</b>	<b>499</b>		<b>190</b>	<b>178</b>	<b>1</b>	<b>369</b>

CERTIFIED COPY OF THE ORIGINAL  
 SHERRY HALL, COUNTY CLERK

By: Sherry Hall

# Canvass Report — Total Voters — Official Clackamas County, Oregon — General Election — November 06, 2012 Page 24 of 174

11/20/2012 10:40 AM  
 Precincts Reporting 118 of 118 = 100.00%

Total Number of Voters: 191,126 of 229,236 = 83.38%

## State Senator, 21st District

Precinct	Blank Ballots Cast	Over Votes	Under Votes	Total Ballots Cast	Registered Voters	Percent Turnout	Cliff Hutchison	Diane Rosenbaum	Write-Ins	Totals
051	0	1	247	2,175	2,663	81.67%	488	1,433	6	1,927
052	1	0	236	2,182	2,669	81.75%	526	1,417	3	1,946
053	1	0	196	1,764	2,229	79.14%	483	1,084	1	1,568
054	0	0	232	1,892	2,248	84.16%	518	1,139	3	1,660
055	0	0	243	2,087	2,568	81.27%	616	1,223	5	1,844
071	0	0	17	147	160	91.88%	40	90	0	130
072	0	0	13	96	115	83.48%	19	64	0	83
419	0	0	91	670	811	82.61%	218	358	3	579
420	0	0	60	518	710	72.96%	137	319	2	458
500	0	2	318	2,869	3,457	82.99%	943	1,601	5	2,549
501	1	1	270	2,441	3,032	80.51%	633	1,534	3	2,170
502	0	0	354	3,112	3,784	82.24%	891	1,860	7	2,758
<b>Totals:</b>	<b>3</b>	<b>4</b>	<b>2,277</b>	<b>19,953</b>	<b>24,446</b>		<b>5,512</b>	<b>12,122</b>	<b>38</b>	<b>17,672</b>

CERTIFIED COPY OF THE ORIGINAL  
 SHERRY HALL, COUNTY CLERK

BY: 

**Canvass Report — Total Voters — Official  
Clackamas County, Oregon — General Election — November 06, 2012**

11/20/2012 10:40 AM  
Precincts Reporting 118 of 118 = 100.00%

Total Number of Voters: 191,126 of 229,236 = 83.38%

**State Representative, 18th District**

Precinct	Blank Ballots Cast	Over Votes	Under Votes	Total Ballots Cast	Registered Voters	Percent Turnout	Vic Gilliam	Write-Ins	Totals
111	0	0	667	2,898	3,742	77.45%	2,163	68	2,231
330	0	0	703	2,555	3,003	85.08%	1,774	78	1,852
332	0	0	70	239	270	88.52%	162	7	169
350	0	0	443	1,501	1,825	82.25%	1,012	46	1,058
351	0	0	759	2,703	3,304	81.81%	1,887	57	1,944
352	0	1	418	1,687	2,027	83.23%	1,239	29	1,268
361	0	0	24	62	86	72.09%	38	0	38
363	0	0	154	449	573	78.36%	287	8	295
<b>Totals:</b>	<b>0</b>	<b>1</b>	<b>3,238</b>	<b>12,094</b>	<b>14,830</b>		<b>8,562</b>	<b>293</b>	<b>8,855</b>

CERTIFIED COPY OF THE ORIGINAL  
SHERRY HALL, COUNTY CLERK

BY:

*Sherry Hall*

**Canvass Report — Total Voters — Official  
Clackamas County, Oregon — General Election — November 06, 2012**

11/20/2012 10:40 AM  
Precincts Reporting 118 of 118 = 100.00%

Total Number of Voters: 191,126 of 229,236 = 83.38%

**State Representative, 26th District**

Precinct	Blank Ballots Cast	Over Votes	Under Votes	Total Ballots Cast	Registered Voters	Percent Turnout	Wynne Wakkila	John Davis	Write-Ins	Totals
201	0	1	286	2,690	3,176	84.70%	1,071	1,331	1	2,403
202	1	1	468	3,815	4,534	84.14%	1,531	1,809	6	3,346
323	1	0	163	1,359	1,540	88.25%	460	734	2	1,196
<b>Totals:</b>	<b>2</b>	<b>2</b>	<b>917</b>	<b>7,864</b>	<b>9,250</b>		<b>3,062</b>	<b>3,874</b>	<b>9</b>	<b>6,945</b>

CERTIFIED COPY OF THE ORIGINAL  
SHERRY HALL, COUNTY CLERK

BY: 

# Canvass Report — Total Voters — Official Clackamas County, Oregon — General Election — November 06, 2012 Page 27 of 174

11/20/2012 10:40 AM  
 Precincts Reporting 118 of 118 = 100.00%

Total Number of Voters: 191,126 of 229,236 = 83.38%

## State Representative, 35th District

Precinct	Blank Ballots Cast	Over Votes	Under Votes	Total Ballots Cast	Registered Voters	Percent Turnout	Margaret Doherty	John Goodhouse	Write-Ins	Totals
282	0	0	38	414	499	82.97%	191	185	0	376
<b>Totals:</b>	<b>0</b>	<b>0</b>	<b>38</b>	<b>414</b>	<b>499</b>		<b>191</b>	<b>185</b>	<b>0</b>	<b>376</b>

CERTIFIED COPY OF THE ORIGINAL  
 SHERRY HALL, COUNTY CLERK

BY: 

# Canvass Report — Total Voters — Official Clackamas County, Oregon — General Election — November 06, 2012

11/20/2012 10:40 AM  
Precincts Reporting 118 of 118 = 100.00%


Page 28 of 174

Total Number of Voters: 191,126 of 229,236 = 83.38%

## State Representative, 37th District

Precinct	Blank Ballots Cast	Over Votes	Under Votes	Total Ballots Cast	Registered Voters	Percent Turnout	Julie Parrish	Carl Hosticka	Meredith Love Taggart	Write-Ins	Totals
130	0	0	203	2,389	2,754	86.75%	1,203	928	53	2	2,186
131	0	2	200	2,450	2,857	85.75%	1,155	1,048	45	0	2,248
132	1	0	163	2,006	2,313	86.73%	906	890	43	4	1,843
133	0	2	259	3,248	3,725	87.19%	1,447	1,468	72	0	2,987
134	0	0	144	2,185	2,445	89.37%	908	1,094	37	2	2,041
135	0	3	198	2,395	2,722	87.99%	1,052	1,103	37	2	2,194
154	0	0	80	658	731	90.01%	312	264	2	0	578
160	0	0	38	377	416	90.63%	191	136	11	1	339
252	0	0	130	1,675	1,897	88.30%	887	634	22	2	1,545
281	0	1	129	1,363	1,524	89.44%	487	721	22	3	1,233
320	1	0	94	1,111	1,258	88.31%	577	421	19	0	1,017
321	1	0	125	1,502	1,673	89.78%	897	457	22	1	1,377
322	0	0	81	1,072	1,188	90.24%	611	360	19	1	991
<b>Totals:</b>	<b>3</b>	<b>8</b>	<b>1,844</b>	<b>22,431</b>	<b>25,503</b>		<b>10,633</b>	<b>9,524</b>	<b>404</b>	<b>18</b>	<b>20,579</b>

CERTIFIED COPY OF THE ORIGINAL  
SHERRY HALL, COUNTY CLERK

BY: 



# Canvass Report — Total Voters — Official Clackamas County, Oregon — General Election — November 06, 2012 Page 29 of 174

11/20/2012 10:40 AM  
 Precincts Reporting 118 of 118 = 100.00%

Total Number of Voters: 191,126 of 229,236 = 83.38%

## State Representative, 38th District

Precinct	Blank Ballots Cast	Over Votes	Under Votes	Total Ballots Cast	Registered Voters	Percent Turnout	Tom Maginnis	Chris Garrett	Write-Ins	Totals
070	0	0	1	5	5	100.00%	3	1	0	4
151	0	0	272	2,363	2,667	88.60%	782	1,306	3	2,091
152	0	0	305	2,626	2,931	89.59%	859	1,455	7	2,321
153	0	1	322	2,374	2,734	86.83%	813	1,234	4	2,051
155	0	0	339	2,793	3,157	88.47%	1,002	1,445	7	2,454
156	0	0	385	2,971	3,298	90.08%	1,124	1,461	1	2,586
157	0	1	238	2,238	2,505	89.34%	866	1,131	2	1,999
158	0	0	190	1,709	1,956	87.37%	633	883	3	1,519
159	0	0	412	3,262	3,733	87.38%	1,030	1,817	3	2,850
251	0	0	0	2	3	66.67%	1	1	0	2
280	0	0	135	1,190	1,370	86.86%	364	688	3	1,055
283	0	0	37	480	522	91.95%	198	245	0	443
Totals:	0	2	2,636	22,013	24,881		7,675	11,667	33	19,375

CERTIFIED COPY OF THE ORIGINAL  
 SHERRY HALL, COUNTY CLERK

BY: 

# Canvass Report — Total Voters — Official Clackamas County, Oregon — General Election — November 06, 2012 Page 30 of 174


11/20/2012 10:40 AM  
 Precincts Reporting 118 of 118 = 100.00%

Total Number of Voters: 191,126 of 229,236 = 83.38%

## State Representative, 39th District

Precinct	Blank Ballots Cast	Over Votes	Under Votes	Total Ballots Cast	Registered Voters	Percent Turnout	Bill Kennermer	Blake Holmes	Christopher Cameron Bangs	Write-Ins	Totals
004	0	0	2	29	31	93.55%	20	1	6	0	27
102	0	0	25	207	264	78.41%	96	3	83	0	182
106	0	1	128	1,206	1,525	79.08%	591	42	444	0	1,077
122	0	0	227	2,423	2,893	83.75%	1,325	47	821	3	2,196
124	0	0	153	2,050	2,321	88.32%	1,197	39	659	2	1,897
125	0	1	223	2,734	3,286	83.20%	1,487	63	958	2	2,510
203	0	0	186	1,984	2,131	93.10%	1,223	16	559	0	1,798
331	0	0	73	622	711	87.48%	370	16	163	0	549
333	1	0	114	1,299	1,529	84.96%	784	22	377	2	1,185
360	0	0	245	2,045	2,541	80.48%	1,049	70	680	1	1,800
362	0	1	148	1,255	1,476	85.03%	639	27	439	1	1,106
401	0	0	125	1,178	1,342	87.78%	662	27	364	0	1,053
405	0	1	103	926	1,159	79.90%	546	17	258	1	822
406	0	1	71	735	900	81.67%	415	22	224	2	663
412	0	0	191	1,729	2,137	80.91%	966	35	537	0	1,538
417	0	0	5	39	45	86.67%	10	2	22	0	34
511	0	0	147	2,089	2,450	85.27%	1,193	35	711	3	1,942
513	0	0	170	1,866	2,178	85.67%	1,039	42	613	2	1,696
514	0	0	300	3,194	3,755	85.06%	1,791	85	1,012	6	2,894
515	0	0	92	893	1,062	84.09%	438	21	339	3	801
516	0	1	78	801	948	84.49%	428	14	280	0	722
517	0	0	177	1,779	2,104	84.55%	925	51	624	2	1,602
518	0	0	179	1,710	2,036	83.99%	937	48	545	1	1,531
519	0	0	79	694	826	84.02%	414	10	191	0	615
520	0	0	40	358	404	88.61%	179	5	132	2	318
<b>Totals:</b>	<b>1</b>	<b>6</b>	<b>3,281</b>	<b>33,845</b>	<b>40,054</b>		<b>18,724</b>	<b>760</b>	<b>11,041</b>	<b>33</b>	<b>30,558</b>

CERTIFIED COPY OF THE ORIGINAL  
 SHERRY HALL, COUNTY CLERK

BY: 

# Canvass Report — Total Voters — Official Clackamas County, Oregon — General Election — November 06, 2012 Page 31 of 174


11/20/2012 10:40 AM  
 Precincts Reporting 118 of 118 = 100.00%

Total Number of Voters: 191,126 of 229,236 = 83.38%

## State Representative, 40th District

Precinct	Blank Ballots Cast	Over Votes	Under Votes	Total Ballots Cast	Registered Voters	Percent Turnout	Steve Newgard	Brent Barton	Write-Ins	Totals
001	1	1	290	3,137	3,778	83.03%	1,366	1,472	8	2,846
002	0	0	219	2,514	3,143	79.99%	1,096	1,190	9	2,295
003	0	0	166	1,869	2,346	79.67%	797	904	2	1,703
005	1	1	294	2,829	3,634	77.85%	1,299	1,229	6	2,534
006	0	0	145	2,045	2,386	85.71%	1,120	777	3	1,900
007	2	2	232	2,247	2,805	80.11%	1,041	969	3	2,013
010	0	0	1	14	14	100.00%	11	2	0	13
031	0	0	153	1,745	2,228	78.32%	763	825	4	1,592
032	1	0	201	1,809	2,297	78.75%	736	867	5	1,608
033	0	0	194	1,938	2,272	85.30%	866	873	5	1,744
503	0	0	283	3,112	3,606	86.30%	1,402	1,418	9	2,829
504	0	0	150	1,815	2,311	78.54%	742	920	3	1,665
505	0	0	151	1,542	1,821	84.88%	650	735	6	1,391
506	0	0	177	2,095	2,657	78.85%	886	1,032	0	1,918
510	0	0	74	845	990	85.35%	428	341	2	771
512	0	0	106	1,168	1,449	80.61%	532	529	1	1,062
<b>Totals:</b>	<b>5</b>	<b>4</b>	<b>2,836</b>	<b>30,724</b>	<b>37,737</b>		<b>13,735</b>	<b>14,083</b>	<b>66</b>	<b>27,884</b>

CERTIFIED COPY OF THE ORIGINAL  
 SHERRY HALL, COUNTY CLERK

BY: 

# Canvass Report — Total Voters — Official Clackamas County, Oregon — General Election — November 06, 2012 Page 32 of 174

11/20/2012 10:40 AM  
 Precincts Reporting 118 of 118 = 100.00%

Total Number of Voters: 191,126 of 229,236 = 83.38%

## State Representative, 41st District

Precinct	Blank Ballots Cast	Over Votes	Under Votes	Total Ballots Cast	Registered Voters	Percent Turnout	Carolyn Tomei	Timothy E McMenamin	Write-Ins	Totals
051	0	1	196	2,175	2,663	81.67%	1,402	567	9	1,978
052	1	0	205	2,182	2,669	81.75%	1,370	602	5	1,977
053	1	1	172	1,764	2,229	79.14%	1,059	530	2	1,591
054	0	0	181	1,892	2,248	84.16%	1,126	582	3	1,711
055	0	0	202	2,087	2,568	81.27%	1,204	678	3	1,885
071	0	0	12	147	160	91.88%	88	47	0	135
072	0	0	16	96	115	83.48%	57	23	0	80
419	0	0	75	670	811	82.61%	349	246	0	595
420	0	0	50	518	710	72.96%	302	164	2	468
500	0	2	261	2,869	3,457	82.99%	1,538	1,063	5	2,606
501	1	1	203	2,441	3,032	80.51%	1,527	707	3	2,237
502	0	0	292	3,112	3,784	82.24%	1,771	1,042	7	2,820
<b>Totals:</b>	<b>3</b>	<b>5</b>	<b>1,865</b>	<b>19,953</b>	<b>24,446</b>		<b>11,793</b>	<b>6,251</b>	<b>39</b>	<b>18,083</b>

CERTIFIED COPY OF THE ORIGINAL  
 SHERRY HALL, COUNTY CLERK

BY: 

**Canvass Report — Total Voters — Official  
Clackamas County, Oregon — General Election — November 06, 2012**

11/20/2012 10:40 AM  
Precincts Reporting 118 of 118 = 100.00%

Total Number of Voters: 191,126 of 229,236 = 83.38%

**State Representative, 48th District**

Precinct	Blank Ballots Cast	Over Votes	Under Votes	Total Ballots Cast	Registered Voters	Percent Turnout	George (Sonny) Yellott	Jeff Reardon	Write-Ins	Totals
073	0	0	10	138	186	74.19%	40	87	1	128
100	0	0	53	363	413	87.89%	149	159	2	310
103	0	1	382	2,489	2,944	84.54%	1,032	1,072	2	2,106
410	0	0	170	1,305	1,604	81.36%	453	677	5	1,135
418	2	2	463	3,135	4,131	75.89%	942	1,722	6	2,670
421	0	0	319	2,263	2,739	82.62%	664	1,277	3	1,944
422	0	0	383	2,931	3,959	74.03%	718	1,819	11	2,548
423	0	0	4	17	22	77.27%	12	1	0	13
<b>Totals:</b>	<b>2</b>	<b>3</b>	<b>1,784</b>	<b>12,641</b>	<b>15,998</b>		<b>4,010</b>	<b>6,814</b>	<b>30</b>	<b>10,854</b>

CERTIFIED COPY OF THE ORIGINAL  
SHERRY HALL, COUNTY CLERK

BY:

*Sherry Hall*

**Canvass Report — Total Voters — Official**  
**Clackamas County, Oregon — General Election — November 06, 2012.**  
 Page 34 of 174

11/20/2012 10:40 AM  
 Precincts Reporting 118 of 118 = 100.00%

Total Number of Voters: 191,126 of 229,236 = 83.38%

**State Representative, 51st District**

Precinct	Blank Ballots Cast	Over Votes	Under Votes	Total Ballots Cast	Registered Voters	Percent Turnout	Patrick Sheehan	Shemla Fagan	Write-Ins	Totals
074	0	0	6	56	64	87.50%	32	18	0	50
101	0	0	274	2,940	3,621	81.19%	1,454	1,210	2	2,666
104	0	0	0	3	4	75.00%	2	1	0	3
105	0	0	46	863	1,001	86.21%	462	355	0	817
400	1	0	106	1,280	1,522	84.10%	655	519	0	1,174
402	0	0	71	1,241	1,464	84.77%	706	464	0	1,170
403	0	1	82	1,093	1,286	84.99%	599	410	1	1,010
411	1	2	213	2,538	3,062	82.89%	1,124	1,195	4	2,323
413	0	0	123	1,575	2,142	73.53%	663	785	4	1,452
414	0	0	49	712	858	82.98%	367	296	0	663
415	0	0	26	181	214	84.58%	89	66	0	155
416	0	1	205	2,585	3,208	80.58%	1,157	1,216	6	2,379
<b>Totals:</b>	<b>2</b>	<b>4</b>	<b>1,201</b>	<b>15,067</b>	<b>18,446</b>		<b>7,310</b>	<b>6,535</b>	<b>17</b>	<b>13,862</b>

CERTIFIED COPY OF THE ORIGINAL  
 SHERRY HALL, COUNTY CLERK

BY: *Sherry Hall*

**Canvass Report — Total Voters — Official  
Clackamas County, Oregon — General Election — November 06, 2012**

11/20/2012 10:40 AM  
Precincts Reporting 118 of 118 = 100.00%

Total Number of Voters: 191,126 of 229,236 = 83.38%

**State Representative, 52nd District**

Precinct	Blank Ballots Cast	Over Votes	Under Votes	Total Ballots Cast	Registered Voters	Percent Turnout	Peter Nordbye	Mark Johnson	Write-Ins	Totals
107	0	0	213	2,211	2,909	76.01%	869	1,122	7	1,998
108	0	0	153	1,839	2,335	78.76%	825	857	4	1,686
364	0	0	67	625	776	80.54%	260	298	0	558
370	0	1	165	2,088	2,566	81.37%	861	1,058	3	1,922
371	0	1	142	1,568	1,939	80.87%	664	760	1	1,425
372	0	0	73	796	974	81.72%	321	400	2	723
373	0	0	174	2,745	3,394	80.88%	1,430	1,132	9	2,571
404	0	0	212	2,208	2,699	81.81%	769	1,227	0	1,996
<b>Totals:</b>	<b>0</b>	<b>2</b>	<b>1,199</b>	<b>14,080</b>	<b>17,592</b>		<b>5,999</b>	<b>6,854</b>	<b>26</b>	<b>12,879</b>

CERTIFIED COPY OF THE ORIGINAL  
SHERRY HALL, COUNTY CLERK

BY: *Sherry Hall*

# Canvass Report — Total Voters — Official Clackamas County, Oregon — General Election — November 06, 2012

11/20/2012 10:40 AM  
Precincts Reporting 118 of 118 = 100.00%

Page 36 of 174

Total Number of Voters: 191,126 of 229,236 = 83.38%

## State Commissioner of the Bureau of Labor and Industries

Precinct	Blank Ballots Cast	Over Votes	Under Votes	Total Ballots Cast	Registered Voters	Percent Turnout	Bruce Starr	Brad Avakian	Write-Ins	Totals
001	1	2	835	3,137	3,778	83.03%	1,050	1,234	16	2,300
002	0	0	623	2,514	3,143	79.99%	929	947	15	1,891
003	0	0	460	1,869	2,346	79.67%	668	735	6	1,409
004	0	0	4	29	31	93.55%	15	10	0	25
005	1	1	747	2,829	3,634	77.85%	1,118	945	18	2,081
006	0	0	491	2,045	2,386	85.71%	839	708	7	1,554
007	2	0	625	2,247	2,805	80.11%	840	772	10	1,622
010	0	0	4	14	14	100.00%	8	2	0	10
031	0	0	453	1,745	2,228	78.32%	634	652	6	1,292
032	1	0	505	1,809	2,297	78.75%	629	671	4	1,304
033	0	1	506	1,938	2,272	85.30%	686	736	9	1,431
051	0	1	552	2,175	2,663	81.67%	594	1,020	8	1,622
052	1	0	586	2,182	2,669	81.75%	584	997	15	1,596
053	1	0	476	1,764	2,229	79.14%	509	773	6	1,288
054	0	0	543	1,892	2,248	84.16%	517	829	3	1,349
055	0	0	545	2,087	2,568	81.27%	673	857	12	1,542
070	0	0	3	5	5	100.00%	0	2	0	2
071	0	0	36	147	160	91.88%	38	73	0	111
072	0	0	28	96	115	83.48%	21	47	0	68
073	0	0	32	138	186	74.19%	45	60	1	106
074	0	0	14	56	64	87.50%	22	20	0	42
100	0	0	120	363	413	87.89%	145	98	0	243
101	0	1	879	2,940	3,621	81.19%	1,083	963	14	2,060
102	0	0	73	207	264	78.41%	61	72	1	134
103	0	0	771	2,489	2,944	84.54%	895	811	12	1,718
104	0	0	0	3	4	75.00%	2	1	0	3
105	0	0	255	863	1,001	86.21%	336	268	4	608
106	0	2	315	1,206	1,525	79.08%	455	430	4	889
107	0	0	632	2,211	2,909	76.01%	895	679	5	1,579
108	0	0	480	1,839	2,335	78.76%	713	640	6	1,359
111	0	0	768	2,898	3,742	77.45%	1,244	872	14	2,130
122	0	1	654	2,423	2,893	83.75%	1,005	754	9	1,768

CERTIFIED COPY OF THE ORIGINAL  
SHERRY HALL, COUNTY CLERK

BY: *Sherry Hall*



# Canvass Report — Total Voters — Official Clackamas County, Oregon — General Election — November 06, 2012

11/20/2012 10:40 AM

Page 37 of 174

Total Number of Voters: 191,126 of 229,236 = 83.38%

Precincts Reporting 118 of 118 = 100.00%

## State Commissioner of the Bureau of Labor and Industries

Precinct	Blank Ballots Cast	Over Votes	Under Votes	Total Ballots Cast	Registered Voters	Percent Turnout	Bruce Starr	Brad Avakian	Write-Ins	Totals
----------	--------------------------	---------------	----------------	--------------------------	----------------------	--------------------	-------------	--------------	-----------	--------

CERTIFIED COPY OF THE ORIGINAL  
SHERRY HALL, COUNTY CLERK

BY: *Sherry Hall*

124	0	1	555	2,050	2,321	88.32%	847	642	5	1,494
125	0	1	732	2,734	3,286	83.20%	1,117	876	8	2,001
130	0	0	702	2,389	2,754	86.75%	822	856	9	1,687
131	0	0	742	2,450	2,857	85.75%	777	925	6	1,708
132	1	1	578	2,006	2,313	86.73%	636	788	3	1,427
133	0	1	868	3,248	3,725	87.19%	1,009	1,359	11	2,379
134	0	1	578	2,185	2,445	89.37%	608	992	6	1,606
135	0	1	703	2,395	2,722	87.99%	685	1,003	3	1,691
151	0	0	629	2,363	2,667	88.60%	644	1,083	7	1,734
152	0	0	699	2,626	2,931	89.59%	715	1,198	14	1,927
153	0	0	684	2,374	2,734	86.83%	695	989	6	1,690
154	0	0	183	658	731	90.01%	196	278	1	475
155	0	0	766	2,793	3,157	88.47%	819	1,196	12	2,027
156	0	0	828	2,971	3,298	90.08%	976	1,161	6	2,143
157	0	1	614	2,238	2,505	89.34%	712	903	8	1,623
158	0	0	464	1,709	1,956	87.37%	548	686	11	1,245
159	0	0	863	3,262	3,733	87.38%	916	1,470	13	2,399
160	0	0	112	377	416	90.63%	130	131	4	265
201	0	1	643	2,690	3,176	84.70%	1,042	994	10	2,046
202	1	2	1,012	3,815	4,534	84.14%	1,464	1,318	19	2,801
203	0	0	532	1,984	2,131	93.10%	719	729	4	1,452
251	0	0	1	2	3	56.67%	0	1	0	1
252	0	0	455	1,675	1,897	88.30%	611	603	6	1,220
280	0	0	307	1,190	1,370	86.86%	340	532	11	883
281	0	0	344	1,363	1,524	89.44%	396	618	5	1,019
282	0	0	105	414	499	82.97%	136	171	2	309
283	0	0	144	480	522	91.95%	147	187	2	336
320	1	0	318	1,111	1,258	88.31%	380	409	4	793
321	1	0	439	1,502	1,673	89.78%	624	434	5	1,063
322	0	0	297	1,072	1,188	90.24%	431	342	2	775
323	1	0	375	1,359	1,540	88.25%	521	457	6	984
330	0	0	716	2,555	3,003	85.08%	1,086	740	13	1,839

# Canvass Report — Total Voters — Official Clackamas County, Oregon — General Election — November 06, 2012 Page 38 of 174

11/20/2012 10:40 AM  
Precincts Reporting 118 of 118 = 100.00%

Total Number of Voters: 191,126 of 229,236 = 83.38%

## State Commissioner of the Bureau of Labor and Industries

Precinct	Blank Ballots Cast	Over Votes	Under Votes	Total Ballots Cast	Registered Voters	Percent Turnout	Bruce Starr	Brad Avakian	Write-Ins	Totals
331	0	0	197	622	711	87.48%	254	171	0	425
332	0	0	68	239	270	88.52%	105	66	0	171
333	1	2	397	1,299	1,529	84.96%	535	357	8	900
350	0	0	406	1,501	1,825	82.25%	619	470	6	1,095
351	0	1	715	2,703	3,304	81.81%	1,187	782	18	1,987
352	0	1	446	1,687	2,027	83.23%	782	448	10	1,240
360	0	0	564	2,045	2,541	80.48%	847	627	7	1,481
361	0	0	21	62	86	72.09%	25	16	0	41
362	0	1	361	1,255	1,476	85.03%	473	415	5	893
363	0	0	149	449	573	78.36%	163	135	2	300
364	0	0	176	625	776	80.54%	236	211	2	449
370	0	1	578	2,088	2,566	81.37%	797	704	8	1,509
371	0	0	412	1,568	1,939	80.87%	630	518	8	1,156
372	0	0	234	796	974	81.72%	315	243	4	562
373	0	1	710	2,745	3,394	80.88%	892	1,133	9	2,034
400	1	1	355	1,280	1,522	84.10%	460	460	4	924
401	0	0	317	1,178	1,342	87.78%	462	397	2	861
402	0	0	324	1,241	1,464	84.77%	514	399	4	917
403	0	0	310	1,093	1,286	84.99%	442	337	4	783
404	0	1	575	2,208	2,699	81.81%	942	682	8	1,632
405	0	0	240	926	1,159	79.90%	431	250	5	686
406	0	2	177	735	900	81.67%	336	217	3	556
410	0	0	375	1,305	1,604	81.36%	413	510	7	930
411	1	0	773	2,538	3,062	82.89%	890	867	8	1,765
412	0	1	463	1,729	2,137	80.91%	686	570	9	1,265
413	0	0	397	1,575	2,142	73.53%	576	593	9	1,178
414	0	2	196	712	858	82.98%	277	236	1	514
415	0	0	52	181	214	84.58%	68	61	0	129
416	0	0	736	2,585	3,208	80.58%	920	919	10	1,849
417	0	0	10	39	45	86.67%	8	21	0	29
418	2	2	947	3,135	4,131	75.89%	980	1,196	10	2,186
419	0	0	197	670	811	82.61%	203	267	3	473

CERTIFIED COPY OF THE ORIGINAL  
SHERRY HALL, COUNTY CLERK

BY: *Sherry Hall*

# Canvass Report — Total Voters — Official Clackamas County, Oregon — General Election — November 06, 2012 Page 39 of 174

11/20/2012 10:40 AM  
 Precincts Reporting 118 of 118 = 100.00%

Total Number of Voters: 191,126 of 229,236 = 83.38%

## State Commissioner of the Bureau of Labor and Industries

Precinct	Blank Ballots Cast	Over Votes	Under Votes	Total Ballots Cast	Registered Voters	Percent Turnout	Bruce Starr	Brad Avakian	Write-Ins	Totals
420	0	0	130	518	710	72.96%	165	219	4	388
421	0	1	602	2,263	2,739	82.62%	739	914	7	1,660
422	0	2	730	2,931	3,959	74.03%	1,008	1,164	27	2,199
423	0	0	9	17	22	77.27%	7	1	0	8
500	0	2	754	2,869	3,457	82.99%	972	1,126	15	2,113
501	1	2	581	2,441	3,032	80.51%	698	1,151	9	1,858
502	0	1	784	3,112	3,784	82.24%	932	1,382	13	2,327
503	0	0	793	3,112	3,606	86.30%	1,040	1,268	11	2,319
504	0	0	418	1,815	2,311	78.54%	640	751	6	1,397
505	0	1	412	1,542	1,821	84.68%	502	620	7	1,129
506	0	0	538	2,095	2,657	78.85%	766	783	8	1,557
510	0	1	217	845	990	85.35%	339	286	2	627
511	0	0	531	2,089	2,450	85.27%	864	685	9	1,558
512	0	0	292	1,168	1,449	80.61%	438	432	6	876
513	0	1	447	1,866	2,178	85.67%	720	691	7	1,418
514	0	0	817	3,194	3,755	85.06%	1,280	1,082	15	2,377
515	0	0	243	893	1,062	84.09%	336	308	6	650
516	0	1	180	801	948	84.49%	362	256	2	620
517	0	1	488	1,779	2,104	84.55%	669	615	6	1,290
518	0	0	487	1,710	2,036	83.99%	677	543	3	1,223
519	0	0	204	694	826	84.02%	275	208	7	490
520	0	0	104	358	404	88.61%	124	130	0	254
<b>Totals:</b>	<b>18</b>	<b>48</b>	<b>51,642</b>	<b>191,126</b>	<b>229,236</b>		<b>68,023</b>	<b>70,642</b>	<b>771</b>	<b>139,436</b>

CERTIFIED COPY OF THE ORIGINAL  
 SHERRY HALL, COUNTY CLERK

BY: *Sherry Hall*

# Canvass Report — Total Voters — Official Clackamas County, Oregon — General Election — November 06, 2012 Page 40 of 174

11/20/2012 10:40 AM  
Precincts Reporting 118 of 118 = 100.00%

Total Number of Voters: 191,126 of 229,236 = 83.38%

## Judge of the Supreme Court, Position 3

Precinct	Blank Ballots Cast	Over Votes	Under Votes	Total Ballots Cast	Registered Voters	Percent Turnout	Richard C Baldwin	Nena Cook	Write-Ins	Totals
001	1	2	932	3,137	3,778	83.03%	1,120	1,074	9	2,203
002	0	1	679	2,514	3,143	79.99%	915	906	13	1,834
003	0	1	509	1,869	2,346	79.67%	691	661	7	1,359
004	0	0	6	29	31	93.55%	10	13	0	23
005	1	0	804	2,829	3,634	77.85%	927	1,076	22	2,025
006	0	1	592	2,045	2,386	85.71%	775	670	7	1,452
007	2	0	676	2,247	2,805	80.11%	777	783	11	1,571
010	0	0	4	14	14	100.00%	3	7	0	10
031	0	0	508	1,745	2,228	78.32%	581	647	9	1,237
032	1	0	557	1,809	2,297	78.75%	622	626	4	1,252
033	0	2	561	1,938	2,272	85.30%	669	701	5	1,375
051	0	2	554	2,175	2,663	81.67%	812	799	8	1,619
052	1	0	596	2,182	2,669	81.75%	772	801	13	1,586
053	1	0	509	1,764	2,229	79.14%	632	620	3	1,255
054	0	1	557	1,892	2,248	84.16%	663	666	5	1,334
055	0	0	584	2,087	2,568	81.27%	771	720	12	1,503
070	0	0	2	5	5	100.00%	2	1	0	3
071	0	0	42	147	160	91.88%	55	48	2	105
072	0	0	39	96	115	83.48%	25	32	0	57
073	0	0	36	138	186	74.19%	45	57	0	102
074	0	0	13	56	64	87.50%	16	27	0	43
100	0	0	117	363	413	87.89%	138	107	1	246
101	0	2	946	2,940	3,621	81.19%	1,026	956	10	1,992
102	0	0	70	207	264	78.41%	72	64	1	137
103	0	1	851	2,489	2,944	84.54%	832	798	7	1,637
104	0	0	0	3	4	75.00%	3	0	0	3
105	0	0	287	863	1,001	86.21%	296	275	5	576
106	0	0	329	1,206	1,525	79.08%	409	463	5	877
107	0	0	693	2,211	2,909	76.01%	787	723	8	1,518
108	0	0	541	1,839	2,335	78.76%	661	632	5	1,298
111	0	0	830	2,896	3,742	77.45%	1,017	1,041	10	2,068
122	0	3	732	2,423	2,893	83.75%	870	802	16	1,688

CERTIFIED COPY OF THE ORIGINAL  
SHERRY HALL, COUNTY CLERK

BY: *Sherry Hall*

# Canvass Report — Total Voters — Official Clackamas County, Oregon — General Election — November 06, 2012

11/20/2012 10:40 AM  
Precincts Reporting 118 of 118 = 100.00%

Total Number of Voters: 191,126 of 229,236 = 83.38%

## Judge of the Supreme Court, Position 3

Precinct	Blank Ballots Cast	Over Votes	Under Votes	Total Ballots Cast	Registered Voters	Percent Turnout	Richard C Baldwin	Nena Cook	Write-Ins	Totals
124	0	0	631	2,050	2,321	88.32%	686	727	6	1,419
125	0	1	808	2,734	3,286	83.20%	1,024	893	8	1,925
130	0	1	784	2,389	2,754	86.75%	775	824	5	1,604
131	0	0	796	2,450	2,857	85.75%	823	829	2	1,654
132	1	0	585	2,006	2,313	86.73%	690	727	4	1,421
133	0	1	926	3,248	3,725	87.19%	1,067	1,247	7	2,321
134	0	0	616	2,185	2,445	89.37%	823	739	7	1,569
135	0	1	754	2,395	2,722	87.99%	731	898	11	1,640
151	0	0	714	2,363	2,667	88.60%	835	807	7	1,649
152	0	0	807	2,626	2,931	89.59%	911	896	12	1,819
153	0	1	745	2,374	2,734	86.83%	773	846	9	1,628
154	0	0	228	658	731	90.01%	199	231	0	430
155	0	0	858	2,793	3,157	88.47%	938	989	8	1,935
156	0	0	934	2,971	3,298	90.08%	1,000	1,032	5	2,037
157	0	1	656	2,238	2,505	89.34%	723	853	5	1,581
158	0	0	521	1,709	1,956	87.37%	553	625	10	1,188
159	0	0	958	3,262	3,733	87.38%	1,117	1,180	7	2,304
160	0	0	121	377	416	90.63%	114	140	2	256
201	0	0	794	2,690	3,176	84.70%	920	965	11	1,896
202	1	2	1,140	3,815	4,534	84.14%	1,236	1,423	14	2,673
203	0	0	605	1,984	2,131	93.10%	669	708	2	1,379
251	0	0	2	2	3	66.67%	0	0	0	0
252	0	0	535	1,675	1,897	88.30%	565	569	6	1,140
280	0	1	340	1,190	1,370	86.86%	422	417	10	849
281	0	0	372	1,363	1,524	89.44%	507	478	6	991
282	0	0	114	414	499	82.97%	163	136	1	300
283	0	0	131	480	522	91.95%	161	184	4	349
320	1	0	343	1,111	1,258	88.31%	397	368	3	768
321	1	0	481	1,502	1,673	89.78%	460	554	7	1,021
322	0	0	326	1,072	1,188	90.24%	390	352	4	746
323	1	0	447	1,359	1,540	88.25%	437	469	6	912
330	0	2	824	2,555	3,003	85.08%	857	854	18	1,729

CERTIFIED COPY OF THE ORIGINAL  
SHERRY HALL, COUNTY CLERK

BY: *Sherry Hall*

# Canvass Report — Total Voters — Official Clackamas County, Oregon — General Election — November 06, 2012 Page 42 of 174

11/20/2012 10:40 AM

Precincts Reporting 118 of 118 = 100.00%

Total Number of Voters: 191,126 of 229,236 = 83.38%

## Judge of the Supreme Court, Position 3

Precinct	Blank Ballots Cast	Over Votes	Under Votes	Total Ballots Cast	Registered Voters	Percent Turnout	Richard C Baldwin	Nena Cook	Write-Ins	Totals
331	0	0	210	622	711	87.48%	198	213	1	412
332	0	0	77	239	270	88.52%	77	85	0	162
333	1	2	426	1,299	1,529	84.96%	432	432	7	871
350	0	1	460	1,501	1,825	82.25%	489	547	4	1,040
351	0	5	781	2,703	3,304	81.81%	942	960	15	1,917
352	0	1	480	1,687	2,027	83.23%	563	630	13	1,206
360	0	1	592	2,045	2,541	80.48%	711	723	18	1,452
361	0	0	22	62	86	72.09%	20	20	0	40
362	0	0	400	1,255	1,476	85.03%	420	432	3	855
363	0	0	149	449	573	78.36%	130	169	1	300
364	0	0	202	625	776	80.54%	216	206	1	423
370	0	1	644	2,088	2,566	81.37%	732	701	10	1,443
371	0	0	455	1,568	1,939	80.87%	547	556	10	1,113
372	0	0	258	796	974	81.72%	260	277	1	538
373	0	1	793	2,745	3,394	80.88%	933	1,014	4	1,951
400	1	0	432	1,280	1,522	84.10%	445	400	3	848
401	0	1	366	1,178	1,342	87.78%	422	389	0	811
402	0	1	367	1,241	1,464	84.77%	466	401	6	873
403	0	0	354	1,093	1,286	84.99%	394	342	3	739
404	0	1	658	2,208	2,699	81.81%	783	757	9	1,549
405	0	0	278	926	1,159	79.90%	328	318	2	648
406	0	2	209	735	900	81.67%	258	264	2	524
410	0	0	387	1,305	1,604	81.36%	439	469	10	918
411	1	1	819	2,538	3,062	82.89%	822	889	7	1,718
412	0	1	517	1,729	2,137	80.91%	623	583	5	1,211
413	0	0	416	1,575	2,142	73.53%	558	595	6	1,159
414	0	0	191	712	858	82.98%	286	232	3	521
415	0	0	61	181	214	84.58%	75	45	0	120
416	0	0	796	2,585	3,208	80.58%	899	879	11	1,789
417	0	0	14	39	45	86.67%	14	11	0	25
418	2	2	999	3,135	4,131	75.89%	1,054	1,069	11	2,134
419	0	1	222	670	811	82.61%	208	238	1	447

CERTIFIED COPY OF THE ORIGINAL  
 SHERRY HALL, COUNTY CLERK

BY: *Sherry Hall*

# Canvass Report — Total Voters — Official Clackamas County, Oregon — General Election — November 06, 2012 Page 43 of 174

11/20/2012 10:40 AM  
 Precincts Reporting 118 of 118 = 100.00%

Total Number of Voters: 191,126 of 229,236 = 83.38%

## Judge of the Supreme Court, Position 3

Precinct	Blank Ballots Cast	Over Votes	Under Votes	Total Ballots Cast	Registered Voters	Percent Turnout	Richard C Baldwin	Nena Cook	Write-Ins	Totals
420	0	0	123	518	710	72.96%	190	202	3	395
421	0	0	664	2,263	2,739	82.62%	784	806	9	1,599
422	0	1	753	2,931	3,959	74.03%	1,050	1,102	25	2,177
423	0	0	11	17	22	77.27%	2	4	0	6
500	0	3	797	2,869	3,457	82.99%	999	1,054	16	2,069
501	1	3	664	2,441	3,032	80.51%	847	921	6	1,774
502	0	1	885	3,112	3,784	82.24%	1,104	1,105	17	2,226
503	0	5	905	3,112	3,606	86.30%	1,113	1,078	11	2,202
504	0	0	463	1,815	2,311	78.54%	664	680	8	1,352
505	0	1	456	1,542	1,821	84.68%	541	538	6	1,085
506	0	0	583	2,095	2,657	78.85%	726	780	6	1,512
510	0	1	233	845	990	85.35%	300	309	2	611
511	0	0	604	2,089	2,450	85.27%	720	758	7	1,485
512	0	0	308	1,168	1,449	80.61%	421	433	6	860
513	0	1	543	1,866	2,178	85.67%	693	626	3	1,322
514	0	1	980	3,194	3,755	85.06%	1,045	1,154	14	2,213
515	0	0	264	893	1,062	84.09%	286	340	3	629
516	0	1	221	801	948	84.49%	291	284	4	579
517	0	1	569	1,779	2,104	84.55%	587	620	2	1,209
518	0	1	544	1,710	2,036	83.99%	564	595	6	1,165
519	0	0	226	694	826	84.02%	249	213	6	468
520	0	0	104	358	404	88.61%	134	118	2	254
<b>Totals:</b>	<b>18</b>	<b>69</b>	<b>56,987</b>	<b>191,126</b>	<b>229,236</b>		<b>66,014</b>	<b>67,322</b>	<b>734</b>	<b>134,070</b>

CERTIFIED COPY OF THE ORIGINAL  
 SHERRY HALL, COUNTY CLERK

BY: *Sherry Hall*

# Canvass Report — Total Voters — Official Clackamas County, Oregon — General Election — November 06, 2012

11/20/2012 10:40 AM  
Precincts Reporting 118 of 118 = 100.00%

Total Number of Voters: 191,126 of 229,236 = 83.38%

## Judge of the Court of Appeals, Position 6

Precinct	Blank Ballots Cast	Over Votes	Under Votes	Total Ballots Cast	Registered Voters	Percent Turnout	James C Egan	Tim Volpert	Write-Ins	Totals
001	1	1	1,018	3,137	3,778	83.03%	1,274	833	11	2,118
002	0	1	767	2,514	3,143	79.99%	1,082	657	7	1,746
003	0	0	571	1,869	2,346	79.67%	743	546	9	1,298
004	0	0	8	29	31	93.55%	10	11	0	21
005	1	1	881	2,829	3,634	77.85%	1,216	719	12	1,947
006	0	0	628	2,045	2,386	85.71%	882	532	3	1,417
007	2	0	726	2,247	2,805	80.11%	999	513	9	1,521
010	0	0	5	14	14	100.00%	8	1	0	9
031	0	0	559	1,745	2,228	78.32%	714	466	6	1,186
032	1	0	621	1,809	2,297	78.75%	764	423	1	1,188
033	0	1	640	1,938	2,272	85.30%	803	487	7	1,297
051	0	1	664	2,175	2,663	81.67%	728	773	9	1,510
052	1	0	691	2,182	2,669	81.75%	814	664	13	1,491
053	1	0	549	1,764	2,229	79.14%	640	570	5	1,215
054	0	1	633	1,892	2,248	84.16%	653	601	4	1,258
055	0	0	634	2,087	2,568	81.27%	816	627	10	1,453
070	0	0	3	5	5	100.00%	1	1	0	2
071	0	0	51	147	160	91.88%	33	63	0	96
072	0	0	42	96	115	83.48%	32	22	0	54
073	0	0	40	138	186	74.19%	53	45	0	98
074	0	0	12	56	64	87.50%	25	19	0	44
100	0	0	136	363	413	87.89%	134	93	0	227
101	0	0	1,025	2,940	3,621	81.19%	1,127	782	6	1,915
102	0	1	84	207	264	78.41%	78	42	2	122
103	0	0	915	2,489	2,944	84.54%	944	624	6	1,574
104	0	0	0	3	4	75.00%	2	1	0	3
105	0	0	305	863	1,001	86.21%	361	195	2	558
106	0	1	379	1,206	1,525	79.08%	524	296	6	826
107	0	0	738	2,211	2,909	76.01%	937	525	11	1,473
108	0	0	580	1,839	2,335	78.76%	805	444	10	1,259
111	0	0	907	2,898	3,742	77.45%	1,355	626	10	1,991
122	0	2	824	2,423	2,893	83.75%	1,078	506	13	1,597

CERTIFIED COPY OF THE ORIGINAL  
SHERRY HALL, COUNTY CLERK

BY *Sherry Hall*



# Canvass Report — Total Voters — Official Clackamas County, Oregon — General Election — November 06, 2012 Page 45 of 174

11/20/2012 10:40 AM

Precincts Reporting 118 of 118 = 100.00%

Total Number of Voters: 191,126 of 229,236 = 83.38%

## Judge of the Court of Appeals, Position 6

Precinct	Blank Ballots Cast	Over Votes	Under Votes	Total Ballots Cast	Registered Voters	Percent Turnout	James C Egan	Tim Volpert	Write-Ins	Totals
124	0	0	683	2,050	2,321	88.32%	910	452	5	1,367
125	0	0	890	2,734	3,286	83.20%	1,207	631	6	1,844
130	0	0	866	2,389	2,754	86.75%	867	652	4	1,523
131	0	0	884	2,450	2,857	85.75%	854	708	4	1,566
132	1	0	661	2,006	2,313	86.73%	753	588	4	1,345
133	0	0	1,047	3,248	3,725	87.19%	1,126	1,062	13	2,201
134	0	0	732	2,185	2,445	89.37%	709	740	4	1,453
135	0	1	843	2,395	2,722	87.99%	776	771	4	1,551
151	0	0	814	2,363	2,667	88.60%	689	852	8	1,549
152	0	0	944	2,626	2,931	89.59%	742	929	11	1,682
153	0	0	848	2,374	2,734	86.83%	774	745	7	1,526
154	0	0	243	658	731	90.01%	182	232	1	415
155	0	1	966	2,793	3,157	88.47%	894	919	13	1,826
156	0	0	1,081	2,971	3,298	90.08%	943	942	5	1,890
157	0	0	753	2,238	2,505	89.34%	718	762	5	1,485
158	0	2	579	1,709	1,956	87.37%	589	529	10	1,128
159	0	0	1,111	3,262	3,733	87.38%	1,011	1,130	10	2,151
160	0	0	135	377	416	90.63%	131	110	1	242
201	0	0	871	2,690	3,176	84.70%	1,080	732	7	1,819
202	1	1	1,264	3,815	4,534	84.14%	1,490	1,046	14	2,550
203	0	0	680	1,984	2,131	93.10%	729	573	2	1,304
251	0	0	2	2	3	66.67%	0	0	0	0
252	0	0	582	1,675	1,897	88.30%	645	442	6	1,093
280*	0	0	385	1,190	1,370	86.86%	437	358	10	805
281	0	0	422	1,363	1,524	89.44%	475	463	3	941
282	0	0	118	414	499	82.97%	169	127	0	296
283	0	0	154	480	522	91.95%	143	180	3	326
320	1	0	393	1,111	1,258	88.31%	360	357	1	718
321	1	0	528	1,502	1,673	89.78%	558	409	7	974
322	0	0	374	1,072	1,188	90.24%	394	302	2	698
323	1	0	503	1,359	1,540	88.25%	499	354	3	856
330	0	2	852	2,555	3,003	85.08%	1,115	576	10	1,701

CERTIFIED COPY OF THE ORIGINAL  
 SHERRY HALL, COUNTY CLERK

BY: *Sherry Hall*

# Canvass Report — Total Voters — Official Clackamas County, Oregon — General Election — November 06, 2012 Page 46 of 174

11/20/2012 10:40 AM  
Precincts Reporting 118 of 118 = 100.00%

Total Number of Voters: 191,126 of 229,236 = 83.38%

## Judge of the Court of Appeals, Position 6

Precinct	Blank Ballots Cast	Over Votes	Under Votes	Total Ballots Cast	Registered Voters	Percent Turnout	James C Fagan	Tim Volpert	Write-Ins	Totals
331	0	0	223	622	711	87.48%	259	139	1	399
332	0	0	82	239	270	88.52%	108	49	0	157
333	1	1	464	1,299	1,529	84.96%	543	284	7	834
350	0	0	495	1,501	1,825	82.25%	699	304	3	1,006
351	0	0	866	2,703	3,304	81.81%	1,209	617	11	1,837
352	0	1	544	1,687	2,027	83.23%	788	343	11	1,142
360	0	1	644	2,045	2,541	80.48%	910	483	7	1,400
361	0	0	24	62	86	72.09%	20	18	0	38
362	0	1	434	1,255	1,476	85.03%	507	310	3	820
363	0	0	168	449	573	78.36%	190	89	2	281
364	0	0	228	625	776	80.54%	241	156	0	397
370	0	2	706	2,088	2,566	81.37%	892	479	9	1,380
371	0	0	504	1,568	1,939	80.87%	641	414	9	1,064
372	0	0	281	796	974	81.72%	338	176	1	515
373	0	0	908	2,745	3,394	80.88%	1,005	822	10	1,837
400	1	0	467	1,280	1,522	84.10%	494	317	2	813
401	0	0	390	1,178	1,342	87.78%	488	299	1	788
402	0	0	380	1,241	1,464	84.77%	565	293	3	861
403	0	0	372	1,093	1,286	84.99%	446	274	1	721
404	0	1	720	2,208	2,699	81.81%	953	527	7	1,487
405	0	1	304	926	1,159	79.90%	423	195	3	621
406	0	2	235	735	900	81.67%	345	151	2	498
410	0	0	437	1,305	1,604	81.36%	483	381	4	868
411	1	0	895	2,538	3,062	82.89%	975	665	3	1,643
412	0	1	575	1,729	2,137	80.91%	689	460	4	1,153
413	0	0	463	1,575	2,142	73.53%	679	427	6	1,112
414	0	2	219	712	858	82.98%	316	173	2	491
415	0	0	65	181	214	84.58%	68	48	0	116
416	0	0	833	2,585	3,208	80.58%	1,087	656	9	1,752
417	0	0	17	39	45	86.67%	14	7	1	22
418	2	3	1,124	3,135	4,131	75.89%	1,113	885	10	2,008
419	0	1	246	670	811	82.61%	236	185	2	423

CERTIFIED COPY OF THE ORIGINAL  
SHERRY HALL, COUNTY CLERK

BY: *Sherry Hall*

# Canvass Report — Total Voters — Official Clackamas County, Oregon — General Election — November 06, 2012

11/20/2012 10:40 AM

Page 47 of 174

Total Number of Voters: 191,126 of 229,236 = 83.38%

Precincts Reporting 118 of 118 = 100.00%

## Judge of the Court of Appeals, Position 6

Precinct	Blank Ballots Cast	Over Votes	Under Votes	Total Ballots Cast	Registered Voters	Percent Turnout	James C Egan	Tim Volpert	Write-Ins	Totals
420	0	0	148	518	710	72.96%	209	158	3	370
421	0	0	761	2,263	2,739	82.62%	875	623	4	1,502
422	0	0	865	2,931	3,959	74.03%	1,231	810	25	2,066
423	0	0	9	17	22	77.27%	6	2	0	8
500	0	2	894	2,869	3,457	82.99%	1,101	861	11	1,973
501	1	2	749	2,441	3,032	80.51%	871	814	5	1,690
502	0	1	994	3,112	3,784	82.24%	1,122	976	19	2,117
503	0	4	995	3,112	3,606	86.30%	1,171	932	10	2,113
504	0	0	502	1,815	2,311	78.54%	806	500	7	1,313
505	0	1	519	1,542	1,821	84.68%	587	431	4	1,022
506	0	0	630	2,095	2,657	78.85%	902	556	7	1,465
510	0	1	257	845	990	85.35%	367	218	2	587
511	0	0	667	2,089	2,450	85.27%	871	545	6	1,422
512	0	0	350	1,168	1,449	80.61%	515	298	5	818
513	0	0	575	1,866	2,178	85.67%	794	494	3	1,291
514	0	0	1,027	3,194	3,755	85.06%	1,378	781	8	2,167
515	0	0	292	893	1,062	84.09%	401	196	4	601
516	0	1	254	801	948	84.49%	367	178	1	546
517	0	2	600	1,779	2,104	84.55%	704	468	5	1,177
518	0	0	565	1,710	2,036	83.99%	693	448	4	1,145
519	0	0	249	694	826	84.02%	280	159	6	445
520	0	0	110	358	404	88.61%	148	97	3	248
<b>Totals:</b>	<b>18</b>	<b>48</b>	<b>63,169</b>	<b>191,126</b>	<b>229,236</b>		<b>74,727</b>	<b>52,551</b>	<b>631</b>	<b>127,909</b>

CERTIFIED COPY OF THE ORIGINAL  
SHERRY HALL, COUNTY CLERK

BY:

*Sherry Hall*

# Canvass Report — Total Voters — Official Clackamas County, Oregon — General Election — November 06, 2012 Page 48 of 174

11/20/2012 10:40 AM  
 Precincts Reporting 118 of 118 = 100.00%

Total Number of Voters: 191,126 of 229,236 = 83.38%

## County Commissioner Position 1, Chair

Precinct	Blank Ballots Cast	Over Votes	Under Votes	Total Ballots Cast	Registered Voters	Percent Turnout	Charlotte Lehan	John Ludlow	Write-Ins	Totals
001	1	0	663	3,137	3,778	83.03%	1,204	1,257	13	2,474
002	0	2	505	2,514	3,143	79.99%	935	1,065	7	2,007
003	0	0	372	1,869	2,346	79.67%	741	747	9	1,497
004	0	0	4	29	31	93.55%	10	15	0	25
005	1	1	610	2,829	3,634	77.85%	982	1,224	12	2,218
006	0	2	393	2,045	2,386	85.71%	684	964	2	1,650
007	2	1	512	2,247	2,805	80.11%	758	968	8	1,734
010	0	0	3	14	14	100.00%	3	8	0	11
031	0	0	364	1,745	2,228	78.32%	643	731	7	1,381
032	1	0	438	1,809	2,297	78.75%	640	729	2	1,371
033	0	0	417	1,938	2,272	85.30%	739	780	2	1,521
051	0	2	472	2,175	2,663	81.67%	1,042	653	6	1,701
052	1	0	499	2,182	2,669	81.75%	970	708	5	1,683
053	1	0	400	1,764	2,229	79.14%	764	597	3	1,364
054	0	2	434	1,892	2,248	84.16%	820	634	2	1,456
055	0	0	453	2,087	2,568	81.27%	856	773	5	1,634
070	0	0	3	5	5	100.00%	0	2	0	2
071	0	0	33	147	160	91.88%	80	34	0	114
072	0	0	32	96	115	83.48%	42	22	0	64
073	0	0	35	138	186	74.19%	58	44	1	103
074	0	0	14	56	64	87.50%	21	21	0	42
100	0	0	112	363	413	87.89%	77	174	0	251
101	0	0	857	2,940	3,621	81.19%	978	1,095	10	2,083
102	0	0	70	207	264	78.41%	59	66	2	137
103	0	1	698	2,489	2,944	84.54%	778	1,003	9	1,790
104	0	0	0	3	4	75.00%	1	2	0	3
105	0	0	228	863	1,001	86.21%	275	360	0	635
106	0	1	245	1,206	1,525	79.08%	380	578	2	960
107	0	0	589	2,211	2,909	76.01%	639	971	12	1,622
108	0	1	468	1,839	2,335	78.76%	605	759	6	1,370
111	0	1	576	2,898	3,742	77.45%	763	1,553	5	2,321
122	0	1	519	2,423	2,893	83.75%	776	1,124	3	1,903

CERTIFIED COPY OF THE ORIGINAL  
 SHERY HALL, COUNTY CLERK

BY:

*Shery Hall*

# Canvass Report — Total Voters — Official Clackamas County, Oregon — General Election — November 06, 2012

11/20/2012 10:40 AM

Page 49 of 174

Precincts Reporting 118 of 118 = 100.00%

Total Number of Voters: 191,126 of 229,236 = 83.38%

## County Commissioner Position 1, Chair

Precinct	Blank Ballots Cast	Over Votes	Under Votes	Total Ballots Cast	Registered Voters	Percent Turnout	Charlotte Lehan	John Ludlow	Write-Ins	Totals
124	0	0	422	2,050	2,321	88.32%	662	961	5	1,628
125	0	0	561	2,734	3,286	83.20%	890	1,279	4	2,173
130	0	0	631	2,389	2,754	86.75%	912	842	4	1,758
131	0	2	694	2,450	2,857	85.75%	911	841	2	1,754
132	1	1	510	2,006	2,313	86.73%	835	659	1	1,495
133	0	0	763	3,248	3,725	87.19%	1,412	1,063	10	2,485
134	0	0	500	2,185	2,445	89.37%	1,014	667	4	1,685
135	0	1	607	2,395	2,722	87.99%	1,063	717	7	1,787
151	0	1	617	2,363	2,667	88.60%	1,107	634	4	1,745
152	0	0	680	2,626	2,931	89.59%	1,229	707	10	1,946
153	0	0	748	2,374	2,734	86.83%	949	673	4	1,626
154	0	0	210	658	731	90.01%	267	181	0	448
155	0	0	769	2,793	3,157	88.47%	1,177	839	8	2,024
156	0	1	779	2,971	3,298	90.08%	1,248	939	4	2,191
157	0	2	579	2,238	2,505	89.34%	949	702	6	1,657
158	0	0	432	1,709	1,956	87.37%	710	563	4	1,277
159	0	0	931	3,262	3,733	87.38%	1,405	918	8	2,331
160	0	0	106	377	416	90.63%	139	132	0	271
201	0	3	400	2,690	3,176	84.70%	1,159	1,118	10	2,287
202	1	2	702	3,815	4,534	84.14%	1,612	1,492	7	3,111
203	0	0	279	1,984	2,131	93.10%	1,128	574	3	1,705
251	0	0	2	2	3	66.67%	0	0	0	0
252	0	0	485	1,675	1,897	88.30%	561	624	5	1,190
280	0	0	308	1,190	1,370	86.86%	502	372	8	882
281	0	1	337	1,363	1,524	89.44%	606	412	7	1,025
282	0	0	105	414	499	82.97%	167	140	2	309
283	0	0	121	480	522	91.95%	193	164	2	359
320	1	0	269	1,111	1,258	88.31%	443	395	4	842
321	1	0	331	1,502	1,673	89.78%	507	661	3	1,171
322	0	0	207	1,072	1,188	90.24%	383	478	4	865
323	1	0	272	1,359	1,540	88.25%	484	598	5	1,087
330	0	1	547	2,555	3,003	85.08%	681	1,317	9	2,007

CERTIFIED COPY OF THE ORIGINAL  
SHERRY HALL, COUNTY CLERK

BY:

*Sherry Hall*

# Canvass Report — Total Voters — Official Clackamas County, Oregon — General Election — November 06, 2012

11/20/2012 10:40 AM

Page 50 of 174

Total Number of Voters: 191,126 of 229,236 = 83.38%

Precincts Reporting 118 of 118 = 100.00%

## County Commissioner Position 1, Chair

Precinct	Blank Ballots Cast	Over Votes	Under Votes	Total Ballots Cast	Registered Voters	Percent Turnout	Charlotte Lehan	John Ludlow	Write-ins	Totals
----------	--------------------	------------	-------------	--------------------	-------------------	-----------------	-----------------	-------------	-----------	--------

CERTIFIED COPY OF THE ORIGINAL  
SHERRY HALL, COUNTY CLERK

EX:

*Sherry Hall*

331	0	0	135	622	711	87.48%	206	280	1	487
332	0	0	55	239	270	88.52%	77	107	0	184
333	1	1	281	1,299	1,529	84.96%	362	661	4	1,017
350	0	0	312	1,501	1,825	82.25%	391	797	1	1,189
351	0	1	526	2,703	3,304	81.81%	695	1,470	11	2,176
352	0	1	348	1,687	2,027	83.23%	394	936	8	1,338
360	0	1	458	2,045	2,541	80.48%	590	989	7	1,586
361	0	0	25	62	86	72.09%	20	17	0	37
362	0	1	302	1,255	1,476	85.03%	386	566	0	952
363	0	0	111	449	573	78.36%	132	203	3	338
364	0	0	143	625	776	80.54%	196	285	1	482
370	0	3	522	2,088	2,566	81.37%	628	926	9	1,563
371	0	0	376	1,568	1,939	80.87%	528	659	5	1,192
372	0	0	188	796	974	81.72%	230	378	0	608
373	0	0	649	2,745	3,394	80.88%	1,087	1,002	7	2,096
400	1	0	305	1,280	1,522	84.10%	415	559	1	975
401	0	0	266	1,178	1,342	87.78%	388	523	1	912
402	0	0	235	1,241	1,464	84.77%	423	579	4	1,006
403	0	0	263	1,093	1,286	84.99%	310	515	5	830
404	0	1	553	2,208	2,699	81.81%	557	1,093	4	1,654
405	0	0	211	926	1,159	79.90%	221	493	1	715
406	0	2	160	735	900	81.67%	211	359	3	573
410	0	0	328	1,305	1,604	81.36%	492	481	4	977
411	1	0	691	2,538	3,062	82.89%	858	986	3	1,847
412	0	0	356	1,729	2,137	80.91%	553	818	2	1,373
413	0	0	377	1,575	2,142	73.53%	560	630	8	1,198
414	0	1	164	712	858	82.98%	222	324	1	547
415	0	0	62	181	214	84.58%	48	71	0	119
416	0	0	656	2,585	3,208	80.58%	928	994	7	1,929
417	0	0	9	39	45	86.67%	17	13	0	30
418	2	2	890	3,135	4,131	75.89%	1,167	1,069	7	2,243
419	0	2	143	670	811	82.61%	254	267	4	525

# Canvass Report — Total Voters — Official Clackamas County, Oregon — General Election — November 06, 2012 Page 51 of 174

11/20/2012 10:40 AM

Precincts Reporting 118 of 118 = 100.00%

Total Number of Voters: 191,126 of 229,236 = 83.38%

## County Commissioner Position 1, Chair

Precinct	Blank Ballots Cast	Over Votes	Under Votes	Total Ballots Cast	Registered Voters	Percent Turnout	Charlotte Lehan	John Ludlow	Write-ins	Totals
420	0	0	111	518	710	72.96%	211	194	2	407
421	0	1	521	2,263	2,739	82.62%	839	896	6	1,741
422	0	0	693	2,931	3,959	74.03%	1,172	1,049	17	2,238
423	0	0	8	17	22	77.27%	1	8	0	9
500	0	2	538	2,869	3,457	82.99%	1,152	1,165	12	2,329
501	1	1	439	2,441	3,032	80.51%	1,184	816	1	2,001
502	0	2	541	3,112	3,784	82.24%	1,326	1,235	8	2,569
503	0	2	636	3,112	3,606	86.30%	1,253	1,203	18	2,474
504	0	0	361	1,815	2,311	78.54%	675	772	7	1,454
505	0	1	334	1,542	1,821	84.68%	604	598	5	1,207
506	0	0	460	2,095	2,657	78.85%	722	908	5	1,635
510	0	1	175	845	990	85.35%	277	391	1	669
511	0	0	397	2,089	2,450	85.27%	660	1,024	8	1,692
512	0	0	243	1,168	1,449	80.61%	398	523	4	925
513	0	0	373	1,866	2,178	85.67%	623	865	5	1,493
514	0	0	656	3,194	3,755	85.06%	973	1,551	14	2,538
515	0	0	204	893	1,062	84.09%	303	378	8	689
516	0	1	138	801	948	84.49%	240	422	0	662
517	0	1	390	1,779	2,104	84.55%	552	833	3	1,388
518	0	0	379	1,710	2,036	83.99%	481	844	6	1,331
519	0	0	160	694	826	84.02%	199	329	6	534
520	0	0	79	358	404	88.61%	114	165	0	279
<b>Totals:</b>	<b>18</b>	<b>58</b>	<b>43,858</b>	<b>191,126</b>	<b>229,236</b>		<b>70,143</b>	<b>76,532</b>	<b>535</b>	<b>147,210</b>

CERTIFIED COPY OF THE ORIGINAL  
 SHERRY HALL, COUNTY CLERK

BY: *Sherry Hall*

# Canvass Report — Total Voters — Official Clackamas County, Oregon — General Election — November 06, 2012 Page 52 of 174

11/20/2012 10:40 AM  
 Precincts Reporting 118 of 118 = 100.00%

Total Number of Voters: 191,126 of 229,236 = 83.38%

## County Commissioner Position 4

Precinct	Blank Ballots Cast	Over Votes	Under Votes	Total Ballots Cast	Registered Voters	Percent Turnout	Tootie Smith	Jamie Damon	Write-Ins	Totals
001	1	3	673	3,137	3,778	83.03%	1,309	1,148	4	2,461
002	0	0	517	2,514	3,143	79.99%	1,039	951	7	1,997
003	0	0	362	1,869	2,346	79.67%	768	735	4	1,507
004	0	0	3	29	31	93.55%	15	11	0	26
005	1	2	595	2,829	3,634	77.85%	1,283	936	13	2,232
006	0	2	411	2,045	2,386	85.71%	942	686	4	1,632
007	2	0	505	2,247	2,805	80.11%	928	811	3	1,742
010	0	0	4	14	14	100.00%	9	1	0	10
031	0	1	374	1,745	2,228	78.32%	759	607	4	1,370
032	1	0	425	1,809	2,297	78.75%	715	665	4	1,384
033	0	0	399	1,938	2,272	85.30%	793	745	1	1,539
051	0	1	506	2,175	2,663	81.67%	675	987	6	1,668
052	1	0	507	2,182	2,669	81.75%	732	941	2	1,675
053	1	0	404	1,764	2,229	79.14%	613	743	4	1,360
054	0	0	430	1,892	2,248	84.16%	627	833	2	1,462
055	0	0	449	2,087	2,568	81.27%	830	803	5	1,638
070	0	0	4	5	5	100.00%	1	0	0	1
071	0	0	41	147	160	91.88%	28	78	0	106
072	0	0	32	96	115	83.48%	20	44	0	64
073	0	0	30	138	186	74.19%	55	53	0	108
074	0	0	17	56	64	87.50%	18	21	0	39
100	0	1	110	363	413	87.89%	150	102	0	252
101	0	0	812	2,940	3,621	81.19%	1,128	994	6	2,128
102	0	0	65	207	264	78.41%	78	63	1	142
103	0	0	696	2,489	2,944	84.54%	938	848	7	1,793
104	0	0	0	3	4	75.00%	2	1	0	3
105	0	0	221	863	1,001	86.21%	356	285	1	642
106	0	1	230	1,206	1,525	79.08%	537	435	3	975
107	0	0	573	2,211	2,909	76.01%	914	720	4	1,638
108	0	0	448	1,839	2,335	78.76%	748	637	6	1,391
111	0	1	407	2,898	3,742	77.45%	1,730	756	4	2,490
122	0	0	514	2,423	2,893	83.75%	1,136	770	3	1,909

CERTIFIED COPY OF THE ORIGINAL  
 SHERRY HALL, COUNTY CLERK

BY: *Sherry Hall*



# Canvass Report — Total Voters — Official Clackamas County, Oregon — General Election — November 06, 2012

11/20/2012 10:40 AM  
Precincts Reporting 118 of 118 = 100.00%

Page 53 of 174

Total Number of Voters: 191,126 of 229,236 = 83.38%

## County Commissioner Position 4

Precinct	Blank Ballots Cast	Over Votes	Under Votes	Total Ballots Cast	Registered Voters	Percent Turnout	Tootie Smith	Jamie Damon	Write-Ins	Totals
124	0	1	404	2,050	2,321	88.32%	967	676	2	1,645
125	0	1	556	2,734	3,286	83.20%	1,300	874	3	2,177
130	0	1	684	2,389	2,754	86.75%	790	913	1	1,704
131	0	1	743	2,450	2,857	85.75%	796	907	3	1,706
132	1	0	556	2,006	2,313	86.73%	630	818	2	1,450
133	0	0	814	3,248	3,725	87.19%	1,037	1,389	8	2,434
134	0	1	521	2,185	2,445	89.37%	626	1,035	2	1,663
135	0	2	651	2,395	2,722	87.99%	716	1,024	2	1,742
151	0	0	707	2,363	2,667	88.60%	632	1,020	4	1,656
152	0	0	773	2,626	2,931	89.59%	666	1,179	8	1,853
153	0	0	776	2,374	2,734	86.83%	598	995	5	1,598
154	0	0	222	658	731	90.01%	159	277	0	436
155	0	2	850	2,793	3,157	88.47%	804	1,130	7	1,941
156	0	1	881	2,971	3,298	90.08%	953	1,133	3	2,089
157	0	2	642	2,238	2,505	89.34%	702	890	2	1,594
158	0	0	476	1,709	1,956	87.37%	552	673	8	1,233
159	0	1	1,000	3,262	3,733	87.38%	886	1,370	5	2,261
160	0	0	110	377	416	90.63%	133	134	0	267
201	0	1	667	2,690	3,176	84.70%	1,005	1,009	8	2,022
202	1	1	999	3,815	4,534	84.14%	1,443	1,367	5	2,815
203	0	0	463	1,984	2,131	93.10%	582	938	1	1,521
251	0	0	2	2	3	66.67%	0	0	0	0
252	0	0	498	1,675	1,897	88.30%	580	590	7	1,177
280	0	0	335	1,190	1,370	86.86%	345	506	4	855
281	0	2	348	1,363	1,524	89.44%	424	586	3	1,013
282	0	0	110	414	499	82.97%	141	161	2	304
283	0	0	137	480	522	91.95%	150	191	2	343
320	1	0	298	1,111	1,258	88.31%	387	423	3	813
321	1	0	398	1,502	1,673	89.78%	655	447	2	1,104
322	0	0	254	1,072	1,188	90.24%	456	360	2	818
323	1	0	376	1,359	1,540	88.25%	507	473	3	983
330	0	2	478	2,555	3,003	85.08%	1,390	671	14	2,075

CERTIFIED COPY OF THE ORIGINAL  
SHERRY HALL, COUNTY CLERK

BY: *Sherry Hall*

# Canvass Report — Total Voters — Official Clackamas County, Oregon — General Election — November 06, 2012 Page 54 of 174

11/20/2012 10:40 AM  
 Precincts Reporting 118 of 118 = 100.00%  
 Total Number of Voters: 191,126 of 229,236 = 83.38%

## County Commissioner Position 4

Precinct	Blank Ballots Cast	Over Votes	Under Votes	Total Ballots Cast	Registered Voters	Percent Turnout	Tootie Smith	Jamie Damon	Write-Ins	Totals
331	0	0	158	622	711	87.48%	277	187	0	464
332	0	0	63	239	270	88.52%	109	67	0	176
333	1	0	283	1,299	1,529	84.96%	641	372	3	1,016
350	0	1	238	1,501	1,825	82.25%	864	396	2	1,262
351	0	0	372	2,703	3,304	81.81%	1,656	668	7	2,331
352	0	2	244	1,687	2,027	83.23%	1,035	401	5	1,441
360	0	2	411	2,045	2,541	80.48%	951	678	3	1,632
361	0	0	19	62	86	72.09%	25	18	0	43
362	0	0	281	1,255	1,476	85.03%	506	467	1	974
363	0	0	92	449	573	78.36%	192	163	2	357
364	0	0	136	625	776	80.54%	273	214	2	489
370	0	2	502	2,088	2,566	81.37%	913	664	7	1,584
371	0	0	357	1,568	1,939	80.87%	699	510	2	1,211
372	0	0	170	796	974	81.72%	377	247	2	626
373	0	1	634	2,745	3,394	80.88%	981	1,123	6	2,110
400	1	0	311	1,280	1,522	84.10%	547	420	2	969
401	0	0	259	1,178	1,342	87.78%	516	403	0	919
402	0	0	229	1,241	1,464	84.77%	589	422	1	1,012
403	0	0	257	1,093	1,286	84.99%	509	325	2	836
404	0	1	555	2,208	2,699	81.81%	1,003	646	3	1,652
405	0	0	211	926	1,159	79.90%	453	262	0	715
406	0	1	154	735	900	81.67%	349	229	2	580
410	0	0	337	1,305	1,604	81.36%	472	493	3	968
411	1	0	688	2,538	3,062	82.89%	1,011	835	4	1,850
412	0	1	340	1,729	2,137	80.91%	832	555	1	1,388
413	0	0	364	1,575	2,142	73.53%	667	539	5	1,211
414	0	0	148	712	858	82.98%	306	258	0	564
415	0	0	57	181	214	84.58%	69	55	0	124
416	0	2	608	2,585	3,208	80.58%	1,029	942	4	1,975
417	0	0	10	39	45	86.67%	12	17	0	29
418	2	2	898	3,135	4,131	75.89%	1,093	1,134	8	2,235
419	0	1	150	670	811	82.61%	271	244	4	519

CERTIFIED COPY OF THE ORIGINAL  
 SHERRY HALL, COUNTY CLERK  
 BY: *Sherry Hall*

# Canvass Report — Total Voters — Official Clackamas County, Oregon — General Election — November 06, 2012

11/20/2012 10:40 AM  
Precincts Reporting 118 of 118 = 100.00%

Total Number of Voters: 191,126 of 229,236 = 83.38%

## County Commissioner Position 4

Precinct	Blank Ballots Cast	Over Votes	Under Votes	Total Ballots Cast	Registered Voters	Percent Turnout	Tootie Smith	Jamie Damon	Write-Ins	Totals
420	0	0	105	518	710	72.96%	192	220	1	413
421	0	0	506	2,263	2,739	82.62%	902	853	2	1,757
422	0	0	694	2,931	3,959	74.03%	1,175	1,045	17	2,237
423	0	0	7	17	22	77.27%	7	3	0	10
500	0	2	540	2,869	3,457	82.99%	1,137	1,182	8	2,327
501	1	1	461	2,441	3,032	80.51%	862	1,115	2	1,979
502	0	1	543	3,112	3,784	82.24%	1,268	1,294	6	2,568
503	0	0	604	3,112	3,606	86.30%	1,268	1,226	14	2,508
504	0	1	356	1,815	2,311	78.54%	760	692	6	1,458
505	0	1	322	1,542	1,821	84.68%	611	605	3	1,219
506	0	0	447	2,095	2,657	78.85%	909	736	3	1,648
510	0	0	172	845	990	85.35%	384	286	3	673
511	0	0	352	2,089	2,450	85.27%	1,078	654	5	1,737
512	0	0	226	1,168	1,449	80.61%	516	419	7	942
513	0	1	356	1,866	2,178	85.67%	844	659	6	1,509
514	0	0	609	3,194	3,755	85.06%	1,570	1,006	9	2,585
515	0	0	208	893	1,062	84.09%	395	289	1	685
516	0	1	118	801	948	84.49%	460	222	0	682
517	0	0	332	1,779	2,104	84.55%	874	567	6	1,447
518	0	0	345	1,710	2,036	83.99%	844	516	5	1,365
519	0	0	161	694	826	84.02%	321	208	4	533
520	0	0	80	358	404	88.61%	168	110	0	278
<b>Totals:</b>	<b>18</b>	<b>55</b>	<b>44,573</b>	<b>191,126</b>	<b>229,236</b>		<b>76,660</b>	<b>69,430</b>	<b>408</b>	<b>146,498</b>

CERTIFIED COPY OF THE ORIGINAL  
SHERIFF HALL, COUNTY CLERK

BY: *[Signature]*

# Canvass Report — Total Voters — Official Clackamas County, Oregon — General Election — November 06, 2012 Page 56 of 174

11/20/2012 10:40 AM

Precincts Reporting 118 of 118 = 100.00%

Total Number of Voters: 191,126 of 229,236 = 83.38%

## County Sheriff

Precinct	Blank Ballots Cast	Over Votes	Under Votes	Total Ballots Cast	Registered Voters	Percent Turnout	Craig Roberts	Write-Ins	Totals
001	1	0	984	3,137	3,778	83.03%	2,107	46	2,153
002	0	0	834	2,514	3,143	79.99%	1,644	36	1,680
003	0	0	538	1,869	2,346	79.67%	1,303	28	1,331
004	0	0	5	29	31	93.55%	23	1	24
005	1	0	852	2,829	3,634	77.85%	1,918	59	1,977
006	0	0	593	2,045	2,386	85.71%	1,432	20	1,452
007	2	0	639	2,247	2,805	80.11%	1,570	38	1,608
010	0	0	4	14	14	100.00%	10	0	10
031	0	0	533	1,745	2,228	78.32%	1,180	32	1,212
032	1	0	592	1,809	2,297	78.75%	1,200	17	1,217
033	0	0	619	1,938	2,272	85.30%	1,296	23	1,319
051	0	1	773	2,175	2,663	81.67%	1,359	42	1,401
052	1	0	752	2,182	2,669	81.75%	1,398	32	1,430
053	1	0	604	1,764	2,229	79.14%	1,128	32	1,160
054	0	0	663	1,892	2,248	84.16%	1,207	22	1,229
055	0	0	658	2,087	2,568	81.27%	1,395	34	1,429
070	0	0	4	5	5	100.00%	1	0	1
071	0	0	69	147	160	91.88%	78	0	78
072	0	0	49	96	115	83.48%	46	1	47
073	0	0	52	138	186	74.19%	85	1	86
074	0	0	18	56	64	87.50%	37	1	38
100	0	0	129	363	413	87.89%	233	1	234
101	0	0	1,013	2,940	3,621	81.19%	1,914	13	1,927
102	0	0	89	207	264	78.41%	115	3	118
103	0	1	915	2,489	2,944	84.54%	1,553	20	1,573
104	0	0	1	3	4	75.00%	2	0	2
105	0	0	282	863	1,001	86.21%	575	6	581
106	0	0	340	1,206	1,525	79.08%	851	15	866
107	0	0	720	2,211	2,909	76.01%	1,459	32	1,491
108	0	0	565	1,839	2,335	78.76%	1,256	18	1,274
111	0	1	753	2,898	3,742	77.45%	2,117	27	2,144
122	0	1	666	2,423	2,893	83.75%	1,729	27	1,756

CERTIFIED COPY OF THE ORIGINAL  
SHERIFF HALL, COUNTY CLERK

BY: *Henry Hall*

# Canvass Report — Total Voters — Official Clackamas County, Oregon — General Election — November 06, 2012 Page 57 of 174

11/20/2012 10:40 AM  
 Precincts Reporting 118 of 118 = 100.00%

Total Number of Voters: 191,126 of 229,236 = 83.38%

## County Sheriff

Precinct	Blank Ballots Cast	Over Voters	Under Voters	Total Ballots Cast	Registered Voters	Percent Turnout	Craig Roberts	Write-Ins	Totals
124	0	0	612	2,050	2,321	88.32%	1,422	16	1,438
125	0	0	789	2,734	3,286	83.20%	1,923	22	1,945
130	0	0	883	2,389	2,754	86.75%	1,478	28	1,506
131	0	0	912	2,450	2,857	85.75%	1,509	29	1,538
132	1	0	737	2,006	2,313	86.73%	1,254	15	1,269
133	0	0	1,149	3,248	3,725	87.19%	2,063	36	2,099
134	0	0	783	2,185	2,445	89.37%	1,383	19	1,402
135	0	0	881	2,395	2,722	87.99%	1,505	9	1,514
151	0	0	997	2,363	2,667	88.60%	1,347	19	1,366
152	0	0	1,051	2,626	2,931	89.59%	1,547	28	1,575
153	0	0	969	2,374	2,734	86.83%	1,388	17	1,405
154	0	0	262	658	731	90.01%	391	5	396
155	0	1	1,124	2,793	3,157	88.47%	1,645	23	1,668
156	0	0	1,197	2,971	3,298	90.08%	1,745	29	1,774
157	0	0	916	2,238	2,505	89.34%	1,310	12	1,322
158	0	1	628	1,709	1,956	87.37%	1,064	16	1,080
159	0	0	1,346	3,262	3,733	87.38%	1,885	31	1,916
160	0	0	138	377	416	90.63%	238	1	239
201	0	0	797	2,690	3,176	84.70%	1,852	41	1,893
202	1	1	1,204	3,815	4,534	84.14%	2,562	48	2,610
203	0	0	650	1,984	2,131	93.10%	1,331	3	1,334
251	0	0	1	2	3	66.67%	1	0	1
252	0	0	657	1,675	1,897	88.30%	1,005	13	1,018
280	0	0	416	1,190	1,370	86.86%	762	12	774
281	0	0	473	1,363	1,524	89.44%	872	18	890
282	0	0	132	414	499	82.97%	273	9	282
283	0	0	181	480	522	91.95%	290	9	299
320	1	1	446	1,111	1,258	88.31%	644	20	664
321	1	0	600	1,502	1,673	89.78%	879	23	902
322	0	0	377	1,072	1,188	90.24%	683	12	695
323	1	0	540	1,359	1,540	88.25%	797	22	819
330	0	0	837	2,555	3,003	85.08%	1,695	23	1,718

CERTIFIED COPY OF THE ORIGINAL  
 SHERRY HALL, COUNTY CLERK

BY: *Sherry Hall*

# Canvass Report — Total Voters — Official Clackamas County, Oregon — General Election — November 06, 2012

11/20/2012 10:40 AM  
Precincts Reporting 118 of 118 = 100.00%

Page 58 of 174

Total Number of Voters: 191,126 of 229,236 = 83.38%

## County Sheriff

Precinct	Blank Ballots Cast	Over Votes	Under Votes	Total Ballots Cast	Registered Voters	Percent Turnout	Craig Roberts	Write-Ins	Totals
----------	--------------------------	---------------	----------------	--------------------------	----------------------	--------------------	---------------	-----------	--------

CERTIFIED COPY OF THE ORIGINAL  
SHERRY HALL, COUNTY CLERK

BY: *Sherry Hall*

331	0	0	233	622	711	87.48%	387	2	389
332	0	0	90	239	270	88.52%	145	4	149
333	1	0	433	1,299	1,529	84.96%	852	14	866
350	0	1	502	1,501	1,825	82.25%	980	18	998
351	0	0	820	2,703	3,304	81.81%	1,859	24	1,883
352	0	0	495	1,687	2,027	83.23%	1,177	15	1,192
360	0	0	711	2,045	2,541	80.48%	1,301	33	1,334
361	0	0	23	62	86	72.09%	39	0	39
362	0	1	443	1,255	1,476	85.03%	799	12	811
363	0	0	154	449	573	78.36%	292	3	295
364	0	0	235	625	776	80.54%	383	7	390
370	0	1	796	2,088	2,566	81.37%	1,267	24	1,291
371	0	0	528	1,568	1,939	80.87%	1,016	24	1,040
372	0	0	308	796	974	81.72%	476	12	488
373	0	0	954	2,745	3,394	80.88%	1,743	48	1,791
400	1	0	474	1,280	1,522	84.10%	797	9	806
401	0	0	405	1,178	1,342	87.78%	764	9	773
402	0	0	421	1,241	1,464	84.77%	805	15	820
403	0	0	395	1,093	1,286	84.99%	684	14	698
404	0	1	759	2,208	2,699	81.81%	1,433	15	1,448
405	0	0	313	926	1,159	79.90%	599	14	613
406	0	1	244	735	900	81.67%	480	10	490
410	0	0	427	1,305	1,604	81.36%	864	14	878
411	1	0	813	2,538	3,062	82.89%	1,710	15	1,725
412	0	0	568	1,729	2,137	80.91%	1,143	18	1,161
413	0	0	445	1,575	2,142	73.53%	1,096	34	1,130
414	0	0	208	712	858	82.98%	499	5	504
415	0	0	69	181	214	84.58%	111	1	112
416	0	0	783	2,585	3,208	80.58%	1,776	26	1,802
417	0	0	15	39	45	86.67%	22	2	24
418	2	1	1,073	3,135	4,131	75.89%	2,025	36	2,061
419	0	1	236	670	811	82.61%	425	8	433

# Canvass Report — Total Voters — Official Clackamas County, Oregon — General Election — November 06, 2012

11/20/2012 10:40 AM  
Precincts Reporting 118 of 118 = 100.00%

Total Number of Voters: 191,126 of 229,236 = 83.38%

## County Sheriff

Precinct	Blank Ballots Cast	Over Votes	Under Votes	Total Ballots Cast	Registered Voters	Percent Turnout	Craig Roberts	Write-Ins	Totals
420	0	0	151	518	710	72.96%	360	7	367
421	0	0	674	2,263	2,739	82.62%	1,568	21	1,589
422	0	0	927	2,931	3,959	74.03%	1,950	54	2,004
423	0	0	7	17	22	77.27%	10	0	10
500	0	0	852	2,869	3,457	82.99%	1,974	43	2,017
501	1	1	759	2,441	3,032	80.51%	1,649	32	1,681
502	0	1	943	3,112	3,784	82.24%	2,124	44	2,168
503	0	0	1,037	3,112	3,606	86.30%	2,048	27	2,075
504	0	0	544	1,815	2,311	78.54%	1,248	23	1,271
505	0	1	528	1,542	1,821	84.68%	993	20	1,013
506	0	1	606	2,095	2,657	78.85%	1,458	30	1,488
510	0	0	260	845	990	85.35%	575	10	585
511	0	0	622	2,089	2,450	85.27%	1,443	24	1,467
512	0	0	322	1,168	1,449	80.61%	829	17	846
513	0	0	596	1,866	2,178	85.67%	1,244	26	1,270
514	0	0	1,061	3,194	3,755	85.06%	2,073	60	2,133
515	0	0	283	893	1,062	84.09%	601	9	610
516	0	1	223	801	948	84.49%	570	7	577
517	0	0	564	1,779	2,104	84.55%	1,190	25	1,215
518	0	0	556	1,710	2,036	83.99%	1,125	29	1,154
519	0	0	234	694	826	84.02%	442	18	460
520	0	0	142	358	404	88.61%	210	6	216
<b>Totals:</b>	<b>18</b>	<b>20</b>	<b>64,257</b>	<b>191,126</b>	<b>229,236</b>		<b>124,597</b>	<b>2,252</b>	<b>126,849</b>

CERTIFIED COPY OF THE ORIGINAL  
SHERRY HALL, COUNTY CLERK

BY: *Sherry Hall*

# Canvass Report — Total Voters — Official Clackamas County, Oregon — General Election — November 06, 2012

11/20/2012 10:40 AM  
Precincts Reporting 118 of 118 = 100.00%

Total Number of Voters: 191,126 of 229,236 = 83.38%

## City of Barlow, Mayor

Precinct	Blank Ballots Cast	Over Votes	Under Votes	Total Ballots Cast	Registered Voters	Percent Turnout	Michael E Lundsten	Write-Ins	Totals
	0	0	13	63	77	81.82%	49	1	50
<b>Totals:</b>	0	0	13	63	77		49	1	50

CERTIFIED COPY OF THE ORIGINAL  
SHERRY HALL, COUNTY CLERK

BY:

*Sherry Hall*



# Canvass Report — Total Voters — Official Clackamas County, Oregon — General Election — November 06, 2012

11/20/2012 10:40 AM  
Precincts Reporting 118 of 118 = 100.00%

Total Number of Voters: 191,126 of 229,236 = 83.38%

## City of Barlow, Councilor Position 1

Precinct	Blank Ballots Cast	Over Votes	Under Votes	Total Ballots Cast	Registered Voters	Percent Turnout	Darren D Michel	Write-Ins	Totals
331	0	0	13	63	77	81.82%	49	1	50
<b>Totals:</b>	0	0	13	63	77		49	1	50

CERTIFIED COPY OF THE ORIGINAL  
SHERRY HALL, COUNTY CLERK

BY: *Sherry Hall*

# Canvass Report — Total Voters — Official Clackamas County, Oregon — General Election — November 06, 2012 Page 62 of 174

11/20/2012 10:40 AM  
 Precincts Reporting 118 of 118 = 100.00%

Total Number of Voters: 191,126 of 229,236 = 83.38%

## City of Barlow, Councilor Position 2

Precinct	Blank Ballots Cast	Over Votes	Under Votes	Total Ballots Cast	Registered Voters	Percent Turnout	Hurshell L Wallis	Write-Ins	Totals
331	0	0	15	63	77	81.82%	36	12	48
<b>Totals:</b>	0	0	15	63	77		36	12	48

CERTIFIED COPY OF THE ORIGINAL  
 SMERRY HALL, COUNTY CLERK

BY:

*Smerry Hall*

# Canvass Report — Total Voters — Official Clackamas County, Oregon — General Election — November 06, 2012 Page 63 of 174

11/20/2012 10:40 AM  
 Precincts Reporting 118 of 118 = 100.00%

Total Number of Voters: 191,126 of 229,236 = 83.38%

## City of Barlow, Councilor Position 3

Precinct	Blank Ballots Cast	Over Votes	Under Votes	Total Ballots Cast	Registered Voters	Percent Turnout	Michael L Barnett	Write-Ins	Totals
331	0	0	10	63	77	81.82%	52	1	53
<b>Totals:</b>	<b>0</b>	<b>0</b>	<b>10</b>	<b>63</b>	<b>77</b>		<b>52</b>	<b>1</b>	<b>53</b>

CERTIFIED COPY OF THE ORIGINAL  
 SHERRY HALL, COUNTY CLERK

BY:

*Sherry Hall*

# Canvass Report — Total Voters — Official Clackamas County, Oregon — General Election — November 06, 2012

11/20/2012 10:40 AM  
Precincts Reporting 118 of 118 = 100.00%

Total Number of Voters: 191,126 of 229,236 = 83.38%

## City of Canby, Mayor

Precinct	Blank Ballots Cast	Over Votes	Under Votes	Total Ballots Cast	Registered Voters	Percent Turnout	Brian D Hodson	Randy Carson	Write-Ins	Totals
122	0	4	271	2,423	2,893	83.75%	1,232	896	20	2,148
124	0	0	200	2,050	2,321	88.32%	989	851	10	1,850
125	0	3	318	2,734	3,286	83.20%	1,324	1,079	10	2,413
<b>Totals:</b>	<b>0</b>	<b>7</b>	<b>789</b>	<b>7,207</b>	<b>8,500</b>		<b>3,545</b>	<b>2,826</b>	<b>40</b>	<b>6,411</b>

CERTIFIED COPY OF THE ORIGINAL  
SHERRY HALL, COUNTY CLERK

BY: *Sherry Hall*

# Canvass Report — Total Voters — Official Clackamas County, Oregon — General Election — November 06, 2012

11/20/2012 10:40 AM  
Precincts Reporting 118 of 118 = 100.00%

Total Number of Voters: 191,126 of 229,236 = 83.38%

## City of Canby, Councilor

Precinct	Blank Ballots Cast	Over Votes	Under Votes	Total Ballots Cast	Registered Voters	Percent Turnout	Tim Dale	Traci Hensley	Ken Rider	Write-Ins	Totals
122	0	1	3,261	2,423	2,893	83.75%	1,373	1,359	1,157	116	4,005
124	0	0	2,868	2,050	2,321	88.32%	1,126	1,119	949	88	3,282
125	0	0	3,874	2,734	3,286	83.20%	1,470	1,457	1,297	104	4,328
<b>Totals:</b>	<b>0</b>	<b>1</b>	<b>10,003</b>	<b>7,207</b>	<b>8,500</b>		<b>3,969</b>	<b>3,935</b>	<b>3,403</b>	<b>308</b>	<b>11,615</b>

CERTIFIED COPY OF THE ORIGINAL  
SHERRY HALL, COUNTY CLERK

EW: *Sherry Hall*

# Canvass Report — Total Voters — Official Clackamas County, Oregon — General Election — November 06, 2012

11/20/2012 10:40 AM  
Precincts Reporting 118 of 118 = 100.00%

Total Number of Voters: 191,126 of 229,236 = 83.38%

## City of Damascus, Mayor

Precinct	Blank Ballots Cast	Over Votes	Under Votes	Total Ballots Cast	Registered Voters	Percent Turnout	Steve Splinnett	Mary Wescott	Andrew Jackman	Write-Ins	Totals
400	1	0	73	1,259	1,494	84.27%	639	390	153	4	1,186
401	0	0	53	1,026	1,169	87.77%	386	468	117	2	973
402	0	1	42	1,224	1,440	85.00%	580	476	124	1	1,181
403	0	0	24	444	513	86.55%	212	153	55	0	420
412	0	0	143	1,600	1,985	80.60%	777	439	237	4	1,457
414	0	0	11	280	342	81.87%	135	107	25	2	269
<b>Totals:</b>	<b>1</b>	<b>1</b>	<b>346</b>	<b>5,833</b>	<b>6,943</b>		<b>2,729</b>	<b>2,033</b>	<b>711</b>	<b>13</b>	<b>5,486</b>

CERTIFIED COPY OF THE ORIGINAL  
SHERRY HALL, COUNTY CLERK

By: *Sherry Hall*

# Canvass Report — Total Voters — Official Clackamas County, Oregon — General Election — November 06, 2012

11/20/2012 10:40 AM  
Precincts Reporting 118 of 118 = 100.00%

Total Number of Voters: 191,126 of 229,236 = 83.38%

## City of Damascus, Councilor Position 1

Precinct	Blank Ballots Cast	Over Votes	Under Votes	Total Ballots Cast	Registered Voters	Percent Turnout	Bill Wehr	Kevin Reedy	Write-Ins	Totals
400	1	0	194	1,259	1,494	84.27%	590	470	5	1,065
401	0	1	156	1,026	1,169	87.77%	359	508	2	869
402	0	0	150	1,224	1,440	85.00%	519	553	2	1,074
403	0	0	82	444	513	86.55%	196	166	0	362
412	0	0	329	1,600	1,985	80.60%	724	539	8	1,271
414	0	0	33	280	342	81.87%	130	117	0	247
<b>Totals:</b>	<b>1</b>	<b>1</b>	<b>944</b>	<b>5,833</b>	<b>6,943</b>		<b>2,518</b>	<b>2,353</b>	<b>17</b>	<b>4,888</b>

CERTIFIED COPY OF THE ORIGINAL  
SHERRY HALL, COUNTY CLERK

BY:

*Sherry Hall*

# Canvass Report — Total Voters — Official Clackamas County, Oregon — General Election — November 06, 2012 Page 68 of 174

11/20/2012 10:40 AM

Precincts Reporting 118 of 118 = 100.00%

Total Number of Voters: 191,126 of 229,236 = 83.38%

## City of Damascus, Councilor Position 2

Precinct	Blank Ballots Cast	Over Votes	Under Votes	Total Ballots Cast	Registered Voters	Percent Turnout	Mel O'Brien	Don Arbuckle	Michael Hammons	Write-Ins	Totals
400	1	0	181	1,259	1,494	84.27%	558	444	74	2	1,078
401	0	0	139	1,026	1,169	87.77%	333	479	75	0	887
402	0	1	136	1,224	1,440	85.00%	505	490	90	2	1,087
403	0	0	74	444	513	86.55%	174	157	39	0	370
412	0	0	316	1,600	1,985	80.60%	568	532	182	2	1,284
414	0	0	29	280	342	81.87%	110	113	27	1	251
<b>Totals:</b>	<b>1</b>	<b>1</b>	<b>875</b>	<b>5,833</b>	<b>6,943</b>		<b>2,248</b>	<b>2,215</b>	<b>487</b>	<b>7</b>	<b>4,957</b>

CERTIFIED COPY OF THE ORIGINAL  
SHERRY HALL, COUNTY CLERK

BY: *Sherry Hall*



# Canvass Report — Total Voters — Official Clackamas County, Oregon — General Election — November 06, 2012

11/20/2012 10:40 AM  
Precincts Reporting 118 of 118 = 100.00%

Total Number of Voters: 191,126 of 229,236 = 83.38%

## City of Damascus, Councilor Position 6

Precinct	Blank Ballots Cast	Over Votes	Under Votes	Total Ballots Cast	Registered Voters	Percent Turnout	Jim De Young	Dan Phegley	Write-Ins	Totals
400	1	0	178	1,259	1,494	84.27%	501	575	5	1,081
401	0	0	139	1,026	1,169	87.77%	516	369	2	887
402	0	2	130	1,224	1,440	85.00%	562	522	8	1,092
403	0	0	71	444	513	86.55%	179	194	0	373
412	0	0	328	1,600	1,985	80.60%	617	653	2	1,272
414	0	0	24	280	342	81.87%	129	125	2	256
<b>Totals:</b>	<b>1</b>	<b>2</b>	<b>870</b>	<b>5,833</b>	<b>6,943</b>		<b>2,504</b>	<b>2,438</b>	<b>19</b>	<b>4,961</b>

CERTIFIED COPY OF THE ORIGINAL  
SHERRY HALL, COUNTY CLERK

BY: *Sherry Hall*

# Canvass Report — Total Voters — Official Clackamas County, Oregon — General Election — November 06, 2012 Page 70 of 174

11/20/2012 10:40 AM  
 Precincts Reporting 118 of 118 = 100.00%

Total Number of Voters: 191,126 of 229,236 = 83.38%

## City of Estacada, Mayor

Precinct	Blank Ballots Cast	Over Votes	Under Votes	Total Ballots Cast	Registered Voters	Percent Turnout	Pat Watkins	Brent Dodrill	Write-Ins	Totals
106	0	3	207	1,206	1,525	79.08%	250	725	21	996
<b>Totals:</b>	<b>0</b>	<b>3</b>	<b>207</b>	<b>1,206</b>	<b>1,525</b>		<b>250</b>	<b>725</b>	<b>21</b>	<b>996</b>

CERTIFIED COPY OF THE ORIGINAL  
 SHERRY HALL, COUNTY CLERK

BY: *Sherry Hall*

# Canvass Report — Total Voters — Official Clackamas County, Oregon — General Election — November 06, 2012

11/20/2012 10:40 AM  
Precincts Reporting 118 of 118 = 100.00%

Total Number of Voters: 191,126 of 229,236 = 83.38%

## City of Estacada, Councilor

Precinct	Blank Ballots Cast	Over Votes	Under Votes	Total Ballots Cast	Registered Voters	Percent Turnout	Curt Steinhinger	Edward L Smith	Sean Drinkwine	Write-Ins	Totals
106	0	0	1,780	1,206	1,525	79.08%	547	565	652	74	1,838
<b>Totals:</b>	<b>0</b>	<b>0</b>	<b>1,780</b>	<b>1,206</b>	<b>1,525</b>		<b>547</b>	<b>565</b>	<b>652</b>	<b>74</b>	<b>1,838</b>

CERTIFIED COPY OF THE ORIGINAL  
SHERIFF HALL, COUNTY CLERK

BY: *Sherry Hall*

# Canvass Report — Total Voters — Official Clackamas County, Oregon — General Election — November 06, 2012 Page 72 of 174

11/20/2012 10:40 AM  
 Precincts Reporting 118 of 118 = 100.00%

Total Number of Voters: 191,126 of 229,236 = 83.38%

## City of Gladstone, Councilor Position 2

Precinct	Blank Ballots Cast	Over Votes	Under Votes	Total Ballots Cast	Registered Voters	Percent Turnout	Thomas Mersereau	Write-Ins	Totals
031	0	0	723	1,745	2,228	78.32%	983	39	1,022
032	1	0	759	1,809	2,297	78.75%	1,012	38	1,050
033	0	0	839	1,938	2,272	85.30%	1,065	34	1,099
<b>Totals:</b>	<b>1</b>	<b>0</b>	<b>2,321</b>	<b>5,492</b>	<b>6,797</b>		<b>3,060</b>	<b>111</b>	<b>3,171</b>

CERTIFIED COPY OF THE ORIGINAL  
 SHERRY HALL, COUNTY CLERK

EW: *Sherry Hall*

# Canvass Report — Total Voters — Official Clackamas County, Oregon — General Election — November 06, 2012

11/20/2012 10:40 AM  
Precincts Reporting 118 of 118 = 100.00%

Total Number of Voters: 191,126 of 229,236 = 83.38%

## City of Gladstone, Councilor Position 4

Precinct	Blank Ballots Cast	Over Votes	Under Votes	Total Ballots Cast	Registered Voters	Percent Turnout	Walt Fitch	Neal Reiser	Write-Ins	Totals
031	0	0	554	1,745	2,228	78.32%	480	695	16	1,191
032	1	0	572	1,809	2,297	78.75%	432	798	7	1,237
033	0	0	611	1,938	2,272	85.30%	534	784	9	1,327
<b>Totals:</b>	<b>1</b>	<b>0</b>	<b>1,737</b>	<b>5,492</b>	<b>6,797</b>		<b>1,446</b>	<b>2,277</b>	<b>32</b>	<b>3,755</b>

CERTIFIED COPY OF THE ORIGINAL  
SHERRY HALL, COUNTY CLERK

BY: *Sherry Hall*

# Canvass Report — Total Voters — Official Clackamas County, Oregon — General Election — November 06, 2012

11/20/2012 10:40 AM  
Precincts Reporting 118 of 118 = 100.00%

Total Number of Voters: 191,126 of 229,236 = 83.38%

## City of Gladstone, Councilor Position 6

Precinct	Blank Ballots Cast	Over Votes	Under Votes	Total Ballots Cast	Registered Voters	Percent Turnout	London Nelson	Write-Ins	Totals
031	0	0	748	1,745	2,228	78.32%	965	32	997
032	1	0	821	1,809	2,297	78.75%	959	29	988
033	0	0	880	1,938	2,272	85.30%	1,027	31	1,058
<b>Totals:</b>	<b>1</b>	<b>0</b>	<b>2,449</b>	<b>5,492</b>	<b>6,797</b>		<b>2,951</b>	<b>92</b>	<b>3,043</b>

CERTIFIED COPY OF THE ORIGINAL  
CHERRY HALL, COUNTY CLERK

BY:

*Sherry Hall*

# Canvass Report — Total Voters — Official Clackamas County, Oregon — General Election — November 06, 2012

11/20/2012 10:40 AM

Precincts Reporting 118 of 118 = 100.00%

Total Number of Voters: 191,126 of 229,236 = 83.38%

## City of Happy Valley, Councilor

Precinct	Blank Ballots Cast	Over Votes	Under Votes	Total Ballots Cast	Registered Voters	Percent Turnout	Tom Ellis	Michael Morrow	Write-Ins	Totals
100	0	0	359	363	413	87.89%	190	176	1	367
101	0	0	2,930	2,940	3,621	81.19%	1,456	1,420	74	2,950
102	0	0	246	207	264	78.41%	80	85	3	168
103	0	0	2,545	2,489	2,944	84.54%	1,186	1,180	67	2,433
105	0	0	781	863	1,001	86.21%	469	444	32	945
<b>Totals:</b>	<b>0</b>	<b>0</b>	<b>6,861</b>	<b>6,862</b>	<b>8,243</b>		<b>3,381</b>	<b>3,305</b>	<b>177</b>	<b>6,863</b>

CERTIFIED COPY OF THE ORIGINAL  
SHERRY HALL, COUNTY CLERK

BY: *Sherry Hall*

# Canvass Report — Total Voters — Official Clackamas County, Oregon — General Election — November 06, 2012 Page 76 of 174

11/20/2012 10:40 AM  
 Precincts Reporting 118 of 118 = 100.00%

Total Number of Voters: 191,126 of 229,236 = 83.38%

## City of Johnson City, Councilor

Precinct	Blank Ballots Cast	Over Votes	Under Votes	Total Ballots Cast	Registered Voters	Percent Turnout	Betty Jo (B.J.)	Constance (Connie)	Kay Mordock	Write-Ins	Totals
506	0	0	220	228	286	79.72%	144	144	148	28	464
<b>Totals:</b>	<b>0</b>	<b>0</b>	<b>220</b>	<b>228</b>	<b>286</b>		<b>144</b>	<b>144</b>	<b>148</b>	<b>28</b>	<b>464</b>

CERTIFIED COPY OF THE ORIGINAL  
 SHERIFF HALL, COUNTY CLERK

*Sheriff Hall*



# Canvass Report — Total Voters — Official Clackamas County, Oregon — General Election — November 06, 2012 Page 77 of 174

11/20/2012 10:40 AM  
 Precincts Reporting 118 of 118 = 100.00%

Total Number of Voters: 191,126 of 229,236 = 83.38%

## City of Lake Oswego, Mayor

Precinct	Blank Ballots Cast	Over Votes	Under Votes	Total Ballots Cast	Registered Voters	Percent Turnout	Kent Studebaker	Greg Macpherson	Write-Ins	Totals
151	0	0	263	2,363	2,667	88.60%	1,052	1,042	6	2,100
152	0	1	345	2,626	2,931	89.59%	1,050	1,222	8	2,280
153	0	0	378	2,374	2,734	86.83%	935	1,054	7	1,996
154	0	0	126	658	731	90.01%	262	270	0	532
155	0	1	382	2,793	3,157	88.47%	1,240	1,158	12	2,410
156	0	1	412	2,971	3,298	90.08%	1,329	1,219	10	2,558
157	0	2	292	2,238	2,505	89.34%	1,067	874	3	1,944
158	0	2	214	1,709	1,956	87.37%	842	647	4	1,493
159	0	0	529	3,262	3,733	87.38%	1,319	1,407	7	2,733
160	0	0	60	377	416	90.63%	177	137	3	317
<b>Totals:</b>	<b>0</b>	<b>7</b>	<b>3,001</b>	<b>21,371</b>	<b>24,128</b>		<b>9,273</b>	<b>9,030</b>	<b>60</b>	<b>18,363</b>

CERTIFIED COPY OF THE ORIGINAL  
 SHERRY HALL, COUNTY CLERK  
 BY: *Sherry Hall*

# Canvass Report — Total Voters — Official Clackamas County, Oregon — General Election — November 06, 2012

11/20/2012 10:40 AM  
Precincts Reporting 118 of 118 = 100.00%

Total Number of Voters: 191,126 of 229,236 = 83.38%

Page 78 of 174

## City of Lake Oswego, Councilor

Precinct	Blank Ballots Cast	Over Votes	Under Votes	Total Ballots Cast	Registered Voters	Percent Turnout	Skip O'Neill	Dan Williams	Terry Jordan	Bill Tierney	Karen Bowerman	Jon Gustafson	Write-Ins	Totals
151	0	2	1,524	2,363	2,667	88.60%	981	859	584	971	1,049	1,082	33	5,559
152	0	4	1,970	2,626	2,931	89.59%	952	825	697	1,132	1,083	1,183	24	5,896
153	0	0	2,147	2,374	2,734	86.83%	839	756	546	882	985	947	20	4,975
154	0	1	599	658	731	90.01%	258	206	139	231	294	239	5	1,372
155	0	8	2,043	2,793	3,157	88.47%	1,146	1,035	637	1,066	1,252	1,161	15	6,312
156	0	1	2,194	2,971	3,298	90.08%	1,414	1,104	548	1,108	1,384	1,137	21	6,716
157	0	3	1,511	2,238	2,505	89.34%	1,027	856	442	845	1,114	892	18	5,194
158	0	0	1,173	1,709	1,956	87.37%	840	678	365	570	834	645	22	3,954
159	0	4	2,778	3,262	3,733	87.38%	1,176	1,076	804	1,179	1,434	1,301	26	6,996
160	0	0	321	377	416	90.63%	180	126	57	131	187	127	2	810
<b>Totals:</b>	<b>0</b>	<b>23</b>	<b>16,260</b>	<b>21,371</b>	<b>24,128</b>		<b>8,813</b>	<b>7,521</b>	<b>4,819</b>	<b>8,115</b>	<b>9,616</b>	<b>8,714</b>	<b>186</b>	<b>47,784</b>

CERTIFIED COPY OF THE ORIGINAL  
SHERRY HALL, COUNTY CLERK

BY: 

# Canvass Report — Total Voters — Official Clackamas County, Oregon — General Election — November 06, 2012

11/20/2012 10:40 AM  
Precincts Reporting 118 of 118 = 100.00%

Page 79 of 174

Total Number of Voters: 191,126 of 229,236 = 83.38%

## City of Milwaukie, Councilor Position 1

Precinct	Blank Ballots Cast	Over Votes	Under Votes	Total Ballots Cast	Registered Voters	Percent Turnout	Mandy Zelinka Anderson	Richard S Cayo	Scott Churchill	Write-Ins	Totals
051	0	2	611	2,175	2,663	81.67%	323	210	1,017	12	1,562
052	1	0	585	2,182	2,669	81.75%	335	246	1,003	13	1,597
053	1	0	502	1,764	2,229	79.14%	272	165	818	7	1,262
054	0	0	538	1,892	2,248	84.16%	229	144	969	12	1,354
055	0	1	582	2,087	2,568	81.27%	291	210	992	11	1,504
<b>Totals:</b>	<b>2</b>	<b>3</b>	<b>2,818</b>	<b>10,100</b>	<b>12,377</b>		<b>1,450</b>	<b>975</b>	<b>4,799</b>	<b>55</b>	<b>7,279</b>

CERTIFIED COPY OF THE ORIGINAL  
SHERRY HALL, COUNTY CLERK

BY:

*Sherry Hall*

# Canvass Report — Total Voters — Official Clackamas County, Oregon — General Election — November 06, 2012

11/20/2012 10:40 AM  
Precincts Reporting 118 of 118 = 100.00%

Total Number of Voters: 191,126 of 229,236 = 83.38%

## City of Milwaukie, Councilor Position 3

Precinct	Blank Ballots Cast	Over Votes	Under Votes	Total Ballots Cast	Registered Voters	Percent Turnout	Scott N Barbur	Mark Gamba	Write-Ins	Totals
051	0	1	617	2,175	2,663	81.67%	654	893	10	1,557
052	1	0	635	2,182	2,669	81.75%	677	858	12	1,547
053	1	0	533	1,764	2,229	79.14%	595	625	11	1,231
054	0	0	551	1,892	2,248	84.16%	592	743	6	1,341
055	0	0	607	2,087	2,568	81.27%	798	673	9	1,480
<b>Totals:</b>	<b>2</b>	<b>1</b>	<b>2,943</b>	<b>10,100</b>	<b>12,377</b>		<b>3,316</b>	<b>3,792</b>	<b>48</b>	<b>7,156</b>

CERTIFIED COPY OF THE ORIGINAL  
SHERRY HALL, COUNTY CLERK

BY: 

**Canvass Report — Total Voters — Official**  
**Clackamas County, Oregon — General Election — November 06, 2012**  
 Page 81 of 174


11/20/2012 10:40 AM  
 Precincts Reporting 118 of 118 = 100.00%

Total Number of Voters: 191,126 of 229,236 = 83.38%

**City of Molalla, Mayor**

Precinct	Blank Ballots Cast	Over Votes	Under Votes	Total Ballots Cast	Registered Voters	Percent Turnout	Jim Needham	Debbie Rogge	Write-Ins	Totals
111	0	3	374	2,898	3,742	77.45%	1,188	1,300	33	2,521
<b>Totals:</b>	<b>0</b>	<b>3</b>	<b>374</b>	<b>2,898</b>	<b>3,742</b>		<b>1,188</b>	<b>1,300</b>	<b>33</b>	<b>2,521</b>

CERTIFIED COPY OF THE ORIGINAL  
 SHERRY HALL, COUNTY CLERK

BY: 

# Canvass Report — Total Voters — Official Clackamas County, Oregon — General Election — November 06, 2012

Page 82 of 174  
 11/20/2012 10:40 AM  
 Precincts Reporting 118 of 118 = 100.00%

Total Number of Voters: 191,126 of 229,236 = 83.38%

## City of Molalla, Councilor

Precinct	Blank Ballots Cast	Over Votes	Under Votes	Total Ballots Cast	Registered Voters	Percent Turnout	Dennis Wise	Shane Potter	Jimmy Thompson	Glen Boreth	Chris Cook	Jason Griswold	Write-Ins	Totals
111	0	6	2,834	2,898	3,742	77.45%	1,043	573	1,025	930	784	1,405	82	5,842
<b>Totals:</b>	<b>0</b>	<b>6</b>	<b>2,834</b>	<b>2,898</b>	<b>3,742</b>		<b>1,043</b>	<b>573</b>	<b>1,025</b>	<b>930</b>	<b>784</b>	<b>1,405</b>	<b>82</b>	<b>5,842</b>

CERTIFIED COPY OF THE ORIGINAL  
 SHERRY HALL, COUNTY CLERK

BY: *Sherry Hall*

**Canvass Report — Total Voters — Official**  
**Clackamas County, Oregon — General Election — November 06, 2012**  
 Page 83 of 174

11/20/2012 10:40 AM  
 Precincts Reporting 118 of 118 = 100.00%

Total Number of Voters: 191,126 of 229,236 = 83.38%

**City of Oregon City, Commissioner Position 2**

Precinct	Blank Ballots Cast	Over Votes	Under Votes	Total Ballots Cast	Registered Voters	Percent Turnout	Rocky Smith	Tim Powell	Write-Ins	Totals
001	1	0	600	3,137	3,778	83.03%	1,623	906	8	2,537
002	0	1	512	2,514	3,143	79.99%	1,228	765	8	2,001
003	0	1	337	1,869	2,346	79.67%	983	544	4	1,531
004	0	0	3	29	31	93.55%	18	8	0	26
005	1	3	633	2,829	3,634	77.85%	1,296	883	14	2,193
006	0	0	400	2,045	2,386	85.71%	950	691	4	1,645
007	2	0	453	2,247	2,805	80.11%	1,073	713	8	1,794
010	0	0	3	14	14	100.00%	8	3	0	11
<b>Totals:</b>	<b>4</b>	<b>5</b>	<b>2,941</b>	<b>14,684</b>	<b>18,137</b>		<b>7,179</b>	<b>4,513</b>	<b>46</b>	<b>11,738</b>

CERTIFIED COPY OF THE ORIGINAL  
 SHERY HALL, COUNTY CLERK

BY:

*Shery Hall*

# Canvass Report — Total Voters — Official Clackamas County, Oregon — General Election — November 06, 2012

11/20/2012 10:40 AM  
Precincts Reporting 118 of 118 = 100.00%

Page 84 of 174


Total Number of Voters: 191,126 of 229,236 = 83.38%

## City of Oregon City, Commissioner Position 3

Precinct	Blank Ballots Cast	Over Votes	Under Votes	Total Ballots Cast	Registered Voters	Percent Turnout	Carol Pauli	Michael Tristan Berman	Write-Ins	Totals
001	1	0	879	3,137	3,778	83.03%	1,313	938	7	2,258
002	0	0	660	2,514	3,143	79.99%	1,142	707	5	1,854
003	0	0	465	1,869	2,346	79.67%	865	529	10	1,404
004	0	0	5	29	31	93.55%	18	6	0	24
005	1	2	798	2,829	3,634	77.85%	1,251	762	16	2,029
006	0	0	566	2,045	2,386	85.71%	863	613	3	1,479
007	2	1	639	2,247	2,805	80.11%	962	633	12	1,607
010	0	0	5	14	14	100.00%	2	7	0	9
<b>Totals:</b>	<b>4</b>	<b>3</b>	<b>4,017</b>	<b>14,684</b>	<b>18,137</b>		<b>6,416</b>	<b>4,195</b>	<b>53</b>	<b>10,664</b>

CERTIFIED COPY OF THE ORIGINAL  
SHERRY HALL, COUNTY CLERK

BY:





**Canvass Report — Total Voters — Official**  
**Clackamas County, Oregon — General Election — November 06, 2012**  
 Page 85 of 174

11/20/2012 10:40 AM  
 Precincts Reporting 118 of 118 = 100.00%

Total Number of Voters: 191,126 of 229,236 = 83.38%

**City of Portland, Mayor**

Precinct	Blank Ballots Cast	Over Votes	Under Votes	Total Ballots Cast	Registered Voters	Percent Turnout	Jefferson Smith	Charlie Hales	Write-Ins	Totals
070	0	0	1	5	5	100.00%	0	4	0	4
071	0	0	8	147	160	91.88%	22	106	11	139
072	0	0	15	96	115	83.48%	29	46	6	81
073	0	0	26	138	186	74.19%	45	61	6	112
074	0	0	10	56	64	87.50%	11	30	5	46
104	0	0	0	3	4	75.00%	1	2	0	3
<b>Totals:</b>	<b>0</b>	<b>0</b>	<b>60</b>	<b>445</b>	<b>534</b>		<b>108</b>	<b>249</b>	<b>28</b>	<b>385</b>

CERTIFIED COPY OF THE ORIGINAL  
 SHERRY HALL, COUNTY CLERK

BY: *Sherry Hall*

# Canvass Report — Total Voters — Official Clackamas County, Oregon — General Election — November 06, 2012

11/20/2012 10:40 AM  
Precincts Reporting 118 of 118 = 100.00%

Page 86 of 174

Total Number of Voters: 191,126 of 229,236 = 83.38%

## City of Portland, Commissioner Position 1

Precinct	Blank Ballots Cast	Over Votes	Under Votes	Total Ballots Cast	Registered Voters	Percent Turnout	Mary Nolan	Amanda Fritz	Write-Ins	Totals
070	0	0	3	5	5	100.00%	0	2	0	2
071	0	0	21	147	160	91.88%	54	72	0	126
072	0	0	32	96	115	83.48%	32	31	1	64
073	0	0	28	138	186	74.19%	55	54	1	110
074	0	0	18	56	64	87.50%	22	16	0	38
104	0	0	0	3	4	75.00%	1	2	0	3
<b>Totals:</b>	<b>0</b>	<b>0</b>	<b>102</b>	<b>445</b>	<b>534</b>		<b>164</b>	<b>177</b>	<b>2</b>	<b>343</b>

CERTIFIED COPY OF THE ORIGINAL  
SHERREY HALL, COUNTY CLERK

BY:

*Sherrey Hall*

# Canvass Report — Total Voters — Official Clackamas County, Oregon — General Election — November 06, 2012

11/20/2012 10:40 AM  
Precincts Reporting 118 of 118 = 100.00%

Total Number of Voters: 191,126 of 229,236 = 83.38%

## City of Rivergrove, Councilor

Precinct	Blank Ballots Cast	Over Votes	Under Votes	Total Ballots Cast	Registered Voters	Percent Turnout	Arne Nyberg	David Dull	William (Bill) Tuttle	Write-Ins	Totals
281	0	0	218	225	247	91.09%	145	135	157	20	457
<b>Totals:</b>	<b>0</b>	<b>0</b>	<b>218</b>	<b>225</b>	<b>247</b>		<b>145</b>	<b>135</b>	<b>157</b>	<b>20</b>	<b>457</b>

CERTIFIED COPY OF THE ORIGINAL  
CHERRY HALL, COUNTY CLERK

SW:

*Sherry Hall*

# Canvass Report — Total Voters — Official Clackamas County, Oregon — General Election — November 06, 2012 Page 88 of 174

11/20/2012 10:40 AM  
Precincts Reporting 118 of 118 = 100.00%

Total Number of Voters: 191,126 of 229,236 = 83.38%

## City of Sandy, Mayor

Precinct	Blank Ballots Cast	Over Votes	Under Votes	Total Ballots Cast	Registered Voters	Percent Turnout	William King	Write-Ins	Totals
107	0	1	614	2,211	2,909	76.01%	1,493	103	1,596
108	0	0	433	1,839	2,335	78.76%	1,315	91	1,406
<b>Totals:</b>	<b>0</b>	<b>1</b>	<b>1,047</b>	<b>4,050</b>	<b>5,244</b>		<b>2,808</b>	<b>194</b>	<b>3,002</b>

CERTIFIED COPY OF THE ORIGINAL  
SHERRY HALL, COUNTY CLERK

BY: *Sherry Hall*

**Canvass Report — Total Voters — Official  
Clackamas County, Oregon — General Election — November 06, 2012**

11/20/2012 10:40 AM  
Precincts Reporting 118 of 118 = 100.00%

Total Number of Voters: 191,126 of 229,236 = 83.38%

**City of Sandy, Councilor Position 3**

Precinct	Blank Ballots Cast	Over Votes	Under Votes	Total Ballots Cast	Registered Voters	Percent Turnout	Jason Davis	Brian Adams	Kelly Allen	Write-Ins	Totals
107	0	1	662	2,211	2,909	76.01%	228	808	497	15	1,548
108	0	0	514	1,839	2,335	78.76%	161	752	404	8	1,325
<b>Totals:</b>	<b>0</b>	<b>1</b>	<b>1,176</b>	<b>4,050</b>	<b>5,244</b>		<b>389</b>	<b>1,560</b>	<b>901</b>	<b>23</b>	<b>2,873</b>

CERTIFIED COPY OF THE ORIGINAL  
SHERY HALL, COUNTY CLERK

SAC:

*Shery Hall*

# Canvass Report — Total Voters — Official Clackamas County, Oregon — General Election — November 06, 2012

11/20/2012 10:40 AM  
Precincts Reporting 118 of 118 = 100.00%

Total Number of Voters: 191,126 of 229,236 = 83.38%

## City of Sandy, Councilor Position 4

Precinct	Blank Ballots Cast	Over Votes	Under Votes	Total Ballots Cast	Registered Voters	Percent Turnout	Phillip Moyer	Grant Baker	Write-Ins	Totals
107	0	0	747	2,211	2,909	76.01%	534	911	19	1,464
108	0	0	597	1,839	2,335	78.76%	457	779	6	1,242
<b>Totals:</b>	<b>0</b>	<b>0</b>	<b>1,344</b>	<b>4,050</b>	<b>5,244</b>		<b>991</b>	<b>1,690</b>	<b>25</b>	<b>2,706</b>

CERTIFIED COPY OF THE ORIGINAL  
CHERRY HALL, COUNTY CLERK

EM:

*Cherry Hall*

**Canvass Report — Total Voters — Official**  
**Clackamas County, Oregon — General Election — November 06, 2012**  
 Page 91 of 174

11/20/2012 10:40 AM  
 Precincts Reporting 118 of 118 = 100.00%

Total Number of Voters: 191,126 of 229,236 = 83.38%

**City of Sandy, Councilor Position 6**

Precinct	Blank Ballots Cast	Over Votes	Under Votes	Total Ballots Cast	Registered Voters	Percent Turnout	Olga Gerberg	Write-Ins	Totals
107	0	0	930	2,211	2,909	76.01%	1,221	60	1,281
108	0	0	775	1,839	2,335	78.76%	1,033	31	1,064
<b>Totals:</b>	<b>0</b>	<b>0</b>	<b>1,705</b>	<b>4,050</b>	<b>5,244</b>		<b>2,254</b>	<b>91</b>	<b>2,345</b>

CERTIFIED COPY OF THE ORIGINAL  
 SHERRY HALL, COUNTY CLERK

BY:

*Sherry Hall*

# Canvass Report — Total Voters — Official Clackamas County, Oregon — General Election — November 06, 2012 Page 92 of 174

11/20/2012 10:40 AM  
 Precincts Reporting 118 of 118 = 100.00%

Total Number of Voters: 191,126 of 229,236 = 83.38%

## City of Tualatin, Council Position 2

Precinct	Blank Ballots Cast	Over Votes	Under Votes	Total Ballots Cast	Registered Voters	Percent Turnout	Monique Belkman	Jan Giunta	Write-Ins	Totals
251	0	0	2	2	3	66.67%	0	0	0	0
252	0	0	353	-1,675	1,897	88.30%	535	781	6	1,322
<b>Totals:</b>	<b>0</b>	<b>0</b>	<b>355</b>	<b>1,677</b>	<b>1,900</b>		<b>535</b>	<b>781</b>	<b>6</b>	<b>1,322</b>

CERTIFIED COPY OF THE ORIGINAL  
 SHERRY HALL, COUNTY CLERK

BY:

*Sherry Hall*



# Canvass Report — Total Voters — Official Clackamas County, Oregon — General Election — November 06, 2012

11/20/2012 10:40 AM  
Precincts Reporting 118 of 118 = 100.00%

Total Number of Voters: 191,126 of 229,236 = 83.38%

## City of Tualatin, Council Position 4

Precinct	Blank Ballots Cast	Over Votes	Under Votes	Total Ballots Cast	Registered Voters	Percent Turnout	Ed Truax	Write-Ins	Totals
251	0	0	2	2	3	66.67%	0	0	0
252	0	0	642	1,675	1,897	88.30%	1,001	32	1,033
<b>Totals:</b>	<b>0</b>	<b>0</b>	<b>644</b>	<b>1,677</b>	<b>1,900</b>		<b>1,001</b>	<b>32</b>	<b>1,033</b>

CERTIFIED COPY OF THE ORIGINAL  
SHERRY HALL, COUNTY CLERK

BY:

*Sherry Hall*

# Canvass Report — Total Voters — Official Clackamas County, Oregon — General Election — November 06, 2012 Page 94 of 174

11/20/2012 10:40 AM  
 Precincts Reporting 118 of 118 = 100.00%

Total Number of Voters: 191,126 of 229,236 = 83.38%

## City of Tualatin, Council Position 5

Precinct	Blank Ballots Cast	Over Votes	Under Votes	Total Ballots Cast	Registered Voters	Percent Turnout	Nancy Grimes	Write-Ins	Totals
251	0	0	2	2	3	66.67%	0	0	0
252	0	0	715	1,675	1,897	88.30%	939	21	960
<b>Totals:</b>	<b>0</b>	<b>0</b>	<b>717</b>	<b>1,677</b>	<b>1,900</b>		<b>939</b>	<b>21</b>	<b>960</b>

CERTIFIED COPY OF THE ORIGINAL  
 SHERRY HALL, COUNTY CLERK

BY:

*Sherry Hall*

# Canvass Report — Total Voters — Official Clackamas County, Oregon — General Election — November 06, 2012 Page 95 of 174

11/20/2012 10:40 AM  
Precincts Reporting 118 of 118 = 100.00%

Total Number of Voters: 191,126 of 229,236 = 83.38%

## City of Tualatin, Council Position 6

Precinct	Blank Ballots Cast	Over Votes	Under Votes	Total Ballots Cast	Registered Voters	Percent Turnout	Joelle Davis	Write-Ins	Totals
251	0	0	2	2	3	66.67%	0	0	0
252	0	0	716	1,675	1,897	88.30%	925	34	959
<b>Totals:</b>	<b>0</b>	<b>0</b>	<b>718</b>	<b>1,677</b>	<b>1,900</b>		<b>925</b>	<b>34</b>	<b>959</b>

CERTIFIED COPY OF THE ORIGINAL  
SHERRY HALL, COUNTY CLERK

BY: 

**Canvass Report — Total Voters — Official  
Clackamas County, Oregon — General Election — November 06, 2012**

11/20/2012 10:40 AM  
Precincts Reporting 118 of 118 = 100.00%

Page 96 of 174

Total Number of Voters: 191,126 of 229,236 = 83.38%

**City of West Linn, Mayor**

Precinct	Blank Ballots Cast	Over Votes	Under Votes	Total Ballots Cast	Registered Voters	Percent Turnout	John Kovash	Ron Le Blanc	Write-Ins	Totals
130	0	0	517	2,389	2,754	86.75%	1,316	529	27	1,872
131	0	1	528	2,450	2,857	85.75%	1,371	524	26	1,921
132	1	3	387	2,006	2,313	86.73%	1,143	445	28	1,616
133	0	0	592	3,248	3,725	87.19%	1,898	716	42	2,656
134	0	0	361	2,185	2,445	89.37%	1,174	605	45	1,824
135	0	1	458	2,395	2,722	87.99%	1,393	506	37	1,936
<b>Totals:</b>	<b>1</b>	<b>5</b>	<b>2,843</b>	<b>14,673</b>	<b>16,816</b>		<b>8,295</b>	<b>3,325</b>	<b>205</b>	<b>11,825</b>

CERTIFIED COPY OF THE ORIGINAL  
SHERRY HALL, COUNTY CLERK

BY:

*Sherry Hall*

# Canvass Report — Total Voters — Official Clackamas County, Oregon — General Election — November 06, 2012 Page 97 of 174

11/20/2012 10:40 AM  
Precincts Reporting 118 of 118 = 100.00%

Total Number of Voters: 191,126 of 229,236 = 83.38%

## City of West Linn, Councilor

Precinct	Blank Ballots Cast	Over Votes	Under Votes	Total Ballots Cast	Registered Voters	Percent Turnout	Thomas Frank	Jenni Tan	Write-Ins	Totals
130	0	0	2,293	2,389	2,754	86.75%	939	1,480	66	2,485
131	0	0	2,300	2,450	2,857	85.75%	998	1,559	43	2,600
132	1	0	1,853	2,006	2,313	86.73%	814	1,294	51	2,159
133	0	0	3,004	3,248	3,725	87.19%	1,288	2,107	97	3,492
134	0	0	1,973	2,185	2,445	89.37%	916	1,399	82	2,397
135	0	2	2,237	2,395	2,722	87.99%	905	1,586	58	2,549
<b>Totals:</b>	<b>1</b>	<b>2</b>	<b>13,660</b>	<b>14,673</b>	<b>16,816</b>		<b>5,860</b>	<b>9,425</b>	<b>397</b>	<b>15,682</b>

CERTIFIED COPY OF THE ORIGINAL  
SHERRY HALL COUNTY CLERK

BY:

*Sherry Hall*

# Canvass Report — Total Voters — Official Clackamas County, Oregon — General Election — November 06, 2012

11/20/2012 10:40 AM  
Precincts Reporting 118 of 118 = 100.00%

Total Number of Voters: 191,126 of 229,236 = 83.38%

## City of Wilsonville, Mayor

Precinct	Blank Ballots Cast	Over Votes	Under Votes	Total Ballots Cast	Registered Voters	Percent Turnout	Stanley Wallulis	Tim Knapp	Richard Goddard	Write-Ins	Totals
201	0	0	290	2,690	3,176	84.70%	117	1,134	1,140	9	2,400
202	1	0	552	3,815	4,534	84.14%	137	1,574	1,527	25	3,263
203	0	0	287	1,984	2,131	93.10%	77	1,061	557	2	1,697
<b>Totals:</b>	<b>1</b>	<b>0</b>	<b>1,129</b>	<b>8,489</b>	<b>9,841</b>		<b>331</b>	<b>3,769</b>	<b>3,224</b>	<b>36</b>	<b>7,360</b>

CERTIFIED COPY OF THE ORIGINAL  
SHERRY HALL, COUNTY CLERK

BY:

*Sherry Hall*

# Canvass Report — Total Voters — Official Clackamas County, Oregon — General Election — November 06, 2012

11/20/2012 10:40 AM  
Precincts Reporting 118 of 118 = 100.00%

Total Number of Voters: 191,126 of 229,236 = 83.38%

Page 99 of 174

## City of Wilsonville, Councilor

Precinct	Blank Ballots Cast	Over Votes	Under Votes	Total Ballots Cast	Registered Voters	Percent Turnout	Susie Stevens	Monica Keenan	Eric Postma	Julie Fitzgerald	Write-Ins	Totals
201	0	2	1,558	2,690	3,176	84.70%	899	880	1,026	991	22	3,818
202	1	0	2,670	3,815	4,534	84.14%	1,098	1,127	1,427	1,284	24	4,960
203	0	0	967	1,984	2,131	93.10%	1,238	317	469	974	3	3,001
<b>Totals:</b>	<b>1</b>	<b>2</b>	<b>5,195</b>	<b>8,489</b>	<b>9,841</b>		<b>3,235</b>	<b>2,324</b>	<b>2,922</b>	<b>3,249</b>	<b>49</b>	<b>11,779</b>

CERTIFIED COPY OF THE ORIGINAL  
SHERRY HALL, COUNTY CLERK

EM

*Sherry Hall*

**Canvass Report — Total Voters — Official  
Clackamas County, Oregon — General Election — November 06, 2012**

11/20/2012 10:40 AM  
Precincts Reporting 118 of 118 = 100.00%

Total Number of Voters: 191,126 of 229,236 = 83.38%

**Government Camp Road District, Commissioner**

Precinct	Blank Ballots Cast	Over Votes	Under Votes	Total Ballots Cast	Registered Voters	Percent Turnout	Hans Wipper	Ulla Brunette	Edward D Rogers Jr	Cornelia (Lia) Gunderson	Write-Ins	Totals
373	0	1	99	104	123	84.55%	38	55	58	36	23	210
<b>Totals:</b>	<b>0</b>	<b>1</b>	<b>99</b>	<b>104</b>	<b>123</b>		<b>38</b>	<b>55</b>	<b>58</b>	<b>36</b>	<b>23</b>	<b>210</b>

CERTIFIED COPY OF THE ORIGINAL  
SHERRY HALL, COUNTY CLERK

BY: Sherry Hall



# Canvass Report — Total Voters — Official Clackamas County, Oregon — General Election — November 06, 2012

11/20/2012 10:40 AM

Page 101 of 174

Total Number of Voters: 191,126 of 229,236 = 83.38%

Precincts Reporting 118 of 118 = 100.00%

## Clackamas County Soil & Water Conservation District, Director Position 1 At Large

Precinct	Blank Ballots Cast	Over Votes	Under Votes	Total Ballots Cast	Registered Voters	Percent Turnout	Earl Bowerman	Jan Lee	Write-Ins	Totals
001	1	1	1,201	3,137	3,778	83.03%	908	1,014	13	1,935
002	0	0	917	2,514	3,143	79.99%	762	816	19	1,597
003	0	0	678	1,869	2,346	79.67%	587	588	16	1,191
004	0	0	7	29	31	93.55%	11	11	0	22
005	1	1	1,039	2,829	3,634	77.85%	908	863	18	1,789
006	0	0	779	2,045	2,386	85.71%	666	598	2	1,266
007	2	0	849	2,247	2,805	80.11%	716	669	13	1,398
010	0	0	6	14	14	100.00%	2	6	0	8
031	0	0	672	1,745	2,228	78.32%	536	530	7	1,073
032	1	0	730	1,809	2,297	78.75%	536	538	5	1,079
033	0	1	785	1,938	2,272	85.30%	555	590	7	1,152
051	0	2	821	2,175	2,663	81.67%	566	775	11	1,352
052	1	0	824	2,182	2,669	81.75%	604	747	7	1,358
053	1	0	661	1,764	2,229	79.14%	498	599	6	1,103
054	0	0	728	1,892	2,248	84.16%	534	621	9	1,164
055	0	0	779	2,087	2,568	81.27%	581	712	15	1,308
070	0	0	5	5	5	100.00%	0	0	0	0
071	0	0	83	147	160	91.88%	24	40	0	64
072	0	0	50	96	115	83.48%	25	21	0	46
073	0	0	50	138	186	74.19%	42	46	0	88
074	0	0	19	56	64	87.50%	22	14	1	37
100	0	0	152	363	413	87.89%	113	98	0	211
101	0	1	1,227	2,940	3,621	81.19%	764	933	15	1,712
102	0	0	101	207	264	78.41%	50	55	1	106
103	0	1	1,112	2,489	2,944	84.54%	670	693	13	1,376
104	0	0	1	3	4	75.00%	0	2	0	2
105	0	0	360	863	1,001	86.21%	236	265	2	503
106	0	0	432	1,206	1,525	79.08%	402	365	7	774
107	0	0	904	2,211	2,909	76.01%	686	604	17	1,307
108	0	0	720	1,839	2,335	78.76%	583	527	9	1,119
111	0	2	1,051	2,898	3,742	77.45%	996	833	16	1,845
122	0	1	933	2,423	2,893	83.75%	729	740	20	1,489

CERTIFIED COPY OF THE ORIGINAL  
CHERRY HALL, COUNTY CLERK

BY: *Sherry Hall*

# Canvass Report — Total Voters — Official Clackamas County, Oregon — General Election — November 06, 2012 Page 102 of 174

11/20/2012 10:40 AM  
 Precincts Reporting 118 of 118 = 100.00%

Total Number of Voters: 191,126 of 229,236 = 83.38%

## Clackamas County Soil & Water Conservation District, Director Position 1 At Large

Precinct	Blank Ballots Cast	Over Votes	Under Votes	Total Ballots Cast	Registered Voters	Percent Turnout	Earl Bowerman	Jan Lee	Write-Ins	Totals
124	0	0	787	2,050	2,321	88.32%	666	590	7	1,263
125	0	1	1,005	2,734	3,286	83.20%	910	809	9	1,728
130	0	2	1,040	2,389	2,754	86.75%	647	691	9	1,347
131	0	0	1,067	2,450	2,857	85.75%	673	702	8	1,383
132	1	1	850	2,006	2,313	86.73%	543	598	14	1,155
133	0	1	1,350	3,248	3,725	87.19%	842	1,040	15	1,897
134	0	2	919	2,185	2,445	89.37%	558	698	8	1,264
135	0	2	1,075	2,395	2,722	87.99%	613	694	11	1,318
151	0	0	1,047	2,363	2,667	88.60%	631	676	9	1,316
152	0	0	1,181	2,626	2,931	89.59%	646	784	15	1,445
153	0	1	1,098	2,374	2,734	86.83%	585	677	13	1,275
154	0	0	301	658	731	90.01%	171	186	0	357
155	0	1	1,241	2,793	3,157	88.47%	714	826	11	1,551
156	0	0	1,366	2,971	3,298	90.08%	793	799	13	1,605
157	0	1	993	2,238	2,505	89.34%	614	622	8	1,244
158	0	2	722	1,709	1,956	87.37%	467	509	9	985
159	0	1	1,485	3,262	3,733	87.38%	881	882	13	1,776
160	0	0	183	377	416	90.63%	91	103	0	194
201	0	0	1,057	2,690	3,176	84.70%	783	840	10	1,633
202	1	0	1,569	3,815	4,534	84.14%	1,069	1,152	25	2,246
203	0	0	886	1,984	2,131	93.10%	546	546	6	1,098
251	0	0	2	2	3	66.67%	0	0	0	0
252	0	0	757	1,675	1,897	88.30%	472	439	7	918
280	0	0	484	1,190	1,370	86.86%	316	383	7	706
281	0	0	529	1,363	1,524	89.44%	375	452	7	834
282	0	0	157	414	499	82.97%	120	136	1	257
283	0	0	214	480	522	91.95%	120	140	6	266
320	1	0	480	1,111	1,258	88.31%	308	317	6	631
321	1	0	648	1,502	1,673	89.78%	458	387	9	854
322	0	0	466	1,072	1,188	90.24%	319	282	5	606
323	1	0	614	1,359	1,540	88.25%	369	371	5	745
330	0	1	1,055	2,555	3,003	85.08%	843	640	16	1,499

CERTIFIED COPY OF THE ORIGINAL  
 SHERIFF HALL, COUNTY CLERK

By: *[Signature]*

# Canvass Report — Total Voters — Official Clackamas County, Oregon — General Election — November 06, 2012 Page 103 of 174

11/20/2012 10:40 AM  
Precincts Reporting 118 of 118 = 100.00%

Total Number of Voters: 191,126 of 229,236 = 83.38%

## Clackamas County Soil & Water Conservation District, Director Position 1 At Large

Precinct	Blank Ballots Cast	Over Votes	Under Votes	Total Ballots Cast	Registered Voters	Percent Turnout	Earl Bowerman	Jan Leo	Write-ins	Totals
331	0	0	274	622	711	87.48%	188	160	0	348
332	0	0	109	239	270	88.52%	65	65	0	130
333	1	0	542	1,299	1,529	84.96%	401	346	10	757
350	0	1	576	1,501	1,825	82.25%	534	384	6	924
351	0	0	1,007	2,703	3,304	81.81%	946	733	17	1,696
352	0	1	605	1,687	2,027	83.23%	642	426	13	1,081
360	0	2	744	2,045	2,541	80.48%	679	611	9	1,299
361	0	0	27	62	86	72.09%	16	19	0	35
362	0	1	482	1,255	1,476	85.03%	417	354	1	772
363	0	0	169	449	573	78.36%	149	129	2	280
364	0	0	239	625	776	80.54%	186	195	5	386
370	0	2	856	2,088	2,566	81.37%	607	611	12	1,230
371	0	0	569	1,568	1,939	80.87%	529	457	13	999
372	0	0	312	796	974	81.72%	254	225	5	484
373	0	1	1,068	2,745	3,394	80.88%	790	866	20	1,676
400	1	0	557	1,280	1,522	84.10%	362	343	18	723
401	0	0	495	1,178	1,342	87.78%	354	323	6	683
402	0	0	511	1,241	1,464	84.77%	379	345	6	730
403	0	0	432	1,093	1,286	84.99%	353	303	5	661
404	0	3	872	2,208	2,699	81.81%	700	628	5	1,333
405	0	0	356	926	1,159	79.90%	317	251	2	570
406	0	2	263	735	900	81.67%	268	201	1	470
410	0	0	509	1,305	1,604	81.36%	347	445	4	796
411	1	0	1,025	2,538	3,062	82.89%	750	754	9	1,513
412	0	0	686	1,729	2,137	80.91%	522	514	7	1,043
413	0	0	527	1,575	2,142	73.53%	478	560	10	1,048
414	0	0	253	712	858	82.98%	227	230	2	459
415	0	0	80	181	214	84.58%	58	43	0	101
416	0	0	977	2,585	3,208	80.58%	759	841	8	1,608
417	0	0	15	39	45	86.67%	9	15	0	24
418	2	2	1,211	3,135	4,131	75.89%	892	1,012	18	1,922
419	0	1	266	670	811	82.61%	178	220	5	403

CERTIFIED COPY OF THE ORIGINAL  
CHERRY HALL, COUNTY CLERK

BY:

*Sherry Hall*

# Canvass Report — Total Voters — Official Clackamas County, Oregon — General Election — November 06, 2012 Page 104 of 174

11/20/2012 10:40 AM  
Precincts Reporting 118 of 118 = 100.00%

Total Number of Voters: 191,126 of 229,236 = 83.38%

## Clackamas County Soil & Water Conservation District, Director Position 1 At Large

Precinct	Blank Ballots Cast	Over Votes	Under Votes	Total Ballots Cast	Registered Voters	Percent Turnout	Earl Bowerman	Jan Lee	Write-Ins	Totals
420	0	0	163	518	710	72.96%	173	177	5	355
421	0	1	870	2,263	2,739	82.62%	629	752	11	1,392
422	0	0	932	2,931	3,959	74.03%	995	981	23	1,999
423	0	0	12	17	22	77.27%	4	1	0	5
500	0	3	1,078	2,869	3,457	82.99%	788	986	14	1,788
501	1	3	899	2,441	3,032	80.51%	683	849	7	1,539
502	0	1	1,147	3,112	3,784	82.24%	837	1,104	23	1,964
503	0	3	1,214	3,112	3,606	86.30%	845	1,030	20	1,895
504	0	0	589	1,815	2,311	78.54%	573	643	10	1,226
505	0	1	627	1,542	1,821	84.68%	384	520	10	914
506	0	0	733	2,095	2,657	78.85%	634	721	7	1,362
510	0	0	296	845	990	85.35%	281	260	8	549
511	0	0	809	2,089	2,450	85.27%	679	592	9	1,280
512	0	0	385	1,168	1,449	80.61%	395	386	2	783
513	0	1	680	1,866	2,178	85.67%	568	605	12	1,185
514	0	0	1,181	3,194	3,755	85.06%	987	1,009	17	2,013
515	0	0	356	893	1,062	84.09%	262	271	4	537
516	0	1	326	801	948	84.49%	246	224	4	474
517	0	0	696	1,779	2,104	84.55%	547	526	10	1,083
518	0	0	660	1,710	2,036	83.99%	554	484	12	1,050
519	0	0	285	694	826	84.02%	197	206	6	409
520	0	0	151	358	404	88.61%	115	88	4	207
<b>Totals:</b>	<b>18</b>	<b>56</b>	<b>76,007</b>	<b>191,126</b>	<b>229,236</b>		<b>56,187</b>	<b>57,908</b>	<b>968</b>	<b>115,063</b>

CERTIFIED COPY OF THE ORIGINAL  
SHERRY HALL, COUNTY CLERK

BY: *Sherry Hall*

# Canvass Report — Total Voters — Official Clackamas County, Oregon — General Election — November 06, 2012 Page 105 of 174

11/20/2012 10:40 AM  
Precincts Reporting 118 of 118 = 100.00%

Total Number of Voters: 191,126 of 229,236 = 83.38%

## Clackamas County Soil & Water Conservation District, Director Zone 1

Precinct	Blank Ballots Cast	Over Votes	Under Votes	Total Ballots Cast	Registered Voters	Percent Turnout	Jesse Nelson	Write-ins	Totals
001	1	0	1,486	3,137	3,778	83.03%	1,625	26	1,651
002	0	0	1,218	2,514	3,143	79.99%	1,273	23	1,296
003	0	0	856	1,869	2,346	79.67%	993	20	1,013
004	0	0	13	29	31	93.55%	15	1	16
005	1	0	1,245	2,829	3,634	77.85%	1,548	36	1,584
006	0	1	963	2,045	2,386	85.71%	1,072	9	1,081
007	2	0	1,013	2,247	2,805	80.11%	1,210	24	1,234
010	0	0	7	14	14	100.00%	7	0	7
031	0	0	839	1,745	2,228	78.32%	884	22	906
032	1	0	890	1,809	2,297	78.75%	910	9	919
033	0	0	970	1,938	2,272	85.30%	962	6	968
051	0	0	1,052	2,175	2,663	81.67%	1,095	28	1,123
052	1	0	1,064	2,182	2,669	81.75%	1,099	19	1,118
053	1	0	870	1,764	2,229	79.14%	876	18	894
054	0	0	963	1,892	2,248	84.16%	920	9	929
055	0	0	1,016	2,087	2,568	81.27%	1,038	33	1,071
070	0	0	4	5	5	100.00%	1	0	1
071	0	0	95	147	160	91.88%	52	0	52
072	0	0	63	96	115	83.48%	33	0	33
073	0	1	71	138	186	74.19%	64	2	66
074	0	0	29	56	64	87.50%	25	2	27
100	0	0	189	363	413	87.89%	173	1	174
101	0	0	1,418	2,940	3,621	81.19%	1,505	17	1,522
102	0	0	114	207	264	78.41%	93	0	93
103	0	0	1,308	2,489	2,944	84.54%	1,163	18	1,181
104	0	0	1	3	4	75.00%	2	0	2
105	0	0	410	863	1,001	86.21%	448	5	453
106	0	0	507	1,206	1,525	79.08%	681	18	699
107	0	0	1,048	2,211	2,909	76.01%	1,146	17	1,163
108	0	0	846	1,839	2,335	78.76%	980	13	993
111	0	0	1,263	2,898	3,742	77.45%	1,610	25	1,635
122	0	1	1,077	2,423	2,893	83.75%	1,322	23	1,345

CERTIFIED COPY OF THE ORIGINAL  
SHERRY HALL, COUNTY CLERK

BY: *Sherry Hall*

# Canvass Report — Total Voters — Official Clackamas County, Oregon — General Election — November 06, 2012 Page 106 of 174

11/20/2012 10:40 AM  
Precincts Reporting 118 of 118 = 100.00%

Total Number of Voters: 191,126 of 229,236 = 83.38%

## Clackamas County Soil & Water Conservation District, Director Zone 1

Precinct	Blank Ballots Cast	Over Votes	Under Votes	Total Ballots Cast	Registered Voters	Percent Turnout	Jesse Nelson	Write-Ins	Totals
----------	--------------------------	---------------	----------------	--------------------------	----------------------	--------------------	--------------	-----------	--------

124	0	0	956	2,050	2,321	88.32%	1,088	6	1,094
125	0	0	1,239	2,734	3,286	83.20%	1,479	16	1,495
130	0	0	1,215	2,389	2,754	86.75%	1,162	12	1,174
131	0	0	1,254	2,450	2,857	85.75%	1,186	10	1,196
132	1	0	1,011	2,006	2,313	86.73%	980	15	995
133	0	1	1,645	3,248	3,725	87.19%	1,582	20	1,602
134	0	0	1,115	2,185	2,445	89.37%	1,055	15	1,070
135	0	1	1,222	2,395	2,722	87.99%	1,160	12	1,172
151	0	0	1,287	2,363	2,667	88.60%	1,060	16	1,076
152	0	0	1,463	2,626	2,931	89.59%	1,140	23	1,163
153	0	0	1,255	2,374	2,734	86.83%	1,105	14	1,119
154	0	0	356	658	731	90.01%	302	0	302
155	0	0	1,502	2,793	3,157	88.47%	1,283	8	1,291
156	0	1	1,609	2,971	3,298	90.08%	1,345	16	1,361
157	0	0	1,182	2,238	2,505	89.34%	1,044	12	1,056
158	0	0	840	1,709	1,956	87.37%	854	15	869
159	0	1	1,749	3,262	3,733	87.38%	1,492	20	1,512
160	0	0	215	377	416	90.63%	161	1	162
201	0	0	1,209	2,690	3,176	84.70%	1,456	25	1,481
202	1	1	1,717	3,815	4,534	84.14%	2,061	36	2,097
203	0	0	1,020	1,984	2,131	93.10%	955	9	964
251	0	0	2	2	3	66.67%	0	0	0
252	0	0	855	1,675	1,897	88.30%	810	10	820
280	0	0	601	1,190	1,370	86.86%	580	9	589
281	0	0	660	1,363	1,524	89.44%	692	11	703
282	0	0	189	414	499	82.97%	221	4	225
283	0	0	274	480	522	91.95%	196	10	206
320	1	0	643	1,111	1,258	88.31%	458	10	468
321	1	1	820	1,502	1,673	89.78%	671	10	681
322	0	0	590	1,072	1,188	90.24%	471	11	482
323	1	0	797	1,359	1,540	88.25%	552	10	562
330	0	1	1,352	2,555	3,003	85.08%	1,177	25	1,202

CERTIFIED COPY OF THE ORIGINAL  
SHERRY HALL, COUNTY CLERK

ENG Sherry Hall

# Canvass Report — Total Voters — Official Clackamas County, Oregon — General Election — November 06, 2012 Page 107 of 174

11/20/2012 10:40 AM  
Precincts Reporting 118 of 118 = 100.00%

Total Number of Voters: 191,126 of 229,236 = 83.38%

## Clackamas County Soil & Water Conservation District, Director Zone 1

Precinct	Blank Ballots Cast	Over Votes	Under Votes	Total Ballots Cast	Registered Voters	Percent Turnout	Jesse Nelson	Write-Ins	Totals
----------	--------------------	------------	-------------	--------------------	-------------------	-----------------	--------------	-----------	--------

CERTIFIED COPY OF THE ORIGINAL  
SHERY HALL, COUNTY CLERK

BY: *Shery Hall*

331	0	0	336	622	711	87.48%	284	2	286
332	0	0	135	239	270	88.52%	103	1	104
333	1	0	690	1,299	1,529	84.96%	602	7	609
350	0	1	820	1,501	1,825	82.25%	662	18	680
351	0	0	1,381	2,703	3,304	81.81%	1,293	29	1,322
352	0	1	847	1,687	2,027	83.23%	824	15	839
360	0	0	1,016	2,045	2,541	80.48%	1,003	26	1,029
361	0	0	31	62	86	72.09%	31	0	31
362	0	1	635	1,255	1,476	85.03%	612	7	619
363	0	0	228	449	573	78.36%	218	3	221
364	0	0	331	625	776	80.54%	286	8	294
370	0	1	1,147	2,088	2,566	81.37%	921	19	940
371	0	0	774	1,568	1,939	80.87%	778	16	794
372	0	0	421	796	974	81.72%	364	11	375
373	0	0	1,374	2,745	3,394	80.88%	1,339	32	1,371
400	1	0	690	1,280	1,522	84.10%	575	15	590
401	0	0	614	1,178	1,342	87.78%	560	4	564
402	0	0	677	1,241	1,464	84.77%	551	13	564
403	0	0	574	1,093	1,286	84.99%	516	3	519
404	0	3	1,111	2,208	2,699	81.81%	1,079	15	1,094
405	0	0	460	926	1,159	79.90%	463	3	466
406	0	1	352	735	900	81.67%	377	5	382
410	0	0	637	1,305	1,604	81.36%	661	7	668
411	1	0	1,231	2,538	3,062	82.89%	1,296	11	1,307
412	0	0	827	1,729	2,137	80.91%	890	12	902
413	0	0	656	1,575	2,142	73.53%	906	13	919
414	0	0	330	712	858	82.98%	372	10	382
415	0	0	109	181	214	84.58%	71	1	72
416	0	0	1,199	2,585	3,208	80.58%	1,372	14	1,386
417	0	0	21	39	45	86.67%	17	1	18
418	2	0	1,464	3,135	4,131	75.89%	1,648	23	1,671
419	0	1	361	670	811	82.61%	302	6	308

# Canvass Report — Total Voters — Official Clackamas County, Oregon — General Election — November 06, 2012 Page 108 of 174

11/20/2012 10:40 AM  
Precincts Reporting 118 of 118 = 100.00%

Total Number of Voters: 191,126 of 229,236 = 83.38%

## Clackamas County Soil & Water Conservation District, Director Zone 1

Precinct	Blank Ballots Cast	Over Votes	Under Votes	Total Ballots Cast	Registered Voters	Percent Turnout	Jesse Nelson	Write-Ins	Totals
420	0	0	205	518	710	72.96%	308	5	313
421	0	0	1,109	2,263	2,739	82.62%	1,137	17	1,154
422	0	0	1,263	2,931	3,959	74.03%	1,632	36	1,668
423	0	0	14	17	22	77.27%	3	0	3
500	0	2	1,356	2,869	3,457	82.99%	1,484	27	1,511
501	1	1	1,123	2,441	3,032	80.51%	1,297	20	1,317
502	0	1	1,514	3,112	3,784	82.24%	1,564	33	1,597
503	0	3	1,555	3,112	3,606	86.30%	1,520	34	1,554
504	0	0	773	1,815	2,311	78.54%	1,018	24	1,042
505	0	1	802	1,542	1,821	84.68%	728	11	739
506	0	0	923	2,095	2,657	78.85%	1,157	15	1,172
510	0	0	418	845	990	85.35%	417	10	427
511	0	0	1,070	2,089	2,450	85.27%	1,001	18	1,019
512	0	1	513	1,168	1,449	80.61%	645	9	654
513	0	0	950	1,866	2,178	85.67%	896	20	916
514	0	0	1,686	3,194	3,755	85.06%	1,469	39	1,508
515	0	0	475	893	1,062	84.09%	413	5	418
516	0	1	439	801	948	84.49%	356	5	361
517	0	0	940	1,779	2,104	84.55%	822	17	839
518	0	0	918	1,710	2,036	83.99%	776	16	792
519	0	0	374	694	826	84.02%	310	10	320
520	0	0	200	358	404	88.61%	153	5	158
<b>Totals:</b>	<b>18</b>	<b>29</b>	<b>94,851</b>	<b>191,126</b>	<b>229,236</b>		<b>94,685</b>	<b>1,561</b>	<b>96,246</b>

CERTIFIED COPY OF THE ORIGINAL  
SHERRY HALL, COUNTY CLERK

BY: *Sherry Hall*



# Canvass Report — Total Voters — Official Clackamas County, Oregon — General Election — November 06, 2012 Page 109 of 174

11/20/2012 10:40 AM  
Precincts Reporting 118 of 118 = 100.00%

Total Number of Voters: 191,126 of 229,236 = 83.38%

## Clackamas County Soil & Water Conservation District, Director Zone 2

Precinct	Blank Ballots Cast	Over Votes	Under Votes	Total Ballots Cast	Registered Voters	Percent Turnout	Ron Obery	Write-Ins	Totals
----------	--------------------	------------	-------------	--------------------	-------------------	-----------------	-----------	-----------	--------

001	1	0	1,475	3,137	3,778	83.03%	1,640	22	1,662
002	0	0	1,194	2,514	3,143	79.99%	1,295	25	1,320
003	0	0	857	1,869	2,346	79.67%	993	19	1,012
004	0	0	13	29	31	93.55%	15	1	16
005	1	0	1,247	2,829	3,634	77.85%	1,548	34	1,582
006	0	0	964	2,045	2,386	85.71%	1,071	10	1,081
007	2	0	991	2,247	2,805	80.11%	1,232	24	1,256
010	0	0	7	14	14	100.00%	7	0	7
031	0	0	834	1,745	2,228	78.32%	894	17	911
032	1	0	880	1,809	2,297	78.75%	921	8	929
033	0	0	960	1,938	2,272	85.30%	970	8	978
051	0	0	1,048	2,175	2,663	81.67%	1,102	25	1,127
052	1	0	1,059	2,182	2,669	81.75%	1,103	20	1,123
053	1	0	860	1,764	2,229	79.14%	888	16	904
054	0	1	957	1,892	2,248	84.16%	925	9	934
055	0	0	1,013	2,087	2,568	81.27%	1,042	32	1,074
070	0	0	4	5	5	100.00%	1	0	1
071	0	0	93	147	160	91.88%	54	0	54
072	0	0	62	96	115	83.48%	34	0	34
073	0	0	69	138	186	74.19%	66	3	69
074	0	0	30	56	64	87.50%	24	2	26
100	0	0	188	363	413	87.89%	174	1	175
101	0	0	1,408	2,940	3,621	81.19%	1,520	12	1,532
102	0	0	113	207	264	78.41%	94	0	94
103	0	0	1,301	2,489	2,944	84.54%	1,170	18	1,188
104	0	0	0	3	4	75.00%	3	0	3
105	0	0	407	863	1,001	86.21%	451	5	456
106	0	0	510	1,206	1,525	79.08%	681	15	696
107	0	0	1,040	2,211	2,909	76.01%	1,155	16	1,171
108	0	0	852	1,839	2,335	78.76%	977	10	987
111	0	0	1,256	2,898	3,742	77.45%	1,616	26	1,642
122	0	1	1,059	2,423	2,893	83.75%	1,340	23	1,363

CERTIFIED COPY OF THE ORIGINAL  
CHERRY HALL COUNTY CLERK

500 *Cherry Hall*

# Canvass Report — Total Voters — Official Clackamas County, Oregon — General Election — November 06, 2012 Page 110 of 174

11/20/2012 10:40 AM

Precincts Reporting 118 of 118 = 100.00%

Total Number of Voters: 191,126 of 229,236 = 83.38%

## Clackamas County Soil & Water Conservation District, Director Zone 2

Precinct	Blank Ballots Cast	Over Votes	Under Votes	Total Ballots Cast	Registered Voters	Percent Turnout	Ron Oberg	Write-Ins	Totals
----------	--------------------------	---------------	----------------	--------------------------	----------------------	--------------------	-----------	-----------	--------

CERTIFIED COPY OF THE ORIGINAL  
SHERRY HALL, COUNTY CLERK

Sherry Hall

124	0	0	942	2,050	2,321	88.32%	1,101	7	1,108
125	0	0	1,223	2,734	3,286	83.20%	1,497	14	1,511
130	0	0	1,215	2,389	2,754	86.75%	1,162	12	1,174
131	0	0	1,251	2,450	2,857	85.75%	1,187	12	1,199
132	1	0	1,000	2,006	2,313	86.73%	990	16	1,006
133	0	0	1,626	3,248	3,725	87.19%	1,603	19	1,622
134	0	0	1,114	2,185	2,445	89.37%	1,055	16	1,071
135	0	0	1,212	2,395	2,722	87.99%	1,171	12	1,183
151	0	0	1,285	2,363	2,667	88.60%	1,064	14	1,078
152	0	0	1,459	2,626	2,931	89.59%	1,149	18	1,167
153	0	0	1,251	2,374	2,734	86.83%	1,106	17	1,123
154	0	0	356	658	731	90.01%	302	0	302
155	0	1	1,498	2,793	3,157	88.47%	1,284	10	1,294
156	0	3	1,610	2,971	3,298	90.08%	1,340	18	1,358
157	0	0	1,176	2,238	2,505	89.34%	1,050	12	1,062
158	0	0	848	1,709	1,956	87.37%	849	12	861
159	0	1	1,753	3,262	3,733	87.38%	1,487	21	1,508
160	0	0	215	377	416	90.63%	160	2	162
201	0	0	1,198	2,690	3,176	84.70%	1,469	23	1,492
202	1	1	1,717	3,815	4,534	84.14%	2,066	31	2,097
203	0	0	1,005	1,984	2,131	93.10%	974	5	979
251	0	0	2	2	3	66.67%	0	0	0
252	0	0	853	1,675	1,897	88.30%	811	11	822
280	0	0	598	1,190	1,370	86.86%	580	12	592
281	0	0	646	1,363	1,524	89.44%	704	13	717
282	0	0	189	414	499	82.97%	220	5	225
283	0	0	269	480	522	91.95%	201	10	211
320	1	0	629	1,111	1,258	88.31%	473	9	482
321	1	1	813	1,502	1,673	89.78%	674	14	688
322	0	0	587	1,072	1,188	90.24%	479	6	485
323	1	0	792	1,359	1,540	88.25%	559	8	567
330	0	0	1,320	2,555	3,003	85.08%	1,210	25	1,235

# Canvass Report — Total Voters — Official Clackamas County, Oregon — General Election — November 06, 2012 Page 111 of 174

11/20/2012 10:40 AM

Precincts Reporting 118 of 118 = 100.00%

Total Number of Voters: 191,126 of 229,236 = 83.38%

## Clackamas County Soil & Water Conservation District, Director Zone 2

Precinct	Blank Ballots Cast	Over Votes	Under Votes	Total Ballots Cast	Registered Voters	Percent Turnout	Ron Oberg	Write-ins	Totals
----------	--------------------------	---------------	----------------	--------------------------	----------------------	--------------------	-----------	-----------	--------

CERTIFIED COPY OF THE ORIGINAL  
 CHERRY HALL, COUNTY CLERK

*Sherry Hall*

331	0	0	335	622	711	87.48%	286	1	287
332	0	0	133	239	270	88.52%	105	1	106
333	1	0	677	1,299	1,529	84.96%	614	8	622
350	0	1	809	1,501	1,825	82.25%	672	19	691
351	0	0	1,378	2,703	3,304	81.81%	1,301	24	1,325
352	0	0	848	1,687	2,027	83.23%	821	18	839
360	0	0	1,013	2,045	2,541	80.48%	1,007	25	1,032
361	0	0	31	62	86	72.09%	31	0	31
362	0	0	633	1,255	1,476	85.03%	613	9	622
363	0	0	229	449	573	78.36%	217	3	220
364	0	0	328	625	776	80.54%	289	8	297
370	0	1	1,135	2,088	2,566	81.37%	933	19	952
371	0	0	770	1,568	1,939	80.87%	782	16	798
372	0	0	416	796	974	81.72%	369	11	380
373	0	0	1,367	2,745	3,394	80.88%	1,345	33	1,378
400	1	0	683	1,280	1,522	84.10%	581	16	597
401	0	0	610	1,178	1,342	87.78%	562	6	568
402	0	0	671	1,241	1,464	84.77%	558	12	570
403	0	0	574	1,093	1,286	84.99%	513	6	519
404	0	2	1,126	2,208	2,699	81.81%	1,070	10	1,080
405	0	0	454	926	1,159	79.90%	467	5	472
406	0	1	351	735	900	81.67%	377	6	383
410	0	1	625	1,305	1,604	81.36%	673	6	679
411	1	0	1,224	2,538	3,062	82.89%	1,303	11	1,314
412	0	0	822	1,729	2,137	80.91%	896	11	907
413	0	0	643	1,575	2,142	73.53%	918	14	932
414	0	0	321	712	858	82.98%	381	10	391
415	0	0	108	181	214	84.58%	72	1	73
416	0	0	1,190	2,585	3,208	80.58%	1,381	14	1,395
417	0	0	21	39	45	86.67%	17	1	18
418	2	0	1,457	3,135	4,131	75.89%	1,651	27	1,678
419	0	1	361	670	811	82.61%	300	8	308

# Canvass Report — Total Voters — Official Clackamas County, Oregon — General Election — November 06, 2012 Page 112 of 174

11/20/2012 10:40 AM  
Precincts Reporting 118 of 118 = 100.00%

Total Number of Voters: 191,126 of 229,236 = 83.38%

## Clackamas County Soil & Water Conservation District, Director Zone 2

Precinct	Blank Ballots Cast	Over Votes	Under Votes	Total Ballots Cast	Registered Voters	Percent Turnout	Ron Oberg	Write-ins	Totals
420	0	0	201	518	710	72.96%	311	6	317
421	0	0	1,079	2,263	2,739	82.62%	1,168	16	1,184
422	0	0	1,244	2,931	3,959	74.03%	1,643	44	1,687
423	0	0	14	17	22	77.27%	3	0	3
500	0	2	1,343	2,869	3,457	82.99%	1,499	25	1,524
501	1	1	1,110	2,441	3,032	80.51%	1,310	20	1,330
502	0	1	1,503	3,112	3,784	82.24%	1,579	29	1,608
503	0	2	1,536	3,112	3,606	86.30%	1,540	34	1,574
504	0	0	764	1,815	2,311	78.54%	1,029	22	1,051
505	0	1	791	1,542	1,821	84.68%	741	9	750
506	0	0	908	2,095	2,657	78.85%	1,176	11	1,187
510	0	0	417	845	990	85.35%	422	6	428
511	0	0	1,055	2,089	2,450	85.27%	1,018	16	1,034
512	0	0	498	1,168	1,449	80.61%	663	7	670
513	0	0	933	1,866	2,178	85.67%	916	17	933
514	0	0	1,661	3,194	3,755	85.06%	1,495	38	1,533
515	0	0	464	893	1,062	84.09%	421	8	429
516	0	1	441	801	948	84.49%	357	2	359
517	0	0	924	1,779	2,104	84.55%	838	17	855
518	0	0	899	1,710	2,036	83.99%	795	16	811
519	0	0	359	694	826	84.02%	322	13	335
520	0	0	191	358	404	88.61%	160	7	167
<b>Totals:</b>	<b>18</b>	<b>24</b>	<b>94,081</b>	<b>191,126</b>	<b>229,236</b>		<b>95,494</b>	<b>1,527</b>	<b>97,021</b>

CERTIFIED COPY OF THE ORIGINAL  
SHERRY HALL, COUNTY CLERK

BY: *Sherry Hall*

# Canvass Report — Total Voters — Official Clackamas County, Oregon — General Election — November 06, 2012

11/20/2012 10:40 AM  
Precincts Reporting 118 of 118 = 100.00%

Page 113 of 174

Total Number of Voters: 191,126 of 229,236 = 83.38%

## Clackamas County Soil & Water Conservation District, Director Zone 3

Precinct	Blank Ballots Cast	Over Votes	Under Votes	Total Ballots Cast	Registered Voters	Percent Turnout	No Candidate Filed	Write-Ins	Totals
----------	--------------------------	---------------	----------------	--------------------------	----------------------	--------------------	-----------------------	-----------	--------

001	1	0	2,901	3,137	3,778	83.03%	0	236	236
002	0	0	2,272	2,514	3,143	79.99%	0	242	242
003	0	0	1,732	1,869	2,346	79.67%	0	137	137
004	0	0	23	29	31	93.55%	0	6	6
005	1	0	2,592	2,829	3,634	77.85%	0	237	237
006	0	0	1,913	2,045	2,386	85.71%	0	132	132
007	2	0	2,067	2,247	2,805	80.11%	0	180	180
010	0	0	13	14	14	100.00%	0	1	1
031	0	0	1,590	1,745	2,228	78.32%	0	155	155
032	1	0	1,683	1,809	2,297	78.75%	0	126	126
033	0	0	1,794	1,938	2,272	85.30%	0	144	144
051	0	0	1,967	2,175	2,663	81.67%	0	208	208
052	1	0	1,984	2,182	2,669	81.75%	0	198	198
053	1	0	1,602	1,764	2,229	79.14%	0	162	162
054	0	0	1,740	1,892	2,248	84.16%	0	152	152
055	0	0	1,926	2,087	2,568	81.27%	0	161	161
070	0	0	5	5	5	100.00%	0	0	0
071	0	0	136	147	160	91.88%	0	11	11
072	0	0	88	96	115	83.48%	0	8	8
073	0	0	124	138	186	74.19%	0	14	14
074	0	0	49	56	64	87.50%	0	7	7
100	0	0	351	363	413	87.89%	0	12	12
101	0	0	2,746	2,940	3,621	81.19%	0	194	194
102	0	0	197	207	264	78.41%	0	10	10
103	0	0	2,336	2,489	2,944	84.54%	0	153	153
104	0	0	3	3	4	75.00%	0	0	0
105	0	0	804	863	1,001	86.21%	0	59	59
106	0	0	1,103	1,206	1,525	79.08%	0	103	103
107	0	0	2,041	2,211	2,909	76.01%	0	170	170
108	0	0	1,695	1,839	2,335	78.76%	0	144	144
111	0	0	2,656	2,898	3,742	77.45%	0	242	242
122	0	0	2,236	2,423	2,893	83.75%	0	187	187

CERTIFIED COPY OF THE ORIGINAL  
CHERRY HALL, COUNTY CLERK

SNO: *Sherry Hall*

# Canvass Report — Total Voters — Official Clackamas County, Oregon — General Election — November 06, 2012

11/20/2012 10:40 AM

Page 114 of 174

Precincts Reporting 118 of 118 = 100.00%

Total Number of Voters: 191,126 of 229,236 = 83.38%

## Clackamas County Soil & Water Conservation District, Director Zone 3

Precinct	Blank Ballots Cast	Over Votes	Under Votes	Total Ballots Cast	Registered Voters	Percent Turnout	No Candidate Filed	Write-Ins	Totals
----------	--------------------------	---------------	----------------	--------------------------	----------------------	--------------------	-----------------------	-----------	--------

124	0	0	1,918	2,050	2,321	88.32%	0	132	132
125	0	0	2,583	2,734	3,286	83.20%	0	151	151
130	0	0	2,240	2,389	2,754	86.75%	0	149	149
131	0	0	2,294	2,450	2,857	85.75%	0	156	156
132	1	0	1,865	2,006	2,313	86.73%	0	141	141
133	0	0	3,003	3,248	3,725	87.19%	0	245	245
134	0	0	2,041	2,185	2,445	89.37%	0	144	144
135	0	0	2,242	2,395	2,722	87.99%	0	153	153
151	0	0	2,241	2,363	2,667	88.60%	0	122	122
152	0	0	2,485	2,626	2,931	89.59%	0	141	141
153	0	0	2,245	2,374	2,734	86.83%	0	129	129
154	0	0	631	658	731	90.01%	0	27	27
155	0	0	2,657	2,793	3,157	88.47%	0	136	136
156	0	0	2,790	2,971	3,298	90.08%	0	181	181
157	0	0	2,113	2,238	2,505	89.34%	0	125	125
158	0	0	1,590	1,709	1,956	87.37%	0	119	119
159	0	0	3,066	3,262	3,733	87.38%	0	196	196
160	0	0	352	377	416	90.63%	0	25	25
201	0	0	2,453	2,690	3,176	84.70%	0	237	237
202	1	0	3,496	3,815	4,534	84.14%	0	319	319
203	0	0	1,914	1,984	2,131	93.10%	0	70	70
251	0	0	2	2	3	66.67%	0	0	0
252	0	0	1,567	1,675	1,897	88.30%	0	108	108
280	0	0	1,116	1,190	1,370	86.86%	0	74	74
281	0	0	1,269	1,363	1,524	89.44%	0	94	94
282	0	0	390	414	499	82.97%	0	24	24
283	0	0	450	480	522	91.95%	0	30	30
320	1	0	1,060	1,111	1,258	88.31%	0	51	51
321	1	0	1,402	1,502	1,673	89.78%	0	100	100
322	0	0	1,004	1,072	1,188	90.24%	0	68	68
323	1	0	1,267	1,359	1,540	88.25%	0	92	92
330	0	0	2,372	2,555	3,003	85.08%	0	183	183

CERTIFIED COPY OF THE ORIGINAL  
 CHERRY HALL, COUNTY CLERK

BY:

*[Signature]*

# Canvass Report — Total Voters — Official Clackamas County, Oregon — General Election — November 06, 2012

11/20/2012 10:40 AM  
Precincts Reporting 118 of 118 = 100.00%

Page 115 of 174

Total Number of Voters: 191,126 of 229,236 = 83.38%

## Clackamas County Soil & Water Conservation District, Director Zone 3

Precinct	Blank Ballots Cast	Over Voters	Under Voters	Total Ballots Cast	Registered Voters	Percent Turnout	No Candidate Filed	Write-Ins	Totals
----------	--------------------------	----------------	-----------------	--------------------------	----------------------	--------------------	-----------------------	-----------	--------

CERTIFIED COPY OF THE ORIGINAL  
CHERRY HALL COUNTY CLERK

By: 

331	0	0	598	622	711	87.48%	0	24	24
332	0	0	225	239	270	88.52%	0	14	14
333	1	0	1,218	1,299	1,529	84.96%	0	81	81
350	0	0	1,390	1,501	1,825	82.25%	0	111	111
351	0	0	2,503	2,703	3,304	81.81%	0	200	200
352	0	0	1,545	1,687	2,027	83.23%	0	142	142
360	0	0	1,880	2,045	2,541	80.48%	0	165	165
361	0	0	61	62	86	72.09%	0	1	1
362	0	0	1,176	1,255	1,476	85.03%	0	79	79
363	0	0	424	449	573	78.36%	0	25	25
364	0	0	579	625	776	80.54%	0	46	46
370	0	0	1,961	2,088	2,566	81.37%	0	127	127
371	0	0	1,450	1,568	1,939	80.87%	0	118	118
372	0	0	740	796	974	81.72%	0	56	56
373	0	0	2,520	2,745	3,394	80.88%	0	225	225
400	1	0	1,189	1,280	1,522	84.10%	0	91	91
401	0	0	1,104	1,178	1,342	87.78%	0	74	74
402	0	0	1,154	1,241	1,464	84.77%	0	87	87
403	0	0	1,025	1,093	1,286	84.99%	0	68	68
404	0	0	2,076	2,208	2,699	81.81%	0	132	132
405	0	0	854	926	1,159	79.90%	0	72	72
406	0	0	680	735	900	81.67%	0	55	55
410	0	0	1,207	1,305	1,604	81.36%	0	98	98
411	1	0	2,373	2,538	3,062	82.89%	0	165	165
412	0	0	1,605	1,729	2,137	80.91%	0	124	124
413	0	0	1,423	1,575	2,142	73.53%	0	152	152
414	0	0	637	712	858	82.98%	0	75	75
415	0	0	170	181	214	84.58%	0	11	11
416	0	0	2,393	2,585	3,208	80.58%	0	192	192
417	0	0	36	39	45	86.67%	0	3	3
418	2	0	2,890	3,135	4,131	75.89%	0	245	245
419	0	0	622	670	811	82.61%	0	48	48

# Canvass Report — Total Voters — Official Clackamas County, Oregon — General Election — November 06, 2012

11/20/2012 10:40 AM

Precincts Reporting 118 of 118 = 100.00%

Page 116 of 174

Total Number of Voters: 191,126 of 229,236 = 83.38%

## Clackamas County Soil & Water Conservation District, Director Zone 3

Precinct	Blank Ballots Cast	Over Votes	Under Votes	Total Ballots Cast	Registered Voters	Percent Turnout	No Candidate Filed	Write-Ins	Totals
420	0	0	463	518	710	72.96%	0	55	55
421	0	0	2,117	2,263	2,739	82.62%	0	146	146
422	0	0	2,660	2,931	3,959	74.03%	0	271	271
423	0	0	17	17	22	77.27%	0	0	0
500	0	0	2,645	2,869	3,457	82.99%	0	224	224
501	1	0	2,265	2,441	3,032	80.51%	0	176	176
502	0	0	2,876	3,112	3,784	82.24%	0	236	236
503	0	0	2,852	3,112	3,606	86.30%	0	260	260
504	0	0	1,641	1,815	2,311	78.54%	0	174	174
505	0	0	1,429	1,542	1,821	84.68%	0	113	113
506	0	0	1,906	2,095	2,657	78.85%	0	189	189
510	0	0	800	845	990	85.35%	0	45	45
511	0	0	1,971	2,089	2,450	85.27%	0	118	118
512	0	0	1,071	1,168	1,449	80.61%	0	97	97
513	0	0	1,732	1,866	2,178	85.67%	0	134	134
514	0	0	2,988	3,194	3,755	85.06%	0	206	206
515	0	0	837	893	1,062	84.09%	0	56	56
516	0	0	748	801	948	84.49%	0	53	53
517	0	0	1,650	1,779	2,104	84.55%	0	129	129
518	0	0	1,590	1,710	2,036	83.99%	0	120	120
519	0	0	622	694	826	84.02%	0	72	72
520	0	0	326	358	404	88.61%	0	32	32
<b>Totals:</b>	<b>18</b>	<b>0</b>	<b>177,401</b>	<b>191,126</b>	<b>229,236</b>		<b>0</b>	<b>13,725</b>	<b>13,725</b>

CERTIFIED COPY OF THE ORIGINAL  
 SHERRY HALL, COUNTY CLERK

BY: *Sherry Hall*



# Canvass Report — Total Voters — Official Clackamas County, Oregon — General Election — November 06, 2012 Page 117 of 174

11/20/2012 10:40 AM  
Precincts Reporting 118 of 118 = 100.00%

Total Number of Voters: 191,126 of 229,236 = 83.38%

## 77 Amends Constitution: Governor may declare "catastrophic disaster"; requires legislative session

Precinct	Blank Ballots Cast	Over Votes	Under Votes	Total Ballots Cast	Registered Voters	Percent Turnout	YES	NO	Totals
001	1	2	288	3,137	3,778	83.03%	1,597	1,250	2,847
002	0	1	215	2,514	3,143	79.99%	1,266	1,032	2,298
003	0	0	168	1,869	2,346	79.67%	919	782	1,701
004	0	0	0	29	31	93.55%	13	16	29
005	1	0	269	2,829	3,634	77.85%	1,394	1,166	2,560
006	0	0	149	2,045	2,386	85.71%	1,049	847	1,896
007	2	1	217	2,247	2,805	80.11%	1,036	993	2,029
010	0	0	2	14	14	100.00%	7	5	12
031	0	1	147	1,745	2,228	78.32%	854	743	1,597
032	1	0	211	1,809	2,297	78.75%	882	716	1,598
033	0	0	155	1,938	2,272	85.30%	1,017	766	1,783
051	0	0	221	2,175	2,663	81.67%	1,249	705	1,954
052	1	0	191	2,182	2,669	81.75%	1,139	852	1,991
053	1	1	173	1,764	2,229	79.14%	920	670	1,590
054	0	1	184	1,892	2,248	84.16%	1,062	645	1,707
055	0	1	200	2,087	2,568	81.27%	1,059	827	1,886
070	0	0	0	5	5	100.00%	1	4	5
071	0	0	11	147	160	91.88%	100	36	136
072	0	0	14	96	115	83.48%	50	32	82
073	0	0	12	138	186	74.19%	63	63	126
074	0	0	5	56	64	87.50%	26	25	51
100	0	1	31	363	413	87.89%	181	150	331
101	0	1	296	2,940	3,621	81.19%	1,477	1,166	2,643
102	0	0	29	207	264	78.41%	110	68	178
103	0	0	230	2,489	2,944	84.54%	1,276	983	2,259
104	0	0	0	3	4	75.00%	2	1	3
105	0	0	77	863	1,001	86.21%	438	348	786
106	0	2	90	1,206	1,525	79.08%	520	594	1,114
107	0	1	207	2,211	2,909	76.01%	1,072	931	2,003
108	0	0	159	1,839	2,335	78.76%	871	809	1,680
111	0	2	231	2,898	3,742	77.45%	1,297	1,368	2,665
122	0	1	196	2,423	2,893	83.75%	1,196	1,030	2,226

CERTIFIED COPY OF THE ORIGINAL  
CHERRY HALL, COUNTY CLERK

BY: *Sherry Hall*

# Canvass Report — Total Voters — Official Clackamas County, Oregon — General Election — November 06, 2012 Page 118 of 174

11/20/2012 10:40 AM

Precincts Reporting 118 of 118 = 100.00%

Total Number of Voters: 191,126 of 229,236 = 83.38%

## 77 Amends Constitution: Governor may declare "catastrophic disaster"; requires legislative session

Precinct	Blank Ballots Cast	Over Votes	Under Votes	Total Ballots Cast	Registered Voters	Percent Turnout	YES	NO	Totals
124	0	0	167	2,050	2,321	88.32%	1,033	850	1,883
125	0	0	253	2,734	3,286	83.20%	1,371	1,110	2,481
130	0	0	238	2,389	2,754	86.75%	1,236	915	2,151
131	0	0	249	2,450	2,857	85.75%	1,315	886	2,201
132	1	0	178	2,006	2,313	86.73%	1,078	750	1,828
133	0	2	318	3,248	3,725	87.19%	1,821	1,107	2,928
134	0	0	172	2,185	2,445	89.37%	1,260	753	2,013
135	0	1	205	2,395	2,722	87.99%	1,380	809	2,189
151	0	0	208	2,363	2,667	88.60%	1,412	743	2,155
152	0	0	286	2,626	2,931	89.59%	1,536	804	2,340
153	0	0	246	2,374	2,734	86.83%	1,402	726	2,128
154	0	0	90	658	731	90.01%	355	213	568
155	0	1	270	2,793	3,157	88.47%	1,622	900	2,522
156	0	0	314	2,971	3,298	90.08%	1,634	1,023	2,657
157	0	3	202	2,238	2,505	89.34%	1,286	747	2,033
158	0	1	150	1,709	1,956	87.37%	987	571	1,558
159	0	0	346	3,262	3,733	87.38%	1,875	1,041	2,916
160	0	0	41	377	416	90.63%	206	130	336
201	0	2	269	2,690	3,176	84.70%	1,375	1,044	2,419
202	1	0	341	3,815	4,534	84.14%	2,042	1,432	3,474
203	0	0	193	1,984	2,131	93.10%	1,077	714	1,791
251	0	0	0	2	3	66.67%	1	1	2
252	0	0	157	1,675	1,897	88.30%	933	585	1,518
280	0	0	111	1,190	1,370	86.86%	675	404	1,079
281	0	0	116	1,363	1,524	89.44%	800	447	1,247
282	0	0	34	414	499	82.97%	231	149	380
283	0	0	46	480	522	91.95%	270	164	434
320	1	0	96	1,111	1,258	88.31%	613	402	1,015
321	1	0	142	1,502	1,673	89.78%	693	667	1,360
322	0	0	93	1,072	1,188	90.24%	525	454	979
323	1	0	112	1,359	1,540	88.25%	703	544	1,247
330	0	0	195	2,555	3,003	85.08%	1,102	1,258	2,360

CERTIFIED COPY OF THE ORIGINAL  
CLACKAMAS COUNTY CLERK

BY: *Sherry Hall*

# Canvass Report — Total Voters — Official Clackamas County, Oregon — General Election — November 06, 2012 Page 119 of 174

11/20/2012 10:40 AM  
Precincts Reporting 118 of 118 = 100.00%

Total Number of Voters: 191,126 of 229,236 = 83.38%

## 77 Amends Constitution: Governor may declare "catastrophic disaster"; requires legislative session

Precinct	Blank Ballots Cast	Over Votes	Under Votes	Total Ballots Cast	Registered Voters	Percent Turnout	YES	NO	Totals
----------	--------------------	------------	-------------	--------------------	-------------------	-----------------	-----	----	--------

331	0	0	65	622	711	87.48%	288	269	557
332	0	1	18	239	270	88.52%	101	119	220
333	1	0	115	1,299	1,529	84.96%	597	587	1,184
350	0	0	113	1,501	1,825	82.25%	625	763	1,388
351	0	0	194	2,703	3,304	81.81%	1,066	1,443	2,509
352	0	0	117	1,687	2,027	83.23%	643	927	1,570
360	0	1	156	2,045	2,541	80.48%	842	1,046	1,888
361	0	0	4	62	86	72.09%	25	33	58
362	0	0	108	1,255	1,476	85.03%	549	598	1,147
363	0	0	31	449	573	78.36%	202	216	418
364	0	0	62	625	776	80.54%	267	296	563
370	0	0	167	2,088	2,566	81.37%	981	940	1,921
371	0	0	116	1,568	1,939	80.87%	730	722	1,452
372	0	0	62	796	974	81.72%	343	391	734
373	0	1	207	2,745	3,394	80.88%	1,462	1,075	2,537
400	1	1	138	1,280	1,522	84.10%	644	497	1,141
401	0	0	108	1,178	1,342	87.78%	585	485	1,070
402	0	0	99	1,241	1,464	84.77%	587	555	1,142
403	0	1	79	1,093	1,286	84.99%	547	466	1,013
404	0	1	187	2,208	2,699	81.81%	957	1,063	2,020
405	0	0	77	926	1,159	79.90%	408	441	849
406	0	0	52	735	900	81.67%	301	382	683
410	0	0	133	1,305	1,604	81.36%	684	488	1,172
411	1	0	244	2,538	3,062	82.89%	1,295	999	2,294
412	0	0	133	1,729	2,137	80.91%	892	704	1,596
413	0	0	145	1,575	2,142	73.53%	768	662	1,430
414	0	0	56	712	858	82.98%	319	337	656
415	0	0	18	181	214	84.58%	91	72	163
416	0	1	240	2,585	3,208	80.58%	1,354	990	2,344
417	0	0	3	39	45	86.67%	17	19	36
418	2	0	347	3,135	4,131	75.89%	1,631	1,157	2,788
419	0	0	56	670	811	82.61%	337	277	614

CERTIFIED COPY OF THE ORIGINAL  
SHERRY HALL, COUNTY CLERK

BY: *Sherry Hall*

# Canvass Report — Total Voters — Official Clackamas County, Oregon — General Election — November 06, 2012

11/20/2012 10:40 AM  
Precincts Reporting 118 of 118 = 100.00%

Total Number of Voters: 191,126 of 229,236 = 83.38%

## 77 Amends Constitution: Governor may declare "catastrophic disaster"; requires legislative session

Precinct	Blank Ballots Cast	Over Votes	Under Votes	Total Ballots Cast	Registered Voters	Percent Turnout	YES	NO	Totals
420	0	0	41	518	710	72.96%	279	198	477
421	0	0	227	2,263	2,739	82.62%	1,145	891	2,036
422	0	0	225	2,931	3,959	74.03%	1,531	1,175	2,706
423	0	0	5	17	22	77.27%	3	9	12
500	0	1	276	2,869	3,457	82.99%	1,548	1,044	2,592
501	1	0	218	2,441	3,032	80.51%	1,399	824	2,223
502	0	3	268	3,112	3,784	82.24%	1,630	1,211	2,841
503	0	1	243	3,112	3,606	86.30%	1,651	1,217	2,868
504	0	0	148	1,815	2,311	78.54%	944	723	1,667
505	0	3	151	1,542	1,821	84.68%	756	632	1,388
506	0	0	171	2,095	2,657	78.85%	1,004	920	1,924
510	0	0	61	845	990	85.35%	392	392	784
511	0	0	133	2,089	2,450	85.27%	970	986	1,956
512	0	0	104	1,168	1,449	80.61%	542	522	1,064
513	0	0	127	1,866	2,178	85.67%	946	793	1,739
514	0	1	246	3,194	3,755	85.06%	1,542	1,405	2,947
515	0	0	83	893	1,062	84.09%	425	385	810
516	0	1	43	801	948	84.49%	350	407	757
517	0	0	150	1,779	2,104	84.55%	764	865	1,629
518	0	0	134	1,710	2,036	83.99%	725	851	1,576
519	0	1	50	694	826	84.02%	375	268	643
520	0	0	23	358	404	88.61%	164	171	335
<b>Totals:</b>	<b>18</b>	<b>44</b>	<b>16,993</b>	<b>191,126</b>	<b>229,236</b>		<b>97,215</b>	<b>76,874</b>	<b>174,089</b>

CERTIFIED COPY OF THE ORIGINAL  
SHERRY HALL, COUNTY CLERK

Sherry Hall

# Canvass Report — Total Voters — Official Clackamas County, Oregon — General Election — November 06, 2012

11/20/2012 10:40 AM  
Precincts Reporting 118 of 118 = 100.00%

Page 121 of 174

Total Number of Voters: 191,126 of 229,236 = 83.38%

## 78 Amends Constitution: Changes constitutional language describing governmental system

Precinct	Blank Ballots Cast	Over Votes	Under Votes	Total Ballots Cast	Registered Voters	Percent Turnout	YES	NO	Totals
001	1	0	321	3,137	3,778	83.03%	1,967	849	2,816
002	0	0	235	2,514	3,143	79.99%	1,602	677	2,279
003	0	0	168	1,869	2,346	79.67%	1,156	545	1,701
004	0	0	0	29	31	93.55%	18	11	29
005	1	1	298	2,829	3,634	77.85%	1,693	837	2,530
006	0	0	180	2,045	2,386	85.71%	1,306	559	1,865
007	2	0	238	2,247	2,805	80.11%	1,376	633	2,009
010	0	0	2	14	14	100.00%	8	4	12
031	0	1	179	1,745	2,228	78.32%	1,040	525	1,565
032	1	0	216	1,809	2,297	78.75%	1,102	491	1,593
033	0	0	181	1,938	2,272	85.30%	1,282	475	1,757
051	0	0	228	2,175	2,663	81.67%	1,465	482	1,947
052	1	0	210	2,182	2,669	81.75%	1,420	552	1,972
053	1	0	162	1,764	2,229	79.14%	1,109	493	1,602
054	0	0	207	1,892	2,248	84.16%	1,286	399	1,685
055	0	1	223	2,087	2,568	81.27%	1,277	586	1,863
070	0	0	2	5	5	100.00%	1	2	3
071	0	0	11	147	160	91.88%	115	21	136
072	0	0	17	96	115	83.48%	57	22	79
073	0	0	16	138	186	74.19%	84	38	122
074	0	0	5	56	64	87.50%	40	11	51
100	0	1	43	363	413	87.89%	233	86	319
101	0	0	330	2,940	3,621	81.19%	1,910	700	2,610
102	0	0	26	207	264	78.41%	139	42	181
103	0	0	271	2,489	2,944	84.54%	1,679	539	2,218
104	0	0	0	3	4	75.00%	2	1	3
105	0	0	81	863	1,001	86.21%	600	182	782
106	0	1	109	1,206	1,525	79.08%	640	456	1,096
107	0	1	235	2,211	2,909	76.01%	1,278	697	1,975
108	0	0	188	1,839	2,335	78.76%	1,046	605	1,651
111	0	4	275	2,898	3,742	77.45%	1,592	1,027	2,619
122	0	0	218	2,423	2,893	83.75%	1,517	688	2,205

CERTIFIED COPY OF THE ORIGINAL  
CLACKAMAS COUNTY CLERK

*Handwritten signature*

# Canvass Report — Total Voters — Official Clackamas County, Oregon — General Election — November 06, 2012

11/20/2012 10:40 AM  
Precincts Reporting 118 of 118 = 100.00%

Page 122 of 174

Total Number of Voters: 191,126 of 229,236 = 83.38%

## 78 Amends Constitution: Changes constitutional language describing governmental system

Precinct	Blank Ballots Cast	Over Votes	Under Votes	Total Ballots Cast	Registered Voters	Percent Turnout	Yes	No	Totals
124	0	1	186	2,050	2,321	88.32%	1,351	512	1,863
125	0	0	293	2,734	3,286	83.20%	1,673	768	2,441
130	0	0	238	2,389	2,754	86.75%	1,657	494	2,151
131	0	0	257	2,450	2,857	85.75%	1,706	487	2,193
132	1	0	195	2,006	2,313	86.73%	1,392	419	1,811
133	0	1	312	3,248	3,725	87.19%	2,344	591	2,935
134	0	1	184	2,185	2,445	89.37%	1,636	364	2,000
135	0	0	212	2,395	2,722	87.99%	1,790	393	2,183
151	0	0	195	2,363	2,667	88.60%	1,820	348	2,168
152	0	0	280	2,626	2,931	89.59%	1,931	415	2,346
153	0	0	257	2,374	2,734	86.83%	1,773	344	2,117
154	0	0	88	658	731	90.01%	466	104	570
155	0	1	277	2,793	3,157	88.47%	2,093	422	2,515
156	0	0	312	2,971	3,298	90.08%	2,143	516	2,659
157	0	1	207	2,238	2,505	89.34%	1,675	355	2,030
158	0	0	161	1,709	1,956	87.37%	1,245	303	1,548
159	0	0	330	3,262	3,733	87.38%	2,415	517	2,932
160	0	0	38	377	416	90.63%	265	74	339
201	0	0	292	2,690	3,176	84.70%	1,840	558	2,398
202	1	1	354	3,815	4,534	84.14%	2,606	854	3,460
203	0	0	188	1,984	2,131	93.10%	1,460	336	1,796
251	0	0	0	2	3	66.67%	2	0	2
252	0	0	154	1,675	1,897	88.30%	1,216	305	1,521
280	0	0	116	1,190	1,370	86.86%	858	216	1,074
281	0	1	125	1,363	1,524	89.44%	979	258	1,237
282	0	0	32	414	499	82.97%	296	86	382
283	0	0	35	480	522	91.95%	377	68	445
320	1	0	105	1,111	1,258	88.31%	801	205	1,006
321	1	0	153	1,502	1,673	89.78%	1,031	318	1,349
322	0	1	102	1,072	1,188	90.24%	754	215	969
323	1	0	115	1,359	1,540	88.25%	911	333	1,244
330	0	0	226	2,555	3,003	85.08%	1,485	844	2,329

CERTIFIED COPY OF THE ORIGINAL  
CHERRY HALL, COUNTY CLERK

*Sherry Hall*

# Canvass Report — Total Voters — Official Clackamas County, Oregon — General Election — November 06, 2012

11/20/2012 10:40 AM  
Precincts Reporting 118 of 118 = 100.00%

Total Number of Voters: 191,126 of 229,236 = 83.38%

## 78 Amends Constitution: Changes constitutional language describing governmental system

Precinct	Blank Ballots Cast	Over Votes	Under Votes	Total Ballots Cast	Registered Voters	Percent Turnout	YES	NO	Totals
----------	--------------------------	---------------	----------------	--------------------------	----------------------	--------------------	-----	----	--------

331	0	0	79	622	711	87.48%	389	154	543
332	0	0	23	239	270	88.52%	156	60	216
333	1	0	121	1,299	1,529	84.96%	769	409	1,178
334	0	0	128	1,501	1,825	82.25%	836	537	1,373
335	0	0	222	2,703	3,304	81.81%	1,509	971	2,480
336	0	0	137	1,687	2,027	83.23%	869	681	1,550
337	0	0	162	2,045	2,541	80.48%	1,136	747	1,883
338	0	0	4	62	86	72.09%	38	20	58
339	0	1	125	1,255	1,476	85.03%	709	420	1,129
340	0	0	37	449	573	78.36%	238	174	412
341	0	0	64	625	776	80.54%	351	210	561
342	0	0	189	2,088	2,566	81.37%	1,276	623	1,899
343	0	0	127	1,568	1,939	80.87%	960	481	1,441
344	0	0	79	796	974	81.72%	452	265	717
345	0	0	260	2,745	3,394	80.88%	1,750	735	2,485
346	1	0	133	1,280	1,522	84.10%	840	307	1,147
347	0	0	126	1,178	1,342	87.78%	742	310	1,052
348	0	0	105	1,241	1,464	84.77%	812	324	1,136
349	0	1	80	1,093	1,286	84.99%	702	310	1,012
350	0	1	207	2,208	2,699	81.81%	1,290	710	2,000
351	0	0	82	926	1,159	79.90%	540	304	844
352	0	0	61	735	900	81.67%	421	253	674
353	0	0	135	1,305	1,604	81.36%	854	316	1,170
354	1	0	257	2,538	3,062	82.89%	1,617	664	2,281
355	0	0	147	1,729	2,137	80.91%	1,111	471	1,582
356	0	1	155	1,575	2,142	73.53%	941	478	1,419
357	0	0	51	712	858	82.98%	430	231	661
358	0	0	13	181	214	84.58%	129	39	168
359	0	0	242	2,585	3,208	80.58%	1,737	606	2,343
360	0	0	3	39	45	86.67%	21	15	36
361	2	0	356	3,135	4,131	75.89%	1,960	819	2,779
362	0	0	81	670	811	82.61%	414	175	589

CERTIFIED COPY OF THE ORIGINAL  
CLACKAMAS COUNTY CLERK

*Sherry Hall*

# Canvass Report — Total Voters — Official Clackamas County, Oregon — General Election — November 06, 2012

11/20/2012 10:40 AM  
Precincts Reporting 118 of 118 = 100.00%

Total Number of Voters: 191,126 of 229,236 = 83.38%

## 78 Amends Constitution: Changes constitutional language describing governmental system

Precinct	Blank Ballots Cast	Over Votes	Under Votes	Total Ballots Cast	Registered Voters	Percent Turnout	YES	NO	Totals
420	0	0	38	518	710	72.96%	322	158	480
421	0	0	229	2,263	2,739	82.62%	1,440	594	2,034
422	0	0	270	2,931	3,959	74.03%	1,741	920	2,661
423	0	0	6	17	22	77.27%	6	5	11
500	0	1	273	2,869	3,457	82.99%	1,858	737	2,595
501	1	0	236	2,441	3,032	80.51%	1,642	563	2,205
502	0	0	318	3,112	3,784	82.24%	1,980	814	2,794
503	0	1	290	3,112	3,606	86.30%	2,045	776	2,821
504	0	1	152	1,815	2,311	78.54%	1,108	554	1,662
505	0	2	165	1,542	1,821	84.68%	940	435	1,375
506	0	1	198	2,095	2,657	78.85%	1,253	643	1,896
510	0	0	62	845	990	85.35%	545	238	783
511	0	0	156	2,089	2,450	85.27%	1,303	630	1,933
512	0	0	118	1,168	1,449	80.61%	665	385	1,050
513	0	2	154	1,866	2,178	85.67%	1,229	481	1,710
514	0	1	287	3,194	3,755	85.06%	1,965	941	2,906
515	0	0	91	893	1,062	84.09%	562	240	802
516	0	0	54	801	948	84.49%	487	260	747
517	0	2	165	1,779	2,104	84.55%	1,059	553	1,612
518	0	0	149	1,710	2,036	83.99%	984	577	1,561
519	0	0	64	694	826	84.02%	451	179	630
520	0	0	29	358	404	88.61%	219	110	329
<b>Totals:</b>	<b>18</b>	<b>34</b>	<b>18,389</b>	<b>191,126</b>	<b>229,236</b>		<b>123,834</b>	<b>48,869</b>	<b>172,703</b>

CERTIFIED COPY OF THE ORIGINAL  
SHERIFF HALL, COUNTY CLERK

Sgt. *Sherry Hall*



# Canvass Report — Total Voters — Official Clackamas County, Oregon — General Election — November 06, 2012 Page 125 of 174

11/20/2012 10:40 AM  
Precincts Reporting 118 of 118 = 100.00%

Total Number of Voters: 191,126 of 229,236 = 83.38%

## 79 Amends Constitution: Prohibits real estate transfer taxes, fees, other assessments

Precinct	Blank Ballots Cast	Over Votes	Under Votes	Total Ballots Cast	Registered Voters	Percent Turnout	YES	NO	Totals
----------	--------------------	------------	-------------	--------------------	-------------------	-----------------	-----	----	--------

001	1	9	242	3,137	3,778	83.03%	1,799	1,087	2,886
002	0	1	165	2,514	3,143	79.99%	1,467	881	2,348
003	0	4	136	1,869	2,346	79.67%	1,063	666	1,729
004	0	0	0	29	31	93.55%	20	9	29
005	1	4	220	2,829	3,634	77.85%	1,652	953	2,605
006	0	4	117	2,045	2,386	85.71%	1,307	617	1,924
007	2	2	186	2,247	2,805	80.11%	1,362	697	2,059
010	0	0	1	14	14	100.00%	9	4	13
031	0	2	150	1,745	2,228	78.32%	975	618	1,593
032	1	1	182	1,809	2,297	78.75%	942	684	1,626
033	0	1	148	1,938	2,272	85.30%	1,117	672	1,789
051	0	2	222	2,175	2,663	81.67%	1,006	945	1,951
052	1	3	166	2,182	2,669	81.75%	1,143	870	2,013
053	1	0	134	1,764	2,229	79.14%	948	682	1,630
054	0	0	167	1,892	2,248	84.16%	964	761	1,725
055	0	3	166	2,087	2,568	81.27%	1,161	757	1,918
070	0	0	0	5	5	100.00%	4	1	5
071	0	1	11	147	160	91.88%	56	79	135
072	0	1	12	96	115	83.48%	35	48	83
073	0	0	6	138	186	74.19%	79	53	132
074	0	0	5	56	64	87.50%	28	23	51
100	0	0	25	363	413	87.89%	238	100	338
101	0	1	256	2,940	3,621	81.19%	1,794	889	2,683
102	0	0	27	207	264	78.41%	127	53	180
103	0	2	170	2,489	2,944	84.54%	1,556	761	2,317
104	0	0	0	3	4	75.00%	2	1	3
105	0	1	72	863	1,001	86.21%	539	251	790
106	0	3	82	1,206	1,525	79.08%	713	408	1,121
107	0	1	169	2,211	2,909	76.01%	1,389	652	2,041
108	0	1	137	1,839	2,335	78.76%	1,125	576	1,701
111	0	5	181	2,898	3,742	77.45%	1,921	791	2,712
122	0	1	176	2,423	2,893	83.75%	1,515	731	2,246

CERTIFIED COPY OF THE ORIGINAL  
SHERIFF HALL, COUNTY CLERK

BY: *Sherry Hall*

# Canvass Report — Total Voters — Official Clackamas County, Oregon — General Election — November 06, 2012

11/20/2012 10:40 AM  
Precincts Reporting 118 of 118 = 100.00%

Page 126 of 174

Total Number of Voters: 191,126 of 229,236 = 83.38%

## 79 Amends Constitution: Prohibits real estate transfer taxes, fees, other assessments

Precinct	Blank Ballots Cast	Over Votes	Under Votes	Total Ballots Cast	Registered Voters	Percent Turnout	Yes	No	Totals
----------	--------------------	------------	-------------	--------------------	-------------------	-----------------	-----	----	--------

124	0	1	137	2,050	2,321	88.32%	1,268	644	1,912
125	0	2	224	2,734	3,286	83.20%	1,647	861	2,508
130	0	0	196	2,389	2,754	86.75%	1,425	768	2,193
131	0	1	222	2,450	2,857	85.75%	1,396	831	2,227
132	1	2	176	2,006	2,313	86.73%	1,058	770	1,828
133	0	5	271	3,248	3,725	87.19%	1,712	1,260	2,972
134	0	1	137	2,185	2,445	89.37%	1,129	918	2,047
135	0	1	195	2,395	2,722	87.99%	1,232	967	2,199
151	0	1	193	2,363	2,667	88.60%	1,066	1,103	2,169
152	0	4	236	2,626	2,931	89.59%	1,230	1,156	2,386
153	0	1	217	2,374	2,734	86.83%	1,173	983	2,156
154	0	0	98	658	731	90.01%	306	254	560
155	0	1	232	2,793	3,157	88.47%	1,429	1,131	2,560
156	0	2	301	2,971	3,298	90.08%	1,588	1,080	2,668
157	0	4	168	2,238	2,505	89.34%	1,213	853	2,066
158	0	3	138	1,709	1,956	87.37%	931	637	1,568
159	0	0	310	3,262	3,733	87.38%	1,544	1,408	2,952
160	0	0	44	377	416	90.63%	207	126	333
201	0	3	211	2,690	3,176	84.70%	1,531	945	2,476
202	1	3	327	3,815	4,534	84.14%	2,161	1,324	3,485
203	0	2	165	1,984	2,131	93.10%	1,165	652	1,817
251	0	0	0	2	3	66.67%	2	0	2
252	0	2	134	1,675	1,897	88.30%	955	584	1,539
280	0	1	101	1,190	1,370	86.86%	626	462	1,088
281	0	2	114	1,363	1,524	89.44%	703	544	1,247
282	0	1	22	414	499	82.97%	218	173	391
283	0	0	34	480	522	91.95%	280	166	446
320	1	0	91	1,111	1,258	88.31%	648	372	1,020
321	1	0	104	1,502	1,673	89.78%	1,001	397	1,398
322	0	2	63	1,072	1,188	90.24%	688	319	1,007
323	1	0	71	1,359	1,540	88.25%	870	418	1,288
330	0	2	155	2,555	3,003	85.08%	1,706	692	2,398

CERTIFIED COPY OF THE ORIGINAL  
SHERY HALL, COUNTY CLERK

BY: *Shery Hall*

# Canvass Report — Total Voters — Official Clackamas County, Oregon — General Election — November 06, 2012

11/20/2012 10:40 AM  
Precincts Reporting 118 of 118 = 100.00%

Page 127 of 174

Total Number of Voters: 191,126 of 229,236 = 83.38%

## 79 Amends Constitution: Prohibits real estate transfer taxes, fees, other assessments

Precinct	Blank Ballots Cast	Over Votes	Under Votes	Total Ballots Cast	Registered Voters	Percent Turnout	YES	NO	Totals
----------	--------------------	------------	-------------	--------------------	-------------------	-----------------	-----	----	--------

331	0	0	56	622	711	87.48%	396	170	566
332	0	1	12	239	270	88.52%	166	60	226
333	1	0	81	1,299	1,529	84.96%	887	331	1,218
350	0	1	82	1,501	1,825	82.25%	1,034	384	1,418
351	0	3	136	2,703	3,304	81.81%	1,872	692	2,564
352	0	0	92	1,687	2,027	83.23%	1,180	415	1,595
360	0	2	118	2,045	2,541	80.48%	1,384	541	1,925
361	0	0	5	62	86	72.09%	36	21	57
362	0	1	88	1,255	1,476	85.03%	795	371	1,166
363	0	0	24	449	573	78.36%	289	136	425
364	0	0	46	625	776	80.54%	389	190	579
370	0	1	120	2,088	2,566	81.37%	1,359	608	1,967
371	0	2	85	1,568	1,939	80.87%	1,061	420	1,481
372	0	0	48	796	974	81.72%	539	209	748
373	0	3	198	2,745	3,394	80.88%	1,667	877	2,544
400	1	2	87	1,280	1,522	84.10%	850	341	1,191
401	0	1	79	1,178	1,342	87.78%	741	357	1,098
402	0	0	66	1,241	1,464	84.77%	809	366	1,175
403	0	2	62	1,093	1,286	84.99%	701	328	1,029
404	0	4	100	2,208	2,699	81.81%	1,527	577	2,104
405	0	2	58	926	1,159	79.90%	642	224	866
406	0	1	36	735	900	81.67%	501	197	698
410	0	0	119	1,305	1,604	81.36%	729	457	1,186
411	1	1	201	2,538	3,062	82.89%	1,523	813	2,336
412	0	2	94	1,729	2,137	80.91%	1,134	499	1,633
413	0	1	134	1,575	2,142	73.53%	937	503	1,440
414	0	0	35	712	858	82.98%	462	215	677
415	0	0	17	181	214	84.58%	115	49	164
416	0	1	187	2,585	3,208	80.58%	1,558	839	2,397
417	0	0	3	39	45	86.67%	21	15	36
418	2	0	320	3,135	4,131	75.89%	1,736	1,079	2,815
419	0	0	58	670	811	82.61%	375	237	612

CERTIFIED COPY OF THE ORIGINAL  
SHERRY HALL, COUNTY CLERK

BY: *Sherry Hall*

# Canvass Report — Total Voters — Official Clackamas County, Oregon — General Election — November 06, 2012 Page 128 of 174

11/20/2012 10:40 AM  
 Precincts Reporting 118 of 118 = 100.00%

Total Number of Voters: 191,126 of 229,236 = 83.38%

## 79 Amends Constitution: Prohibits real estate transfer taxes, fees, other assessments

Precinct	Blank Ballots Cast	Over Votes	Under Votes	Total Ballots Cast	Registered Voters	Percent Turnout	YES	NO	Totals
420	0	0	30	518	710	72.96%	265	223	488
421	0	2	179	2,263	2,739	82.62%	1,230	852	2,082
422	0	3	221	2,931	3,959	74.03%	1,616	1,091	2,707
423	0	0	1	17	22	77.27%	14	2	16
500	0	4	230	2,869	3,457	82.99%	1,583	1,052	2,635
501	1	1	214	2,441	3,032	80.51%	1,114	1,112	2,226
502	0	2	216	3,112	3,784	82.24%	1,657	1,237	2,894
503	0	1	223	3,112	3,606	86.30%	1,787	1,101	2,888
504	0	0	128	1,815	2,311	78.54%	1,042	645	1,687
505	0	0	117	1,542	1,821	84.68%	885	540	1,425
506	0	4	134	2,095	2,657	78.85%	1,217	740	1,957
510	0	0	37	845	990	85.35%	543	265	808
511	0	1	101	2,089	2,450	85.27%	1,433	554	1,987
512	0	0	67	1,168	1,449	80.61%	711	390	1,101
513	0	2	96	1,866	2,178	85.67%	1,200	568	1,768
514	0	1	197	3,194	3,755	85.06%	2,115	881	2,996
515	0	2	62	893	1,062	84.09%	542	287	829
516	0	0	33	801	948	84.49%	545	223	768
517	0	4	96	1,779	2,104	84.55%	1,166	513	1,679
518	0	1	103	1,710	2,036	83.99%	1,104	502	1,606
519	0	1	47	694	826	84.02%	408	238	646
520	0	1	22	358	404	88.61%	232	103	335
Totals:	18	161	14,219	191,126	229,236		111,988	64,758	176,746

CERTIFIED COPY OF THE ORIGINAL  
 SHERRY HALL, COUNTY CLERK

S.W.:

*Sherry Hall*

# Canvass Report — Total Voters — Official Clackamas County, Oregon — General Election — November 06, 2012 Page 129 of 174

11/20/2012 10:40 AM  
 Precincts Reporting 118 of 118 = 100.00%

Total Number of Voters: 191,126 of 229,236 = 83.38%

## 80 Allows personal marijuana, cultivation/use without license; commission to regulate marijuana

Precinct	Blank Ballots Cast	Over Votes	Under Votes	Total Ballots Cast	Registered Voters	Percent Turnout	YES	NO	Totals
----------	--------------------------	---------------	----------------	--------------------------	----------------------	--------------------	-----	----	--------

001	1	2	109	3,137	3,778	83.03%	1,320	1,706	3,026
002	0	1	91	2,514	3,143	79.99%	1,177	1,245	2,422
003	0	0	62	1,869	2,346	79.67%	809	998	1,807
004	0	1	0	29	31	93.55%	13	15	28
005	1	0	100	2,829	3,634	77.85%	1,158	1,571	2,729
006	0	0	67	2,045	2,386	85.71%	649	1,329	1,978
007	2	1	87	2,247	2,805	80.11%	830	1,329	2,159
010	0	0	1	14	14	100.00%	3	10	13
031	0	0	62	1,745	2,228	78.32%	713	970	1,683
032	1	0	83	1,809	2,297	78.75%	797	929	1,726
033	0	1	67	1,938	2,272	85.30%	750	1,120	1,870
051	0	1	95	2,175	2,663	81.67%	1,218	861	2,079
052	1	2	66	2,182	2,669	81.75%	1,157	957	2,114
053	1	0	68	1,764	2,229	79.14%	906	790	1,696
054	0	0	82	1,892	2,248	84.16%	878	932	1,810
055	0	1	77	2,087	2,568	81.27%	957	1,052	2,009
070	0	0	0	5	5	100.00%	0	5	5
071	0	0	3	147	160	91.88%	75	69	144
072	0	0	10	96	115	83.48%	49	37	86
073	0	0	6	138	186	74.19%	61	71	132
074	0	0	2	56	64	87.50%	25	29	54
100	0	1	10	363	413	87.89%	110	242	352
101	0	1	131	2,940	3,621	81.19%	944	1,864	2,808
102	0	0	13	207	264	78.41%	89	105	194
103	0	0	97	2,489	2,944	84.54%	764	1,628	2,392
104	0	0	0	3	4	75.00%	1	2	3
105	0	0	29	863	1,001	86.21%	281	553	834
106	0	1	33	1,206	1,525	79.08%	535	637	1,172
107	0	0	83	2,211	2,909	76.01%	930	1,198	2,128
108	0	0	55	1,839	2,335	78.76%	749	1,035	1,784
111	0	0	112	2,898	3,742	77.45%	1,086	1,700	2,786
122	0	0	74	2,423	2,893	83.75%	810	1,539	2,349

CERTIFIED COPY OF THE ORIGINAL  
 SHERRY HALL, COUNTY CLERK

SW: *Sherry Hall*

# Canvass Report — Total Voters — Official Clackamas County, Oregon — General Election — November 06, 2012

11/20/2012 10:40 AM  
Precincts Reporting 118 of 118 = 100.00%

Page 130 of 174

Total Number of Voters: 191,126 of 229,236 = 83.38%

## 80 Allows personal marijuana, cultivation/use without license; commission to regulate marijuana

Precinct	Blank Ballots Cast	Over Votes	Under Votes	Total Ballots Cast	Registered Voters	Percent Turnout	YES	NO	Totals
124	0	1	66	2,050	2,321	88.32%	719	1,264	1,983
125	0	2	110	2,734	3,286	83.20%	954	1,668	2,622
130	0	0	106	2,389	2,754	86.75%	892	1,391	2,283
131	0	0	99	2,450	2,857	85.75%	928	1,423	2,351
132	1	0	81	2,006	2,313	86.73%	855	1,070	1,925
133	0	1	128	3,248	3,725	87.19%	1,356	1,763	3,119
134	0	0	83	2,185	2,445	89.37%	1,021	1,081	2,102
135	0	0	102	2,395	2,722	87.99%	982	1,311	2,293
151	0	0	98	2,363	2,667	88.60%	981	1,284	2,265
152	0	1	138	2,626	2,931	89.59%	1,108	1,379	2,487
153	0	2	129	2,374	2,734	86.83%	872	1,371	2,243
154	0	0	58	658	731	90.01%	164	436	600
155	0	0	136	2,793	3,157	88.47%	1,144	1,513	2,657
156	0	0	137	2,971	3,298	90.08%	1,099	1,735	2,834
157	0	3	88	2,238	2,505	89.34%	882	1,265	2,147
158	0	0	68	1,709	1,956	87.37%	750	891	1,641
159	0	0	154	3,262	3,733	87.38%	1,377	1,731	3,108
160	0	0	29	377	416	90.63%	121	227	348
201	0	0	92	2,690	3,176	84.70%	983	1,615	2,598
202	1	0	167	3,815	4,534	84.14%	1,609	2,039	3,648
203	0	0	88	1,984	2,131	93.10%	523	1,373	1,896
251	0	0	0	2	3	66.67%	1	1	2
252	0	2	71	1,675	1,897	88.30%	547	1,055	1,602
280	0	0	51	1,190	1,370	86.86%	604	535	1,139
281	0	0	51	1,363	1,524	89.44%	630	682	1,312
282	0	0	11	414	499	82.97%	190	213	403
283	0	0	22	480	522	91.95%	183	275	458
320	1	0	42	1,111	1,258	88.31%	466	603	1,069
321	1	0	68	1,502	1,673	89.78%	554	880	1,434
322	0	1	36	1,072	1,188	90.24%	392	643	1,035
323	1	0	50	1,359	1,540	88.25%	528	781	1,309
330	0	2	82	2,555	3,003	85.08%	824	1,647	2,471

CERTIFIED COPY OF THE ORIGINAL  
SHERIFF HALL, COUNTY CLERK

Sgt. Murray Hall

# Canvass Report — Total Voters — Official Clackamas County, Oregon — General Election — November 06, 2012

11/20/2012 10:40 AM  
Precincts Reporting 118 of 118 = 100.00%

Page 131 of 174

Total Number of Voters: 191,126 of 229,236 = 83.38%

## 80 Allows personal marijuana, cultivation/use without license; commission to regulate marijuana

Precinct	Blank Ballots Cast	Over Votes	Under Votes	Total Ballots Cast	Registered Voters	Percent Turnout	YES	NO	Totals
331	0	0	34	622	711	87.48%	221	367	588
332	0	0	5	239	270	88.52%	94	140	234
333	1	0	50	1,299	1,529	84.96%	483	766	1,249
350	0	1	44	1,501	1,825	82.25%	609	847	1,456
351	0	1	69	2,703	3,304	81.81%	1,035	1,598	2,633
352	0	0	36	1,687	2,027	83.23%	622	1,029	1,651
360	0	1	64	2,045	2,541	80.48%	907	1,073	1,980
361	0	0	2	62	86	72.09%	37	23	60
362	0	0	42	1,255	1,476	85.03%	516	697	1,213
363	0	0	9	449	573	78.36%	204	236	440
364	0	0	19	625	776	80.54%	263	343	606
370	0	0	76	2,088	2,566	81.37%	893	1,119	2,012
371	0	1	50	1,568	1,939	80.87%	645	872	1,517
372	0	0	25	796	974	81.72%	340	431	771
373	0	0	101	2,745	3,394	80.88%	1,381	1,263	2,644
400	1	0	51	1,280	1,522	84.10%	492	737	1,229
401	0	0	35	1,178	1,342	87.78%	430	713	1,143
402	0	0	41	1,241	1,464	84.77%	416	784	1,200
403	0	0	41	1,093	1,286	84.99%	359	693	1,052
404	0	1	65	2,208	2,699	81.81%	713	1,429	2,142
405	0	0	20	926	1,159	79.90%	312	594	906
406	0	0	17	735	900	81.67%	279	439	718
410	0	0	62	1,305	1,604	81.36%	468	775	1,243
411	1	0	93	2,538	3,062	82.89%	901	1,544	2,445
412	0	0	56	1,729	2,137	80.91%	608	1,065	1,673
413	0	0	66	1,575	2,142	73.53%	711	798	1,509
414	0	0	21	712	858	82.98%	246	445	691
415	0	0	9	181	214	84.58%	52	120	172
416	0	1	98	2,585	3,208	80.58%	933	1,553	2,486
417	0	0	2	39	45	86.67%	18	19	37
418	2	1	159	3,135	4,131	75.89%	1,313	1,662	2,975
419	0	1	23	670	811	82.61%	298	348	646

CERTIFIED COPY OF THE ORIGINAL  
CHERRY HALL, COUNTY CLERK

BY: *Sherry Hall*

# Canvass Report — Total Voters — Official Clackamas County, Oregon — General Election — November 06, 2012

11/20/2012 10:40 AM  
 Precincts Reporting 118 of 118 = 100.00%

Page 132 of 174

Total Number of Voters: 191,126 of 229,236 = 83.38%

## 80 Allows personal marijuana, cultivation/use without license; commission to regulate marijuana

Precinct	Blank Ballots Cast	Over Votes	Under Votes	Total Ballots Cast	Registered Voters	Percent Turnout	YES	NO	Totals
420	0	0	15	518	710	72.96%	296	207	503
421	0	1	94	2,263	2,739	82.62%	789	1,379	2,168
422	0	1	87	2,931	3,959	74.03%	1,479	1,364	2,843
423	0	0	1	17	22	77.27%	1	15	16
500	0	2	116	2,869	3,457	82.99%	1,212	1,539	2,751
501	1	4	99	2,441	3,032	80.51%	1,157	1,181	2,338
502	0	1	120	3,112	3,784	82.24%	1,446	1,545	2,991
503	0	1	112	3,112	3,606	86.30%	1,254	1,745	2,999
504	0	2	67	1,815	2,311	78.54%	835	911	1,746
505	0	1	52	1,542	1,821	84.68%	656	833	1,489
506	0	0	75	2,095	2,657	78.85%	862	1,158	2,020
510	0	0	27	845	990	85.35%	336	482	818
511	0	0	58	2,089	2,450	85.27%	778	1,253	2,031
512	0	0	38	1,168	1,449	80.61%	490	640	1,130
513	0	1	51	1,866	2,178	85.67%	707	1,107	1,814
514	0	1	105	3,194	3,755	85.06%	1,257	1,831	3,088
515	0	0	33	893	1,062	84.09%	341	519	860
516	0	0	19	801	948	84.49%	313	469	782
517	0	1	56	1,779	2,104	84.55%	786	936	1,722
518	0	0	37	1,710	2,036	83.99%	629	1,044	1,673
519	0	1	22	694	826	84.02%	236	435	671
520	0	0	17	358	404	88.61%	155	186	341
Totals:	18	53	7,202	191,126	229,236		76,897	106,974	183,871

CERTIFIED COPY OF THE ORIGINAL  
 GREENE HALL COUNTY CLERK

*Sherry Hall*



# Canvass Report — Total Voters — Official Clackamas County, Oregon — General Election — November 06, 2012

11/20/2012 10:40 AM  
Precincts Reporting 118 of 118 = 100.00%

Page 133 of 174

Total Number of Voters: 191,126 of 229,236 = 83.38%

## 81 Prohibits commercial non-tribal fishing with gillnets in Oregon "inland waters, allows seine nets

Precinct	Blank Ballots Cast	Over Votes	Under Votes	Total Ballots Cast	Registered Voters	Percent Turnout	YES	NO	Totals
----------	--------------------	------------	-------------	--------------------	-------------------	-----------------	-----	----	--------

001	1	1	261	3,137	3,778	83.03%	1,002	1,873	2,875
002	0	0	185	2,514	3,143	79.99%	933	1,396	2,329
003	0	1	147	1,869	2,346	79.67%	633	1,088	1,721
004	0	1	1	29	31	93.55%	13	14	27
005	1	1	268	2,829	3,634	77.85%	925	1,635	2,560
006	0	0	136	2,045	2,386	85.71%	662	1,247	1,909
007	2	3	220	2,247	2,805	80.11%	749	1,275	2,024
010	0	0	1	14	14	100.00%	1	12	13
031	0	1	145	1,745	2,228	78.32%	579	1,020	1,599
032	1	1	172	1,809	2,297	78.75%	570	1,066	1,636
033	0	0	164	1,938	2,272	85.30%	616	1,158	1,774
051	0	0	211	2,175	2,663	81.67%	734	1,230	1,964
052	1	3	162	2,182	2,669	81.75%	698	1,319	2,017
053	1	1	150	1,764	2,229	79.14%	574	1,039	1,613
054	0	1	200	1,892	2,248	84.16%	619	1,072	1,691
055	0	1	164	2,087	2,568	81.27%	708	1,214	1,922
070	0	0	0	5	5	100.00%	2	3	5
071	0	0	13	147	160	91.88%	37	97	134
072	0	0	12	96	115	83.48%	36	48	84
073	0	0	17	138	186	74.19%	46	75	121
074	0	0	5	56	64	87.50%	19	32	51
100	0	0	31	363	413	87.89%	95	237	332
101	0	2	304	2,940	3,621	81.19%	982	1,652	2,634
102	0	0	38	207	264	78.41%	78	91	169
103	0	1	249	2,489	2,944	84.54%	791	1,448	2,239
104	0	0	0	3	4	75.00%	1	2	3
105	0	1	93	863	1,001	86.21%	263	506	769
106	0	2	67	1,206	1,525	79.08%	391	746	1,137
107	0	0	193	2,211	2,909	76.01%	751	1,267	2,018
108	0	0	135	1,839	2,335	78.76%	645	1,059	1,704
111	0	1	210	2,898	3,742	77.45%	968	1,719	2,687
122	0	2	191	2,423	2,893	83.75%	736	1,494	2,230

CERTIFIED COPY OF THE ORIGINAL  
CLACKAMAS COUNTY CLERK

*Sherry Hall*

# Canvass Report — Total Voters — Official Clackamas County, Oregon — General Election — November 06, 2012

11/20/2012 10:40 AM  
Precincts Reporting 118 of 118 = 100.00%

Page 134 of 174

Total Number of Voters: 191,126 of 229,236 = 83.38%

## 81 Prohibits commercial non-tribal fishing with gillnets in Oregon "inland waters, allows seine nets

Precinct	Blank Ballots Cast	Over Votes	Under Votes	Total Ballots Cast	Registered Voters	Percent Turnout	YES	NO	Totals
124	0	2	173	2,050	2,321	88.32%	629	1,246	1,875
125	0	1	233	2,734	3,286	83.20%	849	1,651	2,500
126	0	0	270	2,389	2,754	86.75%	786	1,333	2,119
130	0	2	231	2,450	2,857	85.75%	844	1,373	2,217
131	1	0	207	2,006	2,313	86.73%	734	1,065	1,799
132	0	1	323	3,248	3,725	87.19%	1,074	1,850	2,924
133	0	1	169	2,185	2,445	89.37%	809	1,206	2,015
134	0	3	234	2,395	2,722	87.99%	792	1,366	2,158
135	0	1	250	2,363	2,667	88.60%	752	1,360	2,112
151	0	3	330	2,626	2,931	89.59%	807	1,486	2,293
152	0	2	320	2,374	2,734	86.83%	708	1,344	2,052
153	0	0	89	658	731	90.01%	197	372	569
154	0	1	304	2,793	3,157	88.47%	883	1,605	2,488
155	0	6	348	2,971	3,298	90.08%	931	1,886	2,617
156	0	4	216	2,238	2,505	89.34%	760	1,258	2,018
157	0	3	171	1,709	1,956	87.37%	562	973	1,535
158	0	3	398	3,262	3,733	87.38%	959	1,902	2,861
159	0	0	50	377	416	90.63%	109	218	327
160	0	0	289	2,690	3,176	84.70%	840	1,561	2,401
201	1	2	390	3,815	4,534	84.14%	1,181	2,242	3,423
202	0	1	190	1,984	2,131	93.10%	548	1,245	1,793
203	0	0	0	2	3	66.67%	1	1	2
251	0	0	177	1,675	1,897	88.30%	500	998	1,498
252	0	1	117	1,190	1,370	86.86%	407	665	1,072
280	0	1	105	1,363	1,524	89.44%	452	805	1,257
281	0	1	43	414	499	82.97%	125	245	370
282	0	0	46	480	522	91.95%	159	275	434
283	1	1	104	1,111	1,258	88.31%	356	650	1,006
320	1	0	158	1,502	1,673	89.78%	493	851	1,344
321	0	0	96	1,072	1,188	90.24%	353	623	976
322	1	0	107	1,359	1,540	88.25%	423	829	1,252
323	0	2	158	2,555	3,003	85.08%	780	1,615	2,395

ORDERED COPY OF THE ORIGINAL  
CAMERON HALL, COUNTY CLERK

*Sherry Hall*

# Canvass Report — Total Voters — Official Clackamas County, Oregon — General Election — November 06, 2012

11/20/2012 10:40 AM  
Precincts Reporting 118 of 118 = 100.00%

Page 135 of 174

Total Number of Voters: 191,126 of 229,236 = 83.38%

## 81 Prohibits commercial non-tribal fishing with gillnets in Oregon "inland waters, allows seine nets"

Precinct	Blank Ballots Cast	Over Votes	Under Votes	Total Ballots Cast	Registered Voters	Percent Turnout	YES	NO	Totals
----------	--------------------------	---------------	----------------	--------------------------	----------------------	--------------------	-----	----	--------

331	0	1	75	622	711	87.48%	193	353	546
332	0	0	21	239	270	88.52%	67	151	218
333	1	0	100	1,299	1,529	84.96%	446	753	1,199
350	0	0	99	1,501	1,825	82.25%	460	942	1,402
351	0	1	170	2,703	3,304	81.81%	895	1,637	2,532
352	0	0	103	1,687	2,027	83.23%	500	1,084	1,584
360	0	1	132	2,045	2,541	80.48%	676	1,236	1,912
361	0	0	5	62	86	72.09%	29	28	57
362	0	3	91	1,255	1,476	85.03%	432	729	1,161
363	0	0	25	449	573	78.36%	191	233	424
364	0	0	45	625	776	80.54%	216	364	580
370	0	0	128	2,088	2,566	81.37%	780	1,180	1,960
371	0	1	107	1,568	1,939	80.87%	558	902	1,460
372	0	1	57	796	974	81.72%	314	424	738
373	0	2	192	2,745	3,394	80.88%	1,015	1,536	2,551
400	1	0	102	1,280	1,522	84.10%	410	768	1,178
401	0	1	89	1,178	1,342	87.78%	387	701	1,088
402	0	1	77	1,241	1,464	84.77%	420	743	1,163
403	0	2	83	1,093	1,286	84.99%	332	676	1,008
404	0	1	144	2,208	2,699	81.81%	673	1,390	2,063
405	0	0	58	926	1,159	79.90%	305	563	868
406	0	0	37	735	900	81.67%	253	445	698
410	0	0	121	1,305	1,604	81.36%	386	798	1,184
411	1	0	265	2,538	3,062	82.89%	758	1,515	2,273
412	0	0	106	1,729	2,137	80.91%	542	1,081	1,623
413	0	0	132	1,575	2,142	73.53%	524	919	1,443
414	0	0	56	712	858	82.98%	222	434	656
415	0	0	20	181	214	84.58%	67	94	161
416	0	0	249	2,585	3,208	80.58%	846	1,490	2,336
417	0	0	4	39	45	86.67%	18	17	35
418	2	2	332	3,135	4,131	75.89%	1,018	1,783	2,801
419	0	0	69	670	811	82.61%	231	370	601

CERTIFIED COPY OF THE ORIGINAL  
CHERRY HALL COUNTY CLERK

*Sherry Hall*

# Canvass Report — Total Voters — Official Clackamas County, Oregon — General Election — November 06, 2012 Page 136 of 174

11/20/2012 10:40 AM  
 Precincts Reporting 118 of 118 = 100.00%

Total Number of Voters: 191,126 of 229,236 = 83.38%

## 81 Prohibits commercial non-tribal fishing with gillnets in Oregon "inland waters, allows seine nets

Precinct	Blank Ballots Cast	Over Votes	Under Votes	Total Ballots Cast	Registered Voters	Percent Turnout	YES	NO	Totals
420	0	0	30	518	710	72.96%	189	299	488
421	0	1	209	2,263	2,739	82.62%	693	1,360	2,053
422	0	2	227	2,931	3,959	74.03%	975	1,727	2,702
423	0	0	2	17	22	77.27%	4	11	15
500	0	1	263	2,869	3,457	82.99%	930	1,675	2,605
501	1	3	215	2,441	3,032	80.51%	813	1,410	2,223
502	0	2	235	3,112	3,784	82.24%	1,010	1,865	2,875
503	0	1	266	3,112	3,606	86.30%	1,056	1,789	2,845
504	0	0	124	1,815	2,311	78.54%	641	1,050	1,691
505	0	4	141	1,542	1,821	84.68%	516	881	1,397
506	0	2	135	2,095	2,657	78.85%	647	1,311	1,958
510	0	2	49	845	990	85.35%	319	475	794
511	0	2	109	2,089	2,450	85.27%	739	1,239	1,978
512	0	0	80	1,168	1,449	80.61%	418	670	1,088
513	0	0	98	1,866	2,178	85.67%	654	1,114	1,768
514	0	0	216	3,194	3,755	85.06%	1,125	1,853	2,978
515	0	1	51	893	1,062	84.09%	305	536	841
516	0	0	39	801	948	84.49%	286	476	762
517	0	1	120	1,779	2,104	84.55%	592	1,066	1,658
518	0	1	119	1,710	2,036	83.99%	583	1,007	1,590
519	0	0	54	694	826	84.02%	213	427	640
520	0	1	26	358	404	88.61%	133	198	331
<b>Totals:</b>	<b>18</b>	<b>107</b>	<b>16,543</b>	<b>191,126</b>	<b>229,236</b>		<b>62,665</b>	<b>111,811</b>	<b>174,476</b>

CERTIFIED COPY OF THE ORIGINAL  
 CLACKAMAS COUNTY CLERK

BY: *Sherry Hall*

# Canvass Report — Total Voters — Official Clackamas County, Oregon — General Election — November 06, 2012

11/20/2012 10:40 AM  
Precincts Reporting 118 of 118 = 100.00%

Page 137 of 174

Total Number of Voters: 191,126 of 229,236 = 83.38%

## 82 Amends Constitution: Authorizes establishment of privately-owned casinos

Precinct	Blank Ballots Cast	Over Votes	Under Votes	Total Ballots Cast	Registered Voters	Percent Turnout	YES	NO	Totals
001	1	2	140	3,137	3,778	83.03%	965	2,030	2,995
002	0	0	107	2,514	3,143	79.99%	724	1,683	2,407
003	0	0	93	1,869	2,346	79.67%	552	1,224	1,776
004	0	0	0	29	31	93.55%	11	18	29
005	1	0	148	2,829	3,634	77.85%	964	1,717	2,681
006	0	0	72	2,045	2,386	85.71%	669	1,304	1,973
007	2	1	97	2,247	2,805	80.11%	786	1,363	2,149
010	0	0	1	14	14	100.00%	4	9	13
031	0	0	82	1,745	2,228	78.32%	557	1,106	1,663
032	1	0	94	1,809	2,297	78.75%	546	1,169	1,715
033	0	2	101	1,938	2,272	85.30%	573	1,262	1,835
051	0	0	120	2,175	2,663	81.67%	527	1,528	2,055
052	1	1	80	2,182	2,669	81.75%	645	1,456	2,101
053	1	0	81	1,764	2,229	79.14%	471	1,212	1,683
054	0	0	100	1,892	2,248	84.16%	522	1,270	1,792
055	0	1	92	2,087	2,568	81.27%	650	1,344	1,994
070	0	0	0	5	5	100.00%	0	5	5
071	0	0	6	147	160	91.88%	29	112	141
072	0	0	7	96	115	83.48%	11	78	89
073	0	0	6	138	186	74.19%	40	92	132
074	0	1	1	56	64	87.50%	15	39	54
100	0	0	23	363	413	87.89%	101	239	340
101	0	2	161	2,940	3,621	81.19%	1,006	1,771	2,777
102	0	0	11	207	264	78.41%	81	115	196
103	0	0	119	2,489	2,944	84.54%	711	1,659	2,370
104	0	0	0	3	4	75.00%	1	2	3
105	0	0	56	863	1,001	86.21%	253	554	807
106	0	0	44	1,206	1,525	79.08%	442	720	1,162
107	0	0	100	2,211	2,909	76.01%	789	1,322	2,111
108	0	1	74	1,839	2,335	78.76%	654	1,110	1,764
111	0	1	139	2,898	3,742	77.45%	1,079	1,679	2,758
122	0	0	95	2,423	2,893	83.75%	742	1,586	2,328

CERTIFIED COPY OF THE ORIGINAL  
CLACKAMAS COUNTY CLERK

D/C

*Harry Hall*

# Canvass Report — Total Voters — Official Clackamas County, Oregon — General Election — November 06, 2012

11/20/2012 10:40 AM  
Precincts Reporting 118 of 118 = 100.00%

Page 138 of 174

Total Number of Voters: 191,126 of 229,236 = 83.38%

## 82 Amends Constitution: Authorizes establishment of privately-owned casinos

Precinct	Blank Ballots Cast	Over Votes	Under Votes	Total Ballots Cast	Registered Voters	Percent Turnout	YES	NO	Totals
124	0	0	81	2,050	2,321	88.32%	597	1,372	1,969
125	0	0	141	2,734	3,286	83.20%	749	1,844	2,593
126	0	1	140	2,389	2,754	86.75%	675	1,573	2,248
130	0	0	120	2,450	2,857	85.75%	625	1,705	2,330
131	1	0	111	2,006	2,313	86.73%	550	1,345	1,895
132	0	3	151	3,248	3,725	87.19%	784	2,310	3,094
133	0	0	75	2,185	2,445	89.37%	463	1,647	2,110
134	0	2	122	2,395	2,722	87.99%	543	1,728	2,271
135	0	0	127	2,363	2,667	88.60%	453	1,783	2,236
151	0	0	164	2,626	2,931	89.59%	488	1,974	2,462
152	0	0	156	2,374	2,734	86.83%	561	1,657	2,218
153	0	0	48	658	731	90.01%	98	512	610
154	0	0	146	2,793	3,157	88.47%	611	2,036	2,647
155	0	0	184	2,971	3,298	90.08%	610	2,177	2,787
156	0	2	92	2,238	2,505	89.34%	485	1,659	2,144
157	0	0	93	1,709	1,956	87.37%	400	1,216	1,616
158	0	1	205	3,262	3,733	87.38%	653	2,403	3,056
159	0	0	27	377	416	90.63%	76	274	350
160	0	0	139	2,690	3,176	84.70%	707	1,844	2,551
201	1	0	193	3,815	4,534	84.14%	1,099	2,523	3,622
202	0	1	82	1,984	2,131	93.10%	443	1,458	1,901
203	0	0	0	2	3	66.67%	1	1	2
251	0	2	85	1,675	1,897	88.30%	404	1,184	1,588
252	0	0	54	1,190	1,370	86.86%	330	806	1,136
280	0	1	58	1,363	1,524	89.44%	293	1,011	1,304
281	0	1	14	414	499	82.97%	113	286	399
282	0	0	18	480	522	91.95%	103	359	462
283	1	0	56	1,111	1,258	88.31%	211	844	1,055
320	1	0	85	1,502	1,673	89.78%	363	1,054	1,417
321	0	1	44	1,072	1,188	90.24%	256	771	1,027
322	1	0	47	1,359	1,540	88.25%	284	1,028	1,312
323	0	1	84	2,555	3,003	85.08%	677	1,793	2,470
330	0	0	0	0	0	0.00%	0	0	0

CERTIFIED COPY OF THE ORIGINAL  
CLACKAMAS COUNTY CLERK

BY: *Sherry Hall*

# Canvass Report — Total Voters — Official Clackamas County, Oregon — General Election — November 06, 2012

11/20/2012 10:40 AM  
Precincts Reporting 118 of 118 = 100.00%

Page 139 of 174

Total Number of Voters: 191,126 of 229,236 = 83.38%

## 82 Amends Constitution: Authorizes establishment of privately-owned casinos

Precinct	Blank Ballots Cast	Over Votes	Under Votes	Total Ballots Cast	Registered Voters	Percent Turnout	YES	NO	Totals
----------	--------------------------	---------------	----------------	--------------------------	----------------------	--------------------	-----	----	--------

CERTIFIED COPY OF THE ORIGINAL  
SHERRY HALL COUNTY CLERK

Sherry Hall

331	0	0	44	622	711	87.48%	162	416	578
332	0	0	7	239	270	88.52%	67	165	232
333	1	0	57	1,299	1,529	84.96%	371	871	1,242
350	0	0	49	1,501	1,825	82.25%	425	1,027	1,452
351	0	2	87	2,703	3,304	81.81%	852	1,762	2,614
352	0	0	65	1,687	2,027	83.23%	528	1,094	1,622
360	0	0	75	2,045	2,541	80.48%	669	1,301	1,970
361	0	0	5	62	86	72.09%	24	33	57
362	0	0	47	1,255	1,476	85.03%	391	817	1,208
363	0	0	5	449	573	78.36%	156	288	444
364	0	1	26	625	776	80.54%	182	416	598
370	0	2	80	2,088	2,566	81.37%	695	1,311	2,006
371	0	0	60	1,568	1,939	80.87%	559	949	1,508
372	0	0	31	796	974	81.72%	264	501	765
373	0	0	112	2,745	3,394	80.88%	913	1,720	2,633
400	1	1	74	1,280	1,522	84.10%	380	825	1,205
401	0	0	47	1,178	1,342	87.78%	364	767	1,131
402	0	1	33	1,241	1,464	84.77%	382	825	1,207
403	0	0	46	1,093	1,286	84.99%	349	698	1,047
404	0	0	77	2,208	2,699	81.81%	686	1,445	2,131
405	0	0	28	926	1,159	79.90%	347	551	898
406	0	0	23	735	900	81.67%	260	452	712
410	0	0	72	1,305	1,604	81.36%	404	829	1,233
411	1	1	139	2,538	3,062	82.89%	784	1,614	2,398
412	0	2	73	1,729	2,137	80.91%	569	1,085	1,654
413	0	1	92	1,575	2,142	73.53%	616	866	1,482
414	0	0	29	712	858	82.98%	206	477	683
415	0	0	7	181	214	84.58%	58	116	174
416	0	1	133	2,585	3,208	80.58%	850	1,601	2,451
417	0	0	2	39	45	86.67%	17	20	37
418	2	4	168	3,135	4,131	75.89%	1,019	1,944	2,963
419	0	0	30	670	811	82.61%	229	411	640

# Canvass Report — Total Voters — Official Clackamas County, Oregon — General Election — November 06, 2012

11/20/2012 10:40 AM  
Precincts Reporting 118 of 118 = 100.00%

Page 140 of 174

Total Number of Voters: 191,126 of 229,236 = 83.38%

## 82 Amends Constitution: Authorizes establishment of privately-owned casinos

Precinct	Blank Ballots Cast	Over Votes	Under Votes	Total Ballots Cast	Registered Voters	Percent Turnout	YES	NO	Totals
420	0	0	14	518	710	72.96%	152	352	504
421	0	0	107	2,263	2,739	82.62%	616	1,540	2,156
422	0	0	122	2,931	3,959	74.03%	936	1,873	2,809
423	0	0	1	17	22	77.27%	3	13	16
500	0	2	139	2,869	3,457	82.99%	795	1,933	2,728
501	1	2	119	2,441	3,032	80.51%	589	1,731	2,320
502	0	2	132	3,112	3,784	82.24%	881	2,097	2,978
503	0	2	132	3,112	3,606	86.30%	873	2,105	2,978
504	0	0	72	1,815	2,311	78.54%	620	1,123	1,743
505	0	1	72	1,542	1,821	84.68%	425	1,044	1,469
506	0	0	83	2,095	2,657	78.85%	582	1,330	2,012
510	0	0	23	845	990	85.35%	262	560	822
511	0	0	60	2,089	2,450	85.27%	631	1,398	2,029
512	0	0	56	1,168	1,449	80.61%	371	741	1,112
513	0	2	62	1,866	2,178	85.67%	526	1,276	1,802
514	0	0	123	3,194	3,755	85.06%	952	2,119	3,071
515	0	1	32	893	1,062	84.09%	272	588	860
516	0	0	20	801	948	84.49%	216	565	781
517	0	5	64	1,779	2,104	84.55%	526	1,184	1,710
518	0	1	68	1,710	2,036	83.99%	465	1,176	1,641
519	0	1	34	694	826	84.02%	174	485	659
520	0	0	15	358	404	88.61%	91	252	343
<b>Totals:</b>	<b>18</b>	<b>63</b>	<b>8,765</b>	<b>191,126</b>	<b>229,236</b>		<b>54,661</b>	<b>127,637</b>	<b>182,298</b>

CERTIFIED COPY OF THE ORIGINAL  
SHERIDY HALL, COUNTY CLERK

BY: *Sheridy Hall*



# Canvass Report — Total Voters — Official Clackamas County, Oregon — General Election — November 06, 2012

11/20/2012 10:40 AM  
Precincts Reporting 118 of 118 = 100.00%

Total Number of Voters: 191,126 of 229,236 = 83.38%

## 83 Authorizes privately-owned Wood Village casino; mandates percentage of revenues payable state

Precinct	Blank Ballots Cast	Over Votes	Under Votes	Total Ballots Cast	Registered Voters	Percent Turnout	YES	NO	Totals
001	1	1	127	3,137	3,778	83.03%	998	2,011	3,009
002	0	2	105	2,514	3,143	79.99%	760	1,647	2,407
003	0	1	94	1,869	2,346	79.67%	574	1,200	1,774
004	0	0	0	29	31	93.55%	12	17	29
005	1	0	138	2,829	3,634	77.85%	1,027	1,664	2,691
006	0	0	77	2,045	2,386	85.71%	711	1,257	1,968
007	2	1	93	2,247	2,805	80.11%	821	1,332	2,153
010	0	0	1	14	14	100.00%	4	9	13
031	0	0	78	1,745	2,228	78.32%	576	1,091	1,667
032	1	0	95	1,809	2,297	78.75%	575	1,139	1,714
033	0	0	91	1,938	2,272	85.30%	615	1,232	1,847
051	0	0	119	2,175	2,663	81.67%	553	1,503	2,056
052	1	1	85	2,182	2,669	81.75%	662	1,434	2,096
053	1	0	70	1,764	2,229	79.14%	501	1,193	1,694
054	0	0	98	1,892	2,248	84.16%	543	1,251	1,794
055	0	1	82	2,087	2,568	81.27%	693	1,311	2,004
070	0	0	0	5	5	100.00%	0	5	5
071	0	0	6	147	160	91.88%	29	112	141
072	0	0	9	96	115	83.48%	15	72	87
073	0	0	7	138	186	74.19%	41	90	131
074	0	0	1	56	64	87.50%	16	39	55
100	0	0	16	363	413	87.89%	119	228	347
101	0	2	160	2,940	3,621	81.19%	1,033	1,745	2,778
102	0	0	8	207	264	78.41%	86	113	199
103	0	1	116	2,489	2,944	84.54%	743	1,629	2,372
104	0	0	0	3	4	75.00%	1	2	3
105	0	0	46	863	1,001	86.21%	266	551	817
106	0	1	37	1,206	1,525	79.08%	454	714	1,168
107	0	0	96	2,211	2,909	76.01%	837	1,278	2,115
108	0	0	68	1,839	2,335	78.76%	700	1,071	1,771
111	0	0	132	2,898	3,742	77.45%	1,119	1,647	2,766
122	0	0	98	2,423	2,893	83.75%	772	1,553	2,325

CERTIFIED COPY OF THE ORIGINAL  
SHERIFF HALL, COUNTY CLERK

By: *Sherry Hall*

# Canvass Report — Total Voters — Official Clackamas County, Oregon — General Election — November 06, 2012

11/20/2012 10:40 AM  
Precincts Reporting 118 of 118 = 100.00%

Page 142 of 174

Total Number of Voters: 191,126 of 229,236 = 83.38%

## 83 Authorizes privately-owned Wood Village casino; mandates percentage of revenues payable state

Precinct	Blank Ballots Cast	Over Votes	Under Votes	Total Ballots Cast	Registered Voters	Percent Turnout	YES	NO	Totals
124	0	0	72	2,050	2,321	88.32%	613	1,365	1,978
125	0	2	142	2,734	3,286	83.20%	775	1,815	2,590
130	0	0	145	2,389	2,754	86.75%	689	1,555	2,244
131	0	1	114	2,450	2,857	85.75%	666	1,669	2,335
132	1	1	109	2,006	2,313	86.73%	562	1,334	1,896
133	0	0	146	3,248	3,725	87.19%	821	2,281	3,102
134	0	0	82	2,185	2,445	89.37%	469	1,634	2,103
135	0	2	110	2,395	2,722	87.99%	585	1,698	2,283
151	0	0	133	2,363	2,667	88.60%	468	1,762	2,230
152	0	1	162	2,626	2,931	89.59%	515	1,948	2,463
153	0	0	150	2,374	2,734	86.83%	580	1,644	2,224
154	0	2	41	658	731	90.01%	99	516	615
155	0	2	141	2,793	3,157	88.47%	631	2,019	2,650
156	0	0	177	2,971	3,298	90.08%	609	2,185	2,794
157	0	0	83	2,238	2,505	89.34%	530	1,625	2,155
158	0	0	94	1,709	1,956	87.37%	423	1,192	1,615
159	0	0	202	3,262	3,733	87.38%	688	2,372	3,060
160	0	0	25	377	416	90.63%	82	270	352
201	0	1	132	2,690	3,176	84.70%	747	1,810	2,557
202	1	0	195	3,815	4,534	84.14%	1,141	2,479	3,620
203	0	0	80	1,984	2,131	93.10%	448	1,456	1,904
251	0	0	0	2	3	66.67%	1	1	2
252	0	2	80	1,675	1,897	88.30%	432	1,161	1,593
280	0	1	51	1,190	1,370	86.86%	335	803	1,138
281	0	1	61	1,363	1,524	89.44%	294	1,007	1,301
282	0	0	15	414	499	82.97%	126	273	399
283	0	0	18	480	522	91.95%	115	347	462
320	1	0	53	1,111	1,258	88.31%	225	833	1,058
321	1	0	85	1,502	1,673	89.78%	378	1,039	1,417
322	0	0	35	1,072	1,188	90.24%	266	771	1,037
323	1	0	48	1,359	1,540	88.25%	295	1,016	1,311
330	0	1	76	2,555	3,003	85.08%	698	1,780	2,478

CERTIFIED COPY OF THE ORIGINAL  
SHERIDAN HALL, COUNTY CLERK

BY: *Sheridan Hall*

# Canvass Report — Total Voters — Official Clackamas County, Oregon — General Election — November 06, 2012

11/20/2012 10:40 AM  
Precincts Reporting 118 of 118 = 100.00%

Page 143 of 174

Total Number of Voters: 191,126 of 229,236 = 83.38%

## 83 Authorizes privately-owned Wood Village casino; mandates percentage of revenues payable state

Precinct	Blank Ballots Cast	Over Votes	Under Votes	Total Ballots Cast	Registered Voters	Percent Turnout	YES	NO	Totals
----------	--------------------	------------	-------------	--------------------	-------------------	-----------------	-----	----	--------

CERTIFIED COPY OF THE ORIGINAL  
SHERRY HALL, COUNTY CLERK

By: *Sherry Hall*

331	0	0	0	40	622	711	87.48%	175	407	582
332	0	0	0	6	239	270	88.52%	64	169	233
333	1	0	0	58	1,299	1,529	84.96%	383	858	1,241
350	0	0	0	50	1,501	1,825	82.25%	440	1,011	1,451
351	0	1	0	90	2,703	3,304	81.81%	884	1,728	2,612
352	0	0	0	53	1,687	2,027	83.23%	558	1,076	1,634
360	0	0	0	71	2,045	2,541	80.48%	710	1,264	1,974
361	0	0	0	5	62	86	72.09%	27	30	57
362	0	0	0	41	1,255	1,476	85.03%	403	811	1,214
363	0	0	0	7	449	573	78.36%	165	277	442
364	0	2	19	625	776	80.54%	195	409	604	
370	0	0	0	71	2,088	2,566	81.37%	737	1,280	2,017
371	0	1	53	1,568	1,939	80.87%	585	929	1,514	
372	0	1	33	796	974	81.72%	273	489	762	
373	0	1	111	2,745	3,394	80.88%	943	1,690	2,633	
400	1	0	66	1,280	1,522	84.10%	406	808	1,214	
401	0	0	38	1,178	1,342	87.78%	399	741	1,140	
402	0	1	30	1,241	1,464	84.77%	400	810	1,210	
403	0	0	41	1,093	1,286	84.99%	356	696	1,052	
404	0	0	67	2,208	2,699	81.81%	733	1,408	2,141	
405	0	0	27	926	1,159	79.90%	365	534	899	
406	0	0	20	735	900	81.67%	263	452	715	
410	0	0	72	1,305	1,604	81.36%	410	823	1,233	
411	1	0	144	2,538	3,062	82.89%	843	1,551	2,394	
412	0	0	59	1,729	2,137	80.91%	590	1,080	1,670	
413	0	1	81	1,575	2,142	73.53%	652	841	1,493	
414	0	0	20	712	858	82.98%	234	458	692	
415	0	0	6	181	214	84.58%	64	111	175	
416	0	0	132	2,585	3,208	80.58%	889	1,564	2,453	
417	0	0	2	39	45	86.67%	17	20	37	
418	2	1	187	3,135	4,131	75.89%	1,026	1,921	2,947	
419	0	0	31	670	811	82.61%	242	397	639	

# Canvass Report — Total Voters — Official Clackamas County, Oregon — General Election — November 06, 2012

11/20/2012 10:40 AM  
Precincts Reporting 118 of 118 = 100.00%

Page 144 of 174

Total Number of Voters: 191,126 of 229,236 = 83.38%

## 83 Authorizes privately-owned Wood Village casino; mandates percentage of revenues payable state

Precinct	Blank Ballots Cast	Over Votes	Under Votes	Total Ballots Cast	Registered Voters	Percent Turnout	YES	NO	Totals
420	0	1	22	518	710	72.96%	169	326	495
421	0	0	107	2,263	2,739	82.62%	643	1,513	2,156
422	0	0	120	2,931	3,959	74.03%	1,002	1,809	2,811
423	0	0	0	17	22	77.27%	4	13	17
500	0	3	135	2,869	3,457	82.99%	830	1,901	2,731
501	1	2	111	2,441	3,032	80.51%	610	1,718	2,328
502	0	0	138	3,112	3,784	82.24%	925	2,049	2,974
503	0	0	126	3,112	3,606	86.30%	918	2,068	2,986
504	0	1	74	1,815	2,311	78.54%	639	1,101	1,740
505	0	0	78	1,542	1,821	84.68%	443	1,021	1,464
506	0	1	86	2,095	2,657	78.85%	701	1,307	2,008
510	0	0	20	845	990	85.35%	272	553	825
511	0	0	64	2,089	2,450	85.27%	656	1,369	2,025
512	0	0	45	1,168	1,449	80.61%	382	741	1,123
513	0	0	58	1,866	2,178	85.67%	533	1,275	1,808
514	0	3	123	3,194	3,755	85.06%	959	2,109	3,068
515	0	0	29	893	1,062	84.09%	286	578	864
516	0	0	20	801	948	84.49%	229	552	781
517	0	2	69	1,779	2,104	84.55%	540	1,168	1,708
518	0	1	66	1,710	2,036	83.99%	483	1,160	1,643
519	0	0	37	694	826	84.02%	192	465	657
520	0	0	15	358	404	88.61%	93	250	343
<b>Totals:</b>	<b>18</b>	<b>51</b>	<b>8,484</b>	<b>191,126</b>	<b>229,236</b>		<b>57,102</b>	<b>125,489</b>	<b>182,591</b>

CERTIFIED COPY OF THE ORIGINAL  
SHERIFF HALL, COUNTY CLERK

*Sheriff Hall*

# Canvass Report — Total Voters — Official Clackamas County, Oregon — General Election — November 06, 2012

11/20/2012 10:40 AM  
Precincts Reporting 118 of 118 = 100.00%

Total Number of Voters: 191,126 of 229,236 = 83.38%

## 84 Phases out inheritance taxes on large estates, and all taxes on intra-family property transfers

Precinct	Blank Ballots Cast	Over Voters	Under Voters	Total Ballots Cast	Registered Voters	Percent Turnout	YES	NO	Totals
001	1	4	196	3,137	3,778	83.03%	1,286	1,651	2,937
002	0	1	148	2,514	3,143	79.99%	1,059	1,306	2,365
003	0	0	110	1,869	2,346	79.67%	764	995	1,759
004	0	0	0	29	31	93.55%	20	9	29
005	1	1	182	2,829	3,634	77.85%	1,253	1,393	2,646
006	0	2	103	2,045	2,386	85.71%	1,005	935	1,940
007	2	1	154	2,247	2,805	80.11%	1,010	1,082	2,092
010	0	0	2	14	14	100.00%	5	7	12
031	0	0	133	1,745	2,228	78.32%	739	873	1,612
032	1	1	137	1,809	2,297	78.75%	715	956	1,671
033	0	5	118	1,938	2,272	85.30%	870	945	1,815
051	0	1	154	2,175	2,663	81.67%	754	1,266	2,020
052	1	2	106	2,182	2,669	81.75%	782	1,292	2,074
053	1	1	100	1,764	2,229	79.14%	642	1,021	1,663
054	0	3	135	1,892	2,248	84.16%	694	1,060	1,754
055	0	1	140	2,087	2,568	81.27%	772	1,174	1,946
070	0	0	0	5	5	100.00%	5	0	5
071	0	0	3	147	160	91.88%	65	79	144
072	0	0	8	96	115	83.48%	28	60	88
073	0	0	9	138	186	74.19%	58	71	129
074	0	0	3	56	64	87.50%	33	20	53
100	0	0	25	363	413	87.89%	207	131	338
101	0	4	188	2,940	3,621	81.19%	1,551	1,197	2,748
102	0	0	28	207	264	78.41%	94	85	179
103	0	0	137	2,489	2,944	84.54%	1,326	1,026	2,352
104	0	0	0	3	4	75.00%	1	2	3
105	0	0	46	863	1,001	86.21%	445	372	817
106	0	3	61	1,206	1,525	79.08%	563	579	1,142
107	0	1	155	2,211	2,909	76.01%	1,060	995	2,055
108	0	2	103	1,839	2,335	78.76%	874	860	1,734
111	0	3	179	2,898	3,742	77.45%	1,487	1,229	2,716
122	0	3	132	2,423	2,893	83.75%	1,251	1,037	2,288

CERTIFIED COPY OF THE ORIGINAL  
SHERIFF HALL, COUNTY CLERK

ENC *Sheriff Hall*

# Canvass Report — Total Voters — Official Clackamas County, Oregon — General Election — November 06, 2012 Page 146 of 174

11/20/2012 10:40 AM  
 Precincts Reporting 118 of 118 = 100.00%

Total Number of Voters: 191,126 of 229,236 = 83.38%

## 84 Phases out inheritance taxes on large estates, and all taxes on intra-family property transfers

Precinct	Blank Ballots Cast	Over Votes	Under Votes	Total Ballots Cast	Registered Voters	Percent Turnout	YES	NO	Totals
124	0	1	101	2,050	2,321	88.32%	1,025	923	1,948
125	0	2	184	2,734	3,286	83.20%	1,306	1,242	2,548
126	0	1	154	2,389	2,754	86.75%	1,188	1,046	2,234
130	0	1	149	2,450	2,857	85.75%	1,219	1,081	2,300
131	1	2	135	2,006	2,313	86.73%	924	945	1,869
132	0	1	176	3,248	3,725	87.19%	1,513	1,558	3,071
133	0	1	101	2,185	2,445	89.37%	925	1,158	2,083
134	0	1	140	2,395	2,722	87.99%	1,083	1,171	2,254
135	0	0	126	2,363	2,667	88.60%	1,066	1,171	2,237
151	0	7	179	2,626	2,931	89.59%	1,085	1,355	2,440
152	0	1	182	2,374	2,734	86.83%	1,117	1,074	2,191
153	0	1	66	658	731	90.01%	303	288	591
154	0	3	172	2,793	3,157	88.47%	1,352	1,266	2,618
155	0	0	214	2,971	3,298	90.08%	1,470	1,287	2,757
156	0	4	110	2,238	2,505	89.34%	1,135	989	2,124
157	0	2	102	1,709	1,956	87.37%	844	761	1,605
158	0	0	240	3,262	3,733	87.38%	1,309	1,713	3,022
159	0	0	28	377	416	90.63%	197	152	349
160	0	1	156	2,690	3,176	84.70%	1,226	1,307	2,533
201	1	0	257	3,815	4,534	84.14%	1,813	1,745	3,558
202	0	2	105	1,984	2,131	93.10%	1,023	854	1,877
203	0	0	0	2	3	66.67%	2	0	2
251	0	0	101	1,675	1,897	88.30%	848	726	1,574
252	0	2	67	1,190	1,370	86.86%	482	639	1,121
280	0	0	74	1,363	1,524	89.44%	583	706	1,289
281	0	0	18	414	499	82.97%	178	218	396
282	0	0	25	480	522	91.95%	272	183	455
283	1	0	57	1,111	1,258	88.31%	626	428	1,054
320	1	1	77	1,502	1,673	89.78%	1,004	420	1,424
321	0	0	49	1,072	1,188	90.24%	700	323	1,023
322	1	0	52	1,359	1,540	88.25%	843	464	1,307
323	0	3	95	2,555	3,003	85.08%	1,522	935	2,457
330									

CERTIFIED COPY OF THE ORIGINAL  
 CLACKAMAS COUNTY CLERK

By: *Shirley Hall*

# Canvass Report — Total Voters — Official Clackamas County, Oregon — General Election — November 06, 2012

11/20/2012 10:40 AM  
Precincts Reporting 118 of 118 = 100.00%

Page 147 of 174

Total Number of Voters: 191,126 of 229,236 = 83.38%

## 84 Phases out inheritance taxes on large estates, and all taxes on intra-family property transfers

Precinct	Blank Ballots Cast	Over Votes	Under Votes	Total Ballots Cast	Registered Voters	Percent Turnout	YES	NO	Totals
----------	--------------------	------------	-------------	--------------------	-------------------	-----------------	-----	----	--------

CERTIFIED COPY OF THE ORIGINAL  
SHERY HALL COUNTY CLERK

EM: *Sherry Hall*

331	0	0	37	622	711	87.48%	377	208	585
332	0	0	10	239	270	88.52%	154	75	229
333	1	1	53	1,299	1,529	84.96%	816	429	1,245
350	0	1	65	1,501	1,825	82.25%	871	564	1,435
351	0	3	114	2,703	3,304	81.81%	1,521	1,065	2,586
352	0	1	60	1,687	2,027	83.23%	1,012	614	1,626
360	0	1	94	2,045	2,541	80.48%	1,054	896	1,950
361	0	0	3	62	86	72.09%	29	30	59
362	0	0	54	1,255	1,476	85.03%	669	532	1,201
363	0	2	15	449	573	78.36%	267	165	432
364	0	0	27	625	776	80.54%	319	279	598
370	0	0	101	2,088	2,566	81.37%	1,072	915	1,987
371	0	3	73	1,568	1,939	80.87%	841	651	1,492
372	0	2	36	796	974	81.72%	437	321	758
373	0	0	135	2,745	3,394	80.88%	1,233	1,377	2,610
400	1	1	80	1,280	1,522	84.10%	706	493	1,199
401	0	3	63	1,178	1,342	87.78%	605	507	1,112
402	0	1	39	1,241	1,464	84.77%	708	493	1,201
403	0	3	55	1,093	1,286	84.99%	609	426	1,035
404	0	3	99	2,208	2,699	81.81%	1,230	876	2,106
405	0	0	40	926	1,159	79.90%	547	339	886
406	0	0	19	735	900	81.67%	413	303	716
410	0	0	93	1,305	1,604	81.36%	542	670	1,212
411	1	0	186	2,538	3,062	82.89%	1,153	1,199	2,352
412	0	3	86	1,729	2,137	80.91%	923	717	1,640
413	0	1	104	1,575	2,142	73.53%	732	738	1,470
414	0	0	27	712	858	82.98%	347	338	685
415	0	0	9	181	214	84.58%	102	70	172
416	0	3	165	2,585	3,208	80.58%	1,142	1,275	2,417
417	0	0	3	39	45	86.67%	17	19	36
418	2	0	221	3,135	4,131	75.89%	1,322	1,592	2,914
419	0	0	35	670	811	82.61%	309	326	635

# Canvass Report — Total Voters — Official Clackamas County, Oregon — General Election — November 06, 2012 Page 148 of 174

11/20/2012 10:40 AM  
 Precincts Reporting 118 of 118 = 100.00%

Total Number of Voters: 191,126 of 229,236 = 83.38%

## 84 Phases out inheritance taxes on large estates, and all taxes on intra-family property transfers

Precinct	Blank Ballots Cast	Over Votes	Under Votes	Total Ballots Cast	Registered Voters	Percent Turnout	YES	NO	Totals
420	0	0	20	518	710	72.96%	193	305	498
421	0	2	149	2,263	2,739	82.62%	905	1,207	2,112
422	0	1	166	2,931	3,959	74.03%	1,120	1,644	2,764
423	0	0	1	17	22	77.27%	13	3	16
500	0	2	179	2,869	3,457	82.99%	1,172	1,516	2,688
501	1	0	148	2,441	3,032	80.51%	833	1,460	2,293
502	0	1	180	3,112	3,784	82.24%	1,200	1,731	2,931
503	0	0	168	3,112	3,606	86.30%	1,339	1,605	2,944
504	0	0	103	1,815	2,311	78.54%	747	965	1,712
505	0	0	104	1,542	1,821	84.68%	699	739	1,438
506	0	1	97	2,095	2,657	78.85%	885	1,112	1,997
510	0	1	28	845	990	85.35%	435	381	816
511	0	2	83	2,089	2,450	85.27%	1,179	825	2,004
512	0	1	53	1,168	1,449	80.61%	530	584	1,114
513	0	1	60	1,866	2,178	85.67%	1,009	796	1,805
514	0	0	137	3,194	3,755	85.06%	1,807	1,250	3,057
515	0	0	53	893	1,062	84.09%	427	413	840
516	0	0	26	801	948	84.49%	458	317	775
517	0	0	75	1,779	2,104	84.55%	998	706	1,704
518	0	1	80	1,710	2,036	83.99%	926	703	1,629
519	0	0	41	694	826	84.02%	342	311	653
520	0	0	18	358	404	88.61%	180	160	340
<b>Totals:</b>	<b>18</b>	<b>121</b>	<b>10,857</b>	<b>191,126</b>	<b>229,236</b>		<b>91,077</b>	<b>89,071</b>	<b>180,148</b>

CERTIFIED COPY OF THE ORIGINAL  
 SHERRY HALL, COUNTY CLERK

By: *Sherry Hall*



# Canvass Report — Total Voters — Official Clackamas County, Oregon — General Election — November 06, 2012

11/20/2012 10:40 AM  
Precincts Reporting 118 of 118 = 100.00%

Page 149 of 174

Total Number of Voters: 191,126 of 229,236 = 83.38%

## 85 Amends Constitution: Allocates corporate income/excise tax "kicker" refund to education

Precinct	Blank Ballots Cast	Over Votes	Under Votes	Total Ballots Cast	Registered Voters	Percent Turnout	YES	NO	Totals
001	1	2	254	3,137	3,778	83.03%	1,700	1,181	2,881
002	0	1	156	2,514	3,143	79.99%	1,350	1,007	2,357
003	0	0	135	1,869	2,346	79.67%	1,026	708	1,734
004	0	0	0	29	31	93.55%	14	15	29
005	1	3	221	2,829	3,634	77.85%	1,473	1,132	2,605
006	0	1	127	2,045	2,386	85.71%	969	948	1,917
007	2	1	185	2,247	2,805	80.11%	1,176	885	2,061
010	0	0	1	14	14	100.00%	9	4	13
031	0	1	124	1,745	2,228	78.32%	899	721	1,620
032	1	0	161	1,809	2,297	78.75%	982	666	1,648
033	0	0	135	1,938	2,272	85.30%	1,009	794	1,803
051	0	0	182	2,175	2,663	81.67%	1,326	667	1,993
052	1	2	133	2,182	2,669	81.75%	1,334	713	2,047
053	1	1	116	1,764	2,229	79.14%	1,047	600	1,647
054	0	2	158	1,892	2,248	84.16%	1,126	606	1,732
055	0	0	147	2,087	2,568	81.27%	1,187	753	1,940
070	0	0	0	5	5	100.00%	5	0	5
071	0	0	6	147	160	91.88%	74	67	141
072	0	0	12	96	115	83.48%	55	29	84
073	0	0	12	138	186	74.19%	74	52	126
074	0	0	3	56	64	87.50%	19	34	53
100	0	0	21	363	413	87.89%	155	187	342
101	0	0	208	2,940	3,621	81.19%	1,421	1,311	2,732
102	0	0	21	207	264	78.41%	117	69	186
103	0	0	178	2,489	2,944	84.54%	1,174	1,137	2,311
104	0	0	0	3	4	75.00%	1	2	3
105	0	1	61	863	1,001	86.21%	417	384	801
106	0	1	67	1,206	1,525	79.08%	623	515	1,138
107	0	1	175	2,211	2,909	76.01%	1,069	966	2,035
108	0	0	130	1,839	2,335	78.76%	946	763	1,709
111	0	0	190	2,898	3,742	77.45%	1,348	1,360	2,708
122	0	1	144	2,423	2,893	83.75%	1,200	1,078	2,278

CERTIFIED COPY OF THE ORIGINAL  
SHERRY HALL, COUNTY CLERK

BY: *Sherry Hall*

# Canvass Report — Total Voters — Official Clackamas County, Oregon — General Election — November 06, 2012

11/20/2012 10:40 AM  
Precincts Reporting 118 of 118 = 100.00%

Page 150 of 174

Total Number of Voters: 191,126 of 229,236 = 83.38%

## 85 Amends Constitution: Allocates corporate income/excise tax "kicker" refund to education

Precinct	Blank Ballots Cast	Over Votes	Under Votes	Total Ballots Cast	Registered Voters	Percent Turnout	YES	NO	Totals
124	0	0	122	2,050	2,321	88.32%	994	934	1,928
125	0	1	205	2,734	3,286	83.20%	1,284	1,244	2,528
130	0	0	195	2,389	2,754	86.75%	1,165	1,029	2,194
131	0	0	176	2,450	2,857	85.75%	1,280	994	2,274
132	1	0	159	2,006	2,313	86.73%	1,099	748	1,847
133	0	0	228	3,248	3,725	87.19%	1,795	1,225	3,020
134	0	0	121	2,185	2,445	89.37%	1,270	794	2,064
135	0	0	155	2,395	2,722	87.99%	1,322	918	2,240
151	0	0	161	2,363	2,667	88.60%	1,384	818	2,202
152	0	2	203	2,626	2,931	89.59%	1,523	898	2,421
153	0	0	219	2,374	2,734	86.83%	1,374	781	2,155
154	0	1	75	658	731	90.01%	335	247	582
155	0	0	221	2,793	3,157	88.47%	1,585	987	2,572
156	0	2	260	2,971	3,298	90.08%	1,551	1,158	2,709
157	0	2	136	2,238	2,505	89.34%	1,228	872	2,100
158	0	3	129	1,709	1,956	87.37%	897	680	1,577
159	0	0	277	3,262	3,733	87.38%	1,888	1,097	2,985
160	0	1	38	377	416	90.63%	178	160	338
201	0	3	182	2,690	3,176	84.70%	1,439	1,066	2,505
202	1	1	289	3,815	4,534	84.14%	2,052	1,473	3,525
203	0	1	146	1,984	2,131	93.10%	991	846	1,837
251	0	0	0	2	3	66.67%	1	1	2
252	0	0	111	1,675	1,897	88.30%	850	714	1,564
280	0	0	87	1,190	1,370	86.86%	730	373	1,103
281	0	1	98	1,363	1,524	89.44%	815	449	1,264
282	0	0	25	414	499	82.97%	246	143	389
283	0	0	30	480	522	91.95%	253	197	450
320	1	0	72	1,111	1,258	88.31%	526	513	1,039
321	1	0	106	1,502	1,673	89.78%	628	768	1,396
322	0	0	60	1,072	1,188	90.24%	441	571	1,012
323	1	0	70	1,359	1,540	88.25%	583	706	1,289
330	0	0	139	2,555	3,003	85.08%	1,047	1,369	2,416

CERTIFIED COPY OF THE ORIGINAL  
CHERRY HALL COUNTY CLERK

*Sherry Hall*

# Canvass Report — Total Voters — Official Clackamas County, Oregon — General Election — November 06, 2012

11/20/2012 10:40 AM  
Precincts Reporting 118 of 118 = 100.00%

Page 151 of 174

Total Number of Voters: 191,126 of 229,236 = 83.38%

## 85 Amends Constitution: Allocates corporate income/excise tax "kicker" refund to education

Precinct	Blank Ballots Cast	Over Votes	Under Votes	Total Ballots Cast	Registered Voters	Percent Turnout	YES	NO	Totals
331	0	0	51	622	711	87.48%	251	320	571
332	0	0	8	239	270	88.52%	90	141	231
333	1	2	85	1,299	1,529	84.96%	542	670	1,212
350	0	0	79	1,501	1,825	82.25%	609	813	1,422
351	0	2	141	2,703	3,304	81.81%	1,106	1,454	2,560
352	0	0	96	1,687	2,027	83.23%	616	975	1,591
360	0	1	106	2,045	2,541	80.48%	896	1,042	1,938
361	0	0	3	62	86	72.09%	39	20	59
362	0	1	59	1,255	1,476	85.03%	549	646	1,195
363	0	0	19	449	573	78.36%	194	236	430
364	0	0	35	625	776	80.54%	269	321	590
370	0	0	130	2,088	2,566	81.37%	953	1,005	1,958
371	0	0	93	1,568	1,939	80.87%	740	735	1,475
372	0	0	52	796	974	81.72%	334	410	744
373	0	1	173	2,745	3,394	80.88%	1,479	1,092	2,571
400	1	1	95	1,280	1,522	84.10%	566	618	1,184
401	0	0	91	1,178	1,342	87.78%	520	567	1,087
402	0	0	66	1,241	1,464	84.77%	528	647	1,175
403	0	0	63	1,093	1,286	84.99%	479	549	1,028
404	0	0	132	2,208	2,699	81.81%	916	1,160	2,076
405	0	0	54	926	1,159	79.90%	347	525	872
410	0	0	36	735	900	81.67%	303	396	699
411	1	0	169	2,538	3,062	82.89%	1,301	1,068	2,369
412	0	0	113	1,729	2,137	80.91%	827	789	1,616
413	0	0	116	1,575	2,142	73.53%	867	592	1,459
414	0	0	33	712	858	82.98%	346	333	679
415	0	0	12	181	214	84.58%	66	103	169
416	0	0	169	2,585	3,208	80.58%	1,424	992	2,416
417	0	0	4	39	45	86.67%	20	15	35
418	2	0	273	3,135	4,131	75.89%	1,711	1,151	2,862
419	0	0	46	670	811	82.61%	356	268	624

CERTIFIED COPY OF THE ORIGINAL  
SHERRY HALL, COUNTY CLERK

SM: *Sherry Hall*

# Canvass Report — Total Voters — Official Clackamas County, Oregon — General Election — November 06, 2012

11/20/2012 10:40 AM  
Precincts Reporting 118 of 118 = 100.00%

Page 152 of 174

Total Number of Voters: 191,126 of 229,236 = 83.38%

## 85 Amends Constitution: Allocates corporate income/excise tax "kicker" refund to education

Precinct	Blank Ballots Cast	Over Votes	Under Votes	Total Ballots Cast	Registered Voters	Percent Turnout	YES	NO	Totals
420	0	1	24	518	710	72.96%	317	176	493
421	0	1	164	2,263	2,739	82.62%	1,216	882	2,098
422	0	0	179	2,931	3,959	74.03%	1,710	1,042	2,752
423	0	0	1	17	22	77.27%	2	14	16
500	0	1	199	2,869	3,457	82.99%	1,572	1,097	2,669
501	1	4	179	2,441	3,032	80.51%	1,489	769	2,258
502	0	0	199	3,112	3,784	82.24%	1,772	1,141	2,913
503	0	0	212	3,112	3,606	86.30%	1,670	1,230	2,900
504	0	0	106	1,815	2,311	78.54%	1,012	697	1,709
505	0	1	110	1,542	1,821	84.68%	807	624	1,431
506	0	1	125	2,095	2,657	78.85%	1,088	881	1,969
510	0	0	45	845	990	85.35%	409	391	800
511	0	0	105	2,089	2,450	85.27%	923	1,061	1,984
512	0	0	74	1,168	1,449	80.61%	617	477	1,094
513	0	0	81	1,866	2,178	85.67%	852	933	1,785
514	0	0	195	3,194	3,755	85.06%	1,372	1,627	2,999
515	0	0	58	893	1,062	84.09%	411	424	835
516	0	0	33	801	948	84.49%	335	433	768
517	0	0	81	1,779	2,104	84.55%	774	924	1,698
518	0	0	80	1,710	2,036	83.99%	733	897	1,630
519	0	0	49	694	826	84.02%	312	333	645
520	0	0	19	358	404	88.61%	166	173	339
<b>Totals:</b>	<b>18</b>	<b>55</b>	<b>12,965</b>	<b>191,126</b>	<b>229,236</b>		<b>97,575</b>	<b>80,530</b>	<b>178,105</b>

CERTIFIED COPY OF THE ORIGINAL  
CLACKAMAS COUNTY CLERK

BY: *Sherry Hall*

Canvass Report — Total Voters — Official  
 Clackamas County, Oregon — General Election — November 06, 2012  
 Page 153 of 174

11/20/2012 10:40 AM  
 Precincts Reporting 118 of 118 = 100.00%

Total Number of Voters: 191,126 of 229,236 = 83.38%

3-402 City of Gladstone: Renewal of current Operating Levy for Fire and Medical services

Precinct	Blank Ballots Cast	Over Votes	Under Votes	Total Ballots Cast	Registered Voters	Percent Turnout	YES	NO	Totals
031	0	0	95	1,745	2,228	78.32%	1,363	287	1,650
032	1	0	103	1,809	2,297	78.75%	1,425	281	1,706
033	0	0	96	1,938	2,272	85.30%	1,516	326	1,842
<b>Totals:</b>	<b>1</b>	<b>0</b>	<b>294</b>	<b>5,492</b>	<b>6,797</b>		<b>4,304</b>	<b>894</b>	<b>5,198</b>

CERTIFIED COPY OF THE ORIGINAL  
 SHERRY HALL, COUNTY CLERK

BY: *Sherry Hall*

# Canvass Report — Total Voters — Official Clackamas County, Oregon — General Election — November 06, 2012

11/20/2012 10:40 AM  
Precincts Reporting 118 of 118 = 100.00%

Page 154 of 174

Total Number of Voters: 191,126 of 229,236 = 83.38%

## 3-403 City of Gladstone: Renewal of current Operating Levy for Police services

Precinct	Blank Ballots Cast	Over Votes	Under Votes	Total Ballots Cast	Registered Voters	Percent Turnout	YES	NO	Totals
031	0	0	97	1,745	2,228	78.32%	1,256	392	1,648
032	1	0	109	1,809	2,297	78.75%	1,309	391	1,700
033	0	0	96	1,938	2,272	85.30%	1,415	427	1,842
<b>Totals:</b>	<b>1</b>	<b>0</b>	<b>302</b>	<b>5,492</b>	<b>6,797</b>		<b>3,980</b>	<b>1,210</b>	<b>5,190</b>

CERTIFIED COPY OF THE ORIGINAL  
CLACKAMAS COUNTY CLERK

*[Signature]*

# Canvass Report — Total Voters — Official Clackamas County, Oregon — General Election — November 06, 2012

11/20/2012 10:40 AM  
Precincts Reporting 118 of 118 = 100.00%

Page 155 of 174

Total Number of Voters: 191,126 of 229,236 = 83.38%

## 3-404 City of Damascus: Amends Damascus Charter to limit spending growth rate in City

Precinct	Blank Ballots Cast	Over Votes	Under Votes	Total Ballots Cast	Registered Voters	Percent Turnout	YES	NO	Totals
400	1	0	102	1,259	1,494	84.27%	759	398	1,157
401	0	1	77	1,026	1,169	87.77%	569	379	948
402	0	0	60	1,224	1,440	85.00%	731	433	1,164
403	0	0	19	444	513	86.55%	301	124	425
412	0	0	125	1,600	1,985	80.60%	970	505	1,475
414	0	0	17	280	342	81.87%	172	91	263
<b>Totals:</b>	<b>1</b>	<b>1</b>	<b>400</b>	<b>5,833</b>	<b>6,943</b>		<b>3,502</b>	<b>1,930</b>	<b>5,432</b>

CERTIFIED COPY OF THE ORIGINAL  
CHERRY HALL, COUNTY CLERK

*Sherry Hall*

# Canvass Report — Total Voters — Official Clackamas County, Oregon — General Election — November 06, 2012

11/20/2012 10:40 AM  
Precincts Reporting 118 of 118 = 100.00%

Page 156 of 174

Total Number of Voters: 191,126 of 229,236 = 83.38%

## 3-405 City of Lake Oswego: Public Library Bond

Precinct	Blank Ballots Cast	Over Votes	Under Votes	Total Ballots Cast	Registered Voters	Percent Turnout	YES	NO	Totals
151	0	0	111	2,363	2,667	88.60%	1,049	1,203	2,252
152	0	2	162	2,626	2,931	89.59%	1,179	1,283	2,462
153	0	2	157	2,374	2,734	86.83%	961	1,254	2,215
154	0	0	64	658	731	90.01%	302	292	594
155	0	0	144	2,793	3,157	88.47%	1,035	1,614	2,649
156	0	0	160	2,971	3,298	90.08%	1,127	1,684	2,811
157	0	2	87	2,238	2,505	89.34%	820	1,329	2,149
158	0	0	91	1,709	1,956	87.37%	624	994	1,618
159	0	0	248	3,262	3,733	87.38%	1,276	1,738	3,014
160	0	0	22	377	416	90.63%	132	223	355
<b>Totals:</b>	<b>0</b>	<b>6</b>	<b>1,246</b>	<b>21,371</b>	<b>24,128</b>		<b>8,505</b>	<b>11,614</b>	<b>20,119</b>

CERTIFIED COPY OF THE ORIGINAL  
CHERRY HALL, COUNTY CLERK

*Sherry Hall*



**Canvass Report — Total Voters — Official**  
**Clackamas County, Oregon — General Election — November 06, 2012**  
 Page 157 of 174

11/20/2012 10:40 AM  
 Precincts Reporting 118 of 118 = 100.00%

Total Number of Voters: 191,126 of 229,236 = 83.38%

**3-406 City of Lake Oswego: Boones Ferry Road Bond Issue**

Precinct	Blank Ballots Cast	Over Votes	Under Votes	Total Ballots Cast	Registered Voters	Percent Turnout	YES	NO	Totals
151	0	0	137	2,363	2,667	88.60%	1,050	1,176	2,226
152	0	3	225	2,626	2,931	89.59%	1,177	1,221	2,398
153	0	1	171	2,374	2,734	86.83%	1,221	981	2,202
154	0	0	90	658	731	90.01%	309	259	568
155	0	0	150	2,793	3,157	88.47%	1,539	1,104	2,643
156	0	0	211	2,971	3,298	90.08%	1,255	1,505	2,760
157	0	0	96	2,238	2,505	89.34%	1,090	1,052	2,142
158	0	0	97	1,709	1,956	87.37%	891	721	1,612
159	0	0	274	3,262	3,733	87.38%	1,591	1,397	2,988
160	0	0	26	377	416	90.63%	175	176	351
<b>Totals:</b>	<b>0</b>	<b>4</b>	<b>1,477</b>	<b>21,371</b>	<b>24,128</b>		<b>10,298</b>	<b>9,592</b>	<b>19,890</b>

CERTIFIED COPY OF THE ORIGINAL  
 CLACKAMAS COUNTY CLERK

*Sherry Hall*

Canvass Report — Total Voters — Official  
 Clackamas County, Oregon — General Election — November 06, 2012  
 Page 158 of 174

11/20/2012 10:40 AM  
 Precincts Reporting 118 of 118 = 100.00%

Total Number of Voters: 191,126 of 229,236 = 83.38%

3-407 City of Oregon City: Requires Voter Approval for Urban Renewal Bonds

Precinct	Blank Ballots Cast	Over Votes	Under Votes	Total Ballots Cast	Registered Voters	Percent Turnout	YES	NO	Totals
001	1	2	258	3,137	3,778	83.03%	2,060	817	2,877
002	0	0	216	2,514	3,143	79.99%	1,592	706	2,298
003	0	3	156	1,869	2,346	79.67%	1,181	529	1,710
004	0	0	0	29	31	93.55%	21	8	29
005	1	2	296	2,829	3,634	77.85%	1,855	676	2,531
006	0	2	155	2,045	2,386	85.71%	1,352	536	1,888
007	2	0	203	2,247	2,805	80.11%	1,489	555	2,044
010	0	0	2	14	14	100.00%	9	3	12
<b>Totals:</b>	<b>4</b>	<b>9</b>	<b>1,286</b>	<b>14,684</b>	<b>18,137</b>		<b>9,559</b>	<b>3,830</b>	<b>13,389</b>

CERTIFIED COPY OF THE ORIGINAL  
 CLACKAMAS COUNTY CLERK

*Sherry Hall*

# Canvass Report — Total Voters — Official Clackamas County, Oregon — General Election — November 06, 2012

11/20/2012 10:40 AM  
Precincts Reporting 118 of 118 = 100.00%

Page 159 of 174

Total Number of Voters: 191,126 of 229,236 = 83.38%

## 3-408 City of Canby: Measure approving Annexation of 0.79 Acres into City of Canby

Precinct	Blank Ballots Cast	Over Votes	Under Votes	Total Ballots Cast	Registered Voters	Percent Turnout	YES	NO	Totals
122	0	1	138	2,423	2,893	83.75%	1,782	502	2,284
124	0	0	98	2,050	2,321	88.32%	1,628	324	1,952
125	0	0	156	2,734	3,286	83.20%	2,008	570	2,578
<b>Totals:</b>	<b>0</b>	<b>1</b>	<b>392</b>	<b>7,207</b>	<b>8,500</b>		<b>5,418</b>	<b>1,396</b>	<b>6,814</b>

CERTIFIED COPY OF THE ORIGINAL  
CLACKAMAS COUNTY CLERK

IN: *Murray Hall*

# Canvass Report — Total Voters — Official Clackamas County, Oregon — General Election — November 06, 2012

11/20/2012 10:40 AM  
Precincts Reporting 118 of 118 = 100.00%

Page 160 of 174

Total Number of Voters: 191,126 of 229,236 = 83.38%

## 3-410 City of Sandy: Measure approving Annexation of 19.90 Acres into City of Sandy

Precinct	Blank Ballots Cast	Over Votes	Under Votes	Total Ballots Cast	Registered Voters	Percent Turnout	YES	NO	Totals
107	0	0	185	2,211	2,909	76.01%	1,396	630	2,026
108	0	0	123	1,839	2,335	78.76%	1,015	701	1,716
<b>Totals:</b>	<b>0</b>	<b>0</b>	<b>308</b>	<b>4,050</b>	<b>5,244</b>		<b>2,411</b>	<b>1,331</b>	<b>3,742</b>

CERTIFIED COPY OF THE ORIGINAL  
CLACKAMAS COUNTY CLERK

*Sherry Hall*

# Canvass Report — Total Voters — Official Clackamas County, Oregon — General Election — November 06, 2012

11/20/2012 10:40 AM  
Precincts Reporting 118 of 118 = 100.00%

Page 161 of 174

Total Number of Voters: 191,126 of 229,236 = 83.38%

## 3-411 City of Damascus: Request Metro remove part of City from Urban Growth Boundary

Precinct	Blank Ballots Cast	Over Votes	Under Votes	Total Ballots Cast	Registered Voters	Percent Turnout	YES	NO	Totals
400	1	0	122	1,259	1,494	84.27%	533	604	1,137
401	0	0	83	1,026	1,169	87.77%	531	412	943
402	0	1	60	1,224	1,440	85.00%	578	585	1,163
403	0	0	29	444	513	86.55%	262	153	415
412	0	2	148	1,600	1,985	80.60%	641	809	1,450
414	0	1	19	280	342	81.87%	108	152	260
<b>Totals:</b>	<b>1</b>	<b>4</b>	<b>461</b>	<b>5,833</b>	<b>6,943</b>		<b>2,653</b>	<b>2,715</b>	<b>5,368</b>

ORIGINAL COPY OF THE ORIGINAL  
CLACKAMAS COUNTY CLERK

BY: *Sherry Hall*

# Canvass Report — Total Voters — Official Clackamas County, Oregon — General Election — November 06, 2012

11/20/2012 10:40 AM  
Precincts Reporting 118 of 118 = 100.00%

Page 162 of 174

Total Number of Voters: 191,126 of 229,236 = 83.38%

## 3-415 City of Molalla: Authorization to approve Annexation of 4.640 Acres into City

Precinct	Blank Ballots Cast	Over Votes	Under Votes	Total Ballots Cast	Registered Voters	Percent Turnout	YES	NO	Totals
111	0	0	211	2,898	3,742	77.45%	1,818	869	2,687
<b>Totals:</b>	<b>0</b>	<b>0</b>	<b>211</b>	<b>2,898</b>	<b>3,742</b>		<b>1,818</b>	<b>869</b>	<b>2,687</b>

CERTIFIED COPY OF THE ORIGINAL  
SHERRILL HALL, COUNTY CLERK

By: *Sherrill Hall*

**Canvass Report — Total Voters — Official  
Clackamas County, Oregon — General Election — November 06, 2012**

11/20/2012 10:40 AM  
Precincts Reporting 118 of 118 = 100.00%

Page 163 of 174

Total Number of Voters: 191,126 of 229,236 = 83.38%

**3-412 Molalla Fire District: Five-Year Local Option Tax for Operations and Equipment**

Precinct	Blank Ballots Cast	Over Votes	Under Votes	Total Ballots Cast	Registered Voters	Percent Turnout	YES	NO	Totals
111	0	0	118	2,898	3,742	77.45%	1,335	1,445	2,780
330	0	0	14	340	389	87.40%	152	174	326
350	0	0	8	266	326	81.60%	117	141	258
351	0	0	63	1,763	2,169	81.28%	709	991	1,700
352	0	0	44	1,079	1,314	82.12%	434	601	1,035
511	0	0	30	509	608	83.72%	192	287	479
516	0	0	25	451	533	84.62%	189	237	426
<b>Totals:</b>	<b>0</b>	<b>0</b>	<b>302</b>	<b>7,306</b>	<b>9,081</b>		<b>3,128</b>	<b>3,876</b>	<b>7,004</b>

CERTIFIED COPY OF THE ORIGINAL  
ENERGY HALL COUNTY CLERK

*Sherry Hall*

**Canvass Report — Total Voters — Official  
Clackamas County, Oregon — General Election — November 06, 2012**

11/20/2012 10:40 AM  
Precincts Reporting 118 of 118 = 100.00%

Total Number of Voters: 191,126 of 229,236 = 83.38%

**3-413 City of Gladstone: Authorization to construct and incur debt to finance new library**

Precinct	Blank Ballots Cast	Over Votes	Under Votes	Total Ballots Cast	Registered Voters	Percent Turnout	YES	NO	Totals
031	0	1	67	1,745	2,228	78.32%	709	968	1,677
032	1	1	70	1,809	2,297	78.75%	680	1,058	1,738
033	0	0	65	1,938	2,272	85.30%	923	950	1,873
<b>Totals:</b>	<b>1</b>	<b>2</b>	<b>202</b>	<b>5,492</b>	<b>6,797</b>		<b>2,312</b>	<b>2,976</b>	<b>5,288</b>

CERTIFIED COPY OF THE ORIGINAL  
SHERIFF HALL, COUNTY CLERK

BY: *Sherry Hall*



# Canvass Report — Total Voters — Official Clackamas County, Oregon — General Election — November 06, 2012

11/20/2012 10:40 AM  
Precincts Reporting 118 of 118 = 100.00%

Total Number of Voters: 191,126 of 229,236 = 83.38%

## 3-414 City of Estacada: Sewer Rate Increase

Precinct	Blank Ballots Cast	Over Votes	Under Votes	Total Ballots Cast	Registered Voters	Percent Turnout	YES	NO	Totals
106	0	1	41	1,206	1,525	79.08%	624	540	1,164
<b>Totals:</b>	<b>0</b>	<b>1</b>	<b>41</b>	<b>1,206</b>	<b>1,525</b>		<b>624</b>	<b>540</b>	<b>1,164</b>

CERTIFIED COPY OF THE ORIGINAL  
SHERRY HALL, COUNTY CLERK

EW: *Sherry Hall*

# Canvass Report — Total Voters — Official Clackamas County, Oregon — General Election — November 06, 2012

11/20/2012 10:40 AM  
Precincts Reporting 118 of 118 = 100.00%

Page 166 of 174

Total Number of Voters: 191,126 of 229,236 = 83.38%

## 3-409 Estacada Rural Fire Protection District: General Obligation Bond Authorization

Precinct	Blank Ballots Cast	Over Votes	Under Votes	Total Ballots Cast	Registered Voters	Percent Turnout	YES	NO	Totals
106	0	0	35	1,206	1,525	79.08%	606	565	1,171
350	0	0	12	267	330	80.91%	119	136	255
360	0	0	38	796	1,007	79.05%	351	407	758
361	0	0	0	7	9	77.78%	4	3	7
362	0	1	43	1,240	1,455	85.22%	560	636	1,196
363	0	0	16	449	572	78.50%	169	264	433
364	0	0	17	480	601	79.87%	212	251	463
372	0	0	18	386	471	81.95%	119	249	368
514	0	0	10	196	236	83.05%	84	102	186
<b>Totals:</b>	<b>0</b>	<b>1</b>	<b>189</b>	<b>5,027</b>	<b>6,206</b>		<b>2,224</b>	<b>2,613</b>	<b>4,837</b>

CERTIFIED COPY OF THE ORIGINAL  
SHERRY HALL, COUNTY CLERK

BY:

*Sherry Hall*

# Canvass Report — Total Voters — Official Clackamas County, Oregon — General Election — November 06, 2012

11/20/2012 10:40 AM  
Precincts Reporting 118 of 118 = 100.00%

Total Number of Voters: 191,126 of 229,236 = 83.38%

## 3-416 City of Oregon City: Measure approving annexation of 0.69 acres into Oregon City

Precinct	Blank Ballots Cast	Over Votes	Under Votes	Total Ballots Cast	Registered Voters	Percent Turnout	YES	NO	Totals
001	1	2	375	3,137	3,778	83.03%	1,875	885	2,760
002	0	0	260	2,514	3,143	79.99%	1,543	711	2,254
003	0	0	203	1,869	2,346	79.67%	1,136	530	1,666
004	0	1	0	29	31	93.55%	18	10	28
005	1	0	336	2,829	3,634	77.85%	1,810	683	2,493
006	0	0	204	2,045	2,386	85.71%	1,316	525	1,841
007	2	0	260	2,247	2,805	80.11%	1,427	560	1,987
010	0	0	2	14	14	100.00%	9	3	12
<b>Totals:</b>	<b>4</b>	<b>3</b>	<b>1,640</b>	<b>14,684</b>	<b>18,137</b>		<b>9,134</b>	<b>3,907</b>	<b>13,041</b>

CERTIFIED COPY OF THE ORIGINAL  
SHERIFF HALL, COUNTY CLERK

BY:

*Sherry Hall*

# Canvass Report — Total Voters — Official Clackamas County, Oregon — General Election — November 06, 2012 Page 168 of 174

11/20/2012 10:40 AM  
 Precincts Reporting 118 of 118 = 100.00%

Total Number of Voters: 191,126 of 229,236 = 83.38%

## 3-417 City of Oregon City: Measure approving annexation of 0.3 acres into Oregon City

Precinct	Blank Ballots Cast	Over Votes	Under Votes	Total Ballots Cast	Registered Voters	Percent Turnout	YES	NO	Totals
001	1	1	371	3,137	3,778	83.03%	1,899	866	2,765
002	0	0	258	2,514	3,143	79.99%	1,566	690	2,256
003	0	0	207	1,869	2,346	79.67%	1,140	522	1,662
004	0	1	0	29	31	93.55%	18	10	28
005	1	1	339	2,829	3,634	77.85%	1,813	676	2,489
006	0	0	206	2,045	2,386	85.71%	1,319	520	1,839
007	2	0	259	2,247	2,805	80.11%	1,434	554	1,988
010	0	0	2	14	14	100.00%	9	3	12
<b>Totals:</b>	<b>4</b>	<b>3</b>	<b>1,642</b>	<b>14,684</b>	<b>18,137</b>		<b>9,198</b>	<b>3,841</b>	<b>13,039</b>

CERTIFIED COPY OF THE ORIGINAL  
 SHERRY HALL, COUNTY CLERK

Sherry Hall

**Canvass Report — Total Voters — Official**  
**Clackamas County, Oregon — General Election — November 06, 2012**  
 Page 169 of 174

11/20/2012 10:40 AM  
 Precincts Reporting 118 of 118 = 100.00%

Total Number of Voters: 191,126 of 229,236 = 83.38%

**3-418 City of Oregon City: Measure approving annexation of 11.93 acres into Oregon City**

Precinct	Blank Ballots Cast	Over Votes	Under Votes	Total Ballots Cast	Registered Voters	Percent Turnout	YES	NO	Totals
001	1	0	365	3,137	3,778	83.03%	1,830	942	2,772
002	0	2	264	2,514	3,143	79.99%	1,465	783	2,248
003	0	0	205	1,869	2,346	79.67%	1,107	557	1,664
004	0	0	0	29	31	93.55%	20	9	29
005	1	0	330	2,829	3,634	77.85%	1,677	822	2,499
006	0	0	200	2,045	2,386	85.71%	1,272	573	1,845
007	2	1	253	2,247	2,805	80.11%	1,390	603	1,993
010	0	0	2	14	14	100.00%	8	4	12
<b>Totals:</b>	<b>4</b>	<b>3</b>	<b>1,619</b>	<b>14,684</b>	<b>18,137</b>		<b>8,769</b>	<b>4,293</b>	<b>13,062</b>

CERTIFIED COPY OF THE ORIGINAL  
 SHERIFF'S OFFICE COUNTY CLERK

*Sherry Hall*

# Canvass Report — Total Voters — Official Clackamas County, Oregon — General Election — November 06, 2012

11/20/2012 10:40 AM  
Precincts Reporting 118 of 118 = 100.00%

Total Number of Voters: 191,126 of 229,236 = 83.38%

## 3-419 City of Oregon City: Measure approving annexation of 0.89 acres into Oregon City

Precinct	Blank Ballots Cast	Over Votes	Under Votes	Total Ballots Cast	Registered Voters	Percent Turnout	YES	NO	Totals
001	1	0	369	3,137	3,778	83.03%	1,919	849	2,768
002	0	0	260	2,514	3,143	79.99%	1,574	680	2,254
003	0	0	201	1,869	2,346	79.67%	1,156	512	1,668
004	0	0	0	29	31	93.55%	19	10	29
005	1	0	335	2,829	3,634	77.85%	1,789	705	2,494
006	0	0	207	2,045	2,386	85.71%	1,344	494	1,838
007	2	2	258	2,247	2,805	80.11%	1,441	546	1,987
010	0	0	2	14	14	100.00%	8	4	12
<b>Totals:</b>	<b>4</b>	<b>2</b>	<b>1,632</b>	<b>14,684</b>	<b>18,137</b>		<b>9,250</b>	<b>3,800</b>	<b>13,050</b>

CERTIFIED COPY OF THE ORIGINAL  
SHERIFF HALL, COUNTY CLERK

Sheriff Hall

# Canvass Report — Total Voters — Official Clackamas County, Oregon — General Election — November 06, 2012

11/20/2012 10:40 AM  
Precincts Reporting 118 of 118 = 100.00%

Total Number of Voters: 191,126 of 229,236 = 83.38%

## 3-420 Government Camp Road District: Establishing a Special Road District in Government Camp

Precinct	Blank Ballots Cast	Over Votes	Under Votes	Total Ballots Cast	Registered Voters	Percent Turnout	YES	NO	Totals
	0	0	2	104	123	84.55%	66	36	102
<b>Totals:</b>	0	0	2	104	123		66	36	102

CERTIFIED COPY OF THE ORIGINAL  
SHERIFF HALL, COUNTY CLERK

BY: *Mary Hall*

Canvass Report — Total Voters — Official  
 Clackamas County, Oregon — General Election — November 06, 2012  
 Page 172 of 174

11/20/2012 10:40 AM  
 Precincts Reporting 118 of 118 = 100.00%

Total Number of Voters: 191,126 of 229,236 = 83.38%

26-145 City of Portland: Amends Charter: Changes Provisions Of Fire Police Disability Retirement

Precinct	Blank Ballots Cast	Over Votes	Under Votes	Total Ballots Cast	Registered Voters	Percent Turnout	YES	NO	Totals
070	0	0	3	5	5	100.00%	1	1	2
071	0	0	20	147	160	91.88%	108	19	127
072	0	0	25	96	115	83.48%	48	23	71
073	0	0	21	138	186	74.19%	75	42	117
074	0	0	8	56	64	87.50%	28	20	48
104	0	0	0	3	4	75.00%	3	0	3
Totals:	0	0	77	445	534		263	105	368

CERTIFIED COPY OF THE ORIGINAL  
 SHERIFF HALL, COUNTY CLERK

EW: *Sherry Hall*



# Canvass Report — Total Voters — Official Clackamas County, Oregon — General Election — November 06, 2012

11/20/2012 10:40 AM  
Precincts Reporting 118 of 118 = 100.00%

Total Number of Voters: 191,126 of 229,236 = 83.38%

## 26-146 City of Portland: Restore School Arts, Music Education; Fund Arts through Limited Tax

Precinct	Blank Ballots Cast	Over Votes	Under Votes	Total Ballots Cast	Registered Voters	Percent Turnout	YES	NO	Totals
070	0	0	1	5	5	100.00%	3	1	4
071	0	0	3	147	160	91.88%	67	77	144
072	0	0	6	96	115	83.48%	47	43	90
073	0	0	14	138	186	74.19%	59	65	124
074	0	0	3	56	64	87.50%	23	30	53
104	0	0	0	3	4	75.00%	1	2	3
<b>Totals:</b>	<b>0</b>	<b>0</b>	<b>27</b>	<b>445</b>	<b>534</b>		<b>200</b>	<b>218</b>	<b>418</b>

CERTIFIED COPY OF THE ORIGINAL  
SHERRY HALL, COUNTY CLERK

BY: *Sherry Hall*

# Canvass Report — Total Voters — Official Clackamas County, Oregon — General Election — November 06, 2012

11/20/2012 10:40 AM  
Precincts Reporting 118 of 118 = 100.00%

Total Number of Voters: 191,126 of 229,236 = 83.38%

## 26-144 Portland Public School District: Bonds To Improve Schools

Precinct	Blank Ballots Cast	Over Votes	Under Votes	Total Ballots Cast	Registered Voters	Percent Turnout	YES	NO	Totals
071	0	0	8	147	160	91.88%	77	62	139
159	0	0	6	37	42	88.10%	14	17	31
<b>Totals:</b>	<b>0</b>	<b>0</b>	<b>14</b>	<b>184</b>	<b>202</b>		<b>91</b>	<b>79</b>	<b>170</b>

CERTIFIED COPY OF THE ORIGINAL  
SHERIFF HALL, COUNTY CLERK

DN: *Merry Hall*