

Coos County Elections

November 6, 2012 General Election

The Certified Final Official Totals with the adjustment made to reflect the Automatic Recount results completed for the Coos County Commissioner, Position #1

Coos County Commissioner – Position #1 (before Recount):

• Fred Messerle:	12,651
• Robert (Bob) Main:	12,663
• Write-In's:	155
• Over Votes	5
• Under Votes	3,570

Coos County Commissioner – Position #1 (after Recount):

Fred Messerle:	12,650 *
Robert (Bob) Main:	12,664 *
Write-In's:	155
Over Votes:	5
Under Votes:	3,570

*** The recount process identified 1 ballot that was originally tallied by the tabulator in Precinct 2 as a vote for Fred Messerle, which was incorrect. The vote should have been tallied for Robert (Bob) Main. The above certified totals reflects this change.**

Run Date:11/29/12 08:19 AM

Report EL45 Page 001

	VOTES	PERCENT
PRECINCTS COUNTED (OF 18)	18	100.00
REGISTERED VOTERS - TOTAL	34,919	
BALLOTS CAST - TOTAL	29,044	
VOTER TURNOUT - TOTAL		83.18
United States President and Vice President		
Vote for 1		
(WITH 18 OF 18 PRECINCTS COUNTED)		
Barack Obama (DEM)	12,845	44.78
Jill Stein (PGP)	296	1.03
Ross C (Rocky) Anderson (PRO)	66	.23
Gary Johnson (LBT)	425	1.48
Mitt Romney (REP)	14,673	51.15
Will Christensen (CON)	129	.45
WRITE-IN	252	.88
Total	28,686	
Over Votes	38	
Under Votes	320	
US Representative in Congress, 4th District		
Vote for 1		
(WITH 18 OF 18 PRECINCTS COUNTED)		
Peter A DeFazio (DEM)	14,926	52.97
Chuck Huntting (LBT)	509	1.81
Art Robinson (REP)	12,721	45.14
WRITE-IN	24	.09
Total	28,180	
Over Votes	6	
Under Votes	858	
Secretary of State		
Vote for 1		
(WITH 18 OF 18 PRECINCTS COUNTED)		
Seth Woolley (PGP)	543	1.99
Robert Wolfe (PRO)	284	1.04
Bruce Alexander Knight (LBT)	443	1.62
Kate Brown (DEM)	13,004	47.70
Knute Buehler (REP)	12,959	47.53
WRITE-IN	30	.11
Total	27,263	
Over Votes	8	
Under Votes	1,773	
State Treasurer		
Vote for 1		
(WITH 18 OF 18 PRECINCTS COUNTED)		
Ted Wheeler (DEM)	13,214	49.73
Cameron Whitten (PRO)	611	2.30
John F Mahler (LBT)	531	2.00
Michael Paul Marsh (CON)	358	1.35
Tom Cox (REP)	11,825	44.50
WRITE-IN	32	.12
Total	26,571	
Over Votes	4	
Under Votes	2,469	

	VOTES	PERCENT
Attorney General		
Vote for 1		
(WITH 18 OF 18 PRECINCTS COUNTED)		
Chris Henry (PRO)	441	1.67
James L Buchal (REP)	12,107	45.89
James E Leuenberger (CON)	904	3.43
Ellen Rosenblum (DEM)	12,887	48.85
WRITE-IN	42	.16
Total	26,381	
Over Votes	2	
Under Votes	2,661	

	VOTES	PERCENT
State Senator, 1st District		
Vote for 1		
(WITH 10 OF 10 PRECINCTS COUNTED)		
Jeff Kruse (REP)	7,430	65.88
Eldon Rollins (DEM)	3,817	33.84
WRITE-IN	31	.27
Total	11,278	
Over Votes	0	
Under Votes	1,222	

	VOTES	PERCENT
State Senator, 5th District		
Vote for 1		
(WITH 8 OF 8 PRECINCTS COUNTED)		
Scott Roberts (REP)	7,382	47.24
Arnie Roblan (DEM)	8,216	52.58
WRITE-IN	29	.19
Total	15,627	
Over Votes	2	
Under Votes	915	

	VOTES	PERCENT
State Representative, 1st District		
Vote for 1		
(WITH 10 OF 10 PRECINCTS COUNTED)		
Jim Klahr (DEM)	3,752	33.06
Wayne Krieger (REP)	7,566	66.67
WRITE-IN	31	.27
Total	11,349	
Over Votes	1	
Under Votes	1,150	

	VOTES	PERCENT
State Representative, 9th District		
Vote for 1		
(WITH 8 OF 8 PRECINCTS COUNTED)		
Caddy McKeown (DEM)	8,520	55.83
Nancy Brouhard (REP)	6,271	41.09
Guy Rosinbaum (LBT)	447	2.93
WRITE-IN	22	.14
Total	15,260	
Over Votes	2	
Under Votes	1,282	

Run Date:11/29/12 08:19 AM

Report EL45 Page 002

VOTES PERCENT

VOTES PERCENT

Commissioner of Labor and Industries 2 yr term

Vote for 1

(WITH 18 OF 18 PRECINCTS COUNTED)

Bruce Starr.	11,829	57.50
Brad Avakian	8,606	41.84
WRITE-IN.	136	.66
Total	20,571	
Over Votes	3	
Under Votes	8,470	

Judge of the Supreme Court, Position 3

Vote for 1

(WITH 18 OF 18 PRECINCTS COUNTED)

Richard C Baldwin.	10,374	50.98
Nena Cook	9,860	48.46
WRITE-IN.	114	.56
Total	20,348	
Over Votes	8	
Under Votes	8,688	

Judge of the Court of Appeals, Position 6

Vote for 1

(WITH 18 OF 18 PRECINCTS COUNTED)

James C Egan	12,396	64.67
Tim Volpert.	6,671	34.80
WRITE-IN.	100	.52
Total	19,167	
Over Votes	1	
Under Votes	9,876	

Coos County Commissioner, Position 1

Vote for 1

(WITH 18 OF 18 PRECINCTS COUNTED)

Fred Messerle	12,650	49.67
Robert (Bob) Main.	12,664	49.72
WRITE-IN.	155	.61
Total	25,469	
Over Votes	5	
Under Votes	3,570	

Coos County Commissioner, Position 2, 2 yr term

Vote for 1

(WITH 18 OF 18 PRECINCTS COUNTED)

John W Sweet	13,722	56.75
Tim Bishop	10,165	42.04
WRITE-IN.	292	1.21
Total	24,179	
Over Votes	5	
Under Votes	4,860	

Coos County Commissioner, Position 3, 2 yr term

Vote for 1

(WITH 18 OF 18 PRECINCTS COUNTED)

Melissa Cribbins	13,171	54.36
Don Gurney	10,962	45.25
WRITE-IN.	95	.39
Total	24,228	
Over Votes	7	
Under Votes	4,809	

Coos County Treasurer

Vote for 1

(WITH 18 OF 18 PRECINCTS COUNTED)

Mary Barton.	17,554	98.83
WRITE-IN.	208	1.17
Total	17,762	
Over Votes	1	
Under Votes	11,281	

Bandon Mayor

Vote for 1

(WITH 1 OF 1 PRECINCTS COUNTED)

Mary C Schamehorn.	882	60.25
Mike Claassen	571	39.00
WRITE-IN.	11	.75
Total	1,464	
Over Votes	0	
Under Votes	130	

Coos Bay Mayor

Vote for 1

(WITH 3 OF 3 PRECINCTS COUNTED)

Crystal Shoji	4,321	97.04
WRITE-IN.	132	2.96
Total	4,453	
Over Votes	0	
Under Votes	1,841	

Coquille Mayor

Vote for 1

(WITH 1 OF 1 PRECINCTS COUNTED)

Linda Short.	625	41.20
Matt Rowe	851	56.10
WRITE-IN.	41	2.70
Total	1,517	
Over Votes	0	
Under Votes	254	

Run Date:11/29/12 08:19 AM

Report EL45 Page 003

VOTES PERCENT

VOTES PERCENT

Lakeside Mayor

Vote for 1

(WITH 1 OF 1 PRECINCTS COUNTED)

Chrysta B Swift	185	23.27
L Dean Warner	292	36.73
Ed Gowan.	309	38.87
WRITE-IN.	9	1.13
Total	795	
Over Votes	0	
Under Votes	109	

Myrtle Point Mayor

Vote for 1

(WITH 1 OF 1 PRECINCTS COUNTED)

Michael P Johnson.	732	95.56
WRITE-IN.	34	4.44
Total	766	
Over Votes	0	
Under Votes	235	

North Bend Mayor

Vote for 1

(WITH 2 OF 2 PRECINCTS COUNTED)

Rick Wetherell.	3,288	97.60
WRITE-IN.	81	2.40
Total	3,369	
Over Votes	1	
Under Votes	974	

Powers Mayor

Vote for 1

(WITH 1 OF 1 PRECINCTS COUNTED)

Ed Hamlett	172	73.50
WRITE-IN.	62	26.50
Total	234	
Over Votes	0	
Under Votes	87	

Bandon City Councilors

Vote for 3

(WITH 1 OF 1 PRECINCTS COUNTED)

Michael A Sterling	751	23.55
Geri Procetto	771	24.18
Claudine Hundhausen	833	26.12
Brian M Vick	774	24.27
WRITE-IN.	60	1.88
Total	3,189	
Over Votes	15	
Under Votes	1,578	

Coos Bay City Councilors

Vote for 3

(WITH 3 OF 3 PRECINCTS COUNTED)

Mark Daily	2,600	21.39
Dennis Dater	922	7.59
Dax Davidson	1,318	10.84
Howard Forte	1,535	12.63
Gene Melton.	2,250	18.51
Mike Vaughan	2,042	16.80
Kyle Zender.	1,372	11.29
WRITE-IN.	116	.95
Total	12,155	
Over Votes	21	
Under Votes	6,706	

Coquille City Councilors

Vote for 3

(WITH 1 OF 1 PRECINCTS COUNTED)

Susan Heaton	895	23.02
Bryan Baird.	653	16.80
Dian Courtright	739	19.01
Fran Capehart	759	19.52
Dave A Chappelle	799	20.55
WRITE-IN.	43	1.11
Total	3,888	
Over Votes	3	
Under Votes	1,422	

Lakeside City Councilors

Vote for 3

(WITH 1 OF 1 PRECINCTS COUNTED)

Rudy Sherych	499	27.37
Stacy J Dunn	418	22.93
Elaine L Armstrong	385	21.12
Danny Gonsalves	467	25.62
WRITE-IN.	54	2.96
Total	1,823	
Over Votes	6	
Under Votes	883	

Lakeside City Councilors 2 yr term

Vote for 1

(WITH 1 OF 1 PRECINCTS COUNTED)

Michael L Smith	284	42.90
Bert Guin	372	56.19
WRITE-IN.	6	.91
Total	662	
Over Votes	2	
Under Votes	240	

Run Date:11/29/12 08:19 AM

Report EL45 Page 004

VOTES PERCENT

VOTES PERCENT

Myrtle Point City Councilors 3, 4 yr terms / 1, 2yr term
Vote for 4

(WITH 1 OF 1 PRECINCTS COUNTED)

Phyllis A Wilson	594	20.11
Beau Allen	597	20.21
Jamie Myers.	462	15.64
Doug Veysey.	696	23.56
Barbara Carter.	587	19.87
WRITE-IN.	18	.61
Total	2,954	
Over Votes	4	
Under Votes	1,046	

North Bend City Councilors

Vote for 3

(WITH 2 OF 2 PRECINCTS COUNTED)

Mike Erbele.	2,356	27.13
Timm Slater.	2,392	27.55
Kyle Daniels	1,749	20.14
Howard Graham	2,119	24.40
WRITE-IN.	67	.77
Total	8,683	
Over Votes	15	
Under Votes	4,334	

Powers City Councilors

Vote for 3

(WITH 1 OF 1 PRECINCTS COUNTED)

Donald E Horton	170	23.64
Jack R McDaniel	122	16.97
Mearl W McDaniel, Jr.	151	21.00
Shirley A Burgess.	228	31.71
WRITE-IN.	48	6.68
Total	719	
Over Votes	6	
Under Votes	238	

Coos Soil & Water, Director - Zone 1

Vote for 1

(WITH 18 OF 18 PRECINCTS COUNTED)

Steven Scheer	15,697	98.84
WRITE-IN.	184	1.16
Total	15,881	
Over Votes	0	
Under Votes	13,163	

Coos Soil & Water, Director - Zone 2, 2 yr term

Vote for 1

(WITH 18 OF 18 PRECINCTS COUNTED)

Dan Pierce	15,422	99.00
WRITE-IN.	156	1.00
Total	15,578	
Over Votes	1	
Under Votes	13,465	

Coos Soil & Water, Director - Zone 3

Vote for 1

(WITH 18 OF 18 PRECINCTS COUNTED)

Charlie H Waterman	16,160	98.97
WRITE-IN.	168	1.03
Total	16,328	
Over Votes	2	
Under Votes	12,714	

Coos Soil & Water, Director - Zone 4

Vote for 1

(WITH 18 OF 18 PRECINCTS COUNTED)

NO CANDIDATE FILED	0	
WRITE-IN.	1,376	100.00
Total	1,376	
Over Votes	0	
Under Votes	27,668	

Coos Soil & Water, Director - Zone 5, 2 yr term

Vote for 1

(WITH 18 OF 18 PRECINCTS COUNTED)

NO CANDIDATE FILED	0	
WRITE-IN.	1,124	100.00
Total	1,124	
Over Votes	0	
Under Votes	27,920	

Coos Soil & Water, Director - At Large 1, 2 yr term

Vote for 1

(WITH 18 OF 18 PRECINCTS COUNTED)

Ernest G Newton	15,158	98.77
WRITE-IN.	188	1.23
Total	15,346	
Over Votes	3	
Under Votes	13,695	

Coos Soil & Water, Director - At Large 2, 2 yr term

Vote for 1

(WITH 18 OF 18 PRECINCTS COUNTED)

Mark W Villers.	15,112	98.88
WRITE-IN.	171	1.12
Total	15,283	
Over Votes	0	
Under Votes	13,761	

Run Date:11/29/12 08:19 AM

Report EL45 Page 005

VOTES PERCENT

VOTES PERCENT

Proposed Bandon Comm Swimming Pool Rec Dist, Directors

Vote for 5

(WITH 2 OF 2 PRECINCTS COUNTED)

Zita Ingham.	1,067	21.34
Astrid Diepenbroek	1,123	22.46
Myra Lawson.	1,150	23.00
David Reed	1,134	22.68
WRITE-IN.	527	10.54
Total	5,001	
Over Votes	0	
Under Votes	12,779	

M-77 Amends Constitution: Governor Declares Disaster

Vote for 1

(WITH 18 OF 18 PRECINCTS COUNTED)

Yes	13,160	49.91
No.	13,207	50.09
Total	26,367	
Over Votes	5	
Under Votes	2,672	

M-78 Amends Constitution: Gov't Language Desc

Vote for 1

(WITH 18 OF 18 PRECINCTS COUNTED)

Yes	16,173	61.56
No.	10,099	38.44
Total	26,272	
Over Votes	3	
Under Votes	2,769	

M-79 Amends Constitution: Real Estate Transfer Tax

Vote for 1

(WITH 18 OF 18 PRECINCTS COUNTED)

Yes	16,889	62.50
No.	10,132	37.50
Total	27,021	
Over Votes	16	
Under Votes	2,007	

M-80 Marijuana Cultivation Allowed

Vote for 1

(WITH 18 OF 18 PRECINCTS COUNTED)

Yes	12,180	43.52
No.	15,804	56.48
Total	27,984	
Over Votes	4	
Under Votes	1,056	

M-81 Prohibits Non-Tribal Gillnet Fishing

Vote for 1

(WITH 18 OF 18 PRECINCTS COUNTED)

Yes	7,940	29.79
No.	18,713	70.21
Total	26,653	
Over Votes	7	
Under Votes	2,384	

M-82 Amends Constitution: Authorizes Private Casinos

Vote for 1

(WITH 18 OF 18 PRECINCTS COUNTED)

Yes	9,610	34.90
No.	17,928	65.10
Total	27,538	
Over Votes	11	
Under Votes	1,495	

M-83 Authorizes Wood Village Casino

Vote for 1

(WITH 18 OF 18 PRECINCTS COUNTED)

Yes	9,680	35.29
No.	17,748	64.71
Total	27,428	
Over Votes	10	
Under Votes	1,606	

M-84 Phases Out Inheritance Tax

Vote for 1

(WITH 18 OF 18 PRECINCTS COUNTED)

Yes	13,784	50.19
No.	13,680	49.81
Total	27,464	
Over Votes	15	
Under Votes	1,565	

M-85 Amends Constitution: Tax "Kicker" Refund/K-12

Vote for 1

(WITH 18 OF 18 PRECINCTS COUNTED)

Yes	14,487	53.44
No.	12,623	46.56
Total	27,110	
Over Votes	1	
Under Votes	1,933	

6-143 Home Rule Charter for Coos County

Vote for 1

(WITH 18 OF 18 PRECINCTS COUNTED)

Yes	6,520	25.88
No.	18,673	74.12
Total	25,193	
Over Votes	9	
Under Votes	3,842	

Run Date:11/29/12 08:19 AM

Report EL45 Page 006

VOTES PERCENT

VOTES PERCENT

6-144 Ord to Change BOC/Create County Administrator

Vote for 1

(WITH 18 OF 18 PRECINCTS COUNTED)

Yes	10,881	41.96
No.	15,052	58.04
Total	25,933	
Over Votes	4	
Under Votes	3,107	

6-146 Proposed Bandon Comm Swimming Pool Rec Dist

Vote for 1

(WITH 2 OF 2 PRECINCTS COUNTED)

Yes	1,256	37.07
No.	2,132	62.93
Total	3,388	
Over Votes	0	
Under Votes	168	

6-145 Advisory Vote - Expand Bandon Marsh

Vote for 1

(WITH 18 OF 18 PRECINCTS COUNTED)

Yes	7,934	29.65
No.	18,826	70.35
Total	26,760	
Over Votes	8	
Under Votes	2,276	

6-147 Proposed Cedar Crest Rd Dist Formation

Vote for 1

(WITH 1 OF 1 PRECINCTS COUNTED)

Yes	18	78.26
No.	5	21.74
Total	23	
Over Votes	0	
Under Votes	2	

6-140 Proposed Lakeside RFPD Annexation-New Area

Vote for 1

(WITH 2 OF 2 PRECINCTS COUNTED)

Yes	64	60.38
No.	42	39.62
Total	106	
Over Votes	0	
Under Votes	3	

I hereby certify that the above
results are true and correct

Terri L. Turi, CCC
Coos County Clerk

6-141 Proposed Lakeside RFPD Annexation-Existing Area

Vote for 1

(WITH 1 OF 1 PRECINCTS COUNTED)

Yes	716	74.74
No.	242	25.26
Total	958	
Over Votes	0	
Under Votes	51	

6-139 Proposed Carlson-Primrose Rd Dist Formation

Vote for 1

(WITH 1 OF 1 PRECINCTS COUNTED)


Yes	36	92.31
No.	3	7.69
Total	39	
Over Votes	0	
Under Votes	0	

6-142 Carlson Heights Rd Dist Dissolution

Vote for 1

(WITH 1 OF 1 PRECINCTS COUNTED)

Yes	35	94.59
No.	2	5.41
Total	37	
Over Votes	0	
Under Votes	0	



RUN DATE:11/20/12 09:31 AM

REPORT-EL111

PAGE 0001

United States President and Vice President


Vote for 1

	W C i h l r l i s t W R I								
	R C A o n s (d G J s R e a o M R a b J S o r r h i o e T O V U V r a i t c s y n t m n E V O N O a m l e k o n s t n s E E T D T c a l i y n o n e e I R E E E k n) n y n N S R S (DEM) (PGP) (PRO) (LBT) (REP) (CON) (NON)								
0001 LAKESIDE CITY & RURAL	460	10	5	17	635	9	9	0	14
0002 RURAL NORTH BEND	986	30	4	26	1147	14	9	3	18
0003 NORTH BEND CITY WEST	1113	11	2	32	1232	10	17	3	30
0004 NORTH BEND CITY EAST	978	25	1	23	823	5	20	2	17
0005 COOS BAY CITY WEST	1329	33	6	42	1169	16	22	4	28
0006 COOS BAY CITY - MID	892	17	6	18	765	6	9	2	15
0007 COOS BAY CITY EAST	1010	19	1	34	819	5	18	3	23
0008 RURAL COOS BAY EAST	1186	36	3	43	1144	11	31	4	35
0009 RURAL COOS BAY WEST	150	6	1	8	132	0	1	0	4
0010 RURAL COOS BAY	889	14	4	22	1143	6	26	1	25
0011 RURAL COQUILLE	595	16	2	30	981	10	25	2	20
0012 COQUILLE CITY	689	16	4	30	981	10	14	4	23
0013 MYRTLE POINT CITY	360	9	3	13	597	7	3	3	6
0014 RURAL MYRTLE POINT	370	8	8	21	945	6	12	2	18
0015 POWERS CITY & RURAL	133	7	3	9	219	2	5	0	7
0016 BANDON CITY	828	22	10	19	686	5	12	2	10
0017 RURAL BANDON	780	17	3	28	1086	3	19	2	24
0018 RURAL BANDON-2CJ CURRY	97	0	0	10	169	4	0	1	3
CANDIDATE TOTALS	12845	296	66	425	14673	129	252	38	320
CANDIDATE PERCENT	44.77	1.03	.23	1.48	51.15	.44	.87		

I hereby certify that the above
results are true and correct



Terri L. Turi, CCC
Coos County Clerk



RUN DATE:11/20/12 09:32 AM

REPORT-EL111

PAGE 0001

US Representative in Congress, 4th District


Vote for 1

	PAD e e t F e a r z i o (DEM)	CH h u u n c t k t i n g (LBT)	AR r o t b i n o (REP)	W R I T E N (NON)	OV VO ET RE S	UV NO DT EE RS
0001 LAKESIDE CITY & RURAL	589	18	515	0	0	37
0002 RURAL NORTH BEND	1193	35	952	0	1	56
0003 NORTH BEND CITY WEST	1284	46	1022	4	1	93
0004 NORTH BEND CITY EAST	1093	39	707	2	0	53
0005 COOS BAY CITY WEST	1496	46	1009	1	0	97
0006 COOS BAY CITY - MID	1032	24	613	1	1	59
0007 COOS BAY CITY EAST	1116	33	725	2	0	56
0008 RURAL COOS BAY EAST	1379	59	951	4	1	99
0009 RURAL COOS BAY WEST	173	6	114	0	0	9
0010 RURAL COOS BAY	1026	38	1008	2	0	56
0011 RURAL COQUILLE	683	34	925	6	0	33
0012 COQUILLE CITY	832	29	867	0	0	43
0013 MYRTLE POINT CITY	432	15	535	0	0	19
0014 RURAL MYRTLE POINT	490	17	839	0	2	42
0015 POWERS CITY & RURAL	161	13	200	0	0	11
0016 BANDON CITY	919	31	607	1	0	36
0017 RURAL BANDON	911	21	979	1	0	50
0018 RURAL BANDON-2CJ CURRY	117	5	153	0	0	9
CANDIDATE TOTALS	14926	509	12721	24	6	858
CANDIDATE PERCENT	52.96	1.80	45.14	.08		

I hereby certify that the above
results are true and correct



Terri L. Turi, CCC
Coos County Clerk



RUN DATE:11/20/12 09:32 AM

REPORT-EL111

PAGE 0001

Secretary of State


Vote for 1

	SW eo to hl	B A K rl n ue i RW cxg oo ea h bl nt l ef e re y t (PGP)	KB nu ue KB ar to ew n (DEM)	W R I T E I N (NON)	OV VO ET RE S	UV NO DT EE RS
0001 LAKESIDE CITY & RURAL	17	9	20	492	556	0 0 65
0002 RURAL NORTH BEND	42	25	18	1000	1035	0 1 116
0003 NORTH BEND CITY WEST	33	27	28	1126	1066	4 0 166
0004 NORTH BEND CITY EAST	44	15	33	896	793	2 2 109
0005 COOS BAY CITY WEST	62	22	53	1348	985	0 0 179
0006 COOS BAY CITY - MID	34	14	14	862	707	0 1 98
0007 COOS BAY CITY EAST	46	16	38	988	708	7 1 128
0008 RURAL COOS BAY EAST	39	31	43	1222	1001	3 0 154
0009 RURAL COOS BAY WEST	7	4	7	141	119	0 0 24
0010 RURAL COOS BAY	30	22	29	909	996	3 0 141
0011 RURAL COQUILLE	28	16	21	638	901	5 0 72
0012 COQUILLE CITY	31	19	26	730	856	0 1 108
0013 MYRTLE POINT CITY	13	10	22	413	484	0 0 59
0014 RURAL MYRTLE POINT	28	11	17	424	806	3 0 101
0015 POWERS CITY & RURAL	6	7	11	153	171	2 0 35
0016 BANDON CITY	40	14	27	791	621	1 1 99
0017 RURAL BANDON	35	21	31	778	995	0 0 102
0018 RURAL BANDON-2CJ CURRY	8	1	5	93	159	0 1 17
CANDIDATE TOTALS	543	284	443	13004	12959	30 8 1773
CANDIDATE PERCENT	1.99	1.04	1.62	47.69	47.53	.11

I hereby certify that the above
results are true and correct



Terri L. Turi, CCC
Coos County Clerk



RUN DATE:11/20/12 09:33 AM

REPORT-EL111

PAGE 0001

State Treasurer


Vote for 1

	TW	CW	MPM		W			
	eh	ah	JFM	iaa	R			
	de	mi	o	a	I		OV	UV
	e	et	h	h	T		VO	NO
	l	rt	n	l	TC		ET	DT
	e	oe	e	e	oo	I	RE	EE
	r	nn	r	l	mx	N	S	RS
	(DEM)	(PRO)	(LBT)	(CON)	(REP)	(NON)		
0001 LAKESIDE CITY & RURAL	476	17	19	16	531	1	0	99
0002 RURAL NORTH BEND	1058	42	34	17	918	0	0	168
0003 NORTH BEND CITY WEST	1165	40	42	27	953	5	0	218
0004 NORTH BEND CITY EAST	954	45	40	26	668	2	0	159
0005 COOS BAY CITY WEST	1337	55	67	41	908	0	0	241
0006 COOS BAY CITY - MID	884	49	18	15	609	1	1	153
0007 COOS BAY CITY EAST	993	43	36	25	653	6	1	175
0008 RURAL COOS BAY EAST	1233	49	51	35	906	2	0	217
0009 RURAL COOS BAY WEST	149	7	7	0	108	1	0	30
0010 RURAL COOS BAY	932	46	39	22	912	1	1	177
0011 RURAL COQUILLE	653	38	23	9	833	5	0	120
0012 COQUILLE CITY	715	36	35	30	806	1	1	147
0013 MYRTLE POINT CITY	415	15	12	16	464	2	0	77
0014 RURAL MYRTLE POINT	418	27	17	22	781	1	0	124
0015 POWERS CITY & RURAL	153	6	9	5	160	1	0	51
0016 BANDON CITY	786	32	37	13	575	2	0	149
0017 RURAL BANDON	782	60	35	34	903	1	0	147
0018 RURAL BANDON-2CJ CURRY	111	4	10	5	137	0	0	17
CANDIDATE TOTALS	13214	611	531	358	11825	32	4	2469
CANDIDATE PERCENT	49.73	2.29	1.99	1.34	44.50	.12		

I hereby certify that the above
results are true and correct



Terri L. Turi, CCC
Coos County Clerk



RUN DATE:11/20/12 09:33 AM

REPORT-EL111

PAGE 0001

Attorney General

Vote for 1


J E L
a e
m u E R
e e l o W
s n l s R
J L B b e e I
C H a u e n n T O V U V
h e m c r b E V O N O
r n e h g l - E T D T
i r s a e u I R E E E
s y l r m N S R S
(PRO) (REP) (CON) (DEM) (NON)

0001 LAKESIDE CITY & RURAL	16	532	36	473	1	0	101
0002 RURAL NORTH BEND	36	942	59	1015	3	0	182
0003 NORTH BEND CITY WEST	36	1007	67	1097	7	0	236
0004 NORTH BEND CITY EAST	23	686	73	930	2	0	180
0005 COOS BAY CITY WEST	36	924	90	1328	3	1	267
0006 COOS BAY CITY - MID	23	638	50	859	2	1	157
0007 COOS BAY CITY EAST	32	667	71	960	4	0	198
0008 RURAL COOS BAY EAST	39	931	77	1217	5	0	224
0009 RURAL COOS BAY WEST	5	109	11	145	0	0	32
0010 RURAL COOS BAY	40	946	61	896	2	0	185
0011 RURAL COQUILLE	33	857	40	628	6	0	117
0012 COQUILLE CITY	31	815	61	689	1	0	174
0013 MYRTLE POINT CITY	11	473	26	403	1	0	87
0014 RURAL MYRTLE POINT	13	766	43	425	1	0	142
0015 POWERS CITY & RURAL	4	170	20	139	1	0	51
0016 BANDON CITY	19	585	42	793	2	0	153
0017 RURAL BANDON	42	912	63	785	1	0	159
0018 RURAL BANDON-2CJ CURRY	2	147	14	105	0	0	16
CANDIDATE TOTALS	441	12107	904	12887	42	2	2661
CANDIDATE PERCENT	1.67	45.89	3.42	48.84	.15		

I hereby certify that the above
results are true and correct



Terri L. Turi, CCC
Coos County Clerk



RUN DATE:11/20/12 09:34 AM

REPORT-EL111

PAGE 0001

State Senator, 1st District


Vote for 1

	JK er fu fs e (REP)	ER lo dl ol ni n s (DEM)	W R I T E I N (NON)	OV VO ET RE S	UV NO DT EE RS
0009 RURAL COOS BAY WEST	147	118	3	0	34
0010 RURAL COOS BAY	1263	642	6	0	219
0011 RURAL COQUILLE	1072	479	5	0	125
0012 COQUILLE CITY	1054	554	3	0	160
0013 MYRTLE POINT CITY	631	269	2	0	99
0014 RURAL MYRTLE POINT	956	292	1	0	141
0015 POWERS CITY & RURAL	228	108	1	0	48
0016 BANDON CITY	761	647	4	0	182
0017 RURAL BANDON	1139	626	4	0	193
0018 RURAL BANDON-2CJ CURRY	179	82	2	0	21
CANDIDATE TOTALS	7430	3817	31		1222
CANDIDATE PERCENT	65.88	33.84	.27		

I hereby certify that the above
results are true and correct



Terri L. Turi, CCC
Coos County Clerk



RUN DATE:11/20/12 09:34 AM

State Senator, 5th District

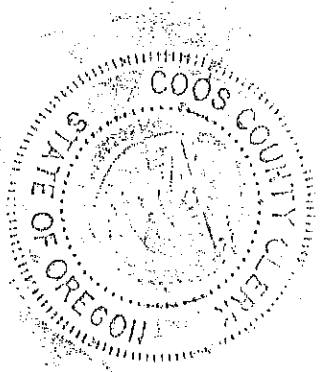
Vote for 1

	S R c o b t e t r t s (REP)	W R I T E I N (DEM)	O V V O E T R E S (NON)	U V N O D T E E R S
0001 LAKESIDE CITY & RURAL	612	481	2	0 64
0002 RURAL NORTH BEND	1075	1060	4	0 98
0003 NORTH BEND CITY WEST	1165	1142	3	0 140
0004 NORTH BEND CITY EAST	780	1004	2	0 108
0005 COOS BAY CITY WEST	1128	1332	4	1 184
0006 COOS BAY CITY - MID	710	953	0	0 67
0007 COOS BAY CITY EAST	801	1020	9	0 102
0008 RURAL COOS BAY EAST	1111	1224	5	1 152
CANDIDATE TOTALS	7382	8216	29	2 915
CANDIDATE PERCENT	47.23	52.57	.18	

I hereby certify that the above
results are true and correct



Terri L. Turi, CCC
Coos County Clerk



Official Canvass of Votes

Coos County, Oregon
2012 General Election
Tuesday, November 6, 2012

Official Canvass of Votes

REPORT-EL111

PAGE 0001


RUN DATE:11/20/12 09:34 AM

State Representative, 1st District

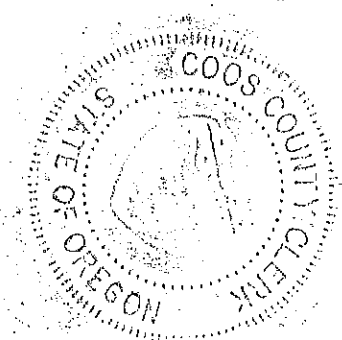
Vote for 1

	W K ar y il ma h r (DEM)	R I T E - I N (REP)	O V V E T R E S (NON)	U V N O D T E E R S	
0009 RURAL COOS BAY WEST	118	143	2	0	39
0010 RURAL COOS BAY	666	1267	7	0	190
0011 RURAL COQUILLE	466	1083	7	1	124
0012 COQUILLE CITY	527	1098	3	0	143
0013 MYRTLE POINT CITY	246	665	1	0	89
0014 RURAL MYRTLE POINT	294	965	3	0	128
0015 POWERS CITY & RURAL	102	237	1	0	45
0016 BANDON CITY	634	774	2	0	184
0017 RURAL BANDON	624	1142	4	0	192
0018 RURAL BANDON-2CJ CURRY	75	192	1	0	16
CANDIDATE TOTALS	3752	7566	31	1	1150
CANDIDATE PERCENT	33.06	66.66	.27		

I hereby certify that the above
results are true and correct



Terri L. Turi, CCC
Coos County Clerk



Official Canvass of Votes

Coos County, Oregon
2012 General Election
Tuesday, November 6, 2012

Official Canvass of Votes

REPORT-EL111

PAGE 0001

RUN DATE:11/20/12 09:35 AM

State Representative, 9th District


Vote for 1

	CM ac dK de yo w n (DEM)	NB ar no cu yh a r d (REP)	GR uo ys i n b a u m (LBT)	W R I T E I N (NON)	OV VO ET RE S	UV NO DT EE RS
0001 LAKESIDE CITY & RURAL	482	530	31	2	0	114
0002 RURAL NORTH BEND	1131	907	59	2	0	138
0003 NORTH BEND CITY WEST	1188	1008	45	5	0	204
0004 NORTH BEND CITY EAST	993	692	55	1	0	153
0005 COOS BAY CITY WEST	1362	968	91	2	0	226
0006 COOS BAY CITY - MID	993	578	38	3	1	117
0007 COOS BAY CITY EAST	1103	635	53	5	0	136
0008 RURAL COOS BAY EAST	1268	953	75	2	1	194
CANDIDATE TOTALS	8520	6271	447	22	2	1282
CANDIDATE PERCENT	55.83	41.09	2.92	.14		

I hereby certify that the above
results are true and correct



Terri L. Turi, CCC
Coos County Clerk



Official Canvass of Votes

Coos County, Oregon
2012 General Election
Tuesday, November 6, 2012

Official Canvass of Votes

REPORT-EL111

PAGE 0001


RUN DATE:11/20/12 09:35 AM

Commissioner of Labor and Industries 2 yr term


Vote for 1

	B S r t u a c r e r (NON)	A r v a a d k i a n (NON)	W R I T E I N (NON)	O V V O E T R E S	U V N O D T E E R S
0001 LAKESIDE CITY & RURAL	493	314	5	0	347
0002 RURAL NORTH BEND	923	707	6	0	601
0003 NORTH BEND CITY WEST	966	750	11	1	722
0004 NORTH BEND CITY EAST	707	638	7	0	542
0005 COOS BAY CITY WEST	1105	800	17	0	727
0006 COOS BAY CITY - MID	634	566	6	0	524
0007 COOS BAY CITY EAST	710	629	14	0	579
0008 RURAL COOS BAY EAST	1042	767	11	0	673
0009 RURAL COOS BAY WEST	107	94	1	0	100
0010 RURAL COOS BAY	873	613	12	1	631
0011 RURAL COQUILLE	755	409	12	0	505
0012 COQUILLE CITY	795	465	8	0	503
0013 MYRTLE POINT CITY	499	270	2	0	230
0014 RURAL MYRTLE POINT	623	305	2	0	460
0015 POWERS CITY & RURAL	171	81	4	1	128
0016 BANDON CITY	518	545	8	0	523
0017 RURAL BANDON	796	572	7	0	587
0018 RURAL BANDON-2CJ CURRY	112	81	3	0	88
CANDIDATE TOTALS	11829	8606	136	3	8470
CANDIDATE PERCENT	57.50	41.83	.66		

I hereby certify that the above
results are true and correct



Terri L. Turi, CCC
Coos County Clerk



Official Canvass of Votes

Coos County, Oregon
2012 General Election
Tuesday, November 6, 2012

Official Canvass of Votes

REPORT-EL111

PAGE 0001

RUN DATE:11/20/12 09:35 AM

Judge of the Supreme Court, Position 3

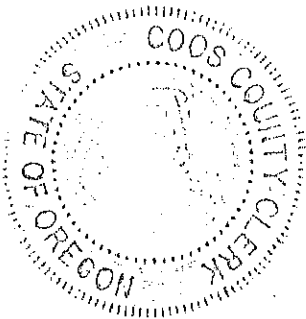
Vote for 1

	R C B i a l c h d a w e o r i n o d n a k (NON)	W R I T E - I N (NON)	O V V O E T R E S (NON)	U V N O D T E E R S (NON)	
0001 LAKESIDE CITY & RURAL	420	388	4	0	347
0002 RURAL NORTH BEND	883	712	5	1	636
0003 NORTH BEND CITY WEST	917	768	11	2	752
0004 NORTH BEND CITY EAST	706	653	5	1	529
0005 COOS BAY CITY WEST	883	1033	9	0	724
0006 COOS BAY CITY - MID	598	596	10	2	524
0007 COOS BAY CITY EAST	709	636	12	1	574
0008 RURAL COOS BAY EAST	897	881	6	0	709
0009 RURAL COOS BAY WEST	87	109	1	0	105
0010 RURAL COOS BAY	777	676	9	0	668
0011 RURAL COQUILLE	575	560	16	0	530
0012 COQUILLE CITY	628	612	5	0	526
0013 MYRTLE POINT CITY	396	371	3	0	231
0014 RURAL MYRTLE POINT	464	440	4	1	481
0015 POWERS CITY & RURAL	127	124	2	0	132
0016 BANDON CITY	538	545	6	0	505
0017 RURAL BANDON	677	660	3	0	622
0018 RURAL BANDON-2CJ CURRY	92	96	3	0	93
CANDIDATE TOTALS	10374	9860	114	8	8688
CANDIDATE PERCENT	50.98	48.45	.56		

I hereby certify that the above
results are true and correct



Terri L. Turi, CCC
Coos County Clerk



Official Canvass of Votes

Coos County, Oregon
2012 General Election
Tuesday, November 6, 2012

Official Canvass of Votes

REPORT-EL111

PAGE 0001


RUN DATE:11/20/12 09:36 AM

Judge of the Court of Appeals, Position 6

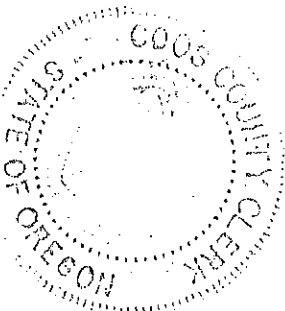
Vote for 1

	J a m e s (NON)	C e n t (NON)	E l e c t (NON)	W R I T E I N (NON)	O V O E T R E S	U V N O D T E E R S
0001 LAKESIDE CITY & RURAL	510	263	3	0	383	
0002 RURAL NORTH BEND	985	505	6	0	741	
0003 NORTH BEND CITY WEST	1041	552	7	1	849	
0004 NORTH BEND CITY EAST	795	499	5	0	595	
0005 COOS BAY CITY WEST	1182	628	7	0	832	
0006 COOS BAY CITY - MID	688	428	7	0	607	
0007 COOS BAY CITY EAST	757	474	12	0	689	
0008 RURAL COOS BAY EAST	1069	619	9	0	796	
0009 RURAL COOS BAY WEST	115	79	0	0	108	
0010 RURAL COOS BAY	878	497	9	0	746	
0011 RURAL COQUILLE	757	314	11	0	599	
0012 COQUILLE CITY	805	364	3	0	599	
0013 MYRTLE POINT CITY	534	205	3	0	259	
0014 RURAL MYRTLE POINT	603	255	3	0	529	
0015 POWERS CITY & RURAL	186	58	2	0	139	
0016 BANDON CITY	583	406	8	0	597	
0017 RURAL BANDON	785	470	3	0	704	
0018 RURAL BANDON-2CJ CURRY	123	55	2	0	104	
CANDIDATE TOTALS	12396	6671	100	1	9876	
CANDIDATE PERCENT	64.67	34.80	.52			

I hereby certify that the above
results are true and correct



Terri L. Turi, CCC
Coos County Clerk



RUN DATE:11/20/12 09:52 AM

REPORT-EL111

PAGE 0001

M-77 Amends Constitution: Governor Declares Disaster

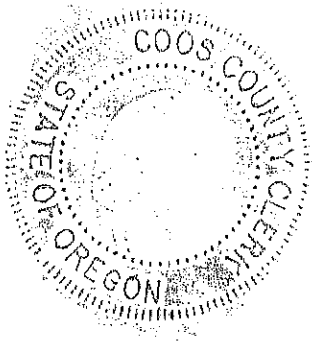
Vote for 1

	Y e s (NON)	N o (NON)	O V V O E T R E S	U V N O D T E E R S
0001 LAKESIDE CITY & RURAL	520	532	2	105
0002 RURAL NORTH BEND	1026	1023	1	187
0003 NORTH BEND CITY WEST	1160	1081	0	209
0004 NORTH BEND CITY EAST	963	781	0	150
0005 COOS BAY CITY WEST	1220	1147	0	282
0006 COOS BAY CITY - MID	869	694	0	167
0007 COOS BAY CITY EAST	953	813	1	165
0008 RURAL COOS BAY EAST	1165	1090	0	238
0009 RURAL COOS BAY WEST	117	147	0	38
0010 RURAL COOS BAY	915	1009	1	205
0011 RURAL COQUILLE	702	831	0	148
0012 COQUILLE CITY	719	897	0	155
0013 MYRTLE POINT CITY	444	490	0	67
0014 RURAL MYRTLE POINT	507	748	0	135
0015 POWERS CITY & RURAL	151	198	0	36
0016 BANDON CITY	786	604	0	204
0017 RURAL BANDON	819	989	0	154
0018 RURAL BANDON-2CJ CURRY	124	133	0	27
CANDIDATE TOTALS	13160	13207	5	2672
CANDIDATE PERCENT	49.91	50.08		

I hereby certify that the above
results are true and correct



Terri L. Turi, CCC
Coos County Clerk



RUN DATE:11/20/12 09:52 AM

REPORT-EL111

PAGE 0001

M-78 Amends Constitution: Gov't Language Desc


Vote for 1

	Y e s (NON)	N o (NON)	O V V O E T R E S	U V N O D T E E R S
0001 LAKESIDE CITY & RURAL	646	403	0	110
0002 RURAL NORTH BEND	1336	728	0	173
0003 NORTH BEND CITY WEST	1436	782	0	232
0004 NORTH BEND CITY EAST	1123	578	0	193
0005 COOS BAY CITY WEST	1416	921	2	310
0006 COOS BAY CITY - MID	1063	495	0	172
0007 COOS BAY CITY EAST	1119	629	1	183
0008 RURAL COOS BAY EAST	1294	984	0	215
0009 RURAL COOS BAY WEST	178	97	0	27
0010 RURAL COOS BAY	1197	749	0	184
0011 RURAL COQUILLE	859	690	0	132
0012 COQUILLE CITY	907	684	0	180
0013 MYRTLE POINT CITY	516	400	0	85
0014 RURAL MYRTLE POINT	627	632	0	131
0015 POWERS CITY & RURAL	170	175	0	40
0016 BANDON CITY	971	416	0	207
0017 RURAL BANDON	1149	640	0	173
0018 RURAL BANDON-2CJ CURRY	166	96	0	22
CANDIDATE TOTALS	16173	10099	3	2769
CANDIDATE PERCENT	61.55	38.44		

I hereby certify that the above
results are true and correct



Terri L. Turi, CCC
Coos County Clerk



RUN DATE:11/20/12 09:53 AM

REPORT-EL111

PAGE 0001

M-79 Amends Constitution: Real Estate Transfer Tax


Vote for 1

	Y e s (NON)	N o (NON)	O V V O E T R E S	U V N O D T E E R S
0001 LAKESIDE CITY & RURAL	718	362	2	77
0002 RURAL NORTH BEND	1326	800	0	111
0003 NORTH BEND CITY WEST	1393	875	0	182
0004 NORTH BEND CITY EAST	1027	712	1	154
0005 COOS BAY CITY WEST	1479	936	1	233
0006 COOS BAY CITY - MID	962	638	0	130
0007 COOS BAY CITY EAST	1049	722	0	161
0008 RURAL COOS BAY EAST	1436	882	2	173
0009 RURAL COOS BAY WEST	164	119	0	19
0010 RURAL COOS BAY	1284	717	4	125
0011 RURAL COQUILLE	1101	501	1	78
0012 COQUILLE CITY	1020	624	3	124
0013 MYRTLE POINT CITY	623	317	0	61
0014 RURAL MYRTLE POINT	952	371	0	67
0015 POWERS CITY & RURAL	211	149	0	25
0016 BANDON CITY	784	660	1	149
0017 RURAL BANDON	1185	652	0	125
0018 RURAL BANDON-2CJ CURRY	175	95	1	13
CANDIDATE TOTALS	16889	10132	16	2007
CANDIDATE PERCENT	62.50	37.49		

I hereby certify that the above
results are true and correct



Terri L. Turi, CCC
Coos County Clerk



RUN DATE:11/20/12 09:53 AM

REPORT-EL111

PAGE 0001

M-80 Marijuana Cultivation Allowed


Vote for 1

	Y e s (NON)	N o (NON)	O V V O E T R E S	U V N O D T E E R S
0001 LAKESIDE CITY & RURAL	453	662	0	44
0002 RURAL NORTH BEND	978	1197	0	62
0003 NORTH BEND CITY WEST	916	1445	1	88
0004 NORTH BEND CITY EAST	806	1023	0	65
0005 COOS BAY CITY WEST	1126	1422	0	101
0006 COOS BAY CITY - MID	748	922	0	60
0007 COOS BAY CITY EAST	918	952	0	62
0008 RURAL COOS BAY EAST	1182	1212	0	99
0009 RURAL COOS BAY WEST	154	138	0	10
0010 RURAL COOS BAY	830	1221	1	78
0011 RURAL COQUILLE	648	981	0	52
0012 COQUILLE CITY	720	979	1	71
0013 MYRTLE POINT CITY	351	630	0	20
0014 RURAL MYRTLE POINT	471	856	0	63
0015 POWERS CITY & RURAL	161	207	0	17
0016 BANDON CITY	723	782	1	88
0017 RURAL BANDON	866	1030	0	66
0018 RURAL BANDON-2CJ CURRY	129	145	0	10
CANDIDATE TOTALS	12180	15804	4	1056
CANDIDATE PERCENT	43.52	56.47		

I hereby certify that the above
results are true and correct



Terri L. Turi, CCC
Coos County Clerk



RUN DATE:11/20/12 09:53 AM

REPORT-EL111

PAGE 0001

M-81 Prohibits Non-Tribal Gillnet Fishing


Vote for 1

	Y e s (NON)	N o (NON)	O V V O E T R E S	U V N O D T E E R S
0001 LAKESIDE CITY & RURAL	363	726	0	70
0002 RURAL NORTH BEND	659	1413	1	164
0003 NORTH BEND CITY WEST	575	1679	1	195
0004 NORTH BEND CITY EAST	526	1203	1	164
0005 COOS BAY CITY WEST	685	1703	1	260
0006 COOS BAY CITY - MID	459	1132	0	139
0007 COOS BAY CITY EAST	515	1253	1	163
0008 RURAL COOS BAY EAST	715	1577	0	201
0009 RURAL COOS BAY WEST	76	200	0	26
0010 RURAL COOS BAY	578	1384	1	167
0011 RURAL COQUILLE	424	1133	0	124
0012 COQUILLE CITY	449	1182	1	139
0013 MYRTLE POINT CITY	270	670	0	61
0014 RURAL MYRTLE POINT	358	907	0	125
0015 POWERS CITY & RURAL	113	244	0	28
0016 BANDON CITY	493	906	0	195
0017 RURAL BANDON	598	1222	0	142
0018 RURAL BANDON-2CJ CURRY	84	179	0	21
CANDIDATE TOTALS	7940	18713	7	2384
CANDIDATE PERCENT	29.79	70.20		

I hereby certify that the above
results are true and correct



Terri L. Turi, CCC
Coos County Clerk



RUN DATE:11/20/12 09:54 AM

REPORT-EL111


PAGE 0001

M-82 Amends Constitution: Authorizes Private Casinos

Vote for 1

	Y e s (NON)	N o (NON)	Q V V O E T R E S	U V N O D T E E R S
0001 LAKESIDE CITY & RURAL	403	692	0	64
0002 RURAL NORTH BEND	750	1419	1	67
0003 NORTH BEND CITY WEST	848	1479	0	123
0004 NORTH BEND CITY EAST	625	1171	0	98
0005 COOS BAY CITY WEST	946	1527	1	175
0006 COOS BAY CITY - MID	564	1062	0	104
0007 COOS BAY CITY EAST	642	1181	1	108
0008 RURAL COOS BAY EAST	905	1448	2	138
0009 RURAL COOS BAY WEST	83	207	1	11
0010 RURAL COOS BAY	676	1360	1	93
0011 RURAL COQUILLE	560	1056	0	65
0012 COQUILLE CITY	574	1102	1	94
0013 MYRTLE POINT CITY	347	609	0	45
0014 RURAL MYRTLE POINT	474	857	2	57
0015 POWERS CITY & RURAL	134	236	0	15
0016 BANDON CITY	430	1040	1	123
0017 RURAL BANDON	560	1302	0	100
0018 RURAL BANDON-2CJ CURRY	89	180	0	15
CANDIDATE TOTALS	9610	17928	11	1495
CANDIDATE PERCENT	34.89	65.10		

I hereby certify that the above
results are true and correct

Terri L. Turi, CCC
Coos County Clerk

RUN DATE:11/20/12 09:54 AM

REPORT-EL111

PAGE 0001

M-83 Authorizes Wood Village Casino


Vote for 1

	Y e s (NON)	N o (NON)	O V V O E T R E S	U V N O D T E E R S
0001 LAKESIDE CITY & RURAL	393	698	0	68
0002 RURAL NORTH BEND	754	1407	0	76
0003 NORTH BEND CITY WEST	840	1463	1	146
0004 NORTH BEND CITY EAST	617	1171	0	106
0005 COOS BAY CITY WEST	962	1492	0	195
0006 COOS BAY CITY - MID	568	1058	0	104
0007 COOS BAY CITY EAST	645	1164	0	123
0008 RURAL COOS BAY EAST	938	1424	3	128
0009 RURAL COOS BAY WEST	84	206	1	11
0010 RURAL COOS BAY	685	1344	1	100
0011 RURAL COQUILLE	557	1054	0	70
0012 COQUILLE CITY	591	1072	1	107
0013 MYRTLE POINT CITY	354	599	0	48
0014 RURAL MYRTLE POINT	477	854	0	59
0015 POWERS CITY & RURAL	129	239	0	17
0016 BANDON CITY	423	1045	1	125
0017 RURAL BANDON	574	1278	2	108
0018 RURAL BANDON-2CJ CURRY	89	180	0	15
CANDIDATE TOTALS	9680	17748	10	1606
CANDIDATE PERCENT	35.29	64.70		

I hereby certify that the above
results are true and correct



Terri L. Turi, CCC
Coos County Clerk



RUN DATE:11/20/12 09:55 AM

REPORT-EL111


PAGE 0001

M-84 Phases Out Inheritance Tax

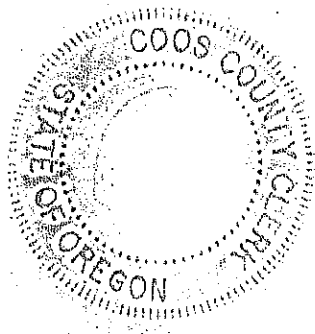
Vote for 1

	Y e s (NON)	O V V O E T N R E S (NON)	U V N O D T E E R S
0001 LAKESIDE CITY & RURAL	561	536	0 62
0002 RURAL NORTH BEND	1090	1067	1 79
0003 NORTH BEND CITY WEST	1063	1242	1 144
0004 NORTH BEND CITY EAST	819	962	0 113
0005 COOS BAY CITY WEST	1106	1368	0 175
0006 COOS BAY CITY - MID	786	844	1 99
0007 COOS BAY CITY EAST	825	984	0 123
0008 RURAL COOS BAY EAST	1063	1285	3 142
0009 RURAL COOS BAY WEST	134	155	0 13
0010 RURAL COOS BAY	1105	925	1 99
0011 RURAL COQUILLE	925	688	2 66
0012 COQUILLE CITY	800	871	0 100
0013 MYRTLE POINT CITY	528	432	1 40
0014 RURAL MYRTLE POINT	890	440	2 58
0015 POWERS CITY & RURAL	200	165	0 20
0016 BANDON CITY	677	784	0 133
0017 RURAL BANDON	1047	819	3 93
0018 RURAL BANDON-2CJ CURRY	165	113	0 6
CANDIDATE TOTALS	13784	13680	15 1565
CANDIDATE PERCENT	50.18	49.81	

I hereby certify that the above
results are true and correct



Terri L. Turi, CCC
Coos County Clerk



Official Canvass of Votes

Coos County, Oregon
2012 General Election
Tuesday, November 6, 2012

Official Canvass of Votes

REPORT-EL111

PAGE 0001


RUN DATE:11/20/12 09:58 AM

M-85 Amends Constitution: Tax "Kicker" Refund/K-12

Vote for 1

	Y e s (NON)	N o (NON)	O V V O E T R E S	U V N O D T E E R S
0001 LAKESIDE CITY & RURAL	549	535	0	75
0002 RURAL NORTH BEND	1119	989	0	129
0003 NORTH BEND CITY WEST	1281	1026	0	143
0004 NORTH BEND CITY EAST	1032	744	0	118
0005 COOS BAY CITY WEST	1475	970	0	204
0006 COOS BAY CITY - MID	952	678	0	100
0007 COOS BAY CITY EAST	1064	733	0	135
0008 RURAL COOS BAY EAST	1279	1046	0	168
0009 RURAL COOS BAY WEST	152	127	0	23
0010 RURAL COOS BAY	972	1034	0	124
0011 RURAL COQUILLE	698	883	0	100
0012 COQUILLE CITY	848	810	0	113
0013 MYRTLE POINT CITY	456	495	1	49
0014 RURAL MYRTLE POINT	507	794	0	89
0015 POWERS CITY & RURAL	170	190	0	25
0016 BANDON CITY	885	529	0	180
0017 RURAL BANDON	923	903	0	136
0018 RURAL BANDON-2CJ CURRY	125	137	0	22
CANDIDATE TOTALS	14487	12623	1	1933
CANDIDATE PERCENT	53.43	46.56		

I hereby certify that the above
results are true and correct



Terri L. Turi, CCC
Coos County Clerk

