

## SUMMARY REPORT

Deschutes County, Oregon  
General Election  
November 6, 2012

Final Official Results

Run Date:11/26/12 09:24 AM

Report EL45 Page 001

	VOTES	PERCENT
PRECINCTS COUNTED (OF 50) . . . . .	50	100.00
REGISTERED VOTERS - TOTAL . . . . .	97,335	
BALLOTS CAST - TOTAL . . . . .	82,657	
VOTER TURNOUT - TOTAL . . . . .		84.92

## United States President and Vice President

Vote for 1

(WITH 50 OF 50 PRECINCTS COUNTED)

Barack Obama (DEM) . . . . .	36,961	45.13
Jill Stein (PAC) . . . . .	600	.73
Ross C (Rocky) Anderson (PRO) . . . . .	102	.12
Gary Johnson (LBT) . . . . .	1,038	1.27
Mitt Romney (REP) . . . . .	42,463	51.85
Will Christensen (CON) . . . . .	173	.21
WRITE-IN . . . . .	563	.69
Total . . . . .	81,900	
Over Votes . . . . .	47	.06
Under Votes . . . . .	710	.86

## Representative in Congress, 2nd District

Vote for 1

(WITH 50 OF 50 PRECINCTS COUNTED)

Joyce B Segers (DEM) . . . . .	25,514	32.62
Greg Walden (REP) . . . . .	51,133	65.38
Joe Tabor (LBT) . . . . .	1,486	1.90
WRITE-IN . . . . .	76	.10
Total . . . . .	78,209	
Over Votes . . . . .	7	.01
Under Votes . . . . .	4,441	5.37

## Secretary of State

Vote for 1

(WITH 50 OF 50 PRECINCTS COUNTED)

Seth Woolley (PAC) . . . . .	1,433	1.85
Robert Wolfe (PRO) . . . . .	687	.89
Bruce Alexander Knight (LBT) . . . . .	1,072	1.38
Kate Brown (DEM) . . . . .	30,626	39.47
Knute Buehler (REP) . . . . .	43,690	56.31
WRITE-IN . . . . .	85	.11
Total . . . . .	77,593	
Over Votes . . . . .	8	.01
Under Votes . . . . .	5,056	6.12

## State Treasurer

Vote for 1

(WITH 50 OF 50 PRECINCTS COUNTED)

Ted Wheeler (DEM) . . . . .	36,123	48.44
Cameron Whitten (PRO) . . . . .	1,405	1.88
John F Mahler (LBT) . . . . .	1,430	1.92
Michael Paul Marsh (CON) . . . . .	586	.79
Tom Cox (REP) . . . . .	34,959	46.88
WRITE-IN . . . . .	72	.10
Total . . . . .	74,575	
Over Votes . . . . .	10	.01
Under Votes . . . . .	8,072	9.77

## Attorney General

Vote for 1

(WITH 50 OF 50 PRECINCTS COUNTED)

Chris Henry (PRO) . . . . .	1,025	1.40
James L Buchal (REP) . . . . .	35,617	48.57
James E Leuenberger (CON) . . . . .	2,115	2.88
Ellen Rosenblum (DEM) . . . . .	34,478	47.02
WRITE-IN . . . . .	98	.13
Total . . . . .	73,333	
Over Votes . . . . .	11	.01
Under Votes . . . . .	9,313	11.27

## State Senator, 27th District

Vote for 1

(WITH 36 OF 36 PRECINCTS COUNTED)

Tim Knopp (REP) . . . . .	35,398	58.93
Geri Hauser (DEM) . . . . .	24,399	40.62
WRITE-IN . . . . .	270	.45
Total . . . . .	60,067	
Over Votes . . . . .	7	.01
Under Votes . . . . .	5,799	8.80

## State Senator, 28th District

Vote for 1

(WITH 6 OF 6 PRECINCTS COUNTED)

Douglas K Whitsett (REP) . . . . .	3,998	98.35
WRITE-IN . . . . .	67	1.65
Total . . . . .	4,065	
Over Votes . . . . .	1	.02
Under Votes . . . . .	1,987	32.83

## State Senator, 30th District

Vote for 1

(WITH 8 OF 8 PRECINCTS COUNTED)

Ted Ferrioli (REP) . . . . .	6,538	98.23
WRITE-IN . . . . .	118	1.77
Total . . . . .	6,656	
Over Votes . . . . .	1	.01
Under Votes . . . . .	4,074	37.96

## State Representative, 53rd District

Vote for 1

(WITH 19 OF 19 PRECINCTS COUNTED)

Gene Whisnant (REP) . . . . .	21,675	97.92
WRITE-IN . . . . .	460	2.08
Total . . . . .	22,135	
Over Votes . . . . .	1	.01
Under Votes . . . . .	10,683	32.55

Run Date:11/26/12 09:24 AM

Report EL45 Page 002

## VOTES PERCENT

## VOTES PERCENT

## State Representative, 54th District

## Vote for 1

(WITH 17 OF 17 PRECINCTS COUNTED)

Nathan R Hovekamp (DEM)	12,877	43.42
Jason Conger (REP)	16,716	56.36
WRITE-IN.	67	.23
Total	29,660	
Over Votes	7	.02
Under Votes	3,387	10.25

## Judge of the Supreme Court, Position 3

## Vote for 1

(WITH 50 OF 50 PRECINCTS COUNTED)

Richard C Baldwin	25,821	47.53
Nena Cook	28,228	51.96
WRITE-IN.	274	.50
Total	54,323	
Over Votes	17	.02
Under Votes	28,317	34.26

## State Representative, 55th District

## Vote for 1

(WITH 6 OF 6 PRECINCTS COUNTED)

John Huddle (DEM)	2,074	38.66
Mike McLane (REP)	3,281	61.16
WRITE-IN.	10	.19
Total	5,365	
Over Votes	0	
Under Votes	688	11.37

## Judge of the Court of Appeals, Pos 6

## Vote for 1

(WITH 50 OF 50 PRECINCTS COUNTED)

James C Egan	30,987	61.89
Tim Volpert	18,832	37.61
WRITE-IN.	252	.50
Total	50,071	
Over Votes	54	.07
Under Votes	32,532	39.36

## State Representative, 59th District

## Vote for 1

(WITH 8 OF 8 PRECINCTS COUNTED)

Gary L Ollerenshaw (DEM)	2,928	31.56
John E Huffman (REP)	6,334	68.28
WRITE-IN.	15	.16
Total	9,277	
Over Votes	1	.01
Under Votes	1,453	13.54

## Judge of the Circuit Court, 11th Dist Pos 2

## Vote for 1

(WITH 50 OF 50 PRECINCTS COUNTED)

Andy Balyeat	27,733	45.56
Beth Bagley	32,959	54.15
WRITE-IN.	179	.29
Total	60,871	
Over Votes	18	.02
Under Votes	21,768	26.34

## County Commissioner, Position 2

## Vote for 1

(WITH 50 OF 50 PRECINCTS COUNTED)

Alan Unger (DEM)	39,283	52.72
Tom Greene (REP)	35,097	47.10
WRITE-IN.	131	.18
Total	74,511	
Over Votes	16	.02
Under Votes	8,130	9.84

## Judge of the Circuit Court, 11th Dist Pos 3

## Vote for 1

(WITH 50 OF 50 PRECINCTS COUNTED)

Roger J DeHoog	38,564	98.61
WRITE-IN.	544	1.39
Total	39,108	
Over Votes	0	
Under Votes	43,549	52.69

## Commissioner Bureau of Labor &amp; Industries

## Vote for 1

(WITH 50 OF 50 PRECINCTS COUNTED)

Bruce Starr	29,341	54.76
Brad Avakian	23,800	44.42
WRITE-IN.	436	.81
Total	53,577	
Over Votes	16	.02
Under Votes	29,064	35.16

## County Sheriff

## Vote for 1

(WITH 50 OF 50 PRECINCTS COUNTED)

Larry Blanton	50,838	98.01
WRITE-IN.	1,031	1.99
Total	51,869	
Over Votes	3	
Under Votes	30,785	37.24

## SUMMARY REPORT

Deschutes County, Oregon  
General Election  
November 6, 2012

Final Official Results

Run Date:11/26/12 09:24 AM

Report EL45 Page 003

## VOTES PERCENT

## VOTES PERCENT

Deschutes Soil & Water Director, Zone 2  
DESCHUTES SOIL & WATER CONSERVATION DIST  
Vote for 1

(WITH 50 OF 50 PRECINCTS COUNTED)  
NO CANDIDATE FILED . . . . . 0  
WRITE-IN. . . . . 2,649 100.00  
Total . . . . . 2,649  
Over Votes . . . . . 0  
Under Votes . . . . . 80,008 96.80

Deschutes Soil & Water Director, Zone 3  
DESCHUTES SOIL & WATER CONSERVATION DIST  
Vote for 1

(WITH 50 OF 50 PRECINCTS COUNTED)  
Patricia M Gainsforth . . . . . 34,818 98.92  
WRITE-IN. . . . . 380 1.08  
Total . . . . . 35,198  
Over Votes . . . . . 9 .01  
Under Votes . . . . . 47,450 57.41

Deschutes Soil & Water Director, Zone 4  
DESCHUTES SOIL & WATER CONSERVATION DIST  
Vote for 1

(WITH 50 OF 50 PRECINCTS COUNTED)  
NO CANDIDATE FILED . . . . . 0  
WRITE-IN. . . . . 1,823 100.00  
Total . . . . . 1,823  
Over Votes . . . . . 0  
Under Votes . . . . . 80,834 97.79

Deschutes Soil & Water Director, Zone 5  
DESCHUTES SOIL & WATER CONSERVATION DIST  
Vote for 1

(WITH 50 OF 50 PRECINCTS COUNTED)  
NO CANDIDATE FILED . . . . . 0  
WRITE-IN. . . . . 1,656 100.00  
Total . . . . . 1,656  
Over Votes . . . . . 0  
Under Votes . . . . . 81,001 98.00

Deschutes Soil & Water Director, At-Large 1  
DESCHUTES SOIL & WATER CONSERVATION DIST  
Vote for 1

(WITH 50 OF 50 PRECINCTS COUNTED)  
Robin S Vora . . . . . 34,335 98.75  
WRITE-IN. . . . . 433 1.25  
Total . . . . . 34,768  
Over Votes . . . . . 1  
Under Votes . . . . . 47,888 57.94

City of Bend Council, Position 1

Vote for 1

(WITH 20 OF 20 PRECINCTS COUNTED)

Wade Fagen . . . . . 8,571 29.34  
Barb Campbell . . . . . 9,472 32.43  
Victor Chudowsky . . . . . 11,070 37.90  
WRITE-IN. . . . . 98 .34  
Total . . . . . 29,211  
Over Votes . . . . . 7 .02  
Under Votes . . . . . 11,181 27.68

City of Bend Position 2

Vote for 1

(WITH 20 OF 20 PRECINCTS COUNTED)

Douglas Knight. . . . . 13,704 51.50  
Edward McCoy . . . . . 6,148 23.11  
Charles Baer . . . . . 2,031 7.63  
Edward Barbeau. . . . . 4,567 17.16  
WRITE-IN. . . . . 158 .59  
Total . . . . . 26,608  
Over Votes . . . . . 18 .04  
Under Votes . . . . . 13,773 34.09

City of Bend Position 3

Vote for 1

(WITH 20 OF 20 PRECINCTS COUNTED)

Kathie Eckman . . . . . 11,114 38.91  
Ron Boozell (Rondo) . . . . . 3,581 12.54  
Sally Russell . . . . . 13,759 48.17  
WRITE-IN. . . . . 107 .37  
Total . . . . . 28,561  
Over Votes . . . . . 8 .02  
Under Votes . . . . . 11,830 29.28

City of Bend Position 4

Vote for 1

(WITH 20 OF 20 PRECINCTS COUNTED)

Mike Roberts . . . . . 7,166 26.71  
Jim Clinton. . . . . 19,502 72.69  
WRITE-IN. . . . . 160 .60  
Total . . . . . 26,828  
Over Votes . . . . . 4 .01  
Under Votes . . . . . 13,567 33.58

City of La Pine Mayor

Vote for 1

(WITH 1 OF 1 PRECINCTS COUNTED)

Stu Martinez . . . . . 231 43.58  
Ken Mulenex. . . . . 285 53.77  
WRITE-IN. . . . . 14 2.64  
Total . . . . . 530  
Over Votes . . . . . 1 .17  
Under Votes . . . . . 69 11.50

## SUMMARY REPORT

Deschutes County, Oregon  
General Election  
November 6, 2012

Final Official Results

Run Date:11/26/12 09:24 AM

Report EL45 Page 004

## VOTES PERCENT

## VOTES PERCENT

## City of La Pine Council

## Vote for 2

(WITH 1 OF 1 PRECINCTS COUNTED)

Kathy Agan . . . . .	354	74.84
WRITE-IN. . . . .	119	25.16
Total . . . . .	473	
Over Votes . . . . .	0	
Under Votes . . . . .	727	60.58

## State Measure 78

## Vote for 1

(WITH 50 OF 50 PRECINCTS COUNTED)

Yes . . . . .	53,162	72.00
No. . . . .	20,677	28.00
Total . . . . .	73,839	
Over Votes . . . . .	20	.02
Under Votes . . . . .	8,798	10.64

## City of Redmond Mayor

## Vote for 1

(WITH 4 OF 4 PRECINCTS COUNTED)

George Endicott . . . . .	7,482	97.64
WRITE-IN. . . . .	181	2.36
Total . . . . .	7,663	
Over Votes . . . . .	0	
Under Votes . . . . .	2,726	26.24

## State Measure 79

## Vote for 1

(WITH 50 OF 50 PRECINCTS COUNTED)

Yes . . . . .	49,096	64.74
No. . . . .	26,736	35.26
Total . . . . .	75,832	
Over Votes . . . . .	49	.06
Under Votes . . . . .	6,776	8.20

## City of Redmond Council

## Vote for 3

(WITH 4 OF 4 PRECINCTS COUNTED)

Camden King. . . . .	4,116	21.01
Ed Petersen. . . . .	3,321	16.95
Ginny McPherson . . . . .	4,059	20.72
Joseph W Centanni. . . . .	4,212	21.50
Anne Graham. . . . .	3,726	19.02
WRITE-IN. . . . .	154	.79
Total . . . . .	19,588	
Over Votes . . . . .	21	.07
Under Votes . . . . .	11,558	37.08

## State Measure 80

## Vote for 1

(WITH 50 OF 50 PRECINCTS COUNTED)

Yes . . . . .	35,970	45.32
No. . . . .	43,394	54.68
Total . . . . .	79,364	
Over Votes . . . . .	18	.02
Under Votes . . . . .	3,275	3.96

## City of Sisters Council

## Vote for 3

(WITH 1 OF 1 PRECINCTS COUNTED)

McKibben Womack . . . . .	701	31.05
Lon Kellstrom . . . . .	389	17.23
Brad Boyd . . . . .	530	23.47
Catherine Childress . . . . .	603	26.71
WRITE-IN. . . . .	35	1.55
Total . . . . .	2,258	
Over Votes . . . . .	0	
Under Votes . . . . .	853	27.42

## State Measure 81

## Vote for 1

(WITH 50 OF 50 PRECINCTS COUNTED)

Yes . . . . .	28,205	37.82
No. . . . .	46,372	62.18
Total . . . . .	74,577	
Over Votes . . . . .	49	.06
Under Votes . . . . .	8,031	9.72

## State Measure 82

## Vote for 1

(WITH 50 OF 50 PRECINCTS COUNTED)

Yes . . . . .	25,690	33.14
No. . . . .	51,825	66.86
Total . . . . .	77,515	
Over Votes . . . . .	39	.05
Under Votes . . . . .	5,103	6.17

## State Measure 77

## Vote for 1

(WITH 50 OF 50 PRECINCTS COUNTED)

Yes . . . . .	42,337	57.12
No. . . . .	31,781	42.88
Total . . . . .	74,118	
Over Votes . . . . .	16	.02
Under Votes . . . . .	8,523	10.31

## State Measure 83

## Vote for 1

(WITH 50 OF 50 PRECINCTS COUNTED)

Yes . . . . .	26,504	34.37
No. . . . .	50,606	65.63
Total . . . . .	77,110	
Over Votes . . . . .	25	.03
Under Votes . . . . .	5,522	6.68

Run Date: 11/26/12 09:24 AM

Report EL45 Page 005

## VOTES PERCENT

## State Measure 84

Vote for 1

(WITH 50 OF 50 PRECINCTS COUNTED)

Yes . . . . .	42,589	55.17
No. . . . .	34,602	44.83
Total . . . . .	77,191	
Over Votes . . . . .	73	.09
Under Votes . . . . .	5,393	6.52

## State Measure 85

Vote for 1

(WITH 50 OF 50 PRECINCTS COUNTED)

Yes . . . . .	41,621	54.75
No. . . . .	34,406	45.25
Total . . . . .	76,027	
Over Votes . . . . .	17	.02
Under Votes . . . . .	6,613	8.00

## 9-86 Bend Metro Park &amp; Recreation District

Vote for 1

(WITH 25 OF 25 PRECINCTS COUNTED)

Yes . . . . .	20,054	52.11
No. . . . .	18,429	47.89
Total . . . . .	38,483	
Over Votes . . . . .	9	.02
Under Votes . . . . .	2,485	6.06

## 9-87 City of Sisters Annexation

Vote for 1

(WITH 1 OF 1 PRECINCTS COUNTED)

Yes . . . . .	826	84.80
No. . . . .	148	15.20
Total . . . . .	974	
Over Votes . . . . .	0	
Under Votes . . . . .	63	6.08

I, Nancy Blankenship, Deschutes County Clerk, do hereby  
certify that the votes recorded on this report correctly  
summarize the tally of votes cast at the November 6, 2012  
General Election

Dated this 26th day of November, 2012.



Nancy Blankenship  
Deschutes County Clerk

## NUMBERED KEY CANVASS

RUN DATE:11/26/12 09:24 AM

Deschutes County, Oregon  
General Election  
November 6, 2012

Final Official Results

REPORT-EL52

PAGE 0001

WITH 50 OF 50 PRECINCTS REPORTING

01 = REGISTERED VOTERS - TOTAL  
02 = BALLOTS CAST - TOTALTOTAL PERCENT  
97,335  
82,657


03 = VOTER TURNOUT - TOTAL

TOTAL PERCENT  
84.92

	01	02	03
0001 01	2617	2274	86.89
0002 02	2307	1974	85.57
0003 03	2600	2337	89.88
0004 04	2984	2489	83.41
0005 05	3700	3197	86.41
0006 06	2349	1872	79.69
0007 07	1615	1400	86.69
0008 08	58	57	98.28
0009 09	1648	1273	77.25
0010 10	876	727	82.99
0011 11	847	723	85.36
0012 12	2330	2018	86.61
0013 13	1075	919	85.49
0014 14	1598	1411	88.30
0015 15	1047	961	91.79
0016 16	1079	1005	93.14
0017 17	3527	2772	78.59
0018 18	2649	2233	84.30
0019 19	1056	874	82.77
0020 20	3349	2801	83.64
0021 21	1272	1122	88.21
0022 22	293	276	94.20
0023 23	775	600	77.42
0024 24	714	569	79.69
0025 25	2639	2139	81.05
0026 26	1747	1518	86.89
0027 27	1912	1657	86.66
0028 28	3249	2635	81.10
0029 29	2893	2405	83.13
0030 30	1227	1037	84.52
0031 31	2516	2285	90.82
0032 32	2638	2129	80.71
0033 33	2488	2175	87.42
0034 34	2898	2338	80.68
0035 35	2539	2360	92.95
0036 36	3120	2577	82.60
0037 37	1037	925	89.20
0038 38	1942	1644	84.65
0039 39	2848	2418	84.90
0040 40	953	785	82.37
0041 41	2298	2003	87.16
0042 42	3008	2432	80.85
0043 43	1674	1501	89.67
0044 44	2494	2061	82.64
0045 45	1497	1337	89.31
0046 46	1719	1428	83.07
0047 47	2448	2254	92.08
0048 48	1382	1191	86.18
0049 49	659	585	88.77
0050 50	1145	954	83.32

I, Nancy Blankenship, Deschutes County Clerk, do hereby  
certify that the votes recorded on this report correctly  
summarize the tally of votes cast at the November 6, 2012  
General Election

Dated this 26th day of November, 2012.

  
Nancy Blankenship  
Deschutes County Clerk

NUMBERED KEY CANVASS

RUN DATE:11/26/12 09:24 AM

Deschutes County, Oregon  
General Election  
November 6, 2012

Final Official Results

REPORT-EL52 PAGE 0002

WITH 50 OF 50 PRECINCTS REPORTING

United States President and Vice President

VOTES PERCENT

VOTES PERCENT

Vote for 1

- 01 = Barack Obama (DEM)
- 02 = Jill Stein (PAC)
- 03 = Ross C (Rocky) Anderson (PRO)
- 04 = Gary Johnson (LBT)
- 05 = Mitt Romney (REP)

36,961 44.72  
600 .73  
102 .12  
1,038 1.26  
42,463 51.37


06 = Will Christensen (CON)  
07 = WRITE-IN  
08 = OVER VOTES  
09 = UNDER VOTES

173 .21  
563 .68  
47 .06  
710 .86

	01	02	03	04	05	06	07	08	09
0001 01	1563	23	3	38	623	0	8	1	15
0002 02	828	10	3	21	1076	4	15	1	16
0003 03	1503	22	1	29	753	1	9	0	19
0004 04	1514	40	4	50	836	7	17	1	20
0005 05	1542	25	5	39	1523	11	22	2	28
0006 06	991	17	2	32	785	8	18	3	16
0007 07	896	16	4	20	426	3	18	0	17
0008 08	17	0	0	0	39	0	0	0	1
0009 09	621	25	5	26	565	4	15	0	12
0010 10	244	3	0	14	448	3	4	1	10
0011 11	345	2	3	3	356	2	5	0	7
0012 12	736	14	2	21	1208	1	12	1	23
0013 13	380	4	2	8	510	5	4	1	5
0014 14	547	6	2	12	829	1	8	0	6
0015 15	401	6	1	2	546	0	1	1	3
0016 16	405	1	2	6	582	0	5	0	4
0017 17	1134	32	5	43	1488	13	26	5	26
0018 18	695	15	1	13	1467	11	8	1	22
0019 19	304	9	4	13	523	2	11	4	4
0020 20	1215	12	3	41	1482	1	18	0	29
0021 21	369	3	0	16	715	3	7	0	9
0022 22	125	0	0	0	149	0	1	0	1
0023 23	235	9	1	10	331	1	4	0	9
0024 24	196	6	4	6	345	2	7	0	3
0025 25	963	22	2	20	1079	7	19	2	25
0026 26	682	8	2	29	770	2	15	0	10
0027 27	1148	10	2	30	452	0	6	0	9
0028 28	947	13	2	55	1561	8	21	1	27
0029 29	830	23	3	26	1481	6	8	1	27
0030 30	459	4	2	14	541	4	4	0	9
0031 31	744	8	0	13	1491	0	16	1	12
0032 32	1247	29	2	34	761	4	24	2	26
0033 33	981	9	1	24	1138	2	10	2	8
0034 34	1083	16	1	26	1147	5	22	3	35
0035 35	1095	5	0	21	1216	1	9	0	13
0036 36	918	22	3	34	1554	6	18	5	17
0037 37	365	5	1	7	529	3	4	1	10
0038 38	756	5	5	17	842	3	6	1	9
0039 39	880	15	3	28	1448	4	16	0	24
0040 40	276	9	0	16	468	0	7	0	9
0041 41	814	12	2	15	1118	6	19	0	17
0042 42	1072	19	1	38	1239	11	25	1	26
0043 43	580	11	1	13	881	1	3	0	11
0044 44	952	13	1	34	1031	3	14	1	12
0045 45	579	4	0	12	721	2	8	1	10
0046 46	716	15	6	22	644	5	14	1	5
0047 47	1117	6	1	18	1087	1	8	0	16
0048 48	349	9	2	13	785	2	9	1	21
0049 49	291	4	0	2	285	0	1	0	2
0050 50	311	4	2	14	589	4	14	1	15

I, Nancy Blankenship, Deschutes County Clerk, do hereby  
certify that the votes recorded on this report correctly  
summarize the tally of votes cast at the November 6, 2012  
General Election

Dated this 26th day of November, 2012.

  
Nancy Blankenship  
Deschutes County Clerk

WITH 50 OF 50 PRECINCTS REPORTING

Representative in Congress, 2nd District

VOTES PERCENT

VOTES PERCENT

Vote for 1

01 = Joyce B Segers (DEM)

02 = Greg Walden (REP)

03 = Joe Tabor (LBT)

25,514 30.87

51,133 61.86

1,486 1.80

04 = WRITE-IN

05 = OVER VOTES

06 = UNDER VOTES

76 .09

7 .01

4,441 5.37

	01	02	03	04	05	06
0001 01	1178	884	49	4	0	159
0002 02	559	1278	33	1	0	103
0003 03	1093	1041	43	2	0	158
0004 04	1148	1091	72	2	1	175
0005 05	1096	1872	52	4	0	173
0006 06	704	1016	31	0	1	120
0007 07	656	590	36	2	1	115
0008 08	12	39	1	0	0	5
0009 09	476	693	26	2	0	76
0010 10	154	516	22	2	0	33
0011 11	235	429	12	0	0	47
0012 12	454	1441	31	3	0	89
0013 13	265	605	14	0	0	35
0014 14	372	958	20	0	0	61
0015 15	278	635	12	0	0	36
0016 16	280	667	12	3	0	43
0017 17	749	1789	56	4	1	173
0018 18	475	1653	26	4	0	75
0019 19	195	610	25	1	0	43
0020 20	806	1763	42	4	0	186
0021 21	215	832	18	0	0	57
0022 22	70	196	0	0	0	10
0023 23	171	389	14	1	0	25
0024 24	146	377	17	2	0	27
0025 25	666	1282	47	2	0	142
0026 26	472	940	30	1	0	75
0027 27	841	661	38	3	0	114
0028 28	673	1761	61	4	0	136
0029 29	541	1707	39	1	0	117
0030 30	312	647	16	2	0	60
0031 31	464	1712	19	1	0	89
0032 32	887	1037	55	1	0	149
0033 33	612	1416	33	1	1	112
0034 34	719	1407	45	2	0	165
0035 35	749	1462	37	1	0	111
0036 36	590	1812	40	5	0	130
0037 37	270	594	18	0	0	43
0038 38	506	1053	24	0	0	61
0039 39	633	1646	34	0	0	105
0040 40	194	541	14	0	0	36
0041 41	558	1318	30	2	2	93
0042 42	727	1486	54	5	0	160
0043 43	396	1010	24	0	0	71
0044 44	621	1311	40	0	0	89
0045 45	374	894	13	0	0	56
0046 46	549	764	28	2	0	85
0047 47	714	1393	36	1	0	110
0048 48	216	901	21	0	0	53
0049 49	205	352	6	0	0	22
0050 50	238	662	20	1	0	33

I, Nancy Blankenship, Deschutes County Clerk, do hereby  
certify that the votes recorded on this report correctly  
summarize the tally of votes cast at the November 6, 2012  
General Election

Dated this 26th day of November, 2012.

  
Nancy Blankenship  
Deschutes County Clerk



WITH 50 OF 50 PRECINCTS REPORTING

Secretary of State

Vote for 1

01 = Seth Woolley (PAC)  
02 = Robert Wolfe (PRO)  
03 = Bruce Alexander Knight (LBT)  
04 = Kate Brown (DEM)

VOTES PERCENT

1,433 1.73  
687 .83  
1,072 1.30  
30,626 37.05

05 = Knute Buehler (REP)  
06 = WRITE-IN  
07 = OVER VOTES  
08 = UNDER VOTES

VOTES PERCENT

43,690 52.86  
85 .10  
8 .01  
5,056 6.12

	01	02	03	04	05	06	07	08
0001 01	76	26	26	1209	777	1	0	159
0002 02	31	14	18	674	1130	1	0	106
0003 03	52	19	20	1173	894	3	0	176
0004 04	105	33	43	1217	908	6	0	177
0005 05	51	33	36	1267	1599	5	0	206
0006 06	53	21	26	819	822	3	2	126
0007 07	31	19	19	687	545	2	0	97
0008 08	0	0	0	11	41	0	0	5
0009 09	30	15	24	553	564	2	0	85
0010 10	23	6	18	214	423	3	1	39
0011 11	14	4	8	282	374	0	0	41
0012 12	17	20	17	596	1243	5	0	120
0013 13	9	7	13	304	550	0	0	36
0014 14	15	11	13	441	859	0	0	72
0015 15	9	5	8	315	581	0	0	43
0016 16	5	3	11	317	626	0	0	43
0017 17	45	37	52	1036	1399	4	0	199
0018 18	24	22	16	677	1389	1	0	104
0019 19	20	8	14	263	511	1	0	57
0020 20	50	24	29	987	1504	3	0	204
0021 21	8	4	16	291	740	2	0	61
0022 22	2	0	0	80	187	0	0	7
0023 23	7	6	10	215	332	0	0	30
0024 24	13	3	8	178	320	1	0	46
0025 25	50	20	32	799	1066	2	1	169
0026 26	32	15	27	566	782	1	0	95
0027 27	52	17	25	921	532	2	0	108
0028 28	27	24	50	881	1449	5	0	199
0029 29	33	26	32	746	1401	3	2	162
0030 30	16	12	13	368	553	0	0	75
0031 31	18	7	11	605	1554	1	0	89
0032 32	70	22	37	1049	771	1	0	179
0033 33	26	12	21	798	1184	3	1	130
0034 34	39	22	23	923	1140	4	0	187
0035 35	14	6	26	766	1445	0	0	103
0036 36	26	28	41	809	1506	6	0	161
0037 37	16	7	18	307	543	0	0	34
0038 38	31	10	21	637	868	2	0	75
0039 39	37	15	31	806	1409	1	0	119
0040 40	6	7	14	265	449	1	0	43
0041 41	29	11	26	685	1140	3	0	109
0042 42	58	20	39	943	1176	2	0	194
0043 43	15	9	14	453	944	2	0	64
0044 44	41	10	32	755	1105	0	1	117
0045 45	12	9	10	451	795	1	0	59
0046 46	35	14	21	592	670	1	0	95
0047 47	23	4	31	765	1304	1	0	126
0048 48	12	6	15	352	740	0	0	66
0049 49	16	1	6	238	304	0	0	20
0050 50	9	13	11	340	542	0	0	39

I, Nancy Blankenship, Deschutes County Clerk, do hereby  
certify that the votes recorded on this report correctly  
summarize the tally of votes cast at the November 6, 2012  
General Election

Dated this 26th day of November, 2012.

  
Nancy Blankenship  
Deschutes County Clerk

NUMBERED KEY CANVASS

RUN DATE:11/26/12 09:24 AM

Deschutes County, Oregon  
General Election  
November 6, 2012

Final Official Results

REPORT-EL52

PAGE 0005

WITH 50 OF 50 PRECINCTS REPORTING

State Treasurer

Vote for 1

01 = Ted Wheeler (DEM)  
02 = Cameron Whitten (PRO)  
03 = John F Mahler (LBT)  
04 = Michael Paul Marsh (CON)

VOTES PERCENT

36,123 43.70 05 = Tom Cox (REP)  
1,405 1.70 06 = WRITE-IN  
1,430 1.73 07 = OVER VOTES  
586 .71 08 = UNDER VOTES

VOTES PERCENT

34,959 42.29  
72 .09  
10 .01  
8,072 9.77

	01	02	03	04	05	06	07	08
0001 01	1417	44	30	10	512	2	0	259
0002 02	841	26	28	16	869	3	1	190
0003 03	1365	42	39	6	612	3	0	270
0004 04	1390	83	61	15	666	1	0	273
0005 05	1488	54	58	20	1231	3	0	343
0006 06	922	47	31	18	643	1	1	209
0007 07	879	26	25	4	307	4	0	155
0008 08	16	0	0	0	33	0	0	8
0009 09	614	37	32	16	437	3	1	133
0010 10	234	12	23	10	377	0	1	70
0011 11	352	8	8	1	294	0	0	60
0012 12	744	27	34	10	1005	4	0	194
0013 13	368	9	20	9	427	1	0	85
0014 14	526	17	17	6	722	0	0	123
0015 15	410	10	11	3	454	1	0	72
0016 16	437	15	16	5	457	1	0	74
0017 17	1133	71	64	37	1169	1	0	297
0018 18	759	27	25	31	1224	1	0	166
0019 19	317	18	14	8	431	0	0	86
0020 20	1144	57	40	11	1238	5	0	306
0021 21	370	9	17	7	601	1	0	117
0022 22	122	1	3	3	124	1	0	22
0023 23	240	6	13	7	285	1	0	48
0024 24	196	9	9	6	288	2	0	59
0025 25	922	37	45	18	856	0	1	260
0026 26	627	29	36	7	669	1	0	149
0027 27	1027	35	35	4	360	1	0	195
0028 28	950	45	61	24	1290	4	0	261
0029 29	877	33	40	25	1208	2	1	219
0030 30	445	21	11	5	447	0	0	108
0031 31	777	16	23	6	1301	0	0	162
0032 32	1155	66	42	17	590	3	0	256
0033 33	943	30	31	5	946	4	0	216
0034 34	1058	34	42	15	909	2	0	278
0035 35	1098	12	33	5	998	0	0	214
0036 36	944	39	40	23	1301	3	0	227
0037 37	388	8	18	6	444	1	0	60
0038 38	724	34	38	14	704	2	0	128
0039 39	904	45	44	28	1213	0	0	184
0040 40	291	14	15	9	389	0	0	67
0041 41	808	25	23	16	952	2	2	175
0042 42	999	70	65	30	1005	3	2	258
0043 43	599	18	15	8	734	2	0	125
0044 44	901	41	44	13	852	1	0	209
0045 45	573	19	15	10	618	0	0	102
0046 46	697	28	22	15	508	2	0	156
0047 47	1145	17	33	5	838	0	0	216
0048 48	362	14	20	9	681	0	0	105
0049 49	279	8	8	4	238	0	0	48
0050 50	346	12	13	6	502	0	0	75

I, Nancy Blankenship, Deschutes County Clerk, do hereby  
certify that the votes recorded on this report correctly  
summarize the tally of votes cast at the November 6, 2012  
General Election

Dated this 26th day of November, 2012.

  
Nancy Blankenship  
Deschutes County Clerk

WITH 50 OF 50 PRECINCTS REPORTING

Attorney General

Vote for 1

01 = Chris Henry (PRO)  
02 = James L Buchal (REP)  
03 = James E Leuenberger (CON)  
04 = Ellen Rosenblum (DEM)

VOTES PERCENT

1,025 1.24  
35,617 43.09  
2,115 2.56  
34,478 41.71

05 = WRITE-IN  
06 = OVER VOTES  
07 = UNDER VOTES

VOTES PERCENT

98 .12  
11 .01  
9,313 11.27

	01	02	03	04	05	06	07
0001 01	33	512	54	1389	2	0	284
0002 02	22	898	44	789	0	0	221
0003 03	35	605	51	1327	1	0	318
0004 04	44	702	70	1369	1	0	303
0005 05	40	1250	91	1430	4	1	381
0006 06	31	643	55	893	2	1	247
0007 07	21	346	30	828	4	0	171
0008 08	0	36	0	14	0	0	7
0009 09	17	444	56	606	3	1	146
0010 10	12	390	40	214	1	0	70
0011 11	12	310	12	316	2	0	71
0012 12	16	1009	52	696	1	0	244
0013 13	7	437	29	349	2	0	95
0014 14	9	706	28	518	2	1	147
0015 15	6	476	17	373	0	0	89
0016 16	5	489	17	405	0	0	89
0017 17	48	1210	87	1081	4	0	342
0018 18	24	1255	40	724	4	1	185
0019 19	13	430	32	293	1	0	105
0020 20	28	1276	68	1085	5	0	339
0021 21	8	592	22	359	1	0	140
0022 22	3	133	4	114	0	0	22
0023 23	12	281	18	230	1	0	58
0024 24	10	276	14	199	2	0	68
0025 25	49	878	54	866	1	1	290
0026 26	13	683	52	588	1	0	181
0027 27	28	377	36	999	4	0	213
0028 28	31	1301	91	905	6	1	300
0029 29	25	1233	67	809	1	1	269
0030 30	17	452	18	432	0	0	118
0031 31	17	1326	36	707	3	0	196
0032 32	24	608	60	1154	2	0	281
0033 33	26	930	50	907	1	0	261
0034 34	29	930	69	992	1	0	317
0035 35	15	1014	41	1043	0	0	247
0036 36	26	1311	78	871	8	0	283
0037 37	7	447	26	372	1	0	72
0038 38	17	723	47	700	3	0	154
0039 39	34	1239	77	857	2	1	208
0040 40	13	385	22	293	0	0	72
0041 41	30	969	45	751	1	1	206
0042 42	51	1007	73	1000	4	0	297
0043 43	13	751	33	553	2	0	149
0044 44	30	889	49	856	2	0	235
0045 45	9	640	27	544	2	1	114
0046 46	24	523	38	663	0	0	180
0047 47	12	860	38	1075	4	0	265
0048 48	16	677	25	349	3	0	121
0049 49	2	261	12	257	0	0	53
0050 50	11	497	20	334	3	0	89

I, Nancy Blankenship, Deschutes County Clerk, do hereby  
certify that the votes recorded on this report correctly  
summarize the tally of votes cast at the November 6, 2012  
General Election

Dated this 26th day of November, 2012.

  
Nancy Blankenship  
Deschutes County Clerk

NUMBERED KEY CANVASS

RUN DATE:11/26/12 09:24 AM

Deschutes County, Oregon  
General Election  
November 6, 2012

Final Official Results

REPORT-EL52 PAGE 0007

WITH 36 OF 36 PRECINCTS REPORTING

State Senator, 27th District

Vote for 1

01 = Tim Knopp (REP)  
02 = Geri Hauser (DEM)  
03 = WRITE-IN

VOTES PERCENT

35,398 53.74  
24,399 37.04  
270 .41

04 = OVER VOTES  
05 = UNDER VOTES

VOTES PERCENT

7 .01  
5,799 8.80

	01	02	03	04	05
0001 01	801	1254	4	0	215
0002 02	1153	666	8	0	147
0003 03	986	1092	7	0	252
0004 04	1002	1211	24	1	251
0005 05	1705	1195	10	0	287
0006 06	907	783	11	1	170
0007 07	524	721	4	0	151
0008 08	41	11	0	0	5
0009 09	620	516	10	0	127
0011 11	391	278	4	0	50
0012 12	1260	578	16	1	163
0013 13	543	312	3	0	61
0016 16	620	300	6	0	79
0017 17	1565	945	11	0	251
0019 19	550	237	3	0	84
0020 20	1604	960	7	0	230
0021 21	737	289	1	0	95
0025 25	1171	732	9	0	227
0026 26	858	555	2	0	103
0027 27	575	882	11	2	187
0028 28	1597	806	7	0	225
0029 29	1564	662	5	0	174
0032 32	893	1018	5	0	213
0033 33	1255	733	13	0	174
0034 34	1275	815	5	0	243
0035 35	1332	831	18	0	179
0036 36	1611	750	10	0	206
0037 37	544	307	5	0	69
0038 38	911	598	5	0	130
0041 41	1184	664	8	1	146
0042 42	1297	902	7	0	226
0043 43	920	471	6	0	104
0044 44	1155	731	8	1	166
0046 46	694	596	3	0	135
0047 47	1252	761	10	0	231
0049 49	301	237	4	0	43

I, Nancy Blankenship, Deschutes County Clerk, do hereby  
certify that the votes recorded on this report correctly  
summarize the tally of votes cast at the November 6, 2012  
General Election

Dated this 26th day of November, 2012.

  
Nancy Blankenship  
Deschutes County Clerk

NUMBERED KEY CANVASS

RUN DATE:11/26/12 09:24 AM

Deschutes County, Oregon  
General Election  
November 6, 2012

Final Official Results

REPORT-EL52 PAGE 0008

WITH 6 OF 6 PRECINCTS REPORTING

State Senator, 28th District

Vote for 1

01 = Douglas K Whitsett (REP)

02 = WRITE-IN

VOTES PERCENT

VOTES PERCENT

3,998 66.05  
67 1.11


03 = OVER VOTES  
04 = UNDER VOTES

1 .02  
1,987 32.83

	01	02	03	04
0010 10	454	14	0	259
0023 23	437	9	0	154
0024 24	386	9	0	174
0039 39	1592	19	0	807
0040 40	502	7	0	276
0050 50	627	9	1	317

I, Nancy Blankenship, Deschutes County Clerk, do hereby  
certify that the votes recorded on this report correctly  
summarize the tally of votes cast at the November 6, 2012  
General Election

Dated this 26th day of November, 2012.



Nancy Blankenship  
Deschutes County Clerk

NUMBERED KEY CANVASS

RUN DATE:11/26/12 09:24 AM

Deschutes County, Oregon  
General Election  
November 6, 2012

Final Official Results

REPORT-EL52

PAGE 0009

WITH 8 OF 8 PRECINCTS REPORTING

State Senator, 30th District  
Vote for 1

VOTES PERCENT

VOTES PERCENT

01 = Ted Ferrioli (REP)  
02 = WRITE-IN

6,538 60.93  
118 1.10


03 = OVER VOTES  
04 = UNDER VOTES

1 .01  
4,074 37.96

	01	02	03	04
0014 14	848	20	0	543
0015 15	554	12	0	395
0018 18	1416	25	0	792
0022 22	177	4	0	95
0030 30	585	13	0	439
0031 31	1463	18	0	804
0045 45	772	12	1	552
0048 48	723	14	0	454

I, Nancy Blankenship, Deschutes County Clerk, do hereby  
certify that the votes recorded on this report correctly  
summarize the tally of votes cast at the November 6, 2012  
General Election

Dated this 26th day of November, 2012.



Nancy Blankenship  
Deschutes County Clerk

NUMBERED KEY CANVASS

Deschutes County, Oregon  
General Election  
November 6, 2012

Final Official Results

RUN DATE:11/26/12 09:24 AM

REPORT-EL52 PAGE 0010

WITH 19 OF 19 PRECINCTS REPORTING

VOTES PERCENT

VOTES PERCENT

State Representative, 53rd District

Vote for 1

01 = Gene Whisnant (REP)

02 = WRITE-IN

21,675 66.04

460 1.40

03 = OVER VOTES

04 = UNDER VOTES


1

10,683 32.55

	01	02	03	04
0011 11	455	10	0	258
0012 12	1353	22	0	643
0013 13	599	13	0	307
0016 16	732	17	0	256
0017 17	1853	62	0	857
0019 19	577	10	0	287
0020 20	1737	36	0	1028
0021 21	745	14	0	363
0026 26	951	24	0	543
0028 28	1789	29	0	817
0029 29	1704	23	0	678
0035 35	1518	34	1	807
0036 36	1802	26	0	749
0037 37	616	12	0	297
0038 38	1130	26	0	488
0041 41	1308	24	0	671
0042 42	1460	47	0	925
0043 43	978	24	0	499
0049 49	368	7	0	210

I, Nancy Blankenship, Deschutes County Clerk, do hereby  
certify that the votes recorded on this report correctly  
summarize the tally of votes cast at the November 6, 2012  
General Election

Dated this 26th day of November, 2012.

  
Nancy Blankenship

Deschutes County Clerk

NUMBERED KEY CANVASS

RUN DATE:11/26/12 09:24 AM

Deschutes County, Oregon  
General Election  
November 6, 2012

Final Official Results

REPORT-EL52 PAGE 0011

WITH 17 OF 17 PRECINCTS REPORTING

State Representative, 54th District

VOTES PERCENT

VOTES PERCENT

Vote for 1

01 = Nathan R Hovekamp (DEM)

02 = Jason Conger (REP)

03 = WRITE-IN

12,877 38.96

16,716 50.57

67 .20

04 = OVER VOTES

05 = UNDER VOTES

7 .02

3,387 10.25

	01	02	03	04	05
0001 01	1213	811	1	0	249
0002 02	589	1214	3	0	168
0003 03	1125	960	7	1	244
0004 04	1177	1046	9	1	256
0005 05	1099	1799	4	1	294
0006 06	726	944	9	2	191
0007 07	675	567	2	0	156
0008 08	7	41	0	0	9
0009 09	475	665	2	0	131
0025 25	659	1239	5	0	236
0027 27	888	557	4	1	207
0032 32	917	961	7	0	244
0033 33	666	1310	5	0	194
0034 34	719	1341	4	1	273
0044 44	653	1246	2	0	160
0046 46	537	739	1	0	151
0047 47	752	1276	2	0	224

I, Nancy Blankenship, Deschutes County Clerk, do hereby  
certify that the votes recorded on this report correctly  
summarize the tally of votes cast at the November 6, 2012  
General Election

Dated this 26th day of November, 2012.

  
Nancy Blankenship  
Deschutes County Clerk



NUMBERED KEY CANVASS

RUN DATE:11/26/12 09:24 AM

Deschutes County, Oregon  
General Election  
November 6, 2012

Final Official Results

REPORT-EL52 PAGE 0012

WITH 6 OF 6 PRECINCTS REPORTING

VOTES PERCENT

VOTES PERCENT

State Representative, 55th District

Vote for 1

01 = John Huddle (DEM)  
02 = Mike McLane (REP)  
03 = WRITE-IN

2,074 34.26  
3,281 54.20  
10 .17

04 = OVER VOTES  
05 = UNDER VOTES

0  
688 11.37

	01	02	03	04	05
0010 10	210	425	1	0	91
0023 23	224	320	2	0	54
0024 24	208	291	1	0	69
0039 39	841	1304	2	0	271
0040 40	273	421	2	0	89
0050 50	318	520	2	0	114

I, Nancy Blankenship, Deschutes County Clerk, do hereby  
certify that the votes recorded on this report correctly  
summarize the tally of votes cast at the November 6, 2012  
General Election

Dated this 26th day of November, 2012.



Nancy Blankenship  
Deschutes County Clerk

NUMBERED KEY CANVASS

RUN DATE:11/26/12 09:24 AM

Deschutes County, Oregon  
General Election  
November 6, 2012

Final Official Results

REPORT-EL52 PAGE 0013

WITH 8 OF 8 PRECINCTS REPORTING

VOTES PERCENT

VOTES PERCENT

State Representative, 59th District

Vote for 1

01 = Gary L Ollerenshaw (DEM)  
02 = John E Huffman (REP)  
03 = WRITE-IN

2,928 27.29  
6,334 59.03  
15 .14


04 = OVER VOTES  
05 = UNDER VOTES

1 .01  
1,453 13.54

	01	02	03	04	05
0014 14	417	792	2	0	200
0015 15	276	564	1	0	120
0018 18	617	1325	3	0	288
0022 22	75	159	0	0	42
0030 30	343	527	0	0	167
0031 31	535	1469	2	0	279
0045 45	395	751	3	1	187
0048 48	270	747	4	0	170

I, Nancy Blankenship, Deschutes County Clerk, do hereby  
certify that the votes recorded on this report correctly  
summarize the tally of votes cast at the November 6, 2012  
General Election

Dated this 26th day of November, 2012.

  
Nancy Blankenship  
Deschutes County Clerk

NUMBERED KEY CANVASS

Deschutes County, Oregon  
General Election  
November 6, 2012

Final Official Results

RUN DATE:11/26/12 09:24 AM

REPORT-EL52 PAGE 0014

WITH 50 OF 50 PRECINCTS REPORTING

County Commissioner, Position 2

VOTES PERCENT

VOTES PERCENT

Vote for 1

01 = Alan Unger (DEM)

02 = Tom Greene (REP)

03 = WRITE-IN

39,283 47.53

35,097 42.46

131 .16

04 = OVER VOTES

05 = UNDER VOTES

16 .02

8,130 9.84

	01	02	03	04	05
0001 01	1446	549	2	1	276
0002 02	905	877	3	0	189
0003 03	1391	661	4	0	281
0004 04	1453	747	3	2	284
0005 05	1545	1314	5	0	333
0006 06	945	705	2	2	218
0007 07	876	343	2	0	179
0008 08	14	34	0	0	9
0009 09	666	460	4	0	143
0010 10	279	380	1	0	67
0011 11	341	316	1	0	65
0012 12	807	989	9	0	213
0013 13	424	411	1	0	83
0014 14	593	686	0	0	132
0015 15	422	446	0	1	92
0016 16	437	461	0	0	107
0017 17	1481	1088	5	2	196
0018 18	999	1099	5	0	130
0019 19	405	388	1	0	80
0020 20	1163	1323	8	0	307
0021 21	410	614	2	0	96
0022 22	131	110	0	0	35
0023 23	241	304	1	0	54
0024 24	227	280	3	0	59
0025 25	931	928	3	0	277
0026 26	679	690	4	1	144
0027 27	1049	400	2	1	205
0028 28	1228	1195	2	0	210
0029 29	1145	1085	2	0	173
0030 30	478	431	0	0	128
0031 31	1002	1139	0	0	144
0032 32	1238	635	7	0	249
0033 33	975	982	7	0	211
0034 34	1081	970	0	0	287
0035 35	1107	1009	1	1	242
0036 36	1209	1162	5	1	200
0037 37	417	435	1	0	72
0038 38	738	740	5	0	161
0039 39	954	1252	3	1	208
0040 40	311	396	5	0	73
0041 41	901	926	7	0	169
0042 42	1078	1064	2	0	288
0043 43	632	747	2	1	119
0044 44	963	920	4	1	173
0045 45	588	615	2	0	132
0046 46	754	514	1	0	159
0047 47	1076	913	2	1	262
0048 48	518	605	0	0	68
0049 49	290	249	1	0	45
0050 50	340	510	1	0	103

I, Nancy Blankenship, Deschutes County Clerk, do hereby  
certify that the votes recorded on this report correctly  
summarize the tally of votes cast at the November 6, 2012  
General Election

Dated this 26th day of November, 2012.

  
Nancy Blankenship  
Deschutes County Clerk

NUMBERED KEY CANVASS

RUN DATE:11/26/12 09:24 AM

Deschutes County, Oregon  
General Election  
November 6, 2012

Final Official Results

REPORT-EL52 PAGE 0015

WITH 50 OF 50 PRECINCTS REPORTING

VOTES PERCENT

VOTES PERCENT

Commissioner Bureau of Labor & Industries

Vote for 1

01 = Bruce Starr  
02 = Brad Avakian  
03 = WRITE-IN

29,341 35.50  
23,800 28.79  
436 .53


04 = OVER VOTES  
05 = UNDER VOTES

16 .02  
29,064 35.16

	01	02	03	04	05
0001 01	504	850	9	0	911
0002 02	762	544	6	0	662
0003 03	522	856	14	0	945
0004 04	726	885	12	2	864
0005 05	1088	977	19	0	1113
0006 06	637	606	12	0	617
0007 07	329	548	10	0	513
0008 08	21	11	0	0	25
0009 09	427	381	8	2	455
0010 10	275	169	5	0	278
0011 11	283	215	2	0	223
0012 12	745	464	11	2	796
0013 13	311	239	6	0	363
0014 14	568	367	3	0	473
0015 15	334	263	5	0	359
0016 16	383	283	2	1	336
0017 17	1129	760	12	0	871
0018 18	915	562	16	1	739
0019 19	331	206	8	0	329
0020 20	1014	751	9	0	1027
0021 21	412	268	7	0	435
0022 22	78	93	0	0	105
0023 23	265	149	5	0	181
0024 24	219	151	3	0	196
0025 25	771	583	11	1	773
0026 26	498	478	12	0	530
0027 27	380	625	10	0	642
0028 28	1083	707	21	1	823
0029 29	1021	617	16	0	751
0030 30	344	288	2	0	403
0031 31	947	551	10	1	776
0032 32	652	713	21	0	743
0033 33	799	595	8	0	773
0034 34	796	692	12	0	838
0035 35	830	689	6	1	834
0036 36	1127	631	16	0	803
0037 37	357	265	4	0	299
0038 38	602	454	11	0	577
0039 39	920	683	6	1	808
0040 40	313	208	6	0	258
0041 41	727	544	14	2	716
0042 42	874	663	19	0	876
0043 43	510	405	11	0	575
0044 44	776	616	8	1	660
0045 45	487	382	3	0	465
0046 46	471	445	4	0	508
0047 47	723	630	8	0	893
0048 48	470	309	6	0	406
0049 49	191	186	4	0	204
0050 50	394	243	3	0	314

I, Nancy Blankenship, Deschutes County Clerk, do hereby certify that the votes recorded on this report correctly summarize the tally of votes cast at the November 6, 2012 General Election

Dated this 26th day of November, 2012.



Nancy Blankenship  
Deschutes County Clerk

RUN DATE:11/26/12 09:24 AM

REPORT-EL52

PAGE 0016

WITH 50 OF 50 PRECINCTS REPORTING

VOTES PERCENT

VOTES PERCENT

Judge of the Supreme Court, Position 3

Vote for 1

01 = Richard C Baldwin

02 = Nena Cook

03 = WRITE-IN

25,821 31.24

28,228 34.15

274 .33

04 = OVER VOTES

17 .02


05 = UNDER VOTES

28,317 34.26

	01	02	03	04	05
0001 01	622	764	3	0	885
0002 02	618	694	4	0	658
0003 03	654	776	6	1	900
0004 04	758	866	11	0	854
0005 05	996	1058	12	0	1131
0006 06	582	676	7	2	605
0007 07	438	467	6	1	488
0008 08	15	19	0	0	23
0009 09	394	447	4	2	426
0010 10	238	215	3	0	271
0011 11	236	269	1	0	217
0012 12	619	628	8	0	763
0013 13	243	317	2	0	357
0014 14	393	509	4	0	505
0015 15	267	328	2	0	364
0016 16	313	363	1	0	328
0017 17	925	1012	10	0	825
0018 18	712	755	16	1	749
0019 19	278	261	8	0	327
0020 20	811	979	10	1	1000
0021 21	360	322	3	0	437
0022 22	92	91	0	0	93
0023 23	250	193	1	0	156
0024 24	184	195	4	0	186
0025 25	671	688	5	0	775
0026 26	508	504	3	0	503
0027 27	483	534	7	0	633
0028 28	932	902	17	0	784
0029 29	807	869	8	1	720
0030 30	310	347	2	0	378
0031 31	752	790	7	1	735
0032 32	641	751	7	0	730
0033 33	648	736	9	0	782
0034 34	763	758	7	1	809
0035 35	700	840	3	0	817
0036 36	871	902	10	1	793
0037 37	297	327	1	0	300
0038 38	523	581	6	0	534
0039 39	834	786	7	1	790
0040 40	280	270	0	1	234
0041 41	638	674	10	1	680
0042 42	732	833	15	0	852
0043 43	436	508	4	0	553
0044 44	681	734	7	1	638
0045 45	388	470	0	0	479
0046 46	447	474	2	0	505
0047 47	590	795	7	1	861
0048 48	394	403	2	0	392
0049 49	160	227	0	0	198
0050 50	337	321	2	0	294

I, Nancy Blankenship, Deschutes County Clerk, do hereby  
certify that the votes recorded on this report correctly  
summarize the tally of votes cast at the November 6, 2012  
General Election

Dated this 26th day of November, 2012.



Nancy Blankenship  
Deschutes County Clerk

NUMBERED KEY CANVASS

RUN DATE:11/26/12 09:24 AM

Deschutes County, Oregon  
General Election  
November 6, 2012

Final Official Results

REPORT-EL52 PAGE 0017

WITH 50 OF 50 PRECINCTS REPORTING

VOTES PERCENT

VOTES PERCENT

Judge of the Court of Appeals, Pos 6

Vote for 1

01 = James C Egan

02 = Tim Volpert

03 = WRITE-IN

30,987 37.49  
18,832 22.78  
252 .30


04 = OVER VOTES  
05 = UNDER VOTES

54 .07  
32,532 39.36

	01	02	03	04	05
0001 01	614	628	5	1	1026
0002 02	748	468	5	1	752
0003 03	631	635	6	1	1064
0004 04	812	651	11	1	1014
0005 05	1192	729	10	1	1265
0006 06	719	455	5	2	691
0007 07	391	410	7	0	592
0008 08	20	11	0	0	26
0009 09	455	320	3	1	494
0010 10	301	117	4	0	305
0011 11	267	182	3	1	270
0012 12	741	410	6	1	860
0013 13	313	195	2	2	407
0014 14	529	319	4	0	559
0015 15	355	201	2	1	402
0016 16	339	299	1	0	366
0017 17	1185	605	12	0	970
0018 18	959	409	8	2	855
0019 19	344	150	6	0	374
0020 20	1111	547	12	0	1131
0021 21	429	206	2	0	485
0022 22	86	80	0	0	110
0023 23	300	123	2	0	175
0024 24	271	89	3	0	206
0025 25	810	464	6	1	858
0026 26	596	330	2	1	589
0027 27	444	424	7	0	782
0028 28	1144	549	16	2	924
0029 29	1043	514	6	1	841
0030 30	365	238	3	2	429
0031 31	915	510	7	1	852
0032 32	777	504	8	0	840
0033 33	833	450	5	0	887
0034 34	905	510	7	1	915
0035 35	762	660	3	3	932
0036 36	1104	573	7	4	889
0037 37	355	218	2	1	349
0038 38	631	382	3	0	628
0039 39	988	541	4	4	881
0040 40	326	176	0	0	283
0041 41	755	443	9	5	791
0042 42	935	493	16	2	986
0043 43	537	334	3	0	627
0044 44	813	492	8	2	746
0045 45	497	303	1	4	532
0046 46	505	349	4	0	570
0047 47	649	603	4	2	996
0048 48	519	215	0	1	456
0049 49	220	144	0	0	221
0050 50	447	174	2	2	329

I, Nancy Blankenship, Deschutes County Clerk, do hereby certify that the votes recorded on this report correctly summarize the tally of votes cast at the November 6, 2012 General Election

Dated this 26th day of November, 2012.



Nancy Blankenship  
Deschutes County Clerk

RUN DATE:11/26/12 09:24 AM

REPORT-EL52 PAGE 0018

WITH 50 OF 50 PRECINCTS REPORTING

VOTES PERCENT

VOTES PERCENT

Judge of the Circuit Court, 11th Dist Pos 2

Vote for 1

01 = Andy Balyeat  
02 = Beth Bagley  
03 = WRITE-IN27,733 33.55  
32,959 39.87  
179 .2204 = OVER VOTES  
05 = UNDER VOTES18 .02  
21,768 26.34

	01	02	03	04	05
0001 01	763	903	5	1	602
0002 02	768	752	4	3	447
0003 03	703	1000	4	0	630
0004 04	772	1042	8	0	667
0005 05	1032	1460	4	1	700
0006 06	569	798	9	1	495
0007 07	480	563	4	0	353
0008 08	23	16	0	0	18
0009 09	357	558	2	1	355
0010 10	240	262	3	0	222
0011 11	262	296	1	0	164
0012 12	766	710	3	0	539
0013 13	311	351	1	0	256
0014 14	486	537	4	0	384
0015 15	304	351	1	0	305
0016 16	347	386	1	0	271
0017 17	930	1094	8	1	739
0018 18	765	828	4	1	635
0019 19	271	322	6	0	275
0020 20	908	1124	10	0	759
0021 21	383	418	3	0	318
0022 22	78	110	0	0	88
0023 23	212	236	1	0	151
0024 24	155	252	1	0	161
0025 25	601	946	3	0	589
0026 26	502	630	3	1	382
0027 27	528	683	6	0	440
0028 28	929	1027	12	0	667
0029 29	867	920	6	1	611
0030 30	256	440	0	0	341
0031 31	891	800	2	0	592
0032 32	587	937	9	0	596
0033 33	746	888	2	0	539
0034 34	660	1012	5	0	661
0035 35	1099	807	1	0	453
0036 36	882	1016	2	1	676
0037 37	369	350	1	0	205
0038 38	486	665	2	1	490
0039 39	728	1039	1	2	648
0040 40	267	314	0	1	203
0041 41	737	764	9	0	493
0042 42	805	957	13	0	657
0043 43	523	587	2	0	389
0044 44	729	823	5	1	503
0045 45	414	519	1	0	403
0046 46	432	566	3	0	427
0047 47	874	826	4	0	550
0048 48	392	465	0	0	334
0049 49	217	235	0	1	132
0050 50	327	374	0	0	253

I, Nancy Blankenship, Deschutes County Clerk, do hereby  
certify that the votes recorded on this report correctly  
summarize the tally of votes cast at the November 6, 2012  
General Election

Dated this 26th day of November, 2012.

  
Nancy Blankenship  
Deschutes County Clerk

RUN DATE:11/26/12 09:24 AM

REPORT-EL52 PAGE 0019

WITH 50 OF 50 PRECINCTS REPORTING

VOTES PERCENT

VOTES PERCENT

Judge of the Circuit Court, 11th Dist Pos 3

Vote for 1

01 = Roger J DeHoog

02 = WRITE-IN

38,564 46.66

544 .66

03 = OVER VOTES

04 = UNDER VOTES


0

43,549 52.69

	01	02	03	04
0001 01	929	17	0	1328
0002 02	961	11	0	1002
0003 03	941	15	0	1381
0004 04	1074	25	0	1390
0005 05	1494	22	0	1681
0006 06	881	26	0	965
0007 07	621	11	0	768
0008 08	24	0	0	33
0009 09	624	12	0	637
0010 10	318	4	0	405
0011 11	346	4	0	373
0012 12	883	16	0	1119
0013 13	388	3	0	528
0014 14	643	9	0	759
0015 15	389	3	0	569
0016 16	482	2	0	521
0017 17	1462	26	0	1284
0018 18	1073	13	0	1147
0019 19	393	6	0	475
0020 20	1288	16	0	1497
0021 21	485	13	0	624
0022 22	137	0	0	139
0023 23	338	4	0	258
0024 24	303	4	0	262
0025 25	994	22	0	1123
0026 26	725	13	0	780
0027 27	700	10	0	947
0028 28	1367	18	0	1250
0029 29	1260	11	0	1134
0030 30	469	4	0	564
0031 31	1067	8	0	1210
0032 32	964	21	0	1144
0033 33	999	11	0	1165
0034 34	1108	20	0	1210
0035 35	1050	7	0	1303
0036 36	1337	17	0	1223
0037 37	415	4	0	506
0038 38	764	15	0	865
0039 39	1216	4	0	1198
0040 40	374	1	0	410
0041 41	941	14	0	1048
0042 42	1092	27	0	1313
0043 43	663	8	0	830
0044 44	1003	16	0	1042
0045 45	598	5	0	734
0046 46	638	8	0	782
0047 47	1052	7	0	1195
0048 48	552	5	0	634
0049 49	270	0	0	315
0050 50	469	6	0	479

I, Nancy Blankenship, Deschutes County Clerk, do hereby  
certify that the votes recorded on this report correctly  
summarize the tally of votes cast at the November 6, 2012  
General Election

Dated this 26th day of November, 2012.

  
Nancy Blankenship  
Deschutes County Clerk



NUMBERED KEY CANVASS

RUN DATE:11/26/12 09:24 AM

Deschutes County, Oregon  
General Election  
November 6, 2012

Final Official Results

REPORT-EL52 PAGE 0020

WITH 50 OF 50 PRECINCTS REPORTING

VOTES PERCENT

VOTES PERCENT

County Sheriff

Vote for 1

01 = Larry Blanton

02 = WRITE-IN

50,838 61.50  
1,031 1.25


03 = OVER VOTES  
04 = UNDER VOTES

3  
30,785 37.24

	01	02	03	04
0001 01	1195	35	0	1044
0002 02	1267	23	0	684
0003 03	1188	33	0	1116
0004 04	1341	52	0	1096
0005 05	1950	42	0	1205
0006 06	1118	36	1	717
0007 07	773	23	0	604
0008 08	31	0	0	26
0009 09	801	20	0	452
0010 10	457	18	0	252
0011 11	451	5	0	267
0012 12	1336	30	0	652
0013 13	571	16	0	332
0014 14	880	14	0	517
0015 15	535	10	0	416
0016 16	625	2	0	378
0017 17	1819	41	0	912
0018 18	1404	13	0	816
0019 19	546	14	0	314
0020 20	1744	28	0	1029
0021 21	734	13	0	375
0022 22	163	0	0	113
0023 23	416	7	0	177
0024 24	380	8	0	181
0025 25	1318	24	0	797
0026 26	946	13	0	559
0027 27	872	27	0	758
0028 28	1723	38	1	873
0029 29	1587	27	0	791
0030 30	585	8	0	444
0031 31	1437	19	0	829
0032 32	1225	47	1	856
0033 33	1420	26	0	729
0034 34	1469	24	0	845
0035 35	1415	12	0	933
0036 36	1664	27	0	886
0037 37	584	9	0	332
0038 38	1002	24	0	618
0039 39	1540	35	0	843
0040 40	477	8	0	300
0041 41	1282	26	0	695
0042 42	1508	36	0	888
0043 43	964	16	0	521
0044 44	1363	21	0	677
0045 45	795	16	0	526
0046 46	882	16	0	530
0047 47	1356	16	0	882
0048 48	741	11	0	439
0049 49	340	11	0	234
0050 50	618	11	0	325

I, Nancy Blankenship, Deschutes County Clerk, do hereby  
certify that the votes recorded on this report correctly  
summarize the tally of votes cast at the November 6, 2012  
General Election

Dated this 26th day of November, 2012.

  
Nancy Blankenship  
Deschutes County Clerk

RUN DATE:11/26/12 09:24 AM

REPORT-EL52 PAGE 0021

WITH 50 OF 50 PRECINCTS REPORTING

VOTES PERCENT

VOTES PERCENT

Deschutes Soil & Water Director, Zone 2  
DESCHUTES SOIL & WATER CONSERVATION DIST

Vote for 1

01 = NO CANDIDATE FILED  
02 = WRITE-IN0  
2,649 3.2003 = OVER VOTES  
04 = UNDER VOTES0  
80,008 96.80

	01	02	03	04
0001 01	0	91	0	2183
0002 02	0	54	0	1920
0003 03	0	90	0	2247
0004 04	0	105	0	2384
0005 05	0	92	0	3105
0006 06	0	87	0	1785
0007 07	0	47	0	1353
0008 08	0	0	0	57
0009 09	0	58	0	1215
0010 10	0	25	0	702
0011 11	0	23	0	700
0012 12	0	68	0	1950
0013 13	0	22	0	897
0014 14	0	38	0	1373
0015 15	0	16	0	945
0016 16	0	18	0	987
0017 17	0	108	0	2664
0018 18	0	66	0	2167
0019 19	0	20	0	854
0020 20	0	101	0	2700
0021 21	0	35	0	1087
0022 22	0	5	0	271
0023 23	0	17	0	583
0024 24	0	23	0	546
0025 25	0	94	0	2045
0026 26	0	69	0	1449
0027 27	0	68	0	1589
0028 28	0	93	0	2542
0029 29	0	70	0	2335
0030 30	0	20	0	1017
0031 31	0	33	0	2252
0032 32	0	102	0	2027
0033 33	0	59	0	2116
0034 34	0	97	0	2241
0035 35	0	48	0	2312
0036 36	0	83	0	2494
0037 37	0	28	0	897
0038 38	0	39	0	1605
0039 39	0	60	0	2358
0040 40	0	16	0	769
0041 41	0	68	0	1935
0042 42	0	78	0	2354
0043 43	0	44	0	1457
0044 44	0	59	0	2002
0045 45	0	19	0	1318
0046 46	0	58	0	1370
0047 47	0	55	0	2199
0048 48	0	41	0	1150
0049 49	0	12	0	573
0050 50	0	27	0	927

I, Nancy Blankenship, Deschutes County Clerk, do hereby  
certify that the votes recorded on this report correctly  
summarize the tally of votes cast at the November 6, 2012  
General Election

Dated this 26th day of November, 2012.

  
Nancy Blankenship  
Deschutes County Clerk

NUMBERED KEY CANVASS

RUN DATE:11/26/12 09:24 AM

Deschutes County, Oregon  
General Election  
November 6, 2012

Final Official Results

REPORT-EL52 PAGE 0022

WITH 50 OF 50 PRECINCTS REPORTING

VOTES PERCENT

VOTES PERCENT

Deschutes Soil & Water Director, Zone 3  
DESCHUTES SOIL & WATER CONSERVATION DIST

Vote for 1

01 = Patricia M Gainsforth  
02 = WRITE-IN

34,818 42.12  
380 .46


03 = OVER VOTES  
04 = UNDER VOTES

9 .01  
47,450 57.41

	01	02	03	04
0001 01	869	11	0	1394
0002 02	844	10	0	1120
0003 03	875	8	1	1453
0004 04	943	13	1	1532
0005 05	1326	23	0	1848
0006 06	812	13	2	1045
0007 07	544	9	0	847
0008 08	21	0	0	36
0009 09	569	11	0	693
0010 10	280	2	0	445
0011 11	319	0	0	404
0012 12	812	18	0	1188
0013 13	358	2	0	559
0014 14	591	9	0	811
0015 15	350	2	0	609
0016 16	434	5	0	566
0017 17	1371	15	1	1385
0018 18	959	15	0	1259
0019 19	355	4	0	515
0020 20	1168	12	0	1621
0021 21	441	5	0	676
0022 22	114	0	0	162
0023 23	297	1	0	302
0024 24	270	2	0	297
0025 25	922	8	0	1209
0026 26	630	9	0	879
0027 27	656	7	0	994
0028 28	1241	12	1	1381
0029 29	1152	7	0	1246
0030 30	416	0	0	621
0031 31	950	4	0	1331
0032 32	906	13	0	1210
0033 33	879	7	0	1289
0034 34	1024	11	0	1303
0035 35	891	2	0	1467
0036 36	1191	14	0	1372
0037 37	406	4	0	515
0038 38	690	7	0	947
0039 39	1089	9	0	1320
0040 40	333	2	0	450
0041 41	822	11	0	1170
0042 42	1008	14	1	1409
0043 43	597	8	1	895
0044 44	905	13	0	1143
0045 45	541	2	0	794
0046 46	580	9	0	839
0047 47	937	6	1	1310
0048 48	499	4	0	688
0049 49	227	2	0	356
0050 50	404	5	0	545

I, Nancy Blankenship, Deschutes County Clerk, do hereby  
certify that the votes recorded on this report correctly  
summarize the tally of votes cast at the November 6, 2012  
General Election

Dated this 26th day of November, 2012.

  
Nancy Blankenship  
Deschutes County Clerk

NUMBERED KEY CANVASS

RUN DATE:11/26/12 09:24 AM

Deschutes County, Oregon  
General Election  
November 6, 2012

Final Official Results

REPORT-EL52 PAGE 0023

WITH 50 OF 50 PRECINCTS REPORTING

VOTES PERCENT

VOTES PERCENT

Deschutes Soil & Water Director, Zone 4  
DESCHUTES SOIL & WATER CONSERVATION DIST

Vote for 1

01 = NO CANDIDATE FILED

02 = WRITE-IN

0  
1,823 2.21


03 = OVER VOTES  
04 = UNDER VOTES

0  
80,834 97.79

	01	02	03	04
0001 01	0	57	0	2217
0002 02	0	43	0	1931
0003 03	0	54	0	2283
0004 04	0	73	0	2416
0005 05	0	77	0	3120
0006 06	0	57	0	1815
0007 07	0	28	0	1372
0008 08	0	0	0	57
0009 09	0	39	0	1234
0010 10	0	19	0	708
0011 11	0	14	0	709
0012 12	0	43	0	1975
0013 13	0	16	0	903
0014 14	0	27	0	1384
0015 15	0	16	0	945
0016 16	0	12	0	993
0017 17	0	76	0	2696
0018 18	0	50	0	2183
0019 19	0	15	0	859
0020 20	0	68	0	2733
0021 21	0	19	0	1103
0022 22	0	1	0	275
0023 23	0	11	0	589
0024 24	0	22	0	547
0025 25	0	75	0	2064
0026 26	0	49	0	1469
0027 27	0	40	0	1617
0028 28	0	57	0	2578
0029 29	0	51	0	2354
0030 30	0	10	0	1027
0031 31	0	23	0	2262
0032 32	0	66	0	2063
0033 33	0	32	0	2143
0034 34	0	65	0	2273
0035 35	0	29	0	2331
0036 36	0	69	0	2508
0037 37	0	22	0	903
0038 38	0	28	0	1616
0039 39	0	43	0	2375
0040 40	0	10	0	775
0041 41	0	45	0	1958
0042 42	0	59	0	2373
0043 43	0	22	0	1479
0044 44	0	52	0	2009
0045 45	0	15	0	1322
0046 46	0	33	0	1395
0047 47	0	37	0	2217
0048 48	0	24	0	1167
0049 49	0	13	0	572
0050 50	0	17	0	937

I, Nancy Blankenship, Deschutes County Clerk, do hereby  
certify that the votes recorded on this report correctly  
summarize the tally of votes cast at the November 6, 2012  
General Election

Dated this 26th day of November, 2012.



Nancy Blankenship  
Deschutes County Clerk

NUMBERED KEY CANVASS

Deschutes County, Oregon  
General Election  
November 6, 2012

Final Official Results

RUN DATE:11/26/12 09:24 AM

REPORT-EL52 PAGE 0024

WITH 50 OF 50 PRECINCTS REPORTING

VOTES PERCENT

VOTES PERCENT

Deschutes Soil & Water Director, Zone 5  
DESCHUTES SOIL & WATER CONSERVATION DIST

Vote for 1

01 = NO CANDIDATE FILED  
02 = WRITE-IN

0  
1,656 2.00

03 = OVER VOTES  
04 = UNDER VOTES

0  
81,001 98.00

	01	02	03	04
0001 01	0	53	0	2221
0002 02	0	39	0	1935
0003 03	0	48	0	2289
0004 04	0	63	0	2426
0005 05	0	65	0	3132
0006 06	0	57	0	1815
0007 07	0	26	0	1374
0008 08	0	0	0	57
0009 09	0	39	0	1234
0010 10	0	16	0	711
0011 11	0	11	0	712
0012 12	0	36	0	1982
0013 13	0	13	0	906
0014 14	0	25	0	1386
0015 15	0	10	0	951
0016 16	0	10	0	995
0017 17	0	70	0	2702
0018 18	0	51	0	2182
0019 19	0	14	0	860
0020 20	0	60	0	2741
0021 21	0	15	0	1107
0022 22	0	1	0	275
0023 23	0	13	0	587
0024 24	0	20	0	549
0025 25	0	67	0	2072
0026 26	0	46	0	1472
0027 27	0	40	0	1617
0028 28	0	56	0	2579
0029 29	0	46	0	2359
0030 30	0	10	0	1027
0031 31	0	18	0	2267
0032 32	0	63	0	2066
0033 33	0	29	0	2146
0034 34	0	56	0	2282
0035 35	0	27	0	2333
0036 36	0	60	0	2517
0037 37	0	21	0	904
0038 38	0	26	0	1618
0039 39	0	43	0	2375
0040 40	0	10	0	775
0041 41	0	37	0	1966
0042 42	0	55	0	2377
0043 43	0	24	0	1477
0044 44	0	48	0	2013
0045 45	0	12	0	1325
0046 46	0	28	0	1400
0047 47	0	32	0	2222
0048 48	0	19	0	1172
0049 49	0	10	0	575
0050 50	0	18	0	936

I, Nancy Blankenship, Deschutes County Clerk, do hereby  
certify that the votes recorded on this report correctly  
summarize the tally of votes cast at the November 6, 2012  
General Election

Dated this 26th day of November, 2012.

  
Nancy Blankenship  
Deschutes County Clerk

NUMBERED KEY CANVASS

RUN DATE:11/26/12 09:24 AM

Deschutes County, Oregon  
General Election  
November 6, 2012

Final Official Results

REPORT-EL52 PAGE 0025

WITH 50 OF 50 PRECINCTS REPORTING

VOTES PERCENT

VOTES PERCENT

Deschutes Soil & Water Director, At-Large 1  
DESCHUTES SOIL & WATER CONSERVATION DIST

Vote for 1

01 = Robin S Vora

02 = WRITE-IN

34,335 41.54  
433 .52


03 = OVER VOTES  
04 = UNDER VOTES

1  
47,888 57.94

	01	02	03	04
0001 01	843	12	0	1419
0002 02	847	10	0	1117
0003 03	847	9	0	1481
0004 04	932	20	0	1537
0005 05	1326	22	0	1849
0006 06	812	15	0	1045
0007 07	519	10	0	871
0008 08	20	0	0	37
0009 09	570	11	0	692
0010 10	281	5	0	441
0011 11	309	0	0	414
0012 12	783	14	0	1221
0013 13	346	2	0	571
0014 14	564	9	0	838
0015 15	345	3	0	613
0016 16	432	4	0	569
0017 17	1365	16	0	1391
0018 18	934	21	0	1278
0019 19	350	3	0	521
0020 20	1157	19	0	1625
0021 21	432	6	0	684
0022 22	115	0	0	161
0023 23	297	2	0	301
0024 24	267	3	0	299
0025 25	908	7	0	1224
0026 26	631	9	0	878
0027 27	639	12	0	1006
0028 28	1234	12	0	1389
0029 29	1147	9	0	1249
0030 30	411	0	0	626
0031 31	951	4	0	1330
0032 32	897	15	0	1217
0033 33	870	11	0	1294
0034 34	1013	15	0	1310
0035 35	866	2	0	1492
0036 36	1198	15	0	1364
0037 37	377	2	0	546
0038 38	683	11	0	950
0039 39	1085	11	0	1322
0040 40	331	2	0	452
0041 41	802	13	0	1188
0042 42	993	20	0	1419
0043 43	572	4	1	924
0044 44	891	14	0	1156
0045 45	540	2	0	795
0046 46	564	7	0	857
0047 47	915	6	0	1333
0048 48	492	7	0	692
0049 49	222	3	0	360
0050 50	410	4	0	540

I, Nancy Blankenship, Deschutes County Clerk, do hereby  
certify that the votes recorded on this report correctly  
summarize the tally of votes cast at the November 6, 2012  
General Election

Dated this 26th day of November, 2012.



Nancy Blankenship  
Deschutes County Clerk

NUMBERED KEY CANVASS

RUN DATE:11/26/12 09:24 AM

Deschutes County, Oregon  
General Election  
November 6, 2012

Final Official Results

REPORT-EL52

PAGE 0026

WITH 20 OF 20 PRECINCTS REPORTING

City of Bend Council, Position 1

Vote for 1

01 = Wade Fagen

02 = Barb Campbell

03 = Victor Chudowsky

VOTES PERCENT

8,571 21.22

9,472 23.45

11,070 27.40

04 = WRITE-IN

05 = OVER VOTES

06 = UNDER VOTES

VOTES PERCENT

98 .24


7 .02

11,181 27.68

	01	02	03	04	05	06
0001 01	362	667	603	8	1	633
0002 02	497	446	540	6	2	483
0003 03	300	624	740	5	0	668
0004 04	479	703	616	4	0	687
0005 05	641	672	963	11	0	910
0006 06	482	480	404	6	0	500
0007 07	261	393	384	5	0	357
0009 09	301	313	286	3	0	370
0011 11	139	177	215	0	0	192
0020 20	689	560	683	7	0	862
0025 25	513	490	512	1	0	623
0026 26	313	316	438	3	1	447
0027 27	256	503	458	5	0	435
0032 32	581	581	402	7	0	558
0033 33	622	402	589	4	0	558
0034 34	526	558	501	5	0	748
0035 35	387	438	984	3	0	548
0044 44	590	405	548	5	2	511
0046 46	316	336	331	7	1	437
0047 47	316	408	873	3	0	654

I, Nancy Blankenship, Deschutes County Clerk, do hereby  
certify that the votes recorded on this report correctly  
summarize the tally of votes cast at the November 6, 2012  
General Election

Dated this 26th day of November, 2012.



Nancy Blankenship  
Deschutes County Clerk

NUMBERED KEY CANVASS

RUN DATE:11/26/12 09:24 AM

Deschutes County, Oregon  
General Election  
November 6, 2012

Final Official Results

REPORT-EL52 PAGE 0027

WITH 20 OF 20 PRECINCTS REPORTING

VOTES PERCENT

VOTES PERCENT

City of Bend Position 2

Vote for 1

- 01 = Douglas Knight
- 02 = Edward McCoy
- 03 = Charles Baer
- 04 = Edward Barbeau

13,704 33.92  
6,148 15.22  
2,031 5.03  
4,567 11.30

- 05 = WRITE-IN
- 06 = OVER VOTES
- 07 = UNDER VOTES

158 .39  
18 .04  
13,773 34.09

	01	02	03	04	05	06	07
0001 01	952	266	97	192	12	1	754
0002 02	611	376	104	255	11	0	617
0003 03	971	234	85	260	13	1	773
0004 04	987	315	126	250	11	1	799
0005 05	1031	512	171	342	22	0	1119
0006 06	581	297	116	231	9	1	637
0007 07	609	175	51	105	9	1	450
0009 09	391	206	83	140	9	1	443
0011 11	246	112	32	97	0	0	236
0020 20	795	465	143	337	11	2	1048
0025 25	640	379	126	214	2	1	777
0026 26	494	233	71	205	3	1	511
0027 27	668	231	78	144	3	0	533
0032 32	659	308	155	260	11	1	735
0033 33	608	374	124	294	5	1	769
0034 34	638	357	156	301	6	0	880
0035 35	937	385	59	277	5	0	697
0044 44	608	351	132	276	5	4	685
0046 46	459	215	58	147	5	1	543
0047 47	819	357	64	240	6	1	767

I, Nancy Blankenship, Deschutes County Clerk, do hereby  
certify that the votes recorded on this report correctly  
summarize the tally of votes cast at the November 6, 2012  
General Election

Dated this 26th day of November, 2012.



Nancy Blankenship  
Deschutes County Clerk



NUMBERED KEY CANVASS

RUN DATE:11/26/12 09:24 AM

Deschutes County, Oregon  
General Election  
November 6, 2012

Final Official Results

REPORT-EL52 PAGE 0028

WITH 20 OF 20 PRECINCTS REPORTING

City of Bend Position 3

Vote for 1

01 = Kathie Eckman  
02 = Ron Boozell (Rondo)  
03 = Sally Russell

VOTES PERCENT

VOTES PERCENT


11,114 27.51 04 = WRITE-IN  
3,581 8.86 05 = OVER VOTES  
13,759 34.06 06 = UNDER VOTES

107 .26  
8 .02  
11,830 29.28

	01	02	03	04	05	06
0001 01	489	160	985	4	1	635
0002 02	560	179	715	6	0	514
0003 03	525	139	961	8	0	704
0004 04	539	256	990	8	0	696
0005 05	933	282	1001	18	0	963
0006 06	504	230	605	6	1	526
0007 07	329	111	585	5	0	370
0009 09	362	135	384	5	0	387
0011 11	202	68	254	0	0	199
0020 20	809	273	793	8	0	918
0025 25	585	213	648	2	2	689
0026 26	440	155	441	4	1	477
0027 27	387	116	675	4	1	474
0032 32	523	290	696	6	0	614
0033 33	669	173	711	5	1	616
0034 34	731	216	616	4	0	771
0035 35	758	114	895	2	0	591
0044 44	651	221	605	6	1	577
0046 46	401	124	441	2	0	460
0047 47	717	126	758	4	0	649

I, Nancy Blankenship, Deschutes County Clerk, do hereby certify that the votes recorded on this report correctly summarize the tally of votes cast at the November 6, 2012 General Election

Dated this 26th day of November, 2012.



Nancy Blankenship  
Deschutes County Clerk

NUMBERED KEY CANVASS

RUN DATE:11/26/12 09:24 AM

Deschutes County, Oregon  
General Election  
November 6, 2012

Final Official Results

REPORT-EL52 PAGE 0029

WITH 20 OF 20 PRECINCTS REPORTING

VOTES PERCENT

VOTES PERCENT

City of Bend Position 4

Vote for 1

01 = Mike Roberts

02 = Jim Clinton

03 = WRITE-IN

7,166 17.74  
19,502 48.27  
160 .40


04 = OVER VOTES  
05 = UNDER VOTES

4 .01  
13,567 33.58

	01	02	03	04	05
0001 01	263	1260	9	1	741
0002 02	397	935	10	0	632
0003 03	275	1246	8	1	807
0004 04	374	1281	11	0	823
0005 05	573	1541	17	0	1066
0006 06	390	860	7	0	615
0007 07	178	801	7	0	414
0009 09	274	564	6	0	429
0011 11	153	344	0	0	226
0020 20	627	1118	19	0	1037
0025 25	417	941	5	0	776
0026 26	317	667	3	1	530
0027 27	205	894	9	0	549
0032 32	439	962	12	0	716
0033 33	451	982	6	0	736
0034 34	536	949	4	0	849
0035 35	323	1345	6	0	686
0044 44	426	963	9	1	662
0046 46	272	621	8	0	527
0047 47	276	1228	4	0	746

I, Nancy Blankenship, Deschutes County Clerk, do hereby  
certify that the votes recorded on this report correctly  
summarize the tally of votes cast at the November 6, 2012  
General Election

Dated this 26th day of November, 2012.



Nancy Blankenship  
Deschutes County Clerk

NUMBERED KEY CANVASS

RUN DATE:11/26/12 09:24 AM

Deschutes County, Oregon  
General Election  
November 6, 2012

Final Official Results

REPORT-EL52 PAGE 0030

WITH 1 OF 1 PRECINCTS REPORTING

City of La Pine Mayor  
Vote for 1  
01 = Stu Martinez  
02 = Ken Mulenex  
03 = WRITE-IN

VOTES PERCENT

VOTES PERCENT

231 38.50  
285 47.50  
14 2.33

04 = OVER VOTES  
05 = UNDER VOTES


1 .17  
69 11.50

0023 23

01	02	03	04	05
231	285	14	1	69

I, Nancy Blankenship, Deschutes County Clerk, do hereby  
certify that the votes recorded on this report correctly  
summarize the tally of votes cast at the November 6, 2012  
General Election

Dated this 26th day of November, 2012.

  
Nancy Blankenship  
Deschutes County Clerk

NUMBERED KEY CANVASS

RUN DATE:11/26/12 09:24 AM

Deschutes County, Oregon  
General Election  
November 6, 2012

Final Official Results

REPORT-EL52 PAGE 0031

WITH 1 OF 1 PRECINCTS REPORTING

City of La Pine Council  
Vote for 2  
01 = Kathy Agan  
02 = WRITE-IN

VOTES PERCENT

354 29.50  
119 9.92

03 = OVER VOTES  
04 = UNDER VOTES

VOTES PERCENT

0  
727 60.58

0023 23

01	02	03	04
354	119	0	727

I, Nancy Blankenship, Deschutes County Clerk, do hereby  
certify that the votes recorded on this report correctly  
summarize the tally of votes cast at the November 6, 2012  
General Election

Dated this 26th day of November, 2012.

  
Nancy Blankenship  
Deschutes County Clerk

**November 6, 2012 General Election**

**City of La Pine City Council**

**Precinct 23**

**Write-In**

First Name	Last Name	Precinct 23
		Total
Debbie	Anderson	1
Ronald	Bamer	2
Michika	Cardenas	1
Luana	Damerval	1
Dennis	Davis	2
Shaun A	Dean	1
Robert W	Dee	2
Steven	Dodd	1
Mathew	Dodson	1
Brian	Earls	1
J	Florgntino	1
Irene	Foshee	1
Hugh	Gabler	1
John	Glaspey	1
Jack	Green	1
Rodney	Haley	1
David	Harms	1
Gregory L	Jones	37
Sterling	Kalema	1
Sharlene	Kellogg	1
Sharon	Kitchen	1
Daniel	Lloyd	1
Fred	Lundgren	1
Stu	Martinez	2
Laura	McManaway	1
Amy	McMaster	1
Ken	Mulenex	5
Wesley	Parish	1
Carl	Patrick	3
Vicki	Procin	1
Neil	Rassle	2
Daniel L	Richer	3
Dan	Richer	1
Kim	Russell	1
Kitty	Schields	4
Douglas	Sisk	2
Sandra	Sisk	1
Ferriman H	Spires	1

First Name	Last Name	Precinct 23
		Total
Bobby	Steffens	2
Charles	Williams	2
Kristine	Wilmoth	1
Christopher	Wilson	2
Virginia	Woodruff	21
		119

I, Nancy Blankenship, Deschutes County Clerk, do hereby  
 certify that the votes recorded on this report correctly  
 summarize the tally of votes cast at the November 6, 2012  
 General Election

Dated this 26th day of November, 2012.



Nancy Blankenship  
 Deschutes County Clerk

NUMBERED KEY CANVASS

RUN DATE:11/26/12 09:24 AM

Deschutes County, Oregon  
General Election  
November 6, 2012

Final Official Results

REPORT-EL52

PAGE 0032

WITH 4 OF 4 PRECINCTS REPORTING

VOTES PERCENT

VOTES PERCENT

City of Redmond Mayor

Vote for 1

01 = George Endicott

02 = WRITE-IN

7,482 72.02  
181 1.74


03 = OVER VOTES  
04 = UNDER VOTES

0  
2,726 26.24

	01	02	03	04
0017 17	1960	49	0	763
0028 28	1891	50	0	694
0029 29	1764	37	0	604
0036 36	1867	45	0	665

I, Nancy Blankenship, Deschutes County Clerk, do hereby  
certify that the votes recorded on this report correctly  
summarize the tally of votes cast at the November 6, 2012  
General Election

Dated this 26th day of November, 2012.



Nancy Blankenship  
Deschutes County Clerk

NUMBERED KEY CANVASS

RUN DATE:11/26/12 09:24 AM

Deschutes County, Oregon  
General Election  
November 6, 2012

Final Official Results

REPORT-EL52 PAGE 0033

WITH 4 OF 4 PRECINCTS REPORTING

City of Redmond Council

Vote for 3

01 = Camden King

02 = Ed Petersen

03 = Ginny McPherson

04 = Joseph W Centanni

VOTES PERCENT

VOTES PERCENT

4,116 13.21

3,321 10.66

4,059 13.02

4,212 13.51

05 = Anne Graham

06 = WRITE-IN

07 = OVER VOTES

08 = UNDER VOTES

3,726 11.95

154 .49

21 .07

11,558 37.08

0017 17

0028 28

0029 29

0036 36

01	02	03	04	05	06	07	08
1026	871	1068	1109	1023	37	6	3176
1026	861	1094	1066	900	30	3	2925
972	780	959	941	879	40	3	2641
1092	809	938	1096	924	47	9	2816

I, Nancy Blankenship, Deschutes County Clerk, do hereby  
certify that the votes recorded on this report correctly  
summarize the tally of votes cast at the November 6, 2012  
General Election

Dated this 26th day of November, 2012.

  
Nancy Blankenship  
Deschutes County Clerk



NUMBERED KEY CANVASS

RUN DATE:11/26/12 09:24 AM

Deschutes County, Oregon  
General Election  
November 6, 2012

Final Official Results

REPORT-EL52 PAGE 0034

WITH 1 OF 1 PRECINCTS REPORTING

City of Sisters Council

Vote for 3

01 = McKibben Womack

02 = Lon Kellstrom

03 = Brad Boyd

04 = Catherine Childress

VOTES PERCENT

701 22.53

389 12.50

530 17.04

603 19.38

VOTES PERCENT

35 1.13

0

853 27.42

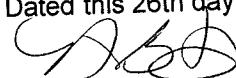
05 = WRITE-IN  
06 = OVER VOTES  
07 = UNDER VOTES

01	02	03	04	05	06	07
701	389	530	603	35	0	853

0030 30

I, Nancy Blankenship, Deschutes County Clerk, do hereby  
certify that the votes recorded on this report correctly  
summarize the tally of votes cast at the November 6, 2012  
General Election

Dated this 26th day of November, 2012.



Nancy Blankenship  
Deschutes County Clerk

NUMBERED KEY CANVASS

RUN DATE:11/26/12 09:24 AM

Deschutes County, Oregon  
General Election  
November 6, 2012

Final Official Results

REPORT-EL52 PAGE 0035

WITH 50 OF 50 PRECINCTS REPORTING

VOTES PERCENT

VOTES PERCENT

State Measure 77

Vote for 1

01 = Yes

02 = No

42,337 51.22

31,781 38.45

03 = OVER VOTES

04 = UNDER VOTES

16 .02

8,523 10.31

	01	02	03	04
0001 01	1407	551	1	315
0002 02	993	754	0	227
0003 03	1383	628	2	324
0004 04	1422	730	0	337
0005 05	1701	1142	0	354
0006 06	994	647	2	229
0007 07	864	388	0	148
0008 08	29	23	0	5
0009 09	676	425	1	171
0010 10	296	380	0	51
0011 11	388	255	0	80
0012 12	949	884	0	185
0013 13	454	373	0	92
0014 14	687	599	0	125
0015 15	497	380	0	84
0016 16	596	343	1	65
0017 17	1290	1176	0	306
0018 18	966	1115	0	152
0019 19	356	423	1	94
0020 20	1448	1035	0	318
0021 21	537	465	1	119
0022 22	169	92	0	15
0023 23	288	268	0	44
0024 24	227	288	0	54
0025 25	1068	813	1	257
0026 26	757	600	0	161
0027 27	976	459	0	222
0028 28	1250	1102	2	281
0029 29	1206	1012	0	187
0030 30	541	373	0	123
0031 31	1218	929	0	138
0032 32	1114	733	0	282
0033 33	1053	865	0	257
0034 34	1171	825	1	341
0035 35	1396	717	2	245
0036 36	1297	1053	0	227
0037 37	461	376	0	88
0038 38	870	639	0	135
0039 39	1100	1144	0	174
0040 40	329	397	0	59
0041 41	977	887	1	138
0042 42	1144	1081	0	207
0043 43	756	614	0	131
0044 44	1075	779	0	207
0045 45	765	477	0	95
0046 46	785	449	0	194
0047 47	1251	728	0	275
0048 48	470	625	0	96
0049 49	332	208	0	45
0050 50	358	532	0	64

I, Nancy Blankenship, Deschutes County Clerk, do hereby  
certify that the votes recorded on this report correctly  
summarize the tally of votes cast at the November 6, 2012  
General Election

Dated this 26th day of November, 2012.

  
Nancy Blankenship  
Deschutes County Clerk

RUN DATE:11/26/12 09:24 AM

General Election

November 6, 2012

REPORT-EL52

PAGE 0036

WITH 50 OF 50 PRECINCTS REPORTING

VOTES PERCENT

VOTES PERCENT

## State Measure 78

Vote for 1

01 = Yes

02 = No

53,162 64.32

20,677 25.02

03 = OVER VOTES

04 = UNDER VOTES


20 .02

8,798 10.64

	01	02	03	04
0001 01	1650	350	1	273
0002 02	1331	437	0	206
0003 03	1694	330	1	312
0004 04	1660	513	0	316
0005 05	2155	708	0	334
0006 06	1190	489	0	193
0007 07	1053	218	1	128
0008 08	44	8	0	5
0009 09	804	310	0	159
0010 10	404	248	0	75
0011 11	474	171	0	78
0012 12	1240	565	0	213
0013 13	593	220	0	106
0014 14	930	340	0	141
0015 15	699	177	0	85
0016 16	805	127	1	72
0017 17	1508	931	1	332
0018 18	1289	727	0	217
0019 19	475	297	0	102
0020 20	1788	705	0	308
0021 21	711	285	0	126
0022 22	214	43	0	19
0023 23	319	223	0	58
0024 24	276	228	1	64
0025 25	1356	523	0	260
0026 26	977	388	0	153
0027 27	1198	272	0	187
0028 28	1508	827	0	300
0029 29	1475	713	0	217
0030 30	656	256	0	125
0031 31	1596	511	0	178
0032 32	1265	590	3	271
0033 33	1455	494	0	226
0034 34	1369	636	1	332
0035 35	1849	271	0	240
0036 36	1617	710	0	250
0037 37	611	221	0	93
0038 38	1046	435	1	162
0039 39	1317	861	1	239
0040 40	398	315	0	72
0041 41	1241	578	1	183
0042 42	1339	826	1	266
0043 43	1032	313	1	155
0044 44	1322	548	2	189
0045 45	962	251	1	123
0046 46	926	340	0	162
0047 47	1727	290	1	236
0048 48	660	417	1	113
0049 49	452	83	0	50
0050 50	502	358	0	94

I, Nancy Blankenship, Deschutes County Clerk, do hereby certify that the votes recorded on this report correctly summarize the tally of votes cast at the November 6, 2012 General Election

Dated this 26th day of November, 2012.

  
Nancy Blankenship  
Deschutes County Clerk

WITH 50 OF 50 PRECINCTS REPORTING

State Measure 79

Vote for 1

01 = Yes

02 = No

VOTES PERCENT

VOTES PERCENT

49,096 59.40

26,736 32.35

03 = OVER VOTES

04 = UNDER VOTES

49 .06

6,776 8.20

	01	02	03	04
0001 01	978	1025	1	270
0002 02	1194	621	2	157
0003 03	1086	968	1	282
0004 04	1200	977	2	310
0005 05	1897	1019	2	279
0006 06	973	720	3	176
0007 07	637	623	1	139
0008 08	44	8	0	5
0009 09	669	456	2	146
0010 10	507	182	0	38
0011 11	427	235	0	61
0012 12	1318	565	2	133
0013 13	582	272	0	65
0014 14	948	380	1	82
0015 15	653	249	0	59
0016 16	592	355	1	57
0017 17	1693	857	4	218
0018 18	1584	518	1	130
0019 19	570	237	0	67
0020 20	1687	861	1	252
0021 21	728	309	0	85
0022 22	165	94	0	17
0023 23	370	179	0	51
0024 24	374	154	0	41
0025 25	1205	706	2	226
0026 26	885	518	0	115
0027 27	731	725	1	200
0028 28	1697	734	4	200
0029 29	1598	661	1	145
0030 30	627	317	1	92
0031 31	1551	609	1	124
0032 32	1072	814	0	243
0033 33	1287	708	3	177
0034 34	1270	793	0	275
0035 35	1389	798	0	173
0036 36	1691	717	1	168
0037 37	562	298	1	64
0038 38	995	530	2	117
0039 39	1565	691	1	161
0040 40	496	238	0	51
0041 41	1273	614	3	113
0042 42	1492	747	1	192
0043 43	968	430	0	103
0044 44	1204	683	2	172
0045 45	851	422	0	64
0046 46	764	522	0	142
0047 47	1197	852	1	204
0048 48	841	284	0	66
0049 49	358	200	0	27
0050 50	651	261	0	42

I, Nancy Blankenship, Deschutes County Clerk, do hereby  
certify that the votes recorded on this report correctly  
summarize the tally of votes cast at the November 6, 2012  
General Election

Dated this 26th day of November, 2012.

  
Nancy Blankenship  
Deschutes County Clerk

NUMBERED KEY CANVASS

RUN DATE:11/26/12 09:24 AM

Deschutes County, Oregon  
General Election  
November 6, 2012

Final Official Results

REPORT-EL52

PAGE 0038

WITH 50 OF 50 PRECINCTS REPORTING

VOTES PERCENT

VOTES PERCENT

State Measure 80

Vote for 1

01 = Yes

02 = No

35,970 43.52  
43,394 52.50

03 = OVER VOTES  
04 = UNDER VOTES

18 .02  
3,275 3.96

	01	02	03	04
0001 01	1371	786	1	116
0002 02	826	1062	3	83
0003 03	1267	943	0	127
0004 04	1529	863	0	97
0005 05	1453	1630	0	114
0006 06	967	828	0	77
0007 07	807	533	1	59
0008 08	26	30	0	1
0009 09	609	605	0	59
0010 10	312	392	0	23
0011 11	325	370	0	28
0012 12	791	1137	0	90
0013 13	376	505	0	38
0014 14	568	792	1	50
0015 15	377	555	0	29
0016 16	319	650	0	36
0017 17	1137	1493	2	140
0018 18	778	1384	1	70
0019 19	358	477	0	39
0020 20	1217	1476	0	108
0021 21	405	661	0	56
0022 22	71	195	0	10
0023 23	228	351	0	21
0024 24	222	324	0	23
0025 25	1013	1033	0	93
0026 26	647	814	0	57
0027 27	1027	554	1	75
0028 28	1029	1484	1	121
0029 29	797	1531	0	77
0030 30	459	542	0	36
0031 31	685	1534	1	65
0032 32	1196	837	0	96
0033 33	840	1247	0	88
0034 34	933	1246	0	159
0035 35	953	1318	0	89
0036 36	898	1597	1	81
0037 37	414	484	0	27
0038 38	780	808	0	56
0039 39	987	1356	2	73
0040 40	320	445	0	20
0041 41	813	1138	0	52
0042 42	1266	1102	0	64
0043 43	575	861	2	63
0044 44	853	1146	0	62
0045 45	497	791	0	49
0046 46	685	670	0	73
0047 47	944	1189	1	120
0048 48	401	744	0	46
0049 49	266	310	0	9
0050 50	353	571	0	30

I, Nancy Blankenship, Deschutes County Clerk, do hereby  
certify that the votes recorded on this report correctly  
summarize the tally of votes cast at the November 6, 2012  
General Election

Dated this 26th day of November, 2012.

  
Nancy Blankenship  
Deschutes County Clerk

NUMBERED KEY CANVASS

RUN DATE:11/26/12 09:24 AM

Deschutes County, Oregon  
General Election  
November 6, 2012

Final Official Results

REPORT-EL52 PAGE 0039

WITH 50 OF 50 PRECINCTS REPORTING

VOTES PERCENT

VOTES PERCENT

State Measure 81

Vote for 1

28,205 34.12  
46,372 56.10

03 = OVER VOTES  
04 = UNDER VOTES

49 .06  
8,031 9.72

	01	02	03	04
0001 01	843	1156	4	271
0002 02	611	1166	0	197
0003 03	920	1100	2	315
0004 04	976	1209	1	303
0005 05	1158	1726	2	311
0006 06	638	1028	3	203
0007 07	531	731	2	136
0008 08	20	28	0	9
0009 09	412	703	0	158
0010 10	275	400	2	50
0011 11	286	362	0	75
0012 12	676	1168	1	173
0013 13	355	491	0	73
0014 14	524	769	2	116
0015 15	383	490	1	87
0016 16	343	582	1	79
0017 17	787	1698	5	282
0018 18	736	1349	1	147
0019 19	272	514	0	88
0020 20	926	1577	0	298
0021 21	372	653	0	97
0022 22	100	155	0	21
0023 23	210	354	0	36
0024 24	204	323	0	42
0025 25	743	1134	0	262
0026 26	444	909	0	165
0027 27	656	803	4	194
0028 28	799	1582	1	253
0029 29	715	1493	1	196
0030 30	352	574	1	110
0031 31	723	1397	0	165
0032 32	740	1140	0	249
0033 33	689	1247	0	239
0034 34	716	1322	0	300
0035 35	817	1255	1	287
0036 36	743	1591	0	243
0037 37	362	495	0	68
0038 38	614	893	1	136
0039 39	812	1427	1	178
0040 40	295	449	0	41
0041 41	681	1179	1	142
0042 42	855	1376	3	198
0043 43	587	783	1	130
0044 44	627	1240	0	194
0045 45	474	772	0	91
0046 46	481	775	2	170
0047 47	783	1212	2	257
0048 48	387	712	0	92
0049 49	229	302	2	52
0050 50	323	578	1	52

I, Nancy Blankenship, Deschutes County Clerk, do hereby  
certify that the votes recorded on this report correctly  
summarize the tally of votes cast at the November 6, 2012  
General Election

Dated this 26th day of November, 2012.

  
Nancy Blankenship  
Deschutes County Clerk

RUN DATE:11/26/12 09:24 AM

REPORT-EL52 PAGE 0040

WITH 50 OF 50 PRECINCTS REPORTING

## State Measure 82

Vote for 1

01 = Yes

02 = No

VOTES PERCENT

VOTES PERCENT

25,690 31.08  
51,825 62.7003 = OVER VOTES  
04 = UNDER VOTES39 .05  
5,103 6.17

	01	02	03	04
0001 01	521	1583	1	169
0002 02	629	1206	1	138
0003 03	581	1561	3	192
0004 04	765	1534	0	190
0005 05	982	2016	2	197
0006 06	621	1104	2	145
0007 07	336	977	0	87
0008 08	21	33	0	3
0009 09	417	766	2	88
0010 10	259	429	0	39
0011 11	214	464	0	45
0012 12	588	1305	0	125
0013 13	252	617	0	50
0014 14	388	951	1	71
0015 15	251	661	0	49
0016 16	199	768	0	38
0017 17	997	1571	1	203
0018 18	749	1377	2	105
0019 19	290	517	2	65
0020 20	998	1627	1	175
0021 21	338	715	0	69
0022 22	63	206	0	7
0023 23	261	308	0	31
0024 24	209	323	0	37
0025 25	756	1233	0	150
0026 26	477	950	3	88
0027 27	387	1144	2	124
0028 28	1043	1426	1	165
0029 29	853	1436	1	115
0030 30	294	676	1	66
0031 31	655	1528	1	101
0032 32	663	1319	1	146
0033 33	633	1425	1	116
0034 34	731	1409	1	197
0035 35	584	1631	1	144
0036 36	902	1541	0	134
0037 37	250	631	0	44
0038 38	602	949	1	92
0039 39	859	1448	1	110
0040 40	299	450	0	36
0041 41	642	1264	0	97
0042 42	894	1392	1	145
0043 43	430	983	0	88
0044 44	617	1314	2	128
0045 45	336	922	1	78
0046 46	423	890	1	114
0047 47	550	1550	1	153
0048 48	404	717	0	70
0049 49	137	410	0	38
0050 50	340	568	0	46

I, Nancy Blankenship, Deschutes County Clerk, do hereby  
certify that the votes recorded on this report correctly  
summarize the tally of votes cast at the November 6, 2012  
General Election

Dated this 26th day of November, 2012.

  
Nancy Blankenship  
Deschutes County Clerk

WITH 50 OF 50 PRECINCTS REPORTING

VOTES PERCENT

VOTES PERCENT

## State Measure 83

Vote for 1

01 = Yes

02 = No

26,504 32.07  
50,606 61.2203 = OVER VOTES  
04 = UNDER VOTES25 .03  
5,522 6.68

	01	02	03	04
0001 01	531	1556	0	187
0002 02	644	1184	0	146
0003 03	586	1543	0	208
0004 04	784	1498	0	207
0005 05	1018	1976	0	203
0006 06	629	1078	2	163
0007 07	353	950	1	96
0008 08	21	33	0	3
0009 09	437	721	1	114
0010 10	271	423	0	33
0011 11	228	448	0	47
0012 12	595	1294	1	128
0013 13	259	603	0	57
0014 14	376	959	0	76
0015 15	258	653	0	50
0016 16	210	747	0	48
0017 17	1033	1559	1	179
0018 18	758	1358	1	116
0019 19	305	496	0	73
0020 20	1031	1578	1	191
0021 21	343	701	0	78
0022 22	66	197	0	13
0023 23	264	300	0	36
0024 24	212	315	0	42
0025 25	777	1190	0	172
0026 26	499	917	1	101
0027 27	416	1116	0	125
0028 28	1067	1395	1	172
0029 29	873	1410	1	121
0030 30	312	657	0	68
0031 31	696	1481	0	108
0032 32	678	1284	2	165
0033 33	668	1368	1	138
0034 34	757	1362	1	218
0035 35	595	1612	1	152
0036 36	921	1511	3	142
0037 37	246	622	0	57
0038 38	611	941	1	91
0039 39	870	1412	0	136
0040 40	318	430	2	35
0041 41	683	1220	0	100
0042 42	923	1353	1	155
0043 43	451	957	0	93
0044 44	659	1262	1	139
0045 45	356	904	0	77
0046 46	434	860	1	133
0047 47	591	1495	0	168
0048 48	418	706	0	67
0049 49	142	400	0	43
0050 50	331	571	0	52

I, Nancy Blankenship, Deschutes County Clerk, do hereby certify that the votes recorded on this report correctly summarize the tally of votes cast at the November 6, 2012 General Election

Dated this 26th day of November, 2012.

  
Nancy Blankenship  
Deschutes County Clerk



NUMBERED KEY CANVASS

RUN DATE:11/26/12 09:24 AM

Deschutes County, Oregon  
General Election  
November 6, 2012

Final Official Results

REPORT-EL52 PAGE 0042

WITH 50 OF 50 PRECINCTS REPORTING

VOTES PERCENT

VOTES PERCENT

State Measure 84

Vote for 1

01 = Yes

02 = No

42,589 51.52  
34,602 41.86

03 = OVER VOTES  
04 = UNDER VOTES

73 .09  
5,393 6.52

	01	02	03	04
0001 01	894	1177	3	200
0002 02	1007	811	3	153
0003 03	974	1169	2	192
0004 04	1035	1226	3	225
0005 05	1517	1451	2	227
0006 06	794	910	1	167
0007 07	566	728	0	106
0008 08	46	9	0	2
0009 09	546	613	1	113
0010 10	443	253	0	31
0011 11	384	291	0	48
0012 12	1202	710	2	104
0013 13	576	305	0	38
0014 14	863	479	2	67
0015 15	589	334	2	36
0016 16	621	348	0	36
0017 17	1389	1159	3	221
0018 18	1364	755	2	112
0019 19	532	279	0	63
0020 20	1396	1203	1	201
0021 21	706	348	0	68
0022 22	191	79	0	6
0023 23	304	264	2	30
0024 24	280	259	0	30
0025 25	1018	929	2	190
0026 26	733	688	0	97
0027 27	632	886	2	137
0028 28	1329	1116	4	186
0029 29	1286	974	3	142
0030 30	543	427	4	63
0031 31	1464	738	0	83
0032 32	797	1141	2	189
0033 33	1122	905	3	145
0034 34	1023	1082	3	230
0035 35	1450	783	0	127
0036 36	1343	1082	1	151
0037 37	567	325	2	31
0038 38	881	667	2	94
0039 39	1308	987	0	123
0040 40	411	345	0	29
0041 41	1114	802	3	84
0042 42	1197	1088	3	144
0043 43	931	500	0	70
0044 44	972	949	3	137
0045 45	761	520	0	56
0046 46	598	695	3	132
0047 47	1276	822	1	155
0048 48	743	386	0	62
0049 49	354	208	0	23
0050 50	517	397	3	37

I, Nancy Blankenship, Deschutes County Clerk, do hereby  
certify that the votes recorded on this report correctly  
summarize the tally of votes cast at the November 6, 2012  
General Election

Dated this 26th day of November, 2012.

  
Nancy Blankenship  
Deschutes County Clerk

NUMBERED KEY CANVASS

RUN DATE:11/26/12 09:24 AM

Deschutes County, Oregon  
General Election  
November 6, 2012

Final Official Results

REPORT-EL52

PAGE 0043

WITH 50 OF 50 PRECINCTS REPORTING

VOTES PERCENT

VOTES PERCENT

State Measure 85

Vote for 1

01 = Yes

02 = No

41,621 50.35  
34,406 41.63


03 = OVER VOTES  
04 = UNDER VOTES

17 .02  
6,613 8.00

	01	02	03	04
0001 01	1434	602	1	237
0002 02	974	808	0	192
0003 03	1482	615	2	238
0004 04	1489	722	1	277
0005 05	1709	1208	0	280
0006 06	1095	605	1	171
0007 07	858	427	0	115
0008 08	23	29	0	5
0009 09	705	428	0	140
0010 10	286	400	0	41
0011 11	383	279	0	61
0012 12	817	1063	0	138
0013 13	430	430	0	59
0014 14	649	667	1	94
0015 15	475	428	1	57
0016 16	473	484	0	48
0017 17	1361	1172	0	239
0018 18	907	1181	1	144
0019 19	339	461	1	73
0020 20	1506	1065	0	230
0021 21	422	607	0	93
0022 22	130	135	0	11
0023 23	287	282	0	31
0024 24	251	269	0	49
0025 25	1134	789	1	215
0026 26	764	620	0	134
0027 27	1076	421	0	160
0028 28	1311	1133	2	189
0029 29	1127	1140	1	137
0030 30	541	399	0	97
0031 31	946	1201	0	138
0032 32	1261	665	1	202
0033 33	1065	921	0	189
0034 34	1228	842	0	268
0035 35	1188	1006	0	166
0036 36	1174	1247	0	156
0037 37	401	469	0	55
0038 38	838	694	0	112
0039 39	1115	1130	1	172
0040 40	342	399	0	44
0041 41	938	965	0	100
0042 42	1218	1031	0	183
0043 43	683	717	0	101
0044 44	1050	854	0	157
0045 45	638	613	1	85
0046 46	801	491	0	136
0047 47	1142	900	0	212
0048 48	462	649	1	79
0049 49	287	260	0	38
0050 50	406	483	0	65

I, Nancy Blankenship, Deschutes County Clerk, do hereby  
certify that the votes recorded on this report correctly  
summarize the tally of votes cast at the November 6, 2012  
General Election

Dated this 26th day of November, 2012.

  
Nancy Blankenship  
Deschutes County Clerk

NUMBERED KEY CANVASS

RUN DATE:11/26/12 09:24 AM

Deschutes County, Oregon  
General Election  
November 6, 2012

Final Official Results

REPORT-EL52 PAGE 0044

WITH 25 OF 25 PRECINCTS REPORTING

VOTES PERCENT

VOTES PERCENT

9-86 Bend Metro Park & Recreation District

Vote for 1

01 = Yes

02 = No

20,054 48.94  
18,429 44.97


03 = OVER VOTES  
04 = UNDER VOTES

9 .02  
2,485 6.06

	01	02	03	04
0001 01	1411	725	0	138
0002 02	732	1131	0	111
0003 03	1526	685	0	126
0004 04	1486	859	0	144
0005 05	1529	1513	3	152
0006 06	868	868	0	136
0007 07	850	483	0	67
0008 08	30	24	0	3
0009 09	607	562	0	104
0011 11	365	321	0	37
0012 12	112	210	0	15
0020 20	1183	1446	2	170
0021 21	7	26	0	3
0025 25	1012	978	0	149
0026 26	644	779	1	94
0027 27	1085	487	0	85
0032 32	1003	975	0	151
0033 33	801	1257	0	117
0034 34	957	1146	1	234
0035 35	1131	1116	0	113
0037 37	32	50	0	4
0044 44	756	1184	1	120
0046 46	635	689	0	104
0047 47	1275	870	1	108
0049 49	17	45	0	0

I, Nancy Blankenship, Deschutes County Clerk, do hereby certify that the votes recorded on this report correctly summarize the tally of votes cast at the November 6, 2012 General Election

Dated this 26th day of November, 2012.

  
Nancy Blankenship  
Deschutes County Clerk

NUMBERED KEY CANVASS

RUN DATE:11/26/12 09:24 AM

Deschutes County, Oregon  
General Election  
November 6, 2012

Final Official Results

REPORT-EL52 PAGE 0045

WITH 1 OF 1 PRECINCTS REPORTING

9-87 City of Sisters Annexation

VOTES PERCENT

VOTES PERCENT

Vote for 1

01 = Yes

02 = No

826 79.65

148 14.27

03 = OVER VOTES

04 = UNDER VOTES

0

63 6.08

01 02 03 04

826 148 0 63

0030 30

I, Nancy Blankenship, Deschutes County Clerk, do hereby  
certify that the votes recorded on this report correctly  
summarize the tally of votes cast at the November 6, 2012  
General Election

Dated this 26th day of November, 2012.



Nancy Blankenship  
Deschutes County Clerk