

		TOTAL		PERCENT			TOTAL	PERCENT
01 = REGISTERED VOTERS - TOTAL		60,127			03 = BALLOTS CAST - BLANK		10	.03
02 = BALLOTS CAST - TOTAL		29,396			04 = VOTER TURNOUT - TOTAL		48.89	
		01	02	03	04			
0001	01	957	. 419	. . 0	43.78			
0002	02	283	. 144	. . 0	50.88			
0003	03	2183	1245	. . 1	57.03			
0004	04	3915	1870	. . 1	47.77			
0005	05	4088	2104	. . 0	51.47			
0006	06	4202	2094	. . 2	49.83			
0007	07	2783	1552	. . 1	55.77			
0008	08	3692	1468	. . 0	39.76			
0009	09	2818	1429	. . 1	50.71			
0010	10	99	. 51	. . 0	51.52			
0011	11	544	. 236	. . 0	43.38			
0012	12	3789	2366	. . 0	62.44			
0013	13	3002	1740	. . 2	57.96			
0014	14	550	. 210	. . 0	38.18			
0015	15	534	. 237	. . 0	44.38			
0016	16	2511	1137	. . 1	45.28			
0017	17	4293	2018	. . 0	47.01			
0018	18	2161	. 945	. . 0	43.73			
0019	19	3824	1871	. . 0	48.93			
0020	20	2891	1337	. . 0	46.25			
0021	21	2107	1009	. . 0	47.89			
0022	22	2978	1268	. . 0	42.58			
0023	23	1236	. 535	. . 0	43.28			
0024	24	1359	. 635	. . 0	46.73			
0025	25	847	. 432	. . 0	51.00			
0026	26	1616	. 718	. . 0	44.43			
0027	27	366	. 130	. . 0	35.52			
0028	28	499	. 196	. . 1	39.28			



STATE OF OREGON }  
COUNTY OF DOUGLAS }  
I, Patricia K. Mitt, County Clerk of Douglas County, Oregon, do hereby  
certify that the foregoing has been by me compared with the  
original thereof, that is a true and correct copy thereof and of  
the whole of such original as the same appears on record in my  
office and custody.

Witness my hand and seal this 4th day of  
June, 2012  
PATRICIA K. MITT, COUNTY CLERK  
By Patricia K. Mitt DEPUTY

	VOTES	PERCENT		VOTES	PERCENT
United States President FEDERAL					
Vote for 1					
01 = Barack Obama	7,020	88.61	03 = OVER VOTES	0	
02 = WRITE-IN	902	11.39	04 = UNDER VOTES	1,991	

	01	02	03	04
0001 01	132	14	0	38
0002 02	24	1	0	9
0003 03	408	38	0	107
0004 04	414	57	0	107
0005 05	480	69	0	133
0006 06	492	62	0	141
0007 07	372	31	0	98
0008 08	342	36	0	104
0009 09	408	29	0	71
0010 10	20	6	0	2
0011 11	45	2	0	22
0012 12	462	53	0	136
0013 13	339	48	0	120
0014 14	50	8	0	11
0015 15	66	1	0	12
0016 16	279	40	0	80
0017 17	476	72	0	130
0018 18	251	23	0	75
0019 19	449	69	0	131
0020 20	270	45	0	99
0021 21	222	53	0	89
0022 22	399	36	0	78
0023 23	127	26	0	34
0024 24	149	35	0	64
0025 25	87	13	0	33
0026 26	180	20	0	45
0027 27	33	6	0	8
0028 28	44	9	0	14



Representative in Congress, 4th District  
US CONGRESSIONAL DISTRICT 4  
Vote for 1  
01 = Peter A DeFazio  
02 = Matthew L Robinson  
03 = WRITE-IN

VOTES    PERCENT

VOTES    PERCENT

8,105    84.94  
1,388    14.55  
49        .51

04 = OVER VOTES  
05 = UNDER VOTES

3  
368

	01	02	03	04	05
0001 01	146	37	0	0	1
0002 02	32	2	0	0	0
0003 03	445	85	4	0	19
0004 04	474	81	1	0	22
0005 05	560	87	5	0	30
0006 06	585	89	3	0	18
0007 07	426	57	2	0	16
0008 08	389	75	3	1	14
0009 09	444	50	0	0	14
0010 10	22	4	2	0	0
0011 11	57	7	0	0	5
0012 12	542	76	4	0	29
0013 13	408	65	1	1	32
0014 14	58	10	0	0	1
0015 15	72	3	0	0	4
0016 16	320	60	2	0	17
0017 17	570	84	3	1	20
0018 18	291	43	1	0	14
0019 19	493	124	6	0	26
0020 20	327	70	4	0	13
0021 21	263	88	1	0	12
0022 22	442	55	0	0	16
0023 23	151	25	1	0	10
0024 24	198	33	3	0	14
0025 25	104	22	0	0	7
0026 26	197	43	2	0	3
0027 27	39	3	1	0	4
0028 28	50	10	0	0	7




		VOTES		PERCENT		VOTES		PERCENT	
Secretary of State STATEWIDE PARTISAN									
Vote for 1									
01 = Kate Brown		6,601		83.12					
02 = Paul Damian Wells		1,278		16.09		04 = OVER VOTES		0	
03 = WRITE-IN		63		.79		05 = UNDER VOTES		1,971	
		-----							
		01	02	03	04	05			
		-----							
0001	01	134	29	0	0	21			
0002	02	20	5	0	0	9			
0003	03	378	67	7	0	101			
0004	04	384	73	2	0	119			
0005	05	457	75	8	0	142			
0006	06	466	80	6	0	143			
0007	07	338	61	2	0	100			
0008	08	311	71	3	0	97			
0009	09	350	45	4	0	109			
0010	10	20	4	0	0	4			
0011	11	45	8	0	0	16			
0012	12	429	71	3	0	148			
0013	13	308	65	2	0	132			
0014	14	53	9	0	0	7			
0015	15	63	3	0	0	13			
0016	16	253	64	0	0	82			
0017	17	470	79	5	0	124			
0018	18	216	56	2	0	75			
0019	19	421	105	4	0	119			
0020	20	247	74	3	0	90			
0021	21	235	62	4	0	63			
0022	22	377	48	2	0	86			
0023	23	128	31	0	0	28			
0024	24	172	31	0	0	45			
0025	25	96	16	0	0	21			
0026	26	159	32	4	0	50			
0027	27	36	4	1	0	6			
0028	28	35	10	1	0	21			



	VOTES	PERCENT		VOTES	PERCENT
State Treasurer STATEWIDE PARTISAN					
Vote for 1					
01 = Ted Wheeler	6,588	99.19	03 = OVER VOTES	0	
02 = WRITE-IN	54	.81	04 = UNDER VOTES	3,271	

	01	02	03	04
0001 01	128	1	0	55
0002 02	23	0	0	11
0003 03	391	3	0	159
0004 04	366	1	0	211
0005 05	442	5	0	235
0006 06	468	7	0	220
0007 07	345	1	0	155
0008 08	332	2	0	148
0009 09	354	2	0	152
0010 10	20	0	0	8
0011 11	46	1	0	22
0012 12	404	0	0	247
0013 13	309	7	0	191
0014 14	44	0	0	25
0015 15	47	0	0	32
0016 16	252	2	0	145
0017 17	489	4	0	185
0018 18	218	2	0	129
0019 19	419	5	0	225
0020 20	257	4	0	153
0021 21	252	2	0	110
0022 22	350	1	0	162
0023 23	135	1	0	51
0024 24	168	1	0	79
0025 25	89	1	0	43
0026 26	171	0	0	74
0027 27	39	0	0	8
0028 28	30	1	0	36



		VOTES		PERCENT		VOTES		PERCENT	
Attorney General STATEWIDE PARTISAN									
Vote for 1									
01 = Dwight Holton		3,476		43.33					
02 = Ellen Rosenblum		4,518		56.32		04 = OVER VOTES		3	
03 = WRITE-IN		28		.35		05 = UNDER VOTES		1,888	
		-----							
		01	02	03	04	05			
		-----							
0001	01	65	97	0	0	22			
0002	02	15	13	0	0	6			
0003	03	193	246	3	0	111			
0004	04	162	300	1	1	114			
0005	05	191	342	5	0	144			
0006	06	269	295	3	0	128			
0007	07	204	191	0	0	106			
0008	08	173	223	1	0	85			
0009	09	165	237	2	0	104			
0010	10	8	17	0	0	3			
0011	11	25	26	0	0	18			
0012	12	198	304	0	0	149			
0013	13	171	204	1	0	131			
0014	14	18	41	0	0	10			
0015	15	26	44	0	0	9			
0016	16	142	187	3	0	67			
0017	17	269	309	1	0	99			
0018	18	129	149	0	1	70			
0019	19	232	297	3	0	117			
0020	20	176	156	2	0	80			
0021	21	122	173	2	0	67			
0022	22	159	273	1	0	80			
0023	23	82	75	0	1	29			
0024	24	114	97	0	0	37			
0025	25	44	60	0	0	29			
0026	26	85	116	0	0	44			
0027	27	16	24	0	0	7			
0028	28	23	22	0	0	22			



				VOTES	PERCENT			VOTES	PERCENT
State Senator, 1st District SENATE DISTRICT 01									
Vote for 1									
01 = Eldon Rollins				3,486	97.10	03 = OVER VOTES		0	
02 = WRITE-IN				104	2.90	04 = UNDER VOTES		2,674	
<div></div>									
<div></div>									
<div></div>									
<div></div>									
<div></div>									
<div></div>									
<div></div>									
<div></div>									
<div></div>									
<div></div>									
<div></div>									
<div></div>									
<div></div>									
<div></div>									
<div></div>									
<div></div>									
<div></div>									
<div></div>									
<div></div>									
<div></div>									
<div></div>									
<div></div>									
<div></div>									
<div></div>									
<div></div>									
<div></div>									
<div></div>									
<div></div>									
<div></div>									
<div></div>									
<div></div>									
<div></div>									
<div></div>									
<div></div>									
<div></div>									
<div></div>									
<div></div>									
<div></div>									
<div></div>									
<div></div>									
<div></div>									
<div></div>									
<div></div>									
<div></div>									
<div></div>									
<div></div>									
<div></div>									
<div></div>									
<div></div>									
<div></div>									
<div></div>									
<div></div>									
<div></div>									
<div></div>									
<div></div>									
<div></div>									
<div></div>									
<div></div>									
<div></div>									
<div></div>									
<div></div>									
<div></div>									
<div></div>									
<div></div>									
<div></div>									
<div></div>									
<div></div>									
<div></div>									
<div></div>									
<div></div>									
<div></div>									
<div></div>									
<div></div>									
<div></div>									
<div></div>									
<div></div>									
<div></div>									
<div></div>									
<div></div>									
<div></div>									
<div></div>									
<div></div>									
<div></div>									
<div></div>									
<div></div>									
<div></div>									
<div></div>									
<div></div>									
<div></div>									
<div></div>									
<div></div>									
<div></div>									
<div></div>									
<div></div>									
<div></div>									
<div></div>									
<div></div>									
<div></div>									
<div></div>									
<div></div>									
<div></div>									
<div></div>									
<div></div>									
<div></div>									
<div></div>									
<div></div>									
<div></div>									
<div></div>									
<div></div>									
<div></div>									
<div></div>									
<div></div>									
<div></div>									
<div></div>									
<div></div>									
<div></div>									
<div></div>									
<div></div>									
<div></div>									
<div></div>									
<div></div>									
<div></div>									
<div></div>									
<div></div>									
<div></div>									
<div></div>									
<div></div>									
<div></div>									
<div></div>									
<div></div>									
<div></div>									
<div></div>									
<div></div>									
<div></div>									
<div></div>									
<div></div>									
<div></div>									
<div></div>									
<div></div>									
<div></div>									
<div></div>									
<div></div>									
<div></div>									
<div></div>									
<div></div>									
<div></div>									
<div></div>									
<div></div>									
<div></div>									
<div></div>									
<div></div>									
<div></div>									
<div></div>									
<div></div>									
<div></div>									
<div></div>									
<div></div>									
<div></div>									
<div></div>									
<div></div>									
<div></div>									
<div></div>									
<div></div>									
<div></div>									
<div></div>									
<div></div>									
<div></div>									
<div></div>									
<div></div>									
<div></div>									
<div></div>									
<div></div>									
<div></div>									
<div></div>									
<div></div>									
<div></div>									
<div></div>									
<div></div>									
<div></div>									
<div></div>									
<div></div>									
<div></div>									
<div></div>									
<div></div>									
<div></div>									
<div></div>									
<div></div>									
<div></div>									
<div></div>									
<div></div>									
<div></div>									
<div></div>									
<div></div>									
<div></div>									
<div></div>									
<div></div>									
<div></div>									
<div></div>									
<div></div>									
<div></div>									
<div></div>									
<div></div>									
<div></div>									
<div></div>									
<div></div>									
<div></div>									
<div></div>									
<div></div>									
<div></div>									
<div></div>									
<div></div>									
<div></div>									
<div></div>									
<div></div>									
<div></div>									
<div></div>									
<div></div>									
<div></div>									
<div></div>									
<div></div>									
<div></div>									
<div></div>									
<div></div>									
<div></div>									
<div></div>									
<div></div>									
<div></div>									
<div></div>									
<div></div>									
<div></div>									
<div></div>									
<div></div>									
<div></div>									
<div></div>									
<div></div>									
<div></div>									
<div></div>									
<div></div>									
<div></div>									
<div></div>									
<div></div>									
<div></div>									
<div></div>									
<div></div>									
<div></div>									
<div></div>									
<div></div>									
<div></div>									
<div></div>									
<div></div>									
<div></div>									
<div></div>									
<div></div>									
<div></div>									
<div></div>									
<div></div>									
<div></div>									
<div></div>									
<div></div>									
<div></div>									
<div></div>									
<div></div>									
<div></div>									
<div></div>									
<div></div>									
<div></div>									
<div></div>									
<div></div>									
<div></div>									
<div></div>									
<div></div>									
<div></div>									
<div></div>									
<div></div>									
<div></div>									
<div></div>									
<div></div>									
<div></div>									
<div></div>									
<div></div>									
<div></div>									

					VOTES	PERCENT						VOTES	PERCENT
State Senator, 5th District SENATE DISTRICT 05													
Vote for 1													
01 = Arnie Roblan					557	97.55	03 = OVER VOTES					0	
02 = WRITE-IN					14	2.45	04 = UNDER VOTES					166	
-----													
		01	02	03	04								
-----													
0001	01	141	3	0	40								
0003	03	416	11	0	126								





				VOTES	PERCENT			VOTES	PERCENT
State Representative, 1st District HOUSE DISTRICT 01									
Vote for 1									
01 = Jim Klahr				815	98.19	03 = OVER VOTES		0	
02 = WRITE-IN				15	1.81	04 = UNDER VOTES		727	
-----									
01				02	03	04			
-----									
0012 12				329	4	0	318		
0013 13				256	6	0	245		
0016 16				230	5	0	164		

					VOTES	PERCENT						VOTES	PERCENT
State Representative, 2nd District HOUSE DISTRICT 02													
Vote for 1													
01 = NO CANDIDATE FILED					0		03 = OVER VOTES					0	
02 = WRITE-IN					188	100.00	04 = UNDER VOTES					4,519	
					-----								
					01	02	03	04					
					-----								
0007	07				0	11	0	490					
0008	08				0	28	0	454					
0009	09				0	20	0	488					
0018	18				0	9	0	340					
0019	19				0	33	0	616					
0020	20				0	14	0	400					
0021	21				0	12	0	352					
0022	22				0	18	0	495					
0023	23				0	9	0	178					
0024	24				0	13	0	235					
0025	25				0	7	0	126					
0026	26				0	7	0	238					
0027	27				0	5	0	42					
0028	28				0	2	0	65					



					VOTES	PERCENT			VOTES	PERCENT
State Representative, 7th District HOUSE DISTRICT 07										
Vote for 1										
01 = Fergus Mclean				1,665	96.80	03 = OVER VOTES		0		
02 = WRITE-IN				55	3.20	04 = UNDER VOTES		1,192		
-----										
		01	02	03	04					
-----										
0002	02	20	1	0	13					
0004	04	312	11	0	255					
0005	05	363	13	0	306					
0006	06	410	13	0	272					
0010	10	16	2	0	10					
0011	11	39	1	0	29					
0014	14	43	0	0	26					
0015	15	40	0	0	39					
0017	17	422	14	0	242					



State Representative, 9th District HOUSE DISTRICT 09

01 = Caddy McKeown  
02 = WRITE-IN

VOTES	PERCENT
10	100


472	97.93
10	2.07

03 = OVER VOTES  
04 = UNDER VOTES

VOTES	PERCENT
-------	---------

0  
255

01	02	03	04
107	2	0	75
365	8	0	180



		VOTES		PERCENT				VOTES		PERCENT	
United States President FEDERAL											
Vote for 1											
01 = Rick Santorum		1,272		8.79							
02 = Ron Paul		1,744		12.06		05 = WRITE-IN		185		1.28	
03 = Newt Gingrich		860		5.95		06 = OVER VOTES		1			
04 = Mitt Romney		10,403		71.92		07 = UNDER VOTES		822			
		01	02	03	04	05	06	07			
0001	01	11	30	13	128	2	0	5			
0002	02	7	11	2	58	0	0	4			
0003	03	45	62	41	305	12	0	34			
0004	04	85	156	51	672	11	0	44			
0005	05	75	175	47	744	14	1	60			
0006	06	94	98	61	809	10	0	69			
0007	07	66	86	54	578	9	0	57			
0008	08	61	96	37	536	6	0	31			
0009	09	69	78	34	494	22	0	49			
0010	10	2	2	1	6	2	0	3			
0011	11	8	21	14	74	2	0	6			
0012	12	124	137	54	1038	8	0	81			
0013	13	88	90	49	688	10	0	66			
0014	14	11	11	13	69	0	0	1			
0015	15	21	13	7	71	0	0	4			
0016	16	50	69	42	366	6	0	25			
0017	17	87	83	64	732	14	0	67			
0018	18	53	33	32	308	9	0	20			
0019	19	63	109	59	645	6	0	36			
0020	20	58	85	33	522	8	0	42			
0021	21	40	64	33	327	8	0	20			
0022	22	49	103	28	334	7	0	36			
0023	23	24	24	24	178	2	0	14			
0024	24	29	32	18	200	3	0	14			
0025	25	14	24	17	173	6	0	10			
0026	26	19	34	24	243	7	0	15			
0027	27	7	12	2	38	0	0	3			
0028	28	12	6	6	67	1	0	6			




Representative in Congress, 4th District  
US CONGRESSIONAL DISTRICT 4  
Vote for 1  
01 = Art Robinson  
02 = WRITE-IN

VOTES    PERCENT  
11,145    97.33  
306      2.67

03 = OVER VOTES  
04 = UNDER VOTES

VOTES    PERCENT  
0  
3,836

	01	02	03	04
0001 01	146	5	0	38
0002 02	61	2	0	19
0003 03	350	9	0	140
0004 04	783	14	0	222
0005 05	835	23	0	258
0006 06	789	31	0	321
0007 07	574	15	0	261
0008 08	573	11	0	183
0009 09	482	20	0	244
0010 10	9	0	0	7
0011 11	89	2	0	34
0012 12	1018	34	0	390
0013 13	723	14	0	254
0014 14	82	4	0	19
0015 15	86	1	0	29
0016 16	444	9	0	105
0017 17	782	17	0	248
0018 18	343	11	0	101
0019 19	715	14	0	189
0020 20	541	18	0	189
0021 21	361	8	0	123
0022 22	364	19	0	174
0023 23	183	7	0	76
0024 24	242	2	0	52
0025 25	185	3	0	56
0026 26	263	11	0	68
0027 27	55	1	0	6
0028 28	67	1	0	30



	VOTES	PERCENT		VOTES	PERCENT
Secretary of State STATEWIDE PARTISAN					
Vote for 1					
01 = Knute Buehler	9,859	98.89	03 = OVER VOTES	5	
02 = WRITE-IN	111	1.11	04 = UNDER VOTES	5,312	

	01	02	03	04
0001 01	133	4	0	52
0002 02	52	2	0	28
0003 03	309	3	0	187
0004 04	643	7	0	369
0005 05	714	4	0	398
0006 06	756	7	0	378
0007 07	568	4	0	278
0008 08	506	3	0	258
0009 09	483	4	0	259
0010 10	6	0	0	10
0011 11	68	2	0	55
0012 12	971	9	0	462
0013 13	582	17	2	390
0014 14	69	1	0	35
0015 15	67	0	0	49
0016 16	347	3	0	208
0017 17	692	8	0	347
0018 18	329	4	0	122
0019 19	599	6	0	313
0020 20	460	3	0	285
0021 21	306	2	0	184
0022 22	339	5	2	211
0023 23	158	4	0	104
0024 24	199	1	0	96
0025 25	164	4	1	75
0026 26	233	4	0	105
0027 27	45	0	0	17
0028 28	61	0	0	37



		VOTES		PERCENT			VOTES	PERCENT
State Treasurer STATEWIDE PARTISAN								
Vote for 1								
01 = NO CANDIDATE FILED		0			03 = OVER VOTES		0	
02 = WRITE-IN		990		100.00	04 = UNDER VOTES		14,297	
		01	02	03	04			
0001	01	0	12	0	177			
0002	02	0	6	0	76			
0003	03	0	38	0	461			
0004	04	0	57	0	962			
0005	05	0	84	0	1032			
0006	06	0	79	0	1062			
0007	07	0	47	0	803			
0008	08	0	35	0	732			
0009	09	0	60	0	686			
0010	10	0	1	0	15			
0011	11	0	4	0	121			
0012	12	0	99	0	1343			
0013	13	0	81	0	910			
0014	14	0	2	0	103			
0015	15	0	7	0	109			
0016	16	0	33	0	525			
0017	17	0	66	0	981			
0018	18	0	27	0	428			
0019	19	0	73	0	845			
0020	20	0	42	0	706			
0021	21	0	27	0	465			
0022	22	0	26	0	531			
0023	23	0	16	0	250			
0024	24	0	15	0	281			
0025	25	0	26	0	218			
0026	26	0	24	0	318			
0027	27	0	2	0	60			
0028	28	0	1	0	97			





		VOTES		PERCENT			VOTES	PERCENT
Attorney General STATEWIDE PARTISAN								
Vote for 1								
01 = NO CANDIDATE FILED		0			03 = OVER VOTES		0	
02 = WRITE-IN		989		100.00	04 = UNDER VOTES		14,298	
		-----						
		01	02	03	04			
		-----						
0001	01	0	15	0	174			
0002	02	0	5	0	77			
0003	03	0	41	0	458			
0004	04	0	58	0	961			
0005	05	0	86	0	1030			
0006	06	0	77	0	1064			
0007	07	0	42	0	808			
0008	08	0	40	0	727			
0009	09	0	57	0	689			
0010	10	0	1	0	15			
0011	11	0	5	0	120			
0012	12	0	100	0	1342			
0013	13	0	83	0	908			
0014	14	0	1	0	104			
0015	15	0	8	0	108			
0016	16	0	33	0	525			
0017	17	0	70	0	977			
0018	18	0	26	0	429			
0019	19	0	68	0	850			
0020	20	0	45	0	703			
0021	21	0	23	0	469			
0022	22	0	23	0	534			
0023	23	0	15	0	251			
0024	24	0	13	0	283			
0025	25	0	24	0	220			
0026	26	0	24	0	318			
0027	27	0	3	0	59			
0028	28	0	3	0	95			



					VOTES	PERCENT			VOTES	PERCENT
State Senator, 1st District SENATE DISTRICT 01										
Vote for 1										
01 = Jeff Kruse					7,928	99.35	03 = OVER VOTES		0	
02 = WRITE-IN					52	.65	04 = UNDER VOTES		1,852	
					-----					
					01	02	03	04		
					-----					
0007	07	706	2	0	142					
0008	08	617	4	0	146					
0009	09	611	2	0	133					
0012	12	1172	9	0	261					
0013	13	777	9	0	205					
0016	16	463	3	0	92					
0018	18	393	3	0	59					
0019	19	750	1	0	167					
0020	20	596	7	0	145					
0021	21	374	1	0	117					
0022	22	432	5	0	120					
0023	23	201	3	0	62					
0024	24	241	0	0	55					
0025	25	186	0	0	58					
0026	26	285	3	0	54					
0027	27	48	0	0	14					
0028	28	76	0	0	22					



				VOTES	PERCENT					VOTES	PERCENT
State Senator, 5th District SENATE DISTRICT 05											
Vote for 1											
01 = Scott Roberts				501	99.01	03 = OVER VOTES				0	
02 = WRITE-IN				5	.99	04 = UNDER VOTES				182	
<div>-----</div>											
				01	02	03	04				
<div>-----</div>											
0001 01				147	1	0	41				
0003 03				354	4	0	141				



VOTES					PERCENT	VOTES		PERCENT
State Representative, 1st District HOUSE DISTRICT 01								
Vote for 1								
01 = Wayne Krieger		1,994		99.11	03 = OVER VOTES		0	
02 = WRITE-IN		18		.89	04 = UNDER VOTES		979	
-----								
		01	02	03	04			
-----								
0012 12		958	6	0	478			
0013 13		622	8	0	361			
0016 16		414	4	0	140			



					VOTES	PERCENT			VOTES	PERCENT
State Representative, 2nd District HOUSE DISTRICT 02										
Vote for 1										
01 = Tim Freeman				5,380	99.41	03 = OVER VOTES		0		
02 = WRITE-IN				32	.59	04 = UNDER VOTES		1,429		
				-----						
				01	02	03	04			
				-----						
0007	07	666		3	0	181				
0008	08	605		4	0	158				
0009	09	591		3	0	152				
0018	18	372		8	0	75				
0019	19	746		0	0	172				
0020	20	563		6	0	179				
0021	21	368		2	0	122				
0022	22	431		3	0	123				
0023	23	193		2	0	71				
0024	24	233		0	0	63				
0025	25	194		0	0	50				
0026	26	286		1	0	55				
0027	27	52		0	0	10				
0028	28	80		0	0	18				



	VOTES	PERCENT
State Representative, 7th District	HOUSE	DISTRICT 07

Vote for 1

01 = Bruce Hanna

02 = WRITE-IN

3,899 99.72

11	.28
----	-----

03 = OVER VOTES

04 = UNDER VOTES

VOTES		PERCENT	
1	1	1	1
2	2	2	2
3	3	3	3
4	4	4	4
5	5	5	5
6	6	6	6
7	7	7	7
8	8	8	8
9	9	9	9
10	10	10	10
11	11	11	11
12	12	12	12
13	13	13	13
14	14	14	14
15	15	15	15
16	16	16	16
17	17	17	17
18	18	18	18
19	19	19	19
20	20	20	20
21	21	21	21
22	22	22	22
23	23	23	23
24	24	24	24
25	25	25	25
26	26	26	26
27	27	27	27
28	28	28	28
29	29	29	29
30	30	30	30
31	31	31	31
32	32	32	32
33	33	33	33
34	34	34	34
35	35	35	35
36	36	36	36
37	37	37	37
38	38	38	38
39	39	39	39
40	40	40	40
41	41	41	41
42	42	42	42
43	43	43	43
44	44	44	44
45	45	45	45
46	46	46	46
47	47	47	47
48	48	48	48
49	49	49	49
50	50	50	50
51	51	51	51
52	52	52	52
53	53	53	53
54	54	54	54
55	55	55	55
56	56	56	56
57	57	57	57
58	58	58	58
59	59	59	59
60	60	60	60
61	61	61	61
62	62	62	62
63	63	63	63
64	64	64	64
65	65	65	65
66	66	66	66
67	67	67	67
68	68	68	68
69	69	69	69
70	70	70	70
71	71	71	71
72	72	72	72
73	73	73	73
74	74	74	74
75	75	75	75
76	76	76	76
77	77	77	77
78	78	78	78
79	79	79	79
80	80	80	80
81	81	81	81
82	82	82	82
83	83	83	83
84	84	84	84
85	85	85	85
86	86	86	86
87	87	87	87
88	88	88	88
89	89	89	89
90	90	90	90
91	91	91	91
92	92	92	92
93	93	93	93
94	94	94	94
95	95	95	95
96	96	96	96
97	97	97	97
98	98	98	98
99	99	99	99
100	100	100	100


1

856

	01	02	03	04
0002 02	70	1	0	11
0004 04	812	2	1	204
0005 05	911	5	0	200
0006 06	942	2	0	197
0010 10	10	0	0	6
0011 11	94	0	0	31
0014 14	84	0	0	21
0015 15	97	0	0	19
0017 17	879	1	0	167



				VOTES	PERCENT					VOTES	PERCENT
State Representative, 9th District HOUSE DISTRICT 09											
Vote for 1											
01 = Nancy Brouhard				439	98.65	03 = OVER VOTES				0	
02 = WRITE-IN				6	1.35	04 = UNDER VOTES				243	
				01	02	03	04				
0001 01				133	0	0	56				
0003 03				306	6	0	187				



Judge of the Supreme Court, Position 3  
STATEWIDE NONPARTISAN

		VOTES	PERCENT		VOTES	PERCENT
Vote for 1						
01 = Timothy J Sercombe		4,740	25.94	04 = WRITE-IN	82	.45
02 = Nena Cook		7,038	38.51	05 = OVER VOTES	118	
03 = Richard C Baldwin		6,414	35.10	06 = UNDER VOTES	11,004	

	01	02	03	04	05	06
0001 01	78	126	101	0	0	114
0002 02	19	38	48	0	0	39
0003 03	199	335	289	3	1	418
0004 04	318	399	414	7	7	725
0005 05	333	483	447	3	9	829
0006 06	295	516	444	9	9	821
0007 07	272	345	312	6	13	604
0008 08	247	366	306	6	7	536
0009 09	235	350	267	1	10	566
0010 10	12	15	5	0	0	19
0011 11	25	61	52	0	0	98
0012 12	359	540	417	4	10	1036
0013 13	266	362	325	8	9	770
0014 14	22	63	75	0	0	50
0015 15	40	58	46	1	0	92
0016 16	198	283	267	2	0	387
0017 17	332	460	509	6	16	695
0018 18	190	227	213	5	1	309
0019 19	315	415	441	8	4	688
0020 20	199	284	306	4	7	537
0021 21	177	267	214	3	2	346
0022 22	196	337	260	2	8	465
0023 23	90	143	114	3	1	184
0024 24	99	169	174	0	0	193
0025 25	76	110	100	0	1	145
0026 26	106	192	188	0	3	229
0027 27	23	45	29	1	0	32
0028 28	19	49	51	0	0	77





	VOTES	PERCENT
1. <i>For</i>	1,000	100
2. <i>Against</i>	0	0
3. <i>Abstained</i>	0	0
4. <i>Blank</i>	0	0
5. <i>Invalid</i>	0	0
6. <i>Other</i>	0	0
7. <i>Not Voting</i>	0	0
8. <i>Unmarked</i>	0	0
9. <i>Other</i>	0	0
10. <i>Not Voting</i>	0	0
11. <i>Unmarked</i>	0	0
12. <i>Other</i>	0	0
13. <i>Not Voting</i>	0	0
14. <i>Unmarked</i>	0	0
15. <i>Other</i>	0	0
16. <i>Not Voting</i>	0	0
17. <i>Unmarked</i>	0	0
18. <i>Other</i>	0	0
19. <i>Not Voting</i>	0	0
20. <i>Unmarked</i>	0	0
21. <i>Other</i>	0	0
22. <i>Not Voting</i>	0	0
23. <i>Unmarked</i>	0	0
24. <i>Other</i>	0	0
25. <i>Not Voting</i>	0	0
26. <i>Unmarked</i>	0	0
27. <i>Other</i>	0	0
28. <i>Not Voting</i>	0	0
29. <i>Unmarked</i>	0	0
30. <i>Other</i>	0	0
31. <i>Not Voting</i>	0	0
32. <i>Unmarked</i>	0	0
33. <i>Other</i>	0	0
34. <i>Not Voting</i>	0	0
35. <i>Unmarked</i>	0	0
36. <i>Other</i>	0	0
37. <i>Not Voting</i>	0	0
38. <i>Unmarked</i>	0	0
39. <i>Other</i>	0	0
40. <i>Not Voting</i>	0	0
41. <i>Unmarked</i>	0	0
42. <i>Other</i>	0	0
43. <i>Not Voting</i>	0	0
44. <i>Unmarked</i>	0	0
45. <i>Other</i>	0	0
46. <i>Not Voting</i>	0	0
47. <i>Unmarked</i>	0	0
48. <i>Other</i>	0	0
49. <i>Not Voting</i>	0	0
50. <i>Unmarked</i>	0	0
51. <i>Other</i>	0	0
52. <i>Not Voting</i>	0	0
53. <i>Unmarked</i>	0	0
54. <i>Other</i>	0	0
55. <i>Not Voting</i>	0	0
56. <i>Unmarked</i>	0	0
57. <i>Other</i>	0	0
58. <i>Not Voting</i>	0	0
59. <i>Unmarked</i>	0	0
60. <i>Other</i>	0	0
61. <i>Not Voting</i>	0	0
62. <i>Unmarked</i>	0	0
63. <i>Other</i>	0	0
64. <i>Not Voting</i>	0	0
65. <i>Unmarked</i>	0	0
66. <i>Other</i>	0	0
67. <i>Not Voting</i>	0	0
68. <i>Unmarked</i>	0	0
69. <i>Other</i>	0	0
70. <i>Not Voting</i>	0	0
71. <i>Unmarked</i>	0	0
72. <i>Other</i>	0	0
73. <i>Not Voting</i>	0	0
74. <i>Unmarked</i>	0	0
75. <i>Other</i>	0	0
76. <i>Not Voting</i>	0	0
77. <i>Unmarked</i>	0	0
78. <i>Other</i>	0	0
79. <i>Not Voting</i>	0	0
80. <i>Unmarked</i>	0	0
81. <i>Other</i>	0	0
82. <i>Not Voting</i>	0	0
83. <i>Unmarked</i>	0	0
84. <i>Other</i>	0	0
85. <i>Not Voting</i>	0	0
86. <i>Unmarked</i>	0	0
87. <i>Other</i>	0	0
88. <i>Not Voting</i>	0	0
89. <i>Unmarked</i>	0	0
90. <i>Other</i>	0	0
91. <i>Not Voting</i>	0	0
92. <i>Unmarked</i>	0	0
93. <i>Other</i>	0	0
94. <i>Not Voting</i>	0	0
95. <i>Unmarked</i>	0	0
96. <i>Other</i>	0	0
97. <i>Not Voting</i>	0	0
98. <i>Unmarked</i>	0	0
99. <i>Other</i>	0	0
100. <i>Not Voting</i>	0	0
101. <i>Unmarked</i>	0	0
102. <i>Other</i>	0	0
103. <i>Not Voting</i>	0	0
104. <i>Unmarked</i>	0	0
105. <i>Other</i>	0	0
106. <i>Not Voting</i>	0	0
107. <i>Unmarked</i>	0	0
108. <i>Other</i>	0	0
109. <i>Not Voting</i>	0	0
110. <i>Unmarked</i>	0	0
111. <i>Other&lt;/</i>		

[illegible]

Judge of the Supreme Court, Position 2  
STATEWIDE NONPARTISAN

Vote for 1

01 = Dave Brewer

02 = WRITE-IN

15,877	99.16
134	.84

03 = OVER VOTES  
04 = UNDER VOTES

0  
13,385

	01	02	03	04
0001 01	242	1	0	176
0002 02	88	1	0	55
0003 03	723	5	0	517
0004 04	972	14	0	884
0005 05	1063	9	0	1032
0006 06	1111	9	0	974
0007 07	869	3	0	680
0008 08	816	9	0	643
0009 09	768	1	0	660
0010 10	26	0	0	25
0011 11	130	1	0	105
0012 12	1161	8	0	1197
0013 13	841	11	0	888
0014 14	130	0	0	80
0015 15	115	0	0	122
0016 16	610	3	0	524
0017 17	1194	7	0	817
0018 18	552	7	0	386
0019 19	1022	12	0	837
0020 20	678	6	0	653
0021 21	552	3	0	454
0022 22	667	12	0	589
0023 23	307	3	0	225
0024 24	361	1	0	273
0025 25	258	1	0	173
0026 26	430	2	0	286
0027 27	86	3	0	41
0028 28	105	2	0	89




Judge of the Supreme Court, Position 6  
STATEWIDE NONPARTISAN  
Vote for 1  
01 = Virginia L Linder  
02 = WRITE-IN

VOTES    PERCENT  
14,892    98.79  
182       1.21

03 = OVER VOTES  
04 = UNDER VOTES

VOTES    PERCENT  
1  
14,321

	01	02	03	04
0001 01	232	3	0	184
0002 02	86	0	0	58
0003 03	676	7	0	562
0004 04	876	13	0	981
0005 05	967	15	0	1122
0006 06	1067	11	0	1016
0007 07	805	6	0	741
0008 08	760	15	0	693
0009 09	733	4	1	691
0010 10	26	0	0	25
0011 11	131	1	0	104
0012 12	1069	10	0	1287
0013 13	778	12	0	950
0014 14	131	0	0	79
0015 15	110	2	0	125
0016 16	571	6	0	560
0017 17	1135	10	0	873
0018 18	522	10	0	413
0019 19	949	14	0	908
0020 20	621	10	0	706
0021 21	526	9	0	474
0022 22	639	9	0	620
0023 23	288	4	0	243
0024 24	346	3	0	286
0025 25	250	1	0	181
0026 26	415	1	0	302
0027 27	80	4	0	46
0028 28	103	2	0	91



Judge of the Court of Appeals, Position  
STATEWIDE NONPARTISAN

Vote for 1

- 01 = Tim Volpert
- 02 = Allan J Arlow
- 03 = James C Egan

VOTES    PERCENT

VOTES    PERCENT

04 = WRITE-IN	83	.48
05 = OVER VOTES	40	
06 = UNDER VOTES	11,996	

	01	02	03	04	05	06
0001 01	53	71	167	1	0	127
0002 02	10	29	59	0	0	46
0003 03	178	185	434	4	2	442
0004 04	206	281	571	7	2	803
0005 05	274	267	664	5	3	891
0006 06	236	299	650	10	1	898
0007 07	194	196	472	5	3	682
0008 08	210	213	462	2	2	579
0009 09	210	181	427	3	0	608
0010 10	5	12	13	0	0	21
0011 11	24	26	86	1	0	99
0012 12	276	288	669	2	1	1130
0013 13	188	224	518	4	3	803
0014 14	26	42	84	0	0	58
0015 15	25	34	75	0	0	103
0016 16	138	173	389	2	2	433
0017 17	236	333	648	6	7	788
0018 18	132	154	292	7	3	357
0019 19	236	280	603	7	0	745
0020 20	140	222	406	4	4	561
0021 21	156	156	324	3	0	370
0022 22	204	201	338	3	5	517
0023 23	81	99	157	3	1	194
0024 24	105	99	217	1	0	213
0025 25	47	66	157	2	1	159
0026 26	117	106	241	0	0	254
0027 27	20	30	44	1	0	35
0028 28	27	37	52	0	0	80



Judge of the Court of Appeals, Position  
STATEWIDE NONPARTISAN

Vote for 1  
01 = Rick Haselton  
02 = WRITE-IN

VOTES    PERCENT

VOTES    PERCENT

14,885    99.12    03 = OVER VOTES  
132       .88       04 = UNDER VOTES

0  
14,379

	01	02	03	04
0001 01	221	1	0	197
0002 02	87	0	0	57
0003 03	678	8	0	559
0004 04	893	11	0	966
0005 05	997	12	0	1095
0006 06	1055	10	0	1029
0007 07	795	3	0	754
0008 08	761	7	0	700
0009 09	718	3	0	708
0010 10	26	0	0	25
0011 11	132	1	0	103
0012 12	1068	7	0	1291
0013 13	784	7	0	949
0014 14	133	0	0	77
0015 15	113	1	0	123
0016 16	556	7	0	574
0017 17	1139	8	0	871
0018 18	531	3	0	411
0019 19	959	9	0	903
0020 20	628	13	0	696
0021 21	514	4	0	491
0022 22	631	8	0	629
0023 23	290	3	0	242
0024 24	335	2	0	298
0025 25	248	1	0	183
0026 26	409	1	0	308
0027 27	81	1	0	48
0028 28	103	1	0	92



Judge of the Court of Appeals, Position  
STATEWIDE NONPARTISAN

Vote for 1  
01 = Lynn R Nakamoto  
02 = WRITE-IN

VOTES    PERCENT

VOTES    PERCENT

14,992    99.01    03 = OVER VOTES  
150       .99       04 = UNDER VOTES

0  
14,254

	01	02	03	04
0001 01	228	0	0	191
0002 02	84	0	0	60
0003 03	675	7	0	563
0004 04	900	15	0	955
0005 05	1003	11	0	1090
0006 06	1065	12	0	1017
0007 07	799	5	0	748
0008 08	771	4	0	693
0009 09	731	4	0	694
0010 10	25	0	0	26
0011 11	128	2	0	106
0012 12	1085	8	0	1273
0013 13	784	15	0	941
0014 14	133	1	0	76
0015 15	112	1	0	124
0016 16	559	8	0	570
0017 17	1134	7	0	877
0018 18	522	7	0	416
0019 19	982	10	0	879
0020 20	632	10	0	695
0021 21	519	5	0	485
0022 22	641	8	0	619
0023 23	296	3	0	236
0024 24	336	1	0	298
0025 25	255	0	0	177
0026 26	406	1	0	311
0027 27	84	4	0	42
0028 28	103	1	0	92



Judge of the Court of Appeals, Position  
STATEWIDE NONPARTISAN

Vote for 1  
01 = Erika Hadlock  
02 = WRITE-IN

VOTES    PERCENT

VOTES    PERCENT

14,938    99.10    03 = OVER VOTES  
135        .90        04 = UNDER VOTES

0  
14,323

	01	02	03	04
0001 01	228	1	0	190
0002 02	84	0	0	60
0003 03	674	8	0	563
0004 04	903	14	0	953
0005 05	993	9	0	1102
0006 06	1062	10	0	1022
0007 07	805	2	0	745
0008 08	759	5	0	704
0009 09	713	6	0	710
0010 10	25	0	0	26
0011 11	130	1	0	105
0012 12	1076	6	0	1284
0013 13	779	11	0	950
0014 14	128	1	0	81
0015 15	109	1	0	127
0016 16	567	4	0	566
0017 17	1142	6	0	870
0018 18	517	7	0	421
0019 19	972	10	0	889
0020 20	627	8	0	702
0021 21	520	5	0	484
0022 22	647	7	0	614
0023 23	293	4	0	238
0024 24	344	0	0	291
0025 25	252	0	0	180
0026 26	404	2	0	312
0027 27	83	5	0	42
0028 28	102	2	0	92



Judge of the Court of Appeals, Position  
STATEWIDE NONPARTISAN

Vote for 1  
01 = Rex Armstrong  
02 = WRITE-IN


VOTES    PERCENT

VOTES    PERCENT

14,992    99.10    03 = OVER VOTES  
136       .90       04 = UNDER VOTES

0  
14,268

	01	02	03	04
0001 01	221	1	0	197
0002 02	83	0	0	61
0003 03	660	6	0	579
0004 04	890	11	0	969
0005 05	1030	11	0	1063
0006 06	1080	13	0	1001
0007 07	792	4	0	756
0008 08	781	4	0	683
0009 09	717	3	0	709
0010 10	24	0	0	27
0011 11	129	1	0	106
0012 12	1121	9	0	1236
0013 13	779	10	0	951
0014 14	132	0	0	78
0015 15	108	1	0	128
0016 16	558	7	0	572
0017 17	1162	10	0	846
0018 18	523	6	0	416
0019 19	961	9	0	901
0020 20	627	8	0	702
0021 21	518	4	0	487
0022 22	635	8	0	625
0023 23	284	2	0	249
0024 24	340	2	0	293
0025 25	249	1	0	182
0026 26	406	2	0	310
0027 27	80	1	0	49
0028 28	102	2	0	92



Judge of the Circuit Court, 16th Distric  
CIRCUIT COURT DISTRICT 16

Vote for 1

01 = George Ambrosini  
02 = WRITE-IN

VOTES    PERCENT

VOTES    PERCENT

18,062    98.88    03 = OVER VOTES  
204       1.12    04 = UNDER VOTES

0  
11,130

	01	02	03	04
0001 01	236	2	0	181
0002 02	92	1	0	51
0003 03	698	8	0	539
0004 04	1075	13	0	782
0005 05	1220	15	0	869
0006 06	1363	15	0	716
0007 07	1023	10	0	519
0008 08	954	8	0	506
0009 09	932	6	0	491
0010 10	25	2	0	24
0011 11	138	3	0	95
0012 12	1446	7	0	913
0013 13	1028	19	0	693
0014 14	145	1	0	64
0015 15	132	2	0	103
0016 16	648	13	0	476
0017 17	1333	9	0	676
0018 18	627	9	0	309
0019 19	1141	11	0	719
0020 20	775	10	0	552
0021 21	574	7	0	428
0022 22	804	13	0	451
0023 23	341	2	0	192
0024 24	371	6	0	258
0025 25	271	1	0	160
0026 26	466	3	0	249
0027 27	88	4	0	38
0028 28	116	4	0	76





		VOTES	PERCENT			VOTES	PERCENT
District Attorney, Douglas County							
Vote for 1							
01 = Charles Lee		5,826	25.81				
02 = Rick Wesenberg		16,690	73.93	04 = OVER VOTES		0	
03 = WRITE-IN		60	.27	05 = UNDER VOTES		6,820	

		01	02	03	04	05
0001	01	87	210	0	0	122
0002	02	24	92	0	0	28
0003	03	223	628	3	0	391
0004	04	347	968	3	0	552
0005	05	395	1232	4	0	473
0006	06	382	1268	8	0	436
0007	07	306	966	4	0	276
0008	08	280	864	1	0	323
0009	09	321	818	3	0	287
0010	10	6	30	0	0	15
0011	11	60	93	0	0	83
0012	12	452	1383	4	0	527
0013	13	336	936	0	0	468
0014	14	52	122	0	0	36
0015	15	48	135	0	0	54
0016	16	244	613	2	0	278
0017	17	325	1284	4	0	405
0018	18	203	554	4	0	184
0019	19	338	1046	7	0	480
0020	20	290	750	2	0	295
0021	21	227	517	0	0	265
0022	22	325	694	6	0	243
0023	23	123	287	1	0	124
0024	24	135	351	0	0	149
0025	25	70	267	1	0	94
0026	26	169	401	2	0	146
0027	27	27	70	0	0	33
0028	28	31	111	1	0	53



County Clerk DOUGLAS  
Vote for 1  
01 = Jaynee Germond  
02 = Jock Jouvenat  
03 = Patricia (Patty) Hitt

VOTES    PERCENT

VOTES    PERCENT

6,433    28.22    04 = WRITE-IN  
1,652    7.25      05 = OVER VOTES  
14,655   64.29    06 = UNDER VOTES

55      .24  
13  
6,588

	01	02	03	04	05	06
0001 01	84	30	211	0	0	94
0002 02	37	13	72	0	0	22
0003 03	226	72	559	3	0	385
0004 04	481	91	781	4	2	511
0005 05	544	130	955	6	2	467
0006 06	430	133	1088	6	1	436
0007 07	298	58	896	4	0	296
0008 08	310	85	748	2	1	322
0009 09	263	60	804	4	0	298
0010 10	5	2	25	0	0	19
0011 11	34	13	107	0	0	82
0012 12	510	92	1192	5	5	562
0013 13	422	85	826	1	0	406
0014 14	42	20	118	0	0	30
0015 15	60	20	109	0	0	48
0016 16	280	82	532	2	0	241
0017 17	516	128	948	7	2	417
0018 18	217	51	485	1	0	191
0019 19	354	114	975	4	0	424
0020 20	305	91	646	2	0	293
0021 21	222	57	489	2	0	239
0022 22	245	73	684	2	0	264
0023 23	124	34	271	0	0	106
0024 24	139	30	332	0	0	134
0025 25	89	25	234	0	0	84
0026 26	142	46	394	0	0	136
0027 27	21	5	71	0	0	33
0028 28	33	12	103	0	0	48



		VOTES	PERCENT		
County Commissioner, Pos. No. 1 DOUGLAS				VOTES	PERCENT
Vote for 1					
01 = Susan Morgan		14,235	54.24		
02 = Romey Ware		11,935	45.47	04 = OVER VOTES	7
03 = WRITE-IN		76	.29	05 = UNDER VOTES	3,143

	01	02	03	04	05
0001 01	213	140	1	0	65
0002 02	73	57	0	0	14
0003 03	672	310	2	0	261
0004 04	751	830	5	1	283
0005 05	920	981	7	0	196
0006 06	1008	902	6	0	178
0007 07	787	647	4	0	114
0008 08	680	634	4	0	150
0009 09	784	524	2	1	118
0010 10	26	17	1	0	7
0011 11	107	72	0	0	57
0012 12	1114	1032	8	0	212
0013 13	789	760	2	1	188
0014 14	88	111	0	0	11
0015 15	138	74	0	0	25
0016 16	460	559	1	0	117
0017 17	942	825	4	1	246
0018 18	434	423	3	1	84
0019 19	997	669	5	1	199
0020 20	583	619	4	0	131
0021 21	553	342	0	0	114
0022 22	650	489	10	0	119
0023 23	286	198	3	0	48
0024 24	323	240	2	0	70
0025 25	255	135	0	0	42
0026 26	409	260	2	1	46
0027 27	90	21	0	0	19
0028 28	103	64	0	0	29



County Commissioner, Pos. No. 3 DOUGLAS

Vote for 1  
01 = Mark Garcia  
02 = Jimmie Whitbeck  
03 = Doug Robertson

VOTES    PERCENT

VOTES    PERCENT

4,075    16.40    04 = WRITE-IN  
2,900    11.67    05 = OVER VOTES  
17,762    71.47    06 = UNDER VOTES

115    .46  
15  
4,529

	01	02	03	04	05	06
0001 01	46	47	232	2	0	92
0002 02	14	22	93	0	0	15
0003 03	131	100	690	3	0	321
0004 04	269	195	1023	11	1	371
0005 05	316	233	1231	12	1	311
0006 06	261	190	1362	9	1	271
0007 07	182	100	1073	4	3	190
0008 08	223	176	840	4	2	223
0009 09	164	91	978	6	0	190
0010 10	7	2	28	0	0	14
0011 11	33	30	111	0	0	62
0012 12	283	188	1554	8	1	332
0013 13	242	178	1045	3	0	272
0014 14	55	46	87	2	0	20
0015 15	26	11	162	1	0	37
0016 16	165	139	660	5	1	167
0017 17	289	202	1188	10	0	329
0018 18	125	104	586	5	0	125
0019 19	347	181	1061	10	0	272
0020 20	184	164	809	3	2	175
0021 21	152	101	561	4	0	191
0022 22	170	129	782	7	3	177
0023 23	68	55	345	2	0	65
0024 24	98	78	358	0	0	101
0025 25	49	36	277	3	0	67
0026 26	124	65	449	1	0	79
0027 27	24	16	65	0	0	25
0028 28	28	21	112	0	0	35



		VOTES		PERCENT				VOTES	PERCENT
Canyonville Justice of the Peace									
Vote for 1									
01 = Carol McGinnis Roberts		2,018		56.86					
02 = Dale R Rogers		1,529		43.08		04 = OVER VOTES		2	
03 = WRITE-IN		2		.06		05 = UNDER VOTES		323	
		-----							
		01	02	03	04	05			
		-----							
0005	05	45	33	0	0	9			
0016	16	29	22	0	0	3			
0019	19	960	718	2	2	189			
0021	21	260	227	0	0	29			
0025	25	267	138	0	0	27			
0026	26	372	296	0	0	50			
0028	28	85	95	0	0	16			



				VOTES	PERCENT					VOTES	PERCENT
Glendale Justice of the Peace											
Vote for 1											
01 = Candace A Hissong				516	98.66	03 = OVER VOTES				0	
02 = WRITE-IN				7	1.34	04 = UNDER VOTES				157	
				-----							
				01	02	03	04				
				-----							
0016 16				49	0	0	8				
0021 21				354	5	0	134				
0027 27				113	2	0	15				



		VOTES		PERCENT			VOTES	PERCENT
Reedsport Justice of the Peace								
Vote for 1								
01 = Stephen H Miller		1,143		96.37	03 = OVER VOTES		1	
02 = WRITE-IN		43		3.63	04 = UNDER VOTES		477	
		-----						
		01	02	03	04			
		-----	-----	-----	-----			
0001	01	292	18	0	109			
0003	03	851	25	1	368			
0004	04	0	0	0	0			

---



					VOTES	PERCENT			VOTES	PERCENT
Director, Position 1 LOOKINGGLASS RURAL FIRE										
Vote for 1										
01 = Dennis Sifford					200	37.11				
02 = Bob Russell					334	61.97	04 = OVER VOTES		0	
03 = WRITE-IN					5	.93	05 = UNDER VOTES		239	
					-----					
		01	02	03	04	05				
					-----					
0012	12	21	38	0	0	47				
0013	13	179	296	5	0	192				





				VOTES	PERCENT					VOTES	PERCENT
Director, Position 2 LOOKINGGLASS RURAL FIRE											
Vote for 1											
01 = Stuart Kramer				357	90.61	03 = OVER VOTES				0	
02 = WRITE-IN				37	9.39	04 = UNDER VOTES				384	
				-----							
		01	02	03	04						
		-----									
0012	12	48	2	0	56						
0013	13	309	35	0	328						



					VOTES	PERCENT			VOTES	PERCENT
Director, Position 3 LOOKINGGLASS RURAL FIRE										
Vote for 1										
01 = Jeanie Smith					277	53.68				
02 = Rise Briggs					236	45.74	04 = OVER VOTES		0	
03 = WRITE-IN					3	.58	05 = UNDER VOTES		262	
					01	02	03	04	05	
0012 12					40	19	0	0	47	
0013 13					237	217	3	0	215	



					VOTES	PERCENT			VOTES	PERCENT
Director, Position 4 LOOKINGGLASS RURAL FIRE										
Vote for 1										
01 = Ford Swauger					208	36.68				
02 = Dave Meador					356	62.79	04 = OVER VOTES		0	
03 = WRITE-IN					3	.53	05 = UNDER VOTES		211	
					01	02	03	04	05	
0012 12					22	40	1	0	43	
0013 13					186	316	2	0	168	



						VOTES	PERCENT							VOTES	PERCENT
Director, Position 5 LOOKINGGLASS RURAL FIRE															
Vote for 1															
01 = Robert E Kyle		217		44.47											
02 = Dennis M Young		268		54.92		04 = OVER VOTES						1			
03 = WRITE-IN		3		.61		05 = UNDER VOTES						289			
-----															
01		02		03		04		05							
-----															
0012 12		27		25		0		0		54					
0013 13		190		243		3		1		235					



UCC Measure UMPQUA COMMUNITY COLLEGE

Vote for 1  
01 = Yes  
02 = No

VOTES    PERCENT  
  
7,467    28.63    03 = OVER VOTES  
18,617   71.37    04 = UNDER VOTES

VOTES    PERCENT  
  
1  
1,641

		01	02	03	04
0002	02	34	101	0	9
0004	04	464	1267	0	135
0005	05	482	1489	1	132
0006	06	583	1436	0	75
0007	07	514	934	0	104
0008	08	381	1019	0	68
0009	09	466	876	0	87
0010	10	10	32	0	9
0011	11	84	137	0	15
0012	12	679	1630	0	57
0013	13	378	1294	0	68
0014	14	46	150	0	14
0015	15	76	147	0	14
0016	16	258	794	0	83
0017	17	492	1393	0	133
0018	18	263	609	0	73
0019	19	565	1158	0	148
0020	20	267	1020	0	50
0021	21	239	674	0	96
0022	22	455	735	0	78
0023	23	115	392	0	28
0024	24	153	436	0	46
0025	25	127	268	0	37
0026	26	234	434	0	50
0027	27	39	81	0	10
0028	28	63	111	0	22



10-114 Lookingglass Fire Dissolution  
LOOKINGGLASS RURAL FIRE

Vote for 1  
01 = Yes  
02 = No

VOTES		PERCENT	VOTES		PERCENT
173	22.67	03 = OVER VOTES	0		
590	77.33	04 = UNDER VOTES	15		

01	02	03	04
22	84	0	0
151	506	0	15

0012 12  
0013 13



		VOTES		PERCENT			VOTES	PERCENT
North Douglas School NORTH DOUGLAS SCHOOL #22								
Vote for 1								
01 = Yes		376		66.90	03 = OVER VOTES		0	
02 = No		186		33.10	04 = UNDER VOTES		16	
		-----						
		01	02	03	04			
		-----						
0004	04	212	117	0	13			
0011	11	164	69	0	3			

---



10-120 Lookingglass Fire Formation  
LOOKINGGLASS RURAL FIRE

		VOTES		PERCENT			VOTES		PERCENT
Vote for 1									
01 = Yes		174		22.69	03 = OVER VOTES		0		
02 = No		593		77.31	04 = UNDER VOTES		11		
		-----							
		01	02	03	04				
		-----							
0012	12	21	85	0	0				
0013	13	153	508	0	11				

---





10-121 PROPOSED DOUGLAS COUNTY FIRE #2 ANNEX  
Vote for 1

01 = Yes  
02 = No

VOTES	PERCENT	
134	36.51	03 = OVER VOTES
233	63.49	04 = UNDER VOTES

VOTES	PERCENT
0	
9	

	01	02	03	04
0005 05	6	8	0	1
0006 06	54	66	0	5
0012 12	18	37	0	0
0013 13	20	31	0	0
0020 20	36	91	0	3



10-122 DOUGLAS COUNTY RURAL FIRE #2

Vote for 1  
01 = Yes  
02 = No

VOTES    PERCENT

VOTES    PERCENT

5,279    74.87    03 = OVER VOTES  
1,772    25.13    04 = UNDER VOTES

0  
398

01	02	03	04
0	0	0	0
41	7	0	2
1313	523	0	113
1018	363	0	81
1531	421	0	93
687	224	0	54
689	234	0	55
0	0	0	0

0004 04  
0005 05  
0006 06  
0008 08  
0012 12  
0013 13  
0020 20  
0027 27

