

MAY 15, 2012  
PRIMARY ELECTION  
TILLAMOOK COUNTY, OREGON

OFFICIAL

MAY 31 2012



	Total	Percent
PRC CNTD (OF 29) - TOTAL . . . . .	29	100.00
REGISTERED VOTERS - TOTAL . . . . .	14,335	
REGISTERED VOTERS - DEMOCRAT . . . . .	5,866	
REGISTERED VOTERS - REPUBLICAN . . . . .	4,863	
REGISTERED VOTERS - NONPARTISAN . . . . .	3,606	
BALLOTS COUNTED - TOTAL . . . . .	8,087	
BALLOTS COUNTED - DEMOCRAT . . . . .	3,642	
BALLOTS COUNTED - REPUBLICAN . . . . .	2,990	
BALLOTS COUNTED - NONPARTISAN . . . . .	1,455	
DEM - United States President and VP		
Vote For 1		
Barack Obama . . . . .	2,830	92.60
WRITE-IN . . . . .	226	7.40
Total . . . . .	3,056	100.00
Overvotes . . . . .	0	
Undervotes . . . . .	586	
DEM - Rep., 5th District		
Vote For 1		
Kurt Schrader . . . . .	2,737	98.84
WRITE-IN . . . . .	32	1.16
Total . . . . .	2,769	100.00
Overvotes . . . . .	0	
Undervotes . . . . .	873	
DEM - Secretary of State		
Vote For 1		
Kate Brown . . . . .	2,609	89.35
Paul Damian Wells . . . . .	304	10.41
WRITE-IN . . . . .	7	0.24
Total . . . . .	2,920	100.00
Overvotes . . . . .	0	
Undervotes . . . . .	722	
DEM - State Treasurer		
Vote For 1		
Ted Wheeler . . . . .	2,530	99.41
WRITE-IN . . . . .	15	0.59
Total . . . . .	2,545	100.00
Overvotes . . . . .	0	
Undervotes . . . . .	1,097	
DEM - Attorney General		
Vote For 1		
Dwight Holton . . . . .	1,132	38.02
Ellen Rosenblum . . . . .	1,841	61.84
WRITE-IN . . . . .	4	0.13
Total . . . . .	2,977	100.00
Overvotes . . . . .	0	
Undervotes . . . . .	665	

MAY 15, 2012  
PRIMARY ELECTION  
TILLAMOOK COUNTY, OREGON

	Total	Percent
DEM - State Senator, 5th District		
SENATE DISTRICT 5		
Vote For 1		
Arnie Roblan . . . . .	660	99.10
WRITE-IN . . . . .	6	0.90
Total . . . . .	666	100.00
Overvotes . . . . .	0	
Undervotes . . . . .	446	
DEM - State Representative, 10th District		
HOUSE DISTRICT 10		
Vote For 1		
David Gomborg . . . . .	634	98.75
WRITE-IN . . . . .	8	1.25
Total . . . . .	642	100.00
Overvotes . . . . .	0	
Undervotes . . . . .	470	
DEM - State Representative, 32nd District		
HOUSE DISTRICT 32		
Vote For 1		
Deborah Boone . . . . .	1,958	99.09
WRITE-IN . . . . .	18	0.91
Total . . . . .	1,976	100.00
Overvotes . . . . .	0	
Undervotes . . . . .	554	
REP - United States President and VP		
Vote For 1		
Rick Santorum . . . . .	243	8.74
Ron Paul . . . . .	504	18.14
Newt Gingrich . . . . .	168	6.05
Mitt Romney . . . . .	1,823	65.60
WRITE-IN . . . . .	41	1.48
Total . . . . .	2,779	100.00
Overvotes . . . . .	1	
Undervotes . . . . .	210	
REP - Rep., 5th District		
Vote For 1		
Fred Thompson . . . . .	1,531	70.04
Karen Bowerman . . . . .	646	29.55
WRITE-IN . . . . .	9	0.41
Total . . . . .	2,186	100.00
Overvotes . . . . .	0	
Undervotes . . . . .	804	
REP - Secretary of State		
Vote For 1		
Knute Buehler . . . . .	1,672	98.70
WRITE-IN . . . . .	22	1.30
Total . . . . .	1,694	100.00
Overvotes . . . . .	1	
Undervotes . . . . .	1,295	

MAY 15, 2012  
PRIMARY ELECTION  
TILLAMOOK COUNTY, OREGON

	Total	Percent
REP - State Treasurer		
Vote For 1		
NO CANDIDATE FILED		
WRITE-IN . . . . .	112	100.00
Total . . . . .	112	100.00
Overvotes . . . . .	0	
Undervotes . . . . .	2,878	
REP - Attorney General		
Vote For 1		
NO CANDIDATE FILED		
WRITE-IN . . . . .	133	100.00
Total . . . . .	133	100.00
Overvotes . . . . .	0	
Undervotes . . . . .	2,857	
REP - State Senator, 5th District		
SENATE DISTRICT 5		
Vote For 1		
Scott Roberts . . . . .	585	99.66
WRITE-IN . . . . .	2	0.34
Total . . . . .	587	100.00
Overvotes . . . . .	0	
Undervotes . . . . .	424	
REP - State Representative, 10th District		
HOUSE DISTRICT 10		
Vote For 1		
Jerome Grant . . . . .	537	99.26
WRITE-IN . . . . .	4	0.74
Total . . . . .	541	100.00
Overvotes . . . . .	0	
Undervotes . . . . .	470	
REP - State Representative, 32nd District		
HOUSE DISTRICT 32		
Vote For 1		
Jim Welsh . . . . .	1,076	98.35
WRITE-IN . . . . .	18	1.65
Total . . . . .	1,094	100.00
Overvotes . . . . .	0	
Undervotes . . . . .	885	
Judge of the Supreme Court, Position 3		
Vote For 1		
Timothy J Sercombe . . . . .	1,294	25.69
Nena Cook . . . . .	2,007	39.85
Richard C Baldwin . . . . .	1,710	33.95
WRITE-IN . . . . .	26	0.52
Total . . . . .	5,037	100.00
Overvotes . . . . .	7	
Undervotes . . . . .	3,043	

MAY 15, 2012  
PRIMARY ELECTION  
TILLAMOOK COUNTY, OREGON

	Total	Percent
Judge of the Supreme Court, Position 2		
Vote For 1		
Dave Brewer . . . . .	4,182	99.15
WRITE-IN . . . . .	36	0.85
Total . . . . .	4,218	100.00
Overvotes . . . . .	0	
Undervotes . . . . .	3,869	
Judge of the Supreme Court, Position 6		
Vote For 1		
Virginia L Linder . . . . .	4,006	98.96
WRITE-IN . . . . .	42	1.04
Total . . . . .	4,048	100.00
Overvotes . . . . .	0	
Undervotes . . . . .	4,039	
Judge of the Court of Appeals, Pos. 6		
Vote For 1		
Tim Volpert . . . . .	1,447	30.60
Allan J Arlow . . . . .	1,082	22.88
James C Egan . . . . .	2,179	46.08
WRITE-IN . . . . .	21	0.44
Total . . . . .	4,729	100.00
Overvotes . . . . .	1	
Undervotes . . . . .	3,357	
Judge of the Court of Appeals, Pos. 5		
Vote For 1		
Rick Haselton . . . . .	3,991	99.11
WRITE-IN . . . . .	36	0.89
Total . . . . .	4,027	100.00
Overvotes . . . . .	0	
Undervotes . . . . .	4,060	
Judge of the Court of Appeals, Pos. 8		
Vote For 1		
Lynn R Nakamoto . . . . .	4,104	99.15
WRITE-IN . . . . .	35	0.85
Total . . . . .	4,139	100.00
Overvotes . . . . .	0	
Undervotes . . . . .	3,948	
Judge of the Court of Appeals, Pos. 9		
Vote For 1		
Erika Hadlock . . . . .	4,077	99.32
WRITE-IN . . . . .	28	0.68
Total . . . . .	4,105	100.00
Overvotes . . . . .	0	
Undervotes . . . . .	3,982	

MAY 15, 2012  
PRIMARY ELECTION  
TILLAMOOK COUNTY, OREGON

	Total	Percent
Judge of the Court of Appeals, Pos. 10		
Vote For 1		
Rex Armstrong . . . . .	3,938	99.22
WRITE-IN . . . . .	31	0.78
Total . . . . .	3,969	100.00
Overvotes . . . . .	0	
Undervotes . . . . .	4,118	
County Commissioner, Pos. No. 1		
Vote For 1		
Valerie Folkema . . . . .	1,167	15.52
Steven P Forster . . . . .	1,102	14.66
John Coopersmith . . . . .	415	5.52
Lisa Phipps . . . . .	2,078	27.64
Bill Baertlein . . . . .	1,261	16.78
Jill R Williams . . . . .	958	12.74
Thomas M Donohue . . . . .	524	6.97
WRITE-IN . . . . .	12	0.16
Total . . . . .	7,517	100.00
Overvotes . . . . .	10	
Undervotes . . . . .	560	
County Commissioner, Position No. 2		
Vote For 1		
Mark Labhart . . . . .	4,778	69.65
David Downs . . . . .	2,063	30.07
WRITE-IN . . . . .	19	0.28
Total . . . . .	6,860	100.00
Overvotes . . . . .	3	
Undervotes . . . . .	1,224	
County Assessor		
Vote For 1		
Kari Fleisher . . . . .	2,152	33.60
Denise Vandecoevering . . . . .	4,236	66.14
WRITE-IN . . . . .	17	0.27
Total . . . . .	6,405	100.00
Overvotes . . . . .	3	
Undervotes . . . . .	1,679	
County Surveyor		
Vote For 1		
Danny R McNutt . . . . .	4,572	99.18
WRITE-IN . . . . .	38	0.82
Total . . . . .	4,610	100.00
Overvotes . . . . .	0	
Undervotes . . . . .	3,477	

MAY 15, 2012  
PRIMARY ELECTION  
TILLAMOOK COUNTY, OREGON

	Total	Percent
Justice of the Peace		
Vote For 1		
Joel Stevens . . . . .	4,375	98.47
WRITE-IN . . . . .	68	1.53
Total . . . . .	4,443	100.00
Overvotes . . . . .	0	
Undervotes . . . . .	3,644	
29-125		
Vote For 1		
Yes . . . . .	6,217	82.21
No . . . . .	1,345	17.79
Total . . . . .	7,562	100.00
Overvotes . . . . .	1	
Undervotes . . . . .	524	
29-126		
Vote For 1		
Yes . . . . .	4,073	53.04
No . . . . .	3,606	46.96
Total . . . . .	7,679	100.00
Overvotes . . . . .	1	
Undervotes . . . . .	407	
29-127		
CITY OF BAY CITY		
Vote For 1		
Yes . . . . .	322	83.85
No . . . . .	62	16.15
Total . . . . .	384	100.00
Overvotes . . . . .	0	
Undervotes . . . . .	20	

6

9:50:42 30-May-2012

MAY 15, 2012  
PRIMARY ELECTION  
TILLAMOOK COUNTY, OREGON

Precinct :		Ballots Counted
0001	1	493
0003	3	325
0005	5	190
0006	6	175
0007	7	73
0008	8	657
0010	10	223
0012	12	417
0013	13	166
0014	14	271
0015	15	288
0016	16	209
0017	17	269
0018	18	413
0020	20	164
0021	21	736
0024	24	498
0026	26	230
0027	27	238
0028	28	131
0030	30	514
0032	32	149
0033	33	192
0035	35	203
0036	36	179
0037	37	188
0038	38	186
0039	39	142
0040	40	168
		TOTAL 8087

MAY 15, 2012  
PRIMARY ELECTION  
TILLAMOOK COUNTY, OREGON

	Total	Percent
REGISTERED VOTERS - TOTAL . . . . .	838	
REGISTERED VOTERS - DEMOCRAT . . . . .	322	
REGISTERED VOTERS - REPUBLICAN . . . . .	277	
REGISTERED VOTERS - NONPARTISAN . . . . .	239	
BALLOTS COUNTED - TOTAL . . . . .	493	
BALLOTS COUNTED - DEMOCRAT . . . . .	213	
BALLOTS COUNTED - REPUBLICAN . . . . .	170	
BALLOTS COUNTED - NONPARTISAN . . . . .	110	

DEM - United States President and VP  
Vote For 1

Barack Obama . . . . .	165	93.22
WRITE-IN . . . . .	12	6.78
Total . . . . .	177	100.00
Overvotes . . . . .	0	
Undervotes . . . . .	36	

DEM - Rep., 5th District  
Vote For 1

Kurt Schrader . . . . .	148	98.01
WRITE-IN . . . . .	3	1.99
Total . . . . .	151	100.00
Overvotes . . . . .	0	
Undervotes . . . . .	62	

DEM - Secretary of State  
Vote For 1

Kate Brown . . . . .	146	87.95
Paul Damian Wells . . . . .	20	12.05
WRITE-IN . . . . .	0	0.00
Total . . . . .	166	100.00
Overvotes . . . . .	0	
Undervotes . . . . .	47	

DEM - State Treasurer  
Vote For 1

Ted Wheeler . . . . .	149	99.33
WRITE-IN . . . . .	1	0.67
Total . . . . .	150	100.00
Overvotes . . . . .	0	
Undervotes . . . . .	63	

DEM - Attorney General  
Vote For 1

Dwight Holton . . . . .	69	41.82
Ellen Rosenblum . . . . .	96	58.18
WRITE-IN . . . . .	0	0.00
Total . . . . .	165	100.00
Overvotes . . . . .	0	
Undervotes . . . . .	48	



MAY 15, 2012  
PRIMARY ELECTION  
TILLAMOOK COUNTY, OREGON

DEM - State Representative, 32nd District  
HOUSE DISTRICT 32

Total Percent

Vote For 1		
Deborah Boone . . . . .	162	99.39
WRITE-IN . . . . .	1	0.61
Total . . . . .	163	100.00
Overvotes . . . . .	0	
Undervotes . . . . .	50	

REP - United States President and VP

Vote For 1		
Rick Santorum . . . . .	7	4.70
Ron Paul . . . . .	30	20.13
Newt Gingrich . . . . .	5	3.36
Mitt Romney . . . . .	107	71.81
WRITE-IN . . . . .	0	0.00
Total . . . . .	149	100.00
Overvotes . . . . .	1	
Undervotes . . . . .	20	

REP - Rep., 5th District

Vote For 1		
Fred Thompson . . . . .	83	66.40
Karen Bowerman . . . . .	41	32.80
WRITE-IN . . . . .	1	0.80
Total . . . . .	125	100.00
Overvotes . . . . .	0	
Undervotes . . . . .	45	

REP - Secretary of State

Vote For 1		
Knute Buehler . . . . .	90	98.90
WRITE-IN . . . . .	1	1.10
Total . . . . .	91	100.00
Overvotes . . . . .	0	
Undervotes . . . . .	79	

REP - State Treasurer

Vote For 1		
NO CANDIDATE FILED		
WRITE-IN . . . . .	4	100.00
Total . . . . .	4	100.00
Overvotes . . . . .	0	
Undervotes . . . . .	166	

REP - Attorney General

Vote For 1		
NO CANDIDATE FILED		
WRITE-IN . . . . .	4	100.00
Total . . . . .	4	100.00
Overvotes . . . . .	0	
Undervotes . . . . .	166	

MAY 15, 2012  
PRIMARY ELECTION  
TILLAMOOK COUNTY, OREGON

REP - State Representative, 32nd District  
HOUSE DISTRICT 32

Total Percent

Vote For 1		
Jim Welsh . . . . .	83	98.81
WRITE-IN . . . . .	1	1.19
Total . . . . .	84	100.00
Overvotes . . . . .	0	
Undervotes . . . . .	86	

Judge of the Supreme Court, Position 3

Vote For 1		
Timothy J Sercombe . . . . .	66	21.22
Nena Cook . . . . .	137	44.05
Richard C Baldwin . . . . .	107	34.41
WRITE-IN . . . . .	1	0.32
Total . . . . .	311	100.00
Overvotes . . . . .	0	
Undervotes . . . . .	182	

Judge of the Supreme Court, Position 2

Vote For 1		
Dave Brewer . . . . .	263	99.25
WRITE-IN . . . . .	2	0.75
Total . . . . .	265	100.00
Overvotes . . . . .	0	
Undervotes . . . . .	228	

Judge of the Supreme Court, Position 6

Vote For 1		
Virginia L Linder . . . . .	252	99.60
WRITE-IN . . . . .	1	0.40
Total . . . . .	253	100.00
Overvotes . . . . .	0	
Undervotes . . . . .	240	

Judge of the Court of Appeals, Pos. 6

Vote For 1		
Tim Volpert . . . . .	73	26.07
Allan J Arlow . . . . .	70	25.00
James C Egan . . . . .	136	48.57
WRITE-IN . . . . .	1	0.36
Total . . . . .	280	100.00
Overvotes . . . . .	0	
Undervotes . . . . .	213	

Judge of the Court of Appeals, Pos. 5

Vote For 1		
Rick Haselton . . . . .	248	99.60
WRITE-IN . . . . .	1	0.40
Total . . . . .	249	100.00
Overvotes . . . . .	0	
Undervotes . . . . .	244	

MAY 15, 2012  
PRIMARY ELECTION  
TILLAMOOK COUNTY, OREGON

	Total	Percent
Judge of the Court of Appeals, Pos. 8		
Vote For 1		
Lynn R Nakamoto . . . . .	255	99.61
WRITE-IN . . . . .	1	0.39
Total . . . . .	256	100.00
Overvotes . . . . .	0	
Undervotes . . . . .	237	
Judge of the Court of Appeals, Pos. 9		
Vote For 1		
Erika Hadlock . . . . .	253	99.22
WRITE-IN . . . . .	2	0.78
Total . . . . .	255	100.00
Overvotes . . . . .	0	
Undervotes . . . . .	238	
Judge of the Court of Appeals, Pos. 10		
Vote For 1		
Rex Armstrong . . . . .	246	99.19
WRITE-IN . . . . .	2	0.81
Total . . . . .	248	100.00
Overvotes . . . . .	0	
Undervotes . . . . .	245	
County Commissioner, Pos. No. 1		
Vote For 1		
Valerie Folkema . . . . .	111	23.67
Steven P Forster . . . . .	64	13.65
John Coopersmith . . . . .	19	4.05
Lisa Phipps . . . . .	131	27.93
Bill Baertlein . . . . .	67	14.29
Jill R Williams . . . . .	62	13.22
Thomas M Donohue . . . . .	15	3.20
WRITE-IN . . . . .	0	0.00
Total . . . . .	469	100.00
Overvotes . . . . .	1	
Undervotes . . . . .	23	
County Commissioner, Position No. 2		
Vote For 1		
Mark Labhart . . . . .	334	76.61
David Downs . . . . .	100	22.94
WRITE-IN . . . . .	2	0.46
Total . . . . .	436	100.00
Overvotes . . . . .	0	
Undervotes . . . . .	57	

11

MAY 15, 2012  
PRIMARY ELECTION  
TILLAMOOK COUNTY, OREGON

	Total	Percent
County Assessor		
Vote For 1		
Kari Fleisher . . . . .	137	32.70
Denise Vandecoevering . . . . .	281	67.06
WRITE-IN . . . . .	1	0.24
Total . . . . .	419	100.00
Overvotes . . . . .	0	
Undervotes . . . . .	74	
County Surveyor		
Vote For 1		
Danny R McNutt . . . . .	290	99.32
WRITE-IN . . . . .	2	0.68
Total . . . . .	292	100.00
Overvotes . . . . .	0	
Undervotes . . . . .	201	
Justice of the Peace		
Vote For 1		
Joel Stevens . . . . .	280	99.29
WRITE-IN . . . . .	2	0.71
Total . . . . .	282	100.00
Overvotes . . . . .	0	
Undervotes . . . . .	211	
29-125		
Vote For 1		
Yes . . . . .	400	86.77
No . . . . .	61	13.23
Total . . . . .	461	100.00
Overvotes . . . . .	0	
Undervotes . . . . .	32	
29-126		
Vote For 1		
Yes . . . . .	259	55.46
No . . . . .	208	44.54
Total . . . . .	467	100.00
Overvotes . . . . .	0	
Undervotes . . . . .	26	
29-127		
CITY OF BAY CITY		
Vote For 1		
Yes . . . . .	322	83.85
No . . . . .	62	16.15
Total . . . . .	384	100.00
Overvotes . . . . .	0	
Undervotes . . . . .	20	

MAY 15, 2012  
PRIMARY ELECTION  
TILLAMOOK COUNTY, OREGON

	Total	Percent
REGISTERED VOTERS - TOTAL . . . . .	671	
REGISTERED VOTERS - DEMOCRAT . . . . .	232	
REGISTERED VOTERS - REPUBLICAN . . . . .	265	
REGISTERED VOTERS - NONPARTISAN . . . . .	174	
BALLOTS COUNTED - TOTAL . . . . .	325	
BALLOTS COUNTED - DEMOCRAT . . . . .	125	
BALLOTS COUNTED - REPUBLICAN . . . . .	136	
BALLOTS COUNTED - NONPARTISAN . . . . .	64	
DEM - United States President and VP		
Vote For 1		
Barack Obama . . . . .	83	86.46
WRITE-IN . . . . .	13	13.54
Total . . . . .	96	100.00
Overvotes . . . . .	0	
Undervotes . . . . .	29	
DEM - Rep., 5th District		
Vote For 1		
Kurt Schrader . . . . .	93	95.88
WRITE-IN . . . . .	4	4.12
Total . . . . .	97	100.00
Overvotes . . . . .	0	
Undervotes . . . . .	28	
DEM - Secretary of State		
Vote For 1		
Kate Brown . . . . .	92	86.79
Paul Damian Wells . . . . .	14	13.21
WRITE-IN . . . . .	0	0.00
Total . . . . .	106	100.00
Overvotes . . . . .	0	
Undervotes . . . . .	19	
DEM - State Treasurer		
Vote For 1		
Ted Wheeler . . . . .	88	98.88
WRITE-IN . . . . .	1	1.12
Total . . . . .	89	100.00
Overvotes . . . . .	0	
Undervotes . . . . .	36	
DEM - Attorney General		
Vote For 1		
Dwight Holton . . . . .	52	49.52
Ellen Rosenblum . . . . .	53	50.48
WRITE-IN . . . . .	0	0.00
Total . . . . .	105	100.00
Overvotes . . . . .	0	
Undervotes . . . . .	20	

MAY 15, 2012  
PRIMARY ELECTION  
TILLAMOOK COUNTY, OREGON

DEM - State Senator, 5th District  
SENATE DISTRICT 5

Total Percent

Vote For 1			
Arnie Roblan . . . . .	75	98.68	
WRITE-IN . . . . .	1	1.32	
Total . . . . .	76	100.00	
Overvotes . . . . .	0		
Undervotes . . . . .	49		

DEM - State Representative, 10th District  
HOUSE DISTRICT 10

Vote For 1			
David Gomberg . . . . .	74	96.10	
WRITE-IN . . . . .	3	3.90	
Total . . . . .	77	100.00	
Overvotes . . . . .	0		
Undervotes . . . . .	48		

REP - United States President and VP

Vote For 1			
Rick Santorum . . . . .	12	9.45	
Ron Paul . . . . .	20	15.75	
Newt Gingrich . . . . .	7	5.51	
Mitt Romney . . . . .	84	66.14	
WRITE-IN . . . . .	4	3.15	
Total . . . . .	127	100.00	
Overvotes . . . . .	0		
Undervotes . . . . .	9		

REP - Rep., 5th District

Vote For 1			
Fred Thompson . . . . .	66	68.04	
Karen Bowerman . . . . .	31	31.96	
WRITE-IN . . . . .	0	0.00	
Total . . . . .	97	100.00	
Overvotes . . . . .	0		
Undervotes . . . . .	39		

REP - Secretary of State

Vote For 1			
Knute Buehler . . . . .	78	97.50	
WRITE-IN . . . . .	2	2.50	
Total . . . . .	80	100.00	
Overvotes . . . . .	0		
Undervotes . . . . .	56		

REP - State Treasurer

Vote For 1			
NO CANDIDATE FILED			
WRITE-IN . . . . .	9	100.00	
Total . . . . .	9	100.00	
Overvotes . . . . .	0		
Undervotes . . . . .	127		

MAY 15, 2012  
PRIMARY ELECTION  
TILLAMOOK COUNTY, OREGON

	Total	Percent
REP - Attorney General		
Vote For 1		
NO CANDIDATE FILED		
WRITE-IN . . . . .	12	100.00
Total . . . . .	12	100.00
Overvotes . . . . .	0	
Undervotes . . . . .	124	
REP - State Senator, 5th District		
SENATE DISTRICT 5		
Vote For 1		
Scott Roberts . . . . .	82	100.00
WRITE-IN . . . . .	0	0.00
Total . . . . .	82	100.00
Overvotes . . . . .	0	
Undervotes . . . . .	54	
REP - State Representative, 10th District		
HOUSE DISTRICT 10		
Vote For 1		
Jerome Grant . . . . .	75	100.00
WRITE-IN . . . . .	0	0.00
Total . . . . .	75	100.00
Overvotes . . . . .	0	
Undervotes . . . . .	61	
Judge of the Supreme Court, Position 3		
Vote For 1		
Timothy J Sercombe . . . . .	41	18.89
Nena Cook . . . . .	90	41.47
Richard C Baldwin . . . . .	85	39.17
WRITE-IN . . . . .	1	0.46
Total . . . . .	217	100.00
Overvotes . . . . .	1	
Undervotes . . . . .	107	
Judge of the Supreme Court, Position 2		
Vote For 1		
Dave Brewer . . . . .	179	98.90
WRITE-IN . . . . .	2	1.10
Total . . . . .	181	100.00
Overvotes . . . . .	0	
Undervotes . . . . .	144	
Judge of the Supreme Court, Position 6		
Vote For 1		
Virginia L Linder . . . . .	165	98.80
WRITE-IN . . . . .	2	1.20
Total . . . . .	167	100.00
Overvotes . . . . .	0	
Undervotes . . . . .	158	

MAY 15, 2012  
PRIMARY ELECTION  
TILLAMOOK COUNTY, OREGON

	Total	Percent
Judge of the Court of Appeals, Pos. 6		
Vote For 1		
Tim Volpert . . . . .	54	26.73
Allan J Arlow . . . . .	44	21.78
James C Egan . . . . .	103	50.99
WRITE-IN . . . . .	1	0.50
Total . . . . .	202	100.00
Overvotes . . . . .	0	
Undervotes . . . . .	123	
Judge of the Court of Appeals, Pos. 5		
Vote For 1		
Rick Haselton . . . . .	172	98.29
WRITE-IN . . . . .	3	1.71
Total . . . . .	175	100.00
Overvotes . . . . .	0	
Undervotes . . . . .	150	
Judge of the Court of Appeals, Pos. 8		
Vote For 1		
Lynn R Nakamoto . . . . .	173	98.86
WRITE-IN . . . . .	2	1.14
Total . . . . .	175	100.00
Overvotes . . . . .	0	
Undervotes . . . . .	150	
Judge of the Court of Appeals, Pos. 9		
Vote For 1		
Erika Hadlock . . . . .	173	98.86
WRITE-IN . . . . .	2	1.14
Total . . . . .	175	100.00
Overvotes . . . . .	0	
Undervotes . . . . .	150	
Judge of the Court of Appeals, Pos. 10		
Vote For 1		
Rex Armstrong . . . . .	173	98.86
WRITE-IN . . . . .	2	1.14
Total . . . . .	175	100.00
Overvotes . . . . .	0	
Undervotes . . . . .	150	



MAY 15, 2012  
PRIMARY ELECTION  
TILLAMOOK COUNTY, OREGON

		Total	Percent
County Commissioner, Pos. No. 1			
Vote For 1			
Valerie Folkema . . . . .	37	12.67	
Steven P Forster . . . . .	42	14.38	
John Coopersmith . . . . .	15	5.14	
Lisa Phipps . . . . .	61	20.89	
Bill Baertlein . . . . .	57	19.52	
Jill R Williams . . . . .	43	14.73	
Thomas M Donohue . . . . .	37	12.67	
WRITE-IN . . . . .	0	0.00	
Total . . . . .	292	100.00	
Overvotes . . . . .	1		
Undervotes . . . . .	32		
County Commissioner, Position No. 2			
Vote For 1			
Mark Labhart . . . . .	180	64.98	
David Downs . . . . .	97	35.02	
WRITE-IN . . . . .	0	0.00	
Total . . . . .	277	100.00	
Overvotes . . . . .	0		
Undervotes . . . . .	48		
County Assessor			
Vote For 1			
Kari Fleisher . . . . .	97	36.06	
Denise Vandecoeverying . . . . .	172	63.94	
WRITE-IN . . . . .	0	0.00	
Total . . . . .	269	100.00	
Overvotes . . . . .	0		
Undervotes . . . . .	56		
County Surveyor			
Vote For 1			
Danny R McNutt . . . . .	187	99.47	
WRITE-IN . . . . .	1	0.53	
Total . . . . .	188	100.00	
Overvotes . . . . .	0		
Undervotes . . . . .	137		
Justice of the Peace			
Vote For 1			
Joel Stevens . . . . .	176	97.78	
WRITE-IN . . . . .	4	2.22	
Total . . . . .	180	100.00	
Overvotes . . . . .	0		
Undervotes . . . . .	145		

MAY 15, 2012  
PRIMARY ELECTION  
TILLAMOOK COUNTY, OREGON

										Total Percent		
29-125												
Vote For 1												
Yes	.	.	.	.	.	.	.	.	.	.	235	77.30
No	.	.	.	.	.	.	.	.	.	.	69	22.70
Total										304	100.00	
Overvotes										0		
Undervotes										21		
29-126												
Vote For 1												
Yes	.	.	.	.	.	.	.	.	.	.	128	41.16
No	.	.	.	.	.	.	.	.	.	.	183	58.84
Total										311	100.00	
Overvotes										0		
Undervotes										14		

MAY 15, 2012  
PRIMARY ELECTION  
TILLAMOOK COUNTY, OREGON

	Total	Percent
REGISTERED VOTERS - TOTAL . . . . .	331	
REGISTERED VOTERS - DEMOCRAT . . . . .	118	
REGISTERED VOTERS - REPUBLICAN . . . . .	144	
REGISTERED VOTERS - NONPARTISAN . . . . .	69	
BALLOTS COUNTED - TOTAL . . . . .	190	
BALLOTS COUNTED - DEMOCRAT . . . . .	75	
BALLOTS COUNTED - REPUBLICAN . . . . .	88	
BALLOTS COUNTED - NONPARTISAN . . . . .	27	

DEM - United States President and VP

Vote For 1		
Barack Obama . . . . .	51	86.44
WRITE-IN . . . . .	8	13.56
Total . . . . .	59	100.00
Overvotes . . . . .	0	
Undervotes . . . . .	16	

DEM - Rep., 5th District

Vote For 1		
Kurt Schrader . . . . .	53	100.00
WRITE-IN . . . . .	0	0.00
Total . . . . .	53	100.00
Overvotes . . . . .	0	
Undervotes . . . . .	22	

DEM - Secretary of State

Vote For 1		
Kate Brown . . . . .	52	92.86
Paul Damian Wells . . . . .	4	7.14
WRITE-IN . . . . .	0	0.00
Total . . . . .	56	100.00
Overvotes . . . . .	0	
Undervotes . . . . .	19	

DEM - State Treasurer

Vote For 1		
Ted Wheeler . . . . .	51	100.00
WRITE-IN . . . . .	0	0.00
Total . . . . .	51	100.00
Overvotes . . . . .	0	
Undervotes . . . . .	24	

DEM - Attorney General

Vote For 1		
Dwight Holton . . . . .	27	45.00
Ellen Rosenblum . . . . .	33	55.00
WRITE-IN . . . . .	0	0.00
Total . . . . .	60	100.00
Overvotes . . . . .	0	
Undervotes . . . . .	15	

MAY 15, 2012  
PRIMARY ELECTION  
TILLAMOOK COUNTY, OREGON

	Total	Percent
DEM - State Senator, 5th District		
SENATE DISTRICT 5		
Vote For 1		
Arnie Roblan . . . . .	44	100.00
WRITE-IN . . . . .	0	0.00
Total . . . . .	44	100.00
Overvotes . . . . .	0	
Undervotes . . . . .	31	
DEM - State Representative, 10th District		
HOUSE DISTRICT 10		
Vote For 1		
David Gomborg . . . . .	41	100.00
WRITE-IN . . . . .	0	0.00
Total . . . . .	41	100.00
Overvotes . . . . .	0	
Undervotes . . . . .	34	
REP - United States President and VP		
Vote For 1		
Rick Santorum . . . . .	8	9.64
Ron Paul . . . . .	17	20.48
Newt Gingrich . . . . .	9	10.84
Mitt Romney . . . . .	49	59.04
WRITE-IN . . . . .	0	0.00
Total . . . . .	83	100.00
Overvotes . . . . .	0	
Undervotes . . . . .	5	
REP - Rep., 5th District		
Vote For 1		
Fred Thompson . . . . .	50	83.33
Karen Bowerman . . . . .	10	16.67
WRITE-IN . . . . .	0	0.00
Total . . . . .	60	100.00
Overvotes . . . . .	0	
Undervotes . . . . .	28	
REP - Secretary of State		
Vote For 1		
Knute Buehler . . . . .	41	100.00
WRITE-IN . . . . .	0	0.00
Total . . . . .	41	100.00
Overvotes . . . . .	0	
Undervotes . . . . .	47	
REP - State Treasurer		
Vote For 1		
NO CANDIDATE FILED		
WRITE-IN . . . . .	5	100.00
Total . . . . .	5	100.00
Overvotes . . . . .	0	
Undervotes . . . . .	83	

MAY 15, 2012  
PRIMARY ELECTION  
TILLAMOOK COUNTY, OREGON

	Total	Percent
REP - Attorney General		
Vote For 1		
NO CANDIDATE FILED		
WRITE-IN . . . . .	5	100.00
Total . . . . .	5	100.00
Overvotes . . . . .	0	
Undervotes . . . . .	83	
REP - State Senator, 5th District		
SENATE DISTRICT 5		
Vote For 1		
Scott Roberts . . . . .	44	100.00
WRITE-IN . . . . .	0	0.00
Total . . . . .	44	100.00
Overvotes . . . . .	0	
Undervotes . . . . .	44	
REP - State Representative, 10th District		
HOUSE DISTRICT 10		
Vote For 1		
Jerome Grant . . . . .	41	100.00
WRITE-IN . . . . .	0	0.00
Total . . . . .	41	100.00
Overvotes . . . . .	0	
Undervotes . . . . .	47	
Judge of the Supreme Court, Position 3		
Vote For 1		
Timothy J Sercombe . . . . .	24	21.24
Nena Cook . . . . .	54	47.79
Richard C Baldwin . . . . .	32	28.32
WRITE-IN . . . . .	3	2.65
Total . . . . .	113	100.00
Overvotes . . . . .	0	
Undervotes . . . . .	77	
Judge of the Supreme Court, Position 2		
Vote For 1		
Dave Brewer . . . . .	85	97.70
WRITE-IN . . . . .	2	2.30
Total . . . . .	87	100.00
Overvotes . . . . .	0	
Undervotes . . . . .	103	
Judge of the Supreme Court, Position 6		
Vote For 1		
Virginia L Linder . . . . .	84	97.67
WRITE-IN . . . . .	2	2.33
Total . . . . .	86	100.00
Overvotes . . . . .	0	
Undervotes . . . . .	104	

MAY 15, 2012  
PRIMARY ELECTION  
TILLAMOOK COUNTY, OREGON

	Total	Percent
Judge of the Court of Appeals, Pos. 6		
Vote For 1		
Tim Volpert . . . . .	26	23.64
Allan J Arlow . . . . .	22	20.00
James C Egan . . . . .	61	55.45
WRITE-IN . . . . .	1	0.91
Total . . . . .	110	100.00
Overvotes . . . . .	0	
Undervotes . . . . .	80	
Judge of the Court of Appeals, Pos. 5		
Vote For 1		
Rick Haselton . . . . .	79	97.53
WRITE-IN . . . . .	2	2.47
Total . . . . .	81	100.00
Overvotes . . . . .	0	
Undervotes . . . . .	109	
Judge of the Court of Appeals, Pos. 8		
Vote For 1		
Lynn R Nakamoto . . . . .	85	96.59
WRITE-IN . . . . .	3	3.41
Total . . . . .	88	100.00
Overvotes . . . . .	0	
Undervotes . . . . .	102	
Judge of the Court of Appeals, Pos. 9		
Vote For 1		
Erika Hadlock . . . . .	86	98.85
WRITE-IN . . . . .	1	1.15
Total . . . . .	87	100.00
Overvotes . . . . .	0	
Undervotes . . . . .	103	
Judge of the Court of Appeals, Pos. 10		
Vote For 1		
Rex Armstrong . . . . .	77	98.72
WRITE-IN . . . . .	1	1.28
Total . . . . .	78	100.00
Overvotes . . . . .	0	
Undervotes . . . . .	112	

MAY 15, 2012  
PRIMARY ELECTION  
TILLAMOOK COUNTY, OREGON

	Total	Percent
County Commissioner, Pos. No. 1		
Vote For 1		
Valerie Folkema . . . . .	24	12.90
Steven P Forster . . . . .	38	20.43
John Coopersmith . . . . .	6	3.23
Lisa Phipps . . . . .	30	16.13
Bill Baertlein . . . . .	46	24.73
Jill R Williams . . . . .	33	17.74
Thomas M Donohue . . . . .	9	4.84
WRITE-IN . . . . .	0	0.00
Total . . . . .	186	100.00
Overvotes . . . . .	0	
Undervotes . . . . .	4	
County Commissioner, Position No. 2		
Vote For 1		
Mark Labhart . . . . .	107	60.45
David Downs . . . . .	70	39.55
WRITE-IN . . . . .	0	0.00
Total . . . . .	177	100.00
Overvotes . . . . .	0	
Undervotes . . . . .	13	
County Assessor		
Vote For 1		
Kari Fleisher . . . . .	46	29.87
Denise Vandecoeveering . . . . .	108	70.13
WRITE-IN . . . . .	0	0.00
Total . . . . .	154	100.00
Overvotes . . . . .	0	
Undervotes . . . . .	36	
County Surveyor		
Vote For 1		
Danny R McNutt . . . . .	113	98.26
WRITE-IN . . . . .	2	1.74
Total . . . . .	115	100.00
Overvotes . . . . .	0	
Undervotes . . . . .	75	
Justice of the Peace		
Vote For 1		
Joel Stevens . . . . .	97	97.00
WRITE-IN . . . . .	3	3.00
Total . . . . .	100	100.00
Overvotes . . . . .	0	
Undervotes . . . . .	90	

MAY 15, 2012  
PRIMARY ELECTION  
TILLAMOOK COUNTY, OREGON

		Total	Percent
29-125			
Vote For 1			
Yes	. . . . .	132	74.16
No	. . . . .	46	25.84
Total	. . . . .	178	100.00
Overvotes	. . . . .	0	
Undervotes	. . . . .	12	
29-126			
Vote For 1			
Yes	. . . . .	79	42.02
No	. . . . .	109	57.98
Total	. . . . .	188	100.00
Overvotes	. . . . .	0	
Undervotes	. . . . .	2	



MAY 15, 2012  
PRIMARY ELECTION  
TILLAMOOK COUNTY, OREGON

	Total	Percent
REGISTERED VOTERS - TOTAL . . . . .	314	
REGISTERED VOTERS - DEMOCRAT . . . . .	113	
REGISTERED VOTERS - REPUBLICAN . . . . .	132	
REGISTERED VOTERS - NONPARTISAN . . . . .	69	
BALLOTS COUNTED - TOTAL . . . . .	175	
BALLOTS COUNTED - DEMOCRAT . . . . .	60	
BALLOTS COUNTED - REPUBLICAN . . . . .	90	
BALLOTS COUNTED - NONPARTISAN . . . . .	25	
DEM - United States President and VP		
Vote For 1		
Barack Obama . . . . .	40	85.11
WRITE-IN . . . . .	7	14.89
Total . . . . .	47	100.00
Overvotes . . . . .	0	
Undervotes . . . . .	13	
DEM - Rep., 5th District		
Vote For 1		
Kurt Schrader . . . . .	43	97.73
WRITE-IN . . . . .	1	2.27
Total . . . . .	44	100.00
Overvotes . . . . .	0	
Undervotes . . . . .	16	
DEM - Secretary of State		
Vote For 1		
Kate Brown . . . . .	40	88.89
Paul Damian Wells . . . . .	5	11.11
WRITE-IN . . . . .	0	0.00
Total . . . . .	45	100.00
Overvotes . . . . .	0	
Undervotes . . . . .	15	
DEM - State Treasurer		
Vote For 1		
Ted Wheeler . . . . .	40	97.56
WRITE-IN . . . . .	1	2.44
Total . . . . .	41	100.00
Overvotes . . . . .	0	
Undervotes . . . . .	19	
DEM - Attorney General		
Vote For 1		
Dwight Holton . . . . .	23	43.40
Ellen Rosenblum . . . . .	30	56.60
WRITE-IN . . . . .	0	0.00
Total . . . . .	53	100.00
Overvotes . . . . .	0	
Undervotes . . . . .	7	

MAY 15, 2012  
PRIMARY ELECTION  
TILLAMOOK COUNTY, OREGON

	Total	Percent
DEM - State Senator, 5th District		
SENATE DISTRICT 5		
Vote For 1		
Arnie Roblan . . . . .	37	100.00
WRITE-IN . . . . .	0	0.00
Total . . . . .	37	100.00
Overvotes . . . . .	0	
Undervotes . . . . .	23	
DEM - State Representative, 10th District		
HOUSE DISTRICT 10		
Vote For 1		
David Gomberg . . . . .	35	100.00
WRITE-IN . . . . .	0	0.00
Total . . . . .	35	100.00
Overvotes . . . . .	0	
Undervotes . . . . .	25	
REP - United States President and VP		
Vote For 1		
Rick Santorum . . . . .	14	16.67
Ron Paul . . . . .	16	19.05
Newt Gingrich . . . . .	7	8.33
Mitt Romney . . . . .	47	55.95
WRITE-IN . . . . .	0	0.00
Total . . . . .	84	100.00
Overvotes . . . . .	0	
Undervotes . . . . .	6	
REP - Rep., 5th District		
Vote For 1		
Fred Thompson . . . . .	51	72.86
Karen Bowerman . . . . .	19	27.14
WRITE-IN . . . . .	0	0.00
Total . . . . .	70	100.00
Overvotes . . . . .	0	
Undervotes . . . . .	20	
REP - Secretary of State		
Vote For 1		
Knute Buehler . . . . .	50	96.15
WRITE-IN . . . . .	2	3.85
Total . . . . .	52	100.00
Overvotes . . . . .	0	
Undervotes . . . . .	38	
REP - State Treasurer		
Vote For 1		
NO CANDIDATE FILED		
WRITE-IN . . . . .	6	100.00
Total . . . . .	6	100.00
Overvotes . . . . .	0	
Undervotes . . . . .	84	

MAY 15, 2012  
PRIMARY ELECTION  
TILLAMOOK COUNTY, OREGON

	Total	Percent
REP - Attorney General		
Vote For 1		
NO CANDIDATE FILED		
WRITE-IN . . . . .	5	100.00
Total . . . . .	5	100.00
Overvotes . . . . .	0	
Undervotes . . . . .	85	
REP - State Senator, 5th District		
SENATE DISTRICT 5		
Vote For 1		
Scott Roberts . . . . .	53	100.00
WRITE-IN . . . . .	0	0.00
Total . . . . .	53	100.00
Overvotes . . . . .	0	
Undervotes . . . . .	37	
REP - State Representative, 10th District		
HOUSE DISTRICT 10		
Vote For 1		
Jerome Grant . . . . .	52	98.11
WRITE-IN . . . . .	1	1.89
Total . . . . .	53	100.00
Overvotes . . . . .	0	
Undervotes . . . . .	37	
Judge of the Supreme Court, Position 3		
Vote For 1		
Timothy J Sercombe . . . . .	35	29.91
Nena Cook . . . . .	43	36.75
Richard C Baldwin . . . . .	39	33.33
WRITE-IN . . . . .	0	0.00
Total . . . . .	117	100.00
Overvotes . . . . .	0	
Undervotes . . . . .	58	
Judge of the Supreme Court, Position 2		
Vote For 1		
Dave Brewer . . . . .	93	96.88
WRITE-IN . . . . .	3	3.13
Total . . . . .	96	100.00
Overvotes . . . . .	0	
Undervotes . . . . .	79	
Judge of the Supreme Court, Position 6		
Vote For 1		
Virginia L Linder . . . . .	85	96.59
WRITE-IN . . . . .	3	3.41
Total . . . . .	88	100.00
Overvotes . . . . .	0	
Undervotes . . . . .	87	

MAY 15, 2012  
PRIMARY ELECTION  
TILLAMOOK COUNTY, OREGON

	Total	Percent
Judge of the Court of Appeals, Pos. 6		
Vote For 1		
Tim Volpert . . . . .	32	29.36
Allan J Arlow . . . . .	29	26.61
James C Egan . . . . .	48	44.04
WRITE-IN . . . . .	0	0.00
Total . . . . .	109	100.00
Overvotes . . . . .	0	
Undervotes . . . . .	66	
Judge of the Court of Appeals, Pos. 5		
Vote For 1		
Rick Haselton . . . . .	85	95.51
WRITE-IN . . . . .	4	4.49
Total . . . . .	89	100.00
Overvotes . . . . .	0	
Undervotes . . . . .	86	
Judge of the Court of Appeals, Pos. 8		
Vote For 1		
Lynn R Nakamoto . . . . .	87	96.67
WRITE-IN . . . . .	3	3.33
Total . . . . .	90	100.00
Overvotes . . . . .	0	
Undervotes . . . . .	85	
Judge of the Court of Appeals, Pos. 9		
Vote For 1		
Erika Hadlock . . . . .	87	97.75
WRITE-IN . . . . .	2	2.25
Total . . . . .	89	100.00
Overvotes . . . . .	0	
Undervotes . . . . .	86	
Judge of the Court of Appeals, Pos. 10		
Vote For 1		
Rex Armstrong . . . . .	84	96.55
WRITE-IN . . . . .	3	3.45
Total . . . . .	87	100.00
Overvotes . . . . .	0	
Undervotes . . . . .	88	

MAY 15, 2012  
PRIMARY ELECTION  
TILLAMOOK COUNTY, OREGON

		Total	Percent
County Commissioner, Pos. No. 1			
Vote For 1			
Valerie Folkema . . . . .	12	7.45	
Steven P Forster . . . . .	15	9.32	
John Coopersmith . . . . .	3	1.86	
Lisa Phipps . . . . .	34	21.12	
Bill Baertlein . . . . .	51	31.68	
Jill R Williams . . . . .	10	6.21	
Thomas M Donohue . . . . .	36	22.36	
WRITE-IN . . . . .	0	0.00	
Total . . . . .	161	100.00	
Overvotes . . . . .	0		
Undervotes . . . . .	14		

County Commissioner, Position No. 2			
Vote For 1			
Mark Labhart . . . . .	93	63.27	
David Downs . . . . .	54	36.73	
WRITE-IN . . . . .	0	0.00	
Total . . . . .	147	100.00	
Overvotes . . . . .	0		
Undervotes . . . . .	28		

County Assessor			
Vote For 1			
Kari Fleisher . . . . .	60	45.11	
Denise Vandecoeveering . . . . .	72	54.14	
WRITE-IN . . . . .	1	0.75	
Total . . . . .	133	100.00	
Overvotes . . . . .	0		
Undervotes . . . . .	42		

County Surveyor			
Vote For 1			
Danny R McNutt . . . . .	96	97.96	
WRITE-IN . . . . .	2	2.04	
Total . . . . .	98	100.00	
Overvotes . . . . .	0		
Undervotes . . . . .	77		

Justice of the Peace			
Vote For 1			
Joel Stevens . . . . .	90	98.90	
WRITE-IN . . . . .	1	1.10	
Total . . . . .	91	100.00	
Overvotes . . . . .	0		
Undervotes . . . . .	84		

MAY 15, 2012  
PRIMARY ELECTION  
TILLAMOOK COUNTY, OREGON

	Total	Percent
29-125		
Vote For 1		
Yes . . . . .	122	73.49
No . . . . .	44	26.51
Total . . . . .	166	100.00
Overvotes . . . . .	0	
Undervotes . . . . .	9	
29-126		
Vote For 1		
Yes . . . . .	70	41.42
No . . . . .	99	58.58
Total . . . . .	169	100.00
Overvotes . . . . .	0	
Undervotes . . . . .	6	

MAY 15, 2012  
PRIMARY ELECTION  
TILLAMOOK COUNTY, OREGON

	Total	Percent
REGISTERED VOTERS - TOTAL	153	
REGISTERED VOTERS - DEMOCRAT	53	
REGISTERED VOTERS - REPUBLICAN	56	
REGISTERED VOTERS - NONPARTISAN	44	
BALLOTS COUNTED - TOTAL	73	
BALLOTS COUNTED - DEMOCRAT	27	
BALLOTS COUNTED - REPUBLICAN	33	
BALLOTS COUNTED - NONPARTISAN	13	

DEM - United States President and VP  
Vote For 1

Barack Obama	19	100.00
WRITE-IN	0	0.00
Total	19	100.00
Overvotes	0	
Undervotes	8	

DEM - Rep., 5th District

Vote For 1		
Kurt Schrader	19	100.00
WRITE-IN	0	0.00
Total	19	100.00
Overvotes	0	
Undervotes	8	

DEM - Secretary of State

Vote For 1		
Kate Brown	15	88.24
Paul Damian Wells	2	11.76
WRITE-IN	0	0.00
Total	17	100.00
Overvotes	0	
Undervotes	10	

DEM - State Treasurer

Vote For 1		
Ted Wheeler	17	100.00
WRITE-IN	0	0.00
Total	17	100.00
Overvotes	0	
Undervotes	10	

DEM - Attorney General

Vote For 1		
Dwight Holton	5	25.00
Ellen Rosenblum	15	75.00
WRITE-IN	0	0.00
Total	20	100.00
Overvotes	0	
Undervotes	7	

MAY 15, 2012  
PRIMARY ELECTION  
TILLAMOOK COUNTY, OREGON

	Total	Percent
DEM - State Representative, 32nd District		
HOUSE DISTRICT 32		
Vote For 1		
Deborah Boone . . . . .	20	100.00
WRITE-IN . . . . .	0	0.00
Total . . . . .	20	100.00
Overvotes . . . . .	0	
Undervotes . . . . .	7	
REP - United States President and VP		
Vote For 1		
Rick Santorum . . . . .	0	0.00
Ron Paul . . . . .	6	23.08
Newt Gingrich . . . . .	1	3.85
Mitt Romney . . . . .	19	73.08
WRITE-IN . . . . .	0	0.00
Total . . . . .	26	100.00
Overvotes . . . . .	0	
Undervotes . . . . .	7	
REP - Rep., 5th District		
Vote For 1		
Fred Thompson . . . . .	12	66.67
Karen Bowerman . . . . .	6	33.33
WRITE-IN . . . . .	0	0.00
Total . . . . .	18	100.00
Overvotes . . . . .	0	
Undervotes . . . . .	15	
REP - Secretary of State		
Vote For 1		
Knute Buehler . . . . .	14	100.00
WRITE-IN . . . . .	0	0.00
Total . . . . .	14	100.00
Overvotes . . . . .	0	
Undervotes . . . . .	19	
REP - State Treasurer		
Vote For 1		
NO CANDIDATE FILED		
WRITE-IN . . . . .	2	100.00
Total . . . . .	2	100.00
Overvotes . . . . .	0	
Undervotes . . . . .	31	
REP - Attorney General		
Vote For 1		
NO CANDIDATE FILED		
WRITE-IN . . . . .	2	100.00
Total . . . . .	2	100.00
Overvotes . . . . .	0	
Undervotes . . . . .	31	



MAY 15, 2012  
PRIMARY ELECTION  
TILLAMOOK COUNTY, OREGON

	Total	Percent
REP - State Representative, 32nd District		
HOUSE DISTRICT 32		
Vote For 1		
Jim Welsh . . . . .	11	100.00
WRITE-IN . . . . .	0	0.00
Total . . . . .	11	100.00
Overvotes . . . . .	0	
Undervotes . . . . .	22	
Judge of the Supreme Court, Position 3		
Vote For 1		
Timothy J Sercombe . . . . .	10	26.32
Nena Cook . . . . .	16	42.11
Richard C Baldwin . . . . .	12	31.58
WRITE-IN . . . . .	0	0.00
Total . . . . .	38	100.00
Overvotes . . . . .	0	
Undervotes . . . . .	35	
Judge of the Supreme Court, Position 2		
Vote For 1		
Dave Brewer . . . . .	33	100.00
WRITE-IN . . . . .	0	0.00
Total . . . . .	33	100.00
Overvotes . . . . .	0	
Undervotes . . . . .	40	
Judge of the Supreme Court, Position 6		
Vote For 1		
Virginia L Linder . . . . .	32	100.00
WRITE-IN . . . . .	0	0.00
Total . . . . .	32	100.00
Overvotes . . . . .	0	
Undervotes . . . . .	41	
Judge of the Court of Appeals, Pos. 6		
Vote For 1		
Tim Volpert . . . . .	12	31.58
Allan J Arlow . . . . .	7	18.42
James C Egan . . . . .	19	50.00
WRITE-IN . . . . .	0	0.00
Total . . . . .	38	100.00
Overvotes . . . . .	0	
Undervotes . . . . .	35	
Judge of the Court of Appeals, Pos. 5		
Vote For 1		
Rick Haselton . . . . .	31	100.00
WRITE-IN . . . . .	0	0.00
Total . . . . .	31	100.00
Overvotes . . . . .	0	
Undervotes . . . . .	42	

MAY 15, 2012  
PRIMARY ELECTION  
TILLAMOOK COUNTY, OREGON

	Total	Percent
Judge of the Court of Appeals, Pos. 8		
Vote For 1		
Lynn R Nakamoto . . . . .	30	100.00
WRITE-IN . . . . .	0	0.00
Total . . . . .	30	100.00
Overvotes . . . . .	0	
Undervotes . . . . .	43	
Judge of the Court of Appeals, Pos. 9		
Vote For 1		
Erika Hadlock . . . . .	32	100.00
WRITE-IN . . . . .	0	0.00
Total . . . . .	32	100.00
Overvotes . . . . .	0	
Undervotes . . . . .	41	
Judge of the Court of Appeals, Pos. 10		
Vote For 1		
Rex Armstrong . . . . .	33	100.00
WRITE-IN . . . . .	0	0.00
Total . . . . .	33	100.00
Overvotes . . . . .	0	
Undervotes . . . . .	40	
County Commissioner, Pos. No. 1		
Vote For 1		
Valerie Folkema . . . . .	7	10.14
Steven P Forster . . . . .	20	28.99
John Coopersmith . . . . .	3	4.35
Lisa Phipps . . . . .	5	7.25
Bill Baertlein . . . . .	15	21.74
Jill R Williams . . . . .	17	24.64
Thomas M Donohue . . . . .	2	2.90
WRITE-IN . . . . .	0	0.00
Total . . . . .	69	100.00
Overvotes . . . . .	0	
Undervotes . . . . .	4	
County Commissioner, Position No. 2		
Vote For 1		
Mark Labhart . . . . .	34	53.13
David Downs . . . . .	30	46.88
WRITE-IN . . . . .	0	0.00
Total . . . . .	64	100.00
Overvotes . . . . .	0	
Undervotes . . . . .	9	

MAY 15, 2012  
PRIMARY ELECTION  
TILLAMOOK COUNTY, OREGON

	Total	Percent
County Assessor		
Vote For 1		
Kari Fleisher . . . . .	29	50.00
Denise Vandecoeveering . . . . .	29	50.00
WRITE-IN . . . . .	0	0.00
Total . . . . .	58	100.00
Overvotes . . . . .	0	
Undervotes . . . . .	15	
County Surveyor		
Vote For 1		
Danny R McNutt . . . . .	43	100.00
WRITE-IN . . . . .	0	0.00
Total . . . . .	43	100.00
Overvotes . . . . .	0	
Undervotes . . . . .	30	
Justice of the Peace		
Vote For 1		
Joel Stevens . . . . .	37	97.37
WRITE-IN . . . . .	1	2.63
Total . . . . .	38	100.00
Overvotes . . . . .	0	
Undervotes . . . . .	35	
29-125		
Vote For 1		
Yes . . . . .	56	82.35
No . . . . .	12	17.65
Total . . . . .	68	100.00
Overvotes . . . . .	0	
Undervotes . . . . .	5	
29-126		
Vote For 1		
Yes . . . . .	28	40.00
No . . . . .	42	60.00
Total . . . . .	70	100.00
Overvotes . . . . .	0	
Undervotes . . . . .	3	

MAY 15, 2012  
PRIMARY ELECTION  
TILLAMOOK COUNTY, OREGON

	Total	Percent
REGISTERED VOTERS - TOTAL . . . . .	1122	
REGISTERED VOTERS - DEMOCRAT . . . . .	403	
REGISTERED VOTERS - REPUBLICAN . . . . .	450	
REGISTERED VOTERS - NONPARTISAN . . . . .	269	
BALLOTS COUNTED - TOTAL . . . . .	657	
BALLOTS COUNTED - DEMOCRAT . . . . .	245	
BALLOTS COUNTED - REPUBLICAN . . . . .	295	
BALLOTS COUNTED - NONPARTISAN . . . . .	117	

DEM - United States President and VP

Vote For 1	
Barack Obama . . . . .	186 95.88
WRITE-IN . . . . .	8 4.12
Total . . . . .	194 100.00
Overvotes . . . . .	0
Undervotes . . . . .	51

DEM - Rep., 5th District

Vote For 1	
Kurt Schrader . . . . .	182 98.91
WRITE-IN . . . . .	2 1.09
Total . . . . .	184 100.00
Overvotes . . . . .	0
Undervotes . . . . .	61

DEM - Secretary of State

Vote For 1	
Kate Brown . . . . .	162 84.38
Paul Damian Wells . . . . .	29 15.10
WRITE-IN . . . . .	1 0.52
Total . . . . .	192 100.00
Overvotes . . . . .	0
Undervotes . . . . .	53

DEM - State Treasurer

Vote For 1	
Ted Wheeler . . . . .	153 99.35
WRITE-IN . . . . .	1 0.65
Total . . . . .	154 100.00
Overvotes . . . . .	0
Undervotes . . . . .	91

DEM - Attorney General

Vote For 1	
Dwight Holton . . . . .	88 45.13
Ellen Rosenblum . . . . .	106 54.36
WRITE-IN . . . . .	1 0.51
Total . . . . .	195 100.00
Overvotes . . . . .	0
Undervotes . . . . .	50

MAY 15, 2012  
PRIMARY ELECTION  
TILLAMOOK COUNTY, OREGON

	Total	Percent
DEM - State Representative, 32nd District		
HOUSE DISTRICT 32		
Vote For 1		
Deborah Boone . . . . .	193	98.97
WRITE-IN . . . . .	2	1.03
Total . . . . .	195	100.00
Overvotes . . . . .	0	
Undervotes . . . . .	50	
REP - United States President and VP		
Vote For 1		
Rick Santorum . . . . .	28	10.00
Ron Paul . . . . .	46	16.43
Newt Gingrich . . . . .	15	5.36
Mitt Romney . . . . .	189	67.50
WRITE-IN . . . . .	2	0.71
Total . . . . .	280	100.00
Overvotes . . . . .	0	
Undervotes . . . . .	15	
REP - Rep., 5th District		
Vote For 1		
Fred Thompson . . . . .	162	74.31
Karen Bowerman . . . . .	55	25.23
WRITE-IN . . . . .	1	0.46
Total . . . . .	218	100.00
Overvotes . . . . .	0	
Undervotes . . . . .	77	
REP - Secretary of State		
Vote For 1		
Knute Buehler . . . . .	164	99.39
WRITE-IN . . . . .	1	0.61
Total . . . . .	165	100.00
Overvotes . . . . .	1	
Undervotes . . . . .	129	
REP - State Treasurer		
Vote For 1		
NO CANDIDATE FILED		
WRITE-IN . . . . .	10	100.00
Total . . . . .	10	100.00
Overvotes . . . . .	0	
Undervotes . . . . .	285	
REP - Attorney General		
Vote For 1		
NO CANDIDATE FILED		
WRITE-IN . . . . .	16	100.00
Total . . . . .	16	100.00
Overvotes . . . . .	0	
Undervotes . . . . .	279	

MAY 15, 2012  
PRIMARY ELECTION  
TILLAMOOK COUNTY, OREGON

	Total	Percent
REP - State Representative, 32nd District		
HOUSE DISTRICT 32		
Vote For 1		
Jim Welsh . . . . .	172	99.42
WRITE-IN . . . . .	1	0.58
Total . . . . .	173	100.00
Overvotes . . . . .	0	
Undervotes . . . . .	122	
Judge of the Supreme Court, Position 3		
Vote For 1		
Timothy J Sercombe . . . . .	115	29.95
Nena Cook . . . . .	113	29.43
Richard C Baldwin . . . . .	152	39.58
WRITE-IN . . . . .	4	1.04
Total . . . . .	384	100.00
Overvotes . . . . .	1	
Undervotes . . . . .	272	
Judge of the Supreme Court, Position 2		
Vote For 1		
Dave Brewer . . . . .	332	98.22
WRITE-IN . . . . .	6	1.78
Total . . . . .	338	100.00
Overvotes . . . . .	0	
Undervotes . . . . .	319	
Judge of the Supreme Court, Position 6		
Vote For 1		
Virginia L Linder . . . . .	311	97.49
WRITE-IN . . . . .	8	2.51
Total . . . . .	319	100.00
Overvotes . . . . .	0	
Undervotes . . . . .	338	
Judge of the Court of Appeals, Pos. 6		
Vote For 1		
Tim Volpert . . . . .	100	27.10
Allan J Arlow . . . . .	78	21.14
James C Egan . . . . .	188	50.95
WRITE-IN . . . . .	3	0.81
Total . . . . .	369	100.00
Overvotes . . . . .	0	
Undervotes . . . . .	288	
Judge of the Court of Appeals, Pos. 5		
Vote For 1		
Rick Haselton . . . . .	310	98.73
WRITE-IN . . . . .	4	1.27
Total . . . . .	314	100.00
Overvotes . . . . .	0	
Undervotes . . . . .	343	

MAY 15, 2012  
PRIMARY ELECTION  
TILLAMOOK COUNTY, OREGON

	Total	Percent
Judge of the Court of Appeals, Pos. 8		
Vote For 1		
Lynn R Nakamoto . . . . .	314	97.52
WRITE-IN . . . . .	8	2.48
Total . . . . .	322	100.00
Overvotes . . . . .	0	
Undervotes . . . . .	335	
Judge of the Court of Appeals, Pos. 9		
Vote For 1		
Erika Hadlock . . . . .	317	98.45
WRITE-IN . . . . .	5	1.55
Total . . . . .	322	100.00
Overvotes . . . . .	0	
Undervotes . . . . .	335	
Judge of the Court of Appeals, Pos. 10		
Vote For 1		
Rex Armstrong . . . . .	314	98.74
WRITE-IN . . . . .	4	1.26
Total . . . . .	318	100.00
Overvotes . . . . .	0	
Undervotes . . . . .	339	
County Commissioner, Pos. No. 1		
Vote For 1		
Valerie Folkema . . . . .	75	12.02
Steven P Forster . . . . .	134	21.47
John Coopersmith . . . . .	22	3.53
Lisa Phipps . . . . .	92	14.74
Bill Baertlein . . . . .	140	22.44
Jill R Williams . . . . .	127	20.35
Thomas M Donohue . . . . .	31	4.97
WRITE-IN . . . . .	3	0.48
Total . . . . .	624	100.00
Overvotes . . . . .	0	
Undervotes . . . . .	33	
County Commissioner, Position No. 2		
Vote For 1		
Mark Labhart . . . . .	393	67.53
David Downs . . . . .	186	31.96
WRITE-IN . . . . .	3	0.52
Total . . . . .	582	100.00
Overvotes . . . . .	2	
Undervotes . . . . .	73	

MAY 15, 2012  
PRIMARY ELECTION  
TILLAMOOK COUNTY, OREGON

	Total	Percent
County Assessor		
Vote For 1		
Kari Fleisher . . . . .	155	28.08
Denise Vandecoeveering . . . . .	393	71.20
WRITE-IN . . . . .	4	0.72
Total . . . . .	552	100.00
Overvotes . . . . .	1	
Undervotes . . . . .	104	
County Surveyor		
Vote For 1		
Danny R McNutt . . . . .	391	98.74
WRITE-IN . . . . .	5	1.26
Total . . . . .	396	100.00
Overvotes . . . . .	0	
Undervotes . . . . .	261	
Justice of the Peace		
Vote For 1		
Joel Stevens . . . . .	361	97.83
WRITE-IN . . . . .	8	2.17
Total . . . . .	369	100.00
Overvotes . . . . .	0	
Undervotes . . . . .	288	
29-125		
Vote For 1		
Yes . . . . .	513	81.04
No . . . . .	120	18.96
Total . . . . .	633	100.00
Overvotes . . . . .	0	
Undervotes . . . . .	24	
29-126		
Vote For 1		
Yes . . . . .	281	44.11
No . . . . .	356	55.89
Total . . . . .	637	100.00
Overvotes . . . . .	0	
Undervotes . . . . .	20	



MAY 15, 2012  
PRIMARY ELECTION  
TILLAMOOK COUNTY, OREGON

	Total	Percent
REGISTERED VOTERS - TOTAL . . . . .	435	
REGISTERED VOTERS - DEMOCRAT . . . . .	198	
REGISTERED VOTERS - REPUBLICAN . . . . .	127	
REGISTERED VOTERS - NONPARTISAN . . . . .	110	
BALLOTS COUNTED - TOTAL . . . . .	223	
BALLOTS COUNTED - DEMOCRAT . . . . .	111	
BALLOTS COUNTED - REPUBLICAN . . . . .	75	
BALLOTS COUNTED - NONPARTISAN . . . . .	37	
DEM - United States President and VP		
Vote For 1		
Barack Obama . . . . .	85	88.54
WRITE-IN . . . . .	11	11.46
Total . . . . .	96	100.00
Overvotes . . . . .	0	
Undervotes . . . . .	15	
DEM - Rep., 5th District		
Vote For 1		
Kurt Schrader . . . . .	78	100.00
WRITE-IN . . . . .	0	0.00
Total . . . . .	78	100.00
Overvotes . . . . .	0	
Undervotes . . . . .	33	
DEM - Secretary of State		
Vote For 1		
Kate Brown . . . . .	74	91.36
Paul Damian Wells . . . . .	7	8.64
WRITE-IN . . . . .	0	0.00
Total . . . . .	81	100.00
Overvotes . . . . .	0	
Undervotes . . . . .	30	
DEM - State Treasurer		
Vote For 1		
Ted Wheeler . . . . .	75	100.00
WRITE-IN . . . . .	0	0.00
Total . . . . .	75	100.00
Overvotes . . . . .	0	
Undervotes . . . . .	36	
DEM - Attorney General		
Vote For 1		
Dwight Holton . . . . .	37	41.57
Ellen Rosenblum . . . . .	52	58.43
WRITE-IN . . . . .	0	0.00
Total . . . . .	89	100.00
Overvotes . . . . .	0	
Undervotes . . . . .	22	

MAY 15, 2012  
PRIMARY ELECTION  
TILLAMOOK COUNTY, OREGON

	Total	Percent
DEM - State Representative, 32nd District		
HOUSE DISTRICT 32		
Vote For 1		
Deborah Boone . . . . .	88	97.78
WRITE-IN . . . . .	2	2.22
Total . . . . .	90	100.00
Overvotes . . . . .	0	
Undervotes . . . . .	21	
REP - United States President and VP		
Vote For 1		
Rick Santorum . . . . .	5	7.14
Ron Paul . . . . .	14	20.00
Newt Gingrich . . . . .	5	7.14
Mitt Romney . . . . .	43	61.43
WRITE-IN . . . . .	3	4.29
Total . . . . .	70	100.00
Overvotes . . . . .	0	
Undervotes . . . . .	5	
REP - Rep., 5th District		
Vote For 1		
Fred Thompson . . . . .	36	70.59
Karen Bowerman . . . . .	15	29.41
WRITE-IN . . . . .	0	0.00
Total . . . . .	51	100.00
Overvotes . . . . .	0	
Undervotes . . . . .	24	
REP - Secretary of State		
Vote For 1		
Knute Buehler . . . . .	30	100.00
WRITE-IN . . . . .	0	0.00
Total . . . . .	30	100.00
Overvotes . . . . .	0	
Undervotes . . . . .	45	
REP - State Treasurer		
Vote For 1		
NO CANDIDATE FILED		
WRITE-IN . . . . .	1	100.00
Total . . . . .	1	100.00
Overvotes . . . . .	0	
Undervotes . . . . .	74	
REP - Attorney General		
Vote For 1		
NO CANDIDATE FILED		
WRITE-IN . . . . .	3	100.00
Total . . . . .	3	100.00
Overvotes . . . . .	0	
Undervotes . . . . .	72	

MAY 15, 2012  
PRIMARY ELECTION  
TILLAMOOK COUNTY, OREGON

	Total	Percent
REP - State Representative, 32nd District		
HOUSE DISTRICT 32		
Vote For 1		
Jim Welsh . . . . .	38	100.00
WRITE-IN . . . . .	0	0.00
Total . . . . .	38	100.00
Overvotes . . . . .	0	
Undervotes . . . . .	37	
Judge of the Supreme Court, Position 3		
Vote For 1		
Timothy J Sercombe . . . . .	27	20.45
Nena Cook . . . . .	58	43.94
Richard C Baldwin . . . . .	47	35.61
WRITE-IN . . . . .	0	0.00
Total . . . . .	132	100.00
Overvotes . . . . .	0	
Undervotes . . . . .	91	
Judge of the Supreme Court, Position 2		
Vote For 1		
Dave Brewer . . . . .	102	98.08
WRITE-IN . . . . .	2	1.92
Total . . . . .	104	100.00
Overvotes . . . . .	0	
Undervotes . . . . .	119	
Judge of the Supreme Court, Position 6		
Vote For 1		
Virginia L Linder . . . . .	105	99.06
WRITE-IN . . . . .	1	0.94
Total . . . . .	106	100.00
Overvotes . . . . .	0	
Undervotes . . . . .	117	
Judge of the Court of Appeals, Pos. 6		
Vote For 1		
Tim Volpert . . . . .	37	30.58
Allan J Arlow . . . . .	37	30.58
James C Egan . . . . .	46	38.02
WRITE-IN . . . . .	1	0.83
Total . . . . .	121	100.00
Overvotes . . . . .	0	
Undervotes . . . . .	102	
Judge of the Court of Appeals, Pos. 5		
Vote For 1		
Rick Haselton . . . . .	102	98.08
WRITE-IN . . . . .	2	1.92
Total . . . . .	104	100.00
Overvotes . . . . .	0	
Undervotes . . . . .	119	

MAY 15, 2012  
PRIMARY ELECTION  
TILLAMOOK COUNTY, OREGON

Total Percent

Judge of the Court of Appeals, Pos. 8

Vote For 1

Lynn R Nakamoto . . . . .	104	99.05
WRITE-IN . . . . .	1	0.95
Total . . . . .	105	100.00
Overvotes . . . . .	0	
Undervotes . . . . .	118	

Judge of the Court of Appeals, Pos. 9

Vote For 1

Erika Hadlock . . . . .	103	99.04
WRITE-IN . . . . .	1	0.96
Total . . . . .	104	100.00
Overvotes . . . . .	0	
Undervotes . . . . .	119	

Judge of the Court of Appeals, Pos. 10

Vote For 1

Rex Armstrong . . . . .	97	98.98
WRITE-IN . . . . .	1	1.02
Total . . . . .	98	100.00
Overvotes . . . . .	0	
Undervotes . . . . .	125	

County Commissioner, Pos. No. 1

Vote For 1

Valerie Folkema . . . . .	40	19.42
Steven P Forster . . . . .	19	9.22
John Coopersmith . . . . .	20	9.71
Lisa Phipps . . . . .	54	26.21
Bill Baertlein . . . . .	40	19.42
Jill R Williams . . . . .	19	9.22
Thomas M Donohue . . . . .	14	6.80
WRITE-IN . . . . .	0	0.00
Total . . . . .	206	100.00
Overvotes . . . . .	0	
Undervotes . . . . .	17	

County Commissioner, Position No. 2

Vote For 1

Mark Labhart . . . . .	122	68.54
David Downs . . . . .	56	31.46
WRITE-IN . . . . .	0	0.00
Total . . . . .	178	100.00
Overvotes . . . . .	0	
Undervotes . . . . .	45	

MAY 15, 2012  
PRIMARY ELECTION  
TILLAMOOK COUNTY, OREGON

	Total	Percent
County Assessor		
Vote For 1		
Kari Fleisher . . . . .	82	47.95
Denise Vandecoeveering . . . . .	89	52.05
WRITE-IN . . . . .	0	0.00
Total . . . . .	171	100.00
Overvotes . . . . .	0	
Undervotes . . . . .	52	
County Surveyor		
Vote For 1		
Danny R McNutt . . . . .	102	98.08
WRITE-IN . . . . .	2	1.92
Total . . . . .	104	100.00
Overvotes . . . . .	0	
Undervotes . . . . .	119	
Justice of the Peace		
Vote For 1		
Joel Stevens . . . . .	103	97.17
WRITE-IN . . . . .	3	2.83
Total . . . . .	106	100.00
Overvotes . . . . .	0	
Undervotes . . . . .	117	
29-125		
Vote For 1		
Yes . . . . .	154	74.04
No . . . . .	54	25.96
Total . . . . .	208	100.00
Overvotes . . . . .	0	
Undervotes . . . . .	15	
29-126		
Vote For 1		
Yes . . . . .	78	37.14
No . . . . .	132	62.86
Total . . . . .	210	100.00
Overvotes . . . . .	0	
Undervotes . . . . .	13	

MAY 15, 2012  
PRIMARY ELECTION  
TILLAMOOK COUNTY, OREGON

	Total	Percent
REGISTERED VOTERS - TOTAL . . . . .	662	
REGISTERED VOTERS - DEMOCRAT . . . . .	272	
REGISTERED VOTERS - REPUBLICAN . . . . .	211	
REGISTERED VOTERS - NONPARTISAN . . . . .	179	
BALLOTS COUNTED - TOTAL . . . . .	417	
BALLOTS COUNTED - DEMOCRAT . . . . .	183	
BALLOTS COUNTED - REPUBLICAN . . . . .	141	
BALLOTS COUNTED - NONPARTISAN . . . . .	93	

DEM - United States President and VP

Vote For 1		
Barack Obama . . . . .	135	87.66
WRITE-IN . . . . .	19	12.34
Total . . . . .	154	100.00
Overvotes . . . . .	0	
Undervotes . . . . .	29	

DEM - Rep., 5th District

Vote For 1		
Kurt Schrader . . . . .	127	99.22
WRITE-IN . . . . .	1	0.78
Total . . . . .	128	100.00
Overvotes . . . . .	0	
Undervotes . . . . .	55	

DEM - Secretary of State

Vote For 1		
Kate Brown . . . . .	117	84.17
Paul Damian Wells . . . . .	22	15.83
WRITE-IN . . . . .	0	0.00
Total . . . . .	139	100.00
Overvotes . . . . .	0	
Undervotes . . . . .	44	

DEM - State Treasurer

Vote For 1		
Ted Wheeler . . . . .	117	100.00
WRITE-IN . . . . .	0	0.00
Total . . . . .	117	100.00
Overvotes . . . . .	0	
Undervotes . . . . .	66	

DEM - Attorney General

Vote For 1		
Dwight Holton . . . . .	65	44.22
Ellen Rosenblum . . . . .	82	55.78
WRITE-IN . . . . .	0	0.00
Total . . . . .	147	100.00
Overvotes . . . . .	0	
Undervotes . . . . .	36	

4/16

MAY 15, 2012  
PRIMARY ELECTION  
TILLAMOOK COUNTY, OREGON

	Total	Percent
DEM - State Representative, 32nd District		
HOUSE DISTRICT 32		
Vote For 1		
Deborah Boone . . . . .	125	100.00
WRITE-IN . . . . .	0	0.00
Total . . . . .	125	100.00
Overvotes . . . . .	0	
Undervotes . . . . .	58	
REP - United States President and VP		
Vote For 1		
Rick Santorum . . . . .	7	5.22
Ron Paul . . . . .	24	17.91
Newt Gingrich . . . . .	4	2.99
Mitt Romney . . . . .	96	71.64
WRITE-IN . . . . .	3	2.24
Total . . . . .	134	100.00
Overvotes . . . . .	0	
Undervotes . . . . .	7	
REP - Rep., 5th District		
Vote For 1		
Fred Thompson . . . . .	78	74.29
Karen Bowerman . . . . .	27	25.71
WRITE-IN . . . . .	0	0.00
Total . . . . .	105	100.00
Overvotes . . . . .	0	
Undervotes . . . . .	36	
REP - Secretary of State		
Vote For 1		
Knute Buehler . . . . .	85	98.84
WRITE-IN . . . . .	1	1.16
Total . . . . .	86	100.00
Overvotes . . . . .	0	
Undervotes . . . . .	55	
REP - State Treasurer		
Vote For 1		
NO CANDIDATE FILED		
WRITE-IN . . . . .	5	100.00
Total . . . . .	5	100.00
Overvotes . . . . .	0	
Undervotes . . . . .	136	
REP - Attorney General		
Vote For 1		
NO CANDIDATE FILED		
WRITE-IN . . . . .	8	100.00
Total . . . . .	8	100.00
Overvotes . . . . .	0	
Undervotes . . . . .	133	

MAY 15, 2012  
PRIMARY ELECTION  
TILLAMOOK COUNTY, OREGON

	Total	Percent
REP - State Representative, 32nd District		
HOUSE DISTRICT 32		
Vote For 1		
Jim Welsh . . . . .	86	100.00
WRITE-IN . . . . .	0	0.00
Total . . . . .	86	100.00
Overvotes . . . . .	0	
Undervotes . . . . .	55	
Judge of the Supreme Court, Position 3		
Vote For 1		
Timothy J Sercombe . . . . .	72	26.18
Nena Cook . . . . .	103	37.45
Richard C Baldwin . . . . .	98	35.64
WRITE-IN . . . . .	2	0.73
Total . . . . .	275	100.00
Overvotes . . . . .	0	
Undervotes . . . . .	142	
Judge of the Supreme Court, Position 2		
Vote For 1		
Dave Brewer . . . . .	228	98.28
WRITE-IN . . . . .	4	1.72
Total . . . . .	232	100.00
Overvotes . . . . .	0	
Undervotes . . . . .	185	
Judge of the Supreme Court, Position 6		
Vote For 1		
Virginia L Linder . . . . .	215	98.62
WRITE-IN . . . . .	3	1.38
Total . . . . .	218	100.00
Overvotes . . . . .	0	
Undervotes . . . . .	199	
Judge of the Court of Appeals, Pos. 6		
Vote For 1		
Tim Volpert . . . . .	71	27.00
Allan J Arlow . . . . .	69	26.24
James C Egan . . . . .	120	45.63
WRITE-IN . . . . .	3	1.14
Total . . . . .	263	100.00
Overvotes . . . . .	0	
Undervotes . . . . .	154	
Judge of the Court of Appeals, Pos. 5		
Vote For 1		
Rick Haselton . . . . .	219	99.10
WRITE-IN . . . . .	2	0.90
Total . . . . .	221	100.00
Overvotes . . . . .	0	
Undervotes . . . . .	196	



MAY 15, 2012  
PRIMARY ELECTION  
TILLAMOOK COUNTY, OREGON

	Total	Percent
Judge of the Court of Appeals, Pos. 8		
Vote For 1		
Lynn R Nakamoto . . . . .	225	99.12
WRITE-IN . . . . .	2	0.88
Total . . . . .	227	100.00
Overvotes . . . . .	0	
Undervotes . . . . .	190	
Judge of the Court of Appeals, Pos. 9		
Vote For 1		
Erika Hadlock . . . . .	226	99.56
WRITE-IN . . . . .	1	0.44
Total . . . . .	227	100.00
Overvotes . . . . .	0	
Undervotes . . . . .	190	
Judge of the Court of Appeals, Pos. 10		
Vote For 1		
Rex Armstrong . . . . .	217	99.09
WRITE-IN . . . . .	2	0.91
Total . . . . .	219	100.00
Overvotes . . . . .	0	
Undervotes . . . . .	198	
County Commissioner, Pos. No. 1		
Vote For 1		
Valerie Folkema . . . . .	162	42.30
Steven P Forster . . . . .	37	9.66
John Coopersmith . . . . .	23	6.01
Lisa Phipps . . . . .	72	18.80
Bill Baertlein . . . . .	41	10.70
Jill R Williams . . . . .	34	8.88
Thomas M Donohue . . . . .	13	3.39
WRITE-IN . . . . .	1	0.26
Total . . . . .	383	100.00
Overvotes . . . . .	0	
Undervotes . . . . .	34	
County Commissioner, Position No. 2		
Vote For 1		
Mark Labhart . . . . .	229	67.95
David Downs . . . . .	105	31.16
WRITE-IN . . . . .	3	0.89
Total . . . . .	337	100.00
Overvotes . . . . .	0	
Undervotes . . . . .	80	

MAY 15, 2012  
PRIMARY ELECTION  
TILLAMOOK COUNTY, OREGON

	Total	Percent
County Assessor		
Vote For 1		
Kari Fleisher . . . . .	86	23.56
Denise Vandecoevering . . . . .	277	75.89
WRITE-IN . . . . .	2	0.55
Total . . . . .	365	100.00
Overvotes . . . . .	0	
Undervotes . . . . .	52	
County Surveyor		
Vote For 1		
Danny R McNutt . . . . .	232	98.72
WRITE-IN . . . . .	3	1.28
Total . . . . .	235	100.00
Overvotes . . . . .	0	
Undervotes . . . . .	182	
Justice of the Peace		
Vote For 1		
Joel Stevens . . . . .	230	98.29
WRITE-IN . . . . .	4	1.71
Total . . . . .	234	100.00
Overvotes . . . . .	0	
Undervotes . . . . .	183	
29-125		
Vote For 1		
Yes . . . . .	322	81.93
No . . . . .	71	18.07
Total . . . . .	393	100.00
Overvotes . . . . .	0	
Undervotes . . . . .	24	
29-126		
Vote For 1		
Yes . . . . .	205	52.43
No . . . . .	186	47.57
Total . . . . .	391	100.00
Overvotes . . . . .	0	
Undervotes . . . . .	26	

MAY 15, 2012  
PRIMARY ELECTION  
TILLAMOOK COUNTY, OREGON

	Total	Percent
REGISTERED VOTERS - TOTAL . . . . .	327	
REGISTERED VOTERS - DEMOCRAT . . . . .	133	
REGISTERED VOTERS - REPUBLICAN . . . . .	102	
REGISTERED VOTERS - NONPARTISAN . . . . .	92	
BALLOTS COUNTED - TOTAL . . . . .	166	
BALLOTS COUNTED - DEMOCRAT . . . . .	71	
BALLOTS COUNTED - REPUBLICAN . . . . .	58	
BALLOTS COUNTED - NONPARTISAN . . . . .	37	

DEM - United States President and VP

Vote For 1

Barack Obama . . . . .	57	93.44
WRITE-IN . . . . .	4	6.56
Total . . . . .	61	100.00
Overvotes . . . . .	0	
Undervotes . . . . .	10	

DEM - Rep., 5th District

Vote For 1

Kurt Schrader . . . . .	53	98.15
WRITE-IN . . . . .	1	1.85
Total . . . . .	54	100.00
Overvotes . . . . .	0	
Undervotes . . . . .	17	

DEM - Secretary of State

Vote For 1

Kate Brown . . . . .	55	94.83
Paul Damian Wells . . . . .	3	5.17
WRITE-IN . . . . .	0	0.00
Total . . . . .	58	100.00
Overvotes . . . . .	0	
Undervotes . . . . .	13	

DEM - State Treasurer

Vote For 1

Ted Wheeler . . . . .	50	100.00
WRITE-IN . . . . .	0	0.00
Total . . . . .	50	100.00
Overvotes . . . . .	0	
Undervotes . . . . .	21	

DEM - Attorney General

Vote For 1

Dwight Holton . . . . .	11	18.97
Ellen Rosenblum . . . . .	47	81.03
WRITE-IN . . . . .	0	0.00
Total . . . . .	58	100.00
Overvotes . . . . .	0	
Undervotes . . . . .	13	

MAY 15, 2012  
PRIMARY ELECTION  
TILLAMOOK COUNTY, OREGON

	Total	Percent
DEM - State Senator, 5th District		
SENATE DISTRICT 5		
Vote For 1		
Arnie Roblan . . . . .	42	97.67
WRITE-IN . . . . .	1	2.33
Total . . . . .	43	100.00
Overvotes . . . . .	0	
Undervotes . . . . .	28	
DEM - State Representative, 10th District		
HOUSE DISTRICT 10		
Vote For 1		
David Gomberg . . . . .	41	100.00
WRITE-IN . . . . .	0	0.00
Total . . . . .	41	100.00
Overvotes . . . . .	0	
Undervotes . . . . .	30	
REP - United States President and VP		
Vote For 1		
Rick Santorum . . . . .	5	9.43
Ron Paul . . . . .	9	16.98
Newt Gingrich . . . . .	4	7.55
Mitt Romney . . . . .	35	66.04
WRITE-IN . . . . .	0	0.00
Total . . . . .	53	100.00
Overvotes . . . . .	0	
Undervotes . . . . .	5	
REP - Rep., 5th District		
Vote For 1		
Fred Thompson . . . . .	35	72.92
Karen Bowerman . . . . .	12	25.00
WRITE-IN . . . . .	1	2.08
Total . . . . .	48	100.00
Overvotes . . . . .	0	
Undervotes . . . . .	10	
REP - Secretary of State		
Vote For 1		
Knute Buehler . . . . .	33	97.06
WRITE-IN . . . . .	1	2.94
Total . . . . .	34	100.00
Overvotes . . . . .	0	
Undervotes . . . . .	24	
REP - State Treasurer		
Vote For 1		
NO CANDIDATE FILED		
WRITE-IN . . . . .	1	100.00
Total . . . . .	1	100.00
Overvotes . . . . .	0	
Undervotes . . . . .	57	

MAY 15, 2012  
PRIMARY ELECTION  
TILLAMOOK COUNTY, OREGON

	Total	Percent
REP - Attorney General		
Vote For 1		
NO CANDIDATE FILED		
WRITE-IN . . . . .	1	100.00
Total . . . . .	1	100.00
Overvotes . . . . .	0	
Undervotes . . . . .	57	
REP - State Senator, 5th District		
SENATE DISTRICT 5		
Vote For 1		
Scott Roberts . . . . .	34	100.00
WRITE-IN . . . . .	0	0.00
Total . . . . .	34	100.00
Overvotes . . . . .	0	
Undervotes . . . . .	24	
REP - State Representative, 10th District		
HOUSE DISTRICT 10		
Vote For 1		
Jerome Grant . . . . .	29	100.00
WRITE-IN . . . . .	0	0.00
Total . . . . .	29	100.00
Overvotes . . . . .	0	
Undervotes . . . . .	29	
Judge of the Supreme Court, Position 3		
Vote For 1		
Timothy J Sercombe . . . . .	22	21.36
Nena Cook . . . . .	43	41.75
Richard C Baldwin . . . . .	36	34.95
WRITE-IN . . . . .	2	1.94
Total . . . . .	103	100.00
Overvotes . . . . .	0	
Undervotes . . . . .	63	
Judge of the Supreme Court, Position 2		
Vote For 1		
Dave Brewer . . . . .	82	100.00
WRITE-IN . . . . .	0	0.00
Total . . . . .	82	100.00
Overvotes . . . . .	0	
Undervotes . . . . .	84	
Judge of the Supreme Court, Position 6		
Vote For 1		
Virginia L Linder . . . . .	76	96.20
WRITE-IN . . . . .	3	3.80
Total . . . . .	79	100.00
Overvotes . . . . .	0	
Undervotes . . . . .	87	

MAY 15, 2012  
PRIMARY ELECTION  
TILLAMOOK COUNTY, OREGON

	Total	Percent
Judge of the Court of Appeals, Pos. 6		
Vote For 1		
Tim Volpert . . . . .	31	31.00
Allan J Arlow . . . . .	21	21.00
James C Egan . . . . .	47	47.00
WRITE-IN . . . . .	1	1.00
Total . . . . .	100	100.00
Overvotes . . . . .	0	
Undervotes . . . . .	66	
Judge of the Court of Appeals, Pos. 5		
Vote For 1		
Rick Haselton . . . . .	78	98.73
WRITE-IN . . . . .	1	1.27
Total . . . . .	79	100.00
Overvotes . . . . .	0	
Undervotes . . . . .	87	
Judge of the Court of Appeals, Pos. 8		
Vote For 1		
Lynn R Nakamoto . . . . .	84	98.82
WRITE-IN . . . . .	1	1.18
Total . . . . .	85	100.00
Overvotes . . . . .	0	
Undervotes . . . . .	81	
Judge of the Court of Appeals, Pos. 9		
Vote For 1		
Erika Hadlock . . . . .	82	98.80
WRITE-IN . . . . .	1	1.20
Total . . . . .	83	100.00
Overvotes . . . . .	0	
Undervotes . . . . .	83	
Judge of the Court of Appeals, Pos. 10		
Vote For 1		
Rex Armstrong . . . . .	80	98.77
WRITE-IN . . . . .	1	1.23
Total . . . . .	81	100.00
Overvotes . . . . .	0	
Undervotes . . . . .	85	

MAY 15, 2012  
PRIMARY ELECTION  
TILLAMOOK COUNTY, OREGON

		Total	Percent
County Commissioner, Pos. No. 1			
Vote For 1			
Valerie Folkema . . . . .	30	21.43	
Steven P Forster . . . . .	16	11.43	
John Coopersmith . . . . .	2	1.43	
Lisa Phipps . . . . .	40	28.57	
Bill Baertlein . . . . .	26	18.57	
Jill R Williams . . . . .	8	5.71	
Thomas M Donohue . . . . .	18	12.86	
WRITE-IN . . . . .	0	0.00	
Total . . . . .	140	100.00	
Overvotes . . . . .	0		
Undervotes . . . . .	26		

County Commissioner, Position No. 2			
Vote For 1			
Mark Labhart . . . . .	97	69.29	
David Downs . . . . .	43	30.71	
WRITE-IN . . . . .	0	0.00	
Total . . . . .	140	100.00	
Overvotes . . . . .	0		
Undervotes . . . . .	26		

County Assessor			
Vote For 1			
Kari Fleisher . . . . .	46	38.33	
Denise Vandecoeveering . . . . .	72	60.00	
WRITE-IN . . . . .	2	1.67	
Total . . . . .	120	100.00	
Overvotes . . . . .	0		
Undervotes . . . . .	46		

County Surveyor			
Vote For 1			
Danny R McNutt . . . . .	84	97.67	
WRITE-IN . . . . .	2	2.33	
Total . . . . .	86	100.00	
Overvotes . . . . .	0		
Undervotes . . . . .	80		

Justice of the Peace			
Vote For 1			
Joel Stevens . . . . .	80	98.77	
WRITE-IN . . . . .	1	1.23	
Total . . . . .	81	100.00	
Overvotes . . . . .	0		
Undervotes . . . . .	85		

MAY 15, 2012  
PRIMARY ELECTION  
TILLAMOOK COUNTY, OREGON

	Total	Percent
29-125		
Vote For 1		
Yes . . . . .	136	88.89
No . . . . .	17	11.11
Total . . . . .	153	100.00
Overvotes . . . . .	0	
Undervotes . . . . .	13	
29-126		
Vote For 1		
Yes . . . . .	83	53.21
No . . . . .	73	46.79
Total . . . . .	156	100.00
Overvotes . . . . .	0	
Undervotes . . . . .	10	



MAY 15, 2012  
PRIMARY ELECTION  
TILLAMOOK COUNTY, OREGON

	Total	Percent
REGISTERED VOTERS - TOTAL . . . . .	453	
REGISTERED VOTERS - DEMOCRAT . . . . .	171	
REGISTERED VOTERS - REPUBLICAN . . . . .	176	
REGISTERED VOTERS - NONPARTISAN . . . . .	106	
BALLOTS COUNTED - TOTAL . . . . .	271	
BALLOTS COUNTED - DEMOCRAT . . . . .	122	
BALLOTS COUNTED - REPUBLICAN . . . . .	108	
BALLOTS COUNTED - NONPARTISAN . . . . .	41	

DEM - United States President and VP  
Vote For 1

Barack Obama . . . . .	89	92.71
WRITE-IN . . . . .	7	7.29
Total . . . . .	96	100.00
Overvotes . . . . .	0	
Undervotes . . . . .	26	

DEM - Rep., 5th District  
Vote For 1

Kurt Schrader . . . . .	90	100.00
WRITE-IN . . . . .	0	0.00
Total . . . . .	90	100.00
Overvotes . . . . .	0	
Undervotes . . . . .	32	

DEM - Secretary of State  
Vote For 1

Kate Brown . . . . .	89	89.90
Paul Damian Wells . . . . .	10	10.10
WRITE-IN . . . . .	0	0.00
Total . . . . .	99	100.00
Overvotes . . . . .	0	
Undervotes . . . . .	23	

DEM - State Treasurer  
Vote For 1

Ted Wheeler . . . . .	82	100.00
WRITE-IN . . . . .	0	0.00
Total . . . . .	82	100.00
Overvotes . . . . .	0	
Undervotes . . . . .	40	

DEM - Attorney General  
Vote For 1

Dwight Holton . . . . .	39	38.24
Ellen Rosenblum . . . . .	63	61.76
WRITE-IN . . . . .	0	0.00
Total . . . . .	102	100.00
Overvotes . . . . .	0	
Undervotes . . . . .	20	

MAY 15, 2012  
PRIMARY ELECTION  
TILLAMOOK COUNTY, OREGON

	Total	Percent
DEM - State Representative, 32nd District		
HOUSE DISTRICT 32		
Vote For 1		
Deborah Boone . . . . .	92	100.00
WRITE-IN . . . . .	0	0.00
Total . . . . .	92	100.00
Overvotes . . . . .	0	
Undervotes . . . . .	30	
REP - United States President and VP		
Vote For 1		
Rick Santorum . . . . .	8	8.25
Ron Paul . . . . .	20	20.62
Newt Gingrich . . . . .	5	5.15
Mitt Romney . . . . .	61	62.89
WRITE-IN . . . . .	3	3.09
Total . . . . .	97	100.00
Overvotes . . . . .	0	
Undervotes . . . . .	11	
REP - Rep., 5th District		
Vote For 1		
Fred Thompson . . . . .	58	75.32
Karen Bowerman . . . . .	19	24.68
WRITE-IN . . . . .	0	0.00
Total . . . . .	77	100.00
Overvotes . . . . .	0	
Undervotes . . . . .	31	
REP - Secretary of State		
Vote For 1		
Knute Buehler . . . . .	52	100.00
WRITE-IN . . . . .	0	0.00
Total . . . . .	52	100.00
Overvotes . . . . .	0	
Undervotes . . . . .	56	
REP - State Treasurer		
Vote For 1		
NO CANDIDATE FILED		
WRITE-IN . . . . .	3	100.00
Total . . . . .	3	100.00
Overvotes . . . . .	0	
Undervotes . . . . .	105	
REP - Attorney General		
Vote For 1		
NO CANDIDATE FILED		
WRITE-IN . . . . .	2	100.00
Total . . . . .	2	100.00
Overvotes . . . . .	0	
Undervotes . . . . .	106	

MAY 15, 2012  
PRIMARY ELECTION  
TILLAMOOK COUNTY, OREGON

	Total	Percent
REP - State Representative, 32nd District		
HOUSE DISTRICT 32		
Vote For 1		
Jim Welsh . . . . .	53	100.00
WRITE-IN . . . . .	0	0.00
Total . . . . .	53	100.00
Overvotes . . . . .	0	
Undervotes . . . . .	55	
Judge of the Supreme Court, Position 3		
Vote For 1		
Timothy J Sercombe . . . . .	41	25.31
Nena Cook . . . . .	67	41.36
Richard C Baldwin . . . . .	54	33.33
WRITE-IN . . . . .	0	0.00
Total . . . . .	162	100.00
Overvotes . . . . .	0	
Undervotes . . . . .	109	
Judge of the Supreme Court, Position 2		
Vote For 1		
Dave Brewer . . . . .	131	100.00
WRITE-IN . . . . .	0	0.00
Total . . . . .	131	100.00
Overvotes . . . . .	0	
Undervotes . . . . .	140	
Judge of the Supreme Court, Position 6		
Vote For 1		
Virginia L Linder . . . . .	125	100.00
WRITE-IN . . . . .	0	0.00
Total . . . . .	125	100.00
Overvotes . . . . .	0	
Undervotes . . . . .	146	
Judge of the Court of Appeals, Pos. 6		
Vote For 1		
Tim Volpert . . . . .	41	26.28
Allan J Arlow . . . . .	44	28.21
James C Egan . . . . .	71	45.51
WRITE-IN . . . . .	0	0.00
Total . . . . .	156	100.00
Overvotes . . . . .	0	
Undervotes . . . . .	115	
Judge of the Court of Appeals, Pos. 5		
Vote For 1		
Rick Haselton . . . . .	125	100.00
WRITE-IN . . . . .	0	0.00
Total . . . . .	125	100.00
Overvotes . . . . .	0	
Undervotes . . . . .	146	

MAY 15, 2012  
PRIMARY ELECTION  
TILLAMOOK COUNTY, OREGON

	Total	Percent
Judge of the Court of Appeals, Pos. 8		
Vote For 1		
Lynn R Nakamoto . . . . .	129	100.00
WRITE-IN . . . . .	0	0.00
Total . . . . .	129	100.00
Overvotes . . . . .	0	
Undervotes . . . . .	142	
Judge of the Court of Appeals, Pos. 9		
Vote For 1		
Erika Hadlock . . . . .	128	100.00
WRITE-IN . . . . .	0	0.00
Total . . . . .	128	100.00
Overvotes . . . . .	0	
Undervotes . . . . .	143	
Judge of the Court of Appeals, Pos. 10		
Vote For 1		
Rex Armstrong . . . . .	124	100.00
WRITE-IN . . . . .	0	0.00
Total . . . . .	124	100.00
Overvotes . . . . .	0	
Undervotes . . . . .	147	
County Commissioner, Pos. No. 1		
Vote For 1		
Valerie Folkema . . . . .	44	17.32
Steven P Forster . . . . .	52	20.47
John Coopersmith . . . . .	5	1.97
Lisa Phipps . . . . .	46	18.11
Bill Baertlein . . . . .	71	27.95
Jill R Williams . . . . .	34	13.39
Thomas M Donohue . . . . .	2	0.79
WRITE-IN . . . . .	0	0.00
Total . . . . .	254	100.00
Overvotes . . . . .	0	
Undervotes . . . . .	17	
County Commissioner, Position No. 2		
Vote For 1		
Mark Labhart . . . . .	169	72.53
David Downs . . . . .	63	27.04
WRITE-IN . . . . .	1	0.43
Total . . . . .	233	100.00
Overvotes . . . . .	0	
Undervotes . . . . .	38	

MAY 15, 2012  
PRIMARY ELECTION  
TILLAMOOK COUNTY, OREGON

	Total	Percent
County Assessor		
Vote For 1		
Kari Fleisher . . . . .	55	25.35
Denise Vandecoeveering . . . . .	162	74.65
WRITE-IN . . . . .	0	0.00
Total . . . . .	217	100.00
Overvotes . . . . .	0	
Undervotes . . . . .	54	
County Surveyor		
Vote For 1		
Danny R McNutt . . . . .	159	100.00
WRITE-IN . . . . .	0	0.00
Total . . . . .	159	100.00
Overvotes . . . . .	0	
Undervotes . . . . .	112	
Justice of the Peace		
Vote For 1		
Joel Stevens . . . . .	156	99.36
WRITE-IN . . . . .	1	0.64
Total . . . . .	157	100.00
Overvotes . . . . .	0	
Undervotes . . . . .	114	
29-125		
Vote For 1		
Yes . . . . .	205	82.66
No . . . . .	43	17.34
Total . . . . .	248	100.00
Overvotes . . . . .	1	
Undervotes . . . . .	22	
29-126		
Vote For 1		
Yes . . . . .	121	47.45
No . . . . .	134	52.55
Total . . . . .	255	100.00
Overvotes . . . . .	0	
Undervotes . . . . .	16	

MAY 15, 2012  
PRIMARY ELECTION  
TILLAMOOK COUNTY, OREGON

	Total	Percent
REGISTERED VOTERS - TOTAL . . . . .	445	
REGISTERED VOTERS - DEMOCRAT . . . . .	135	
REGISTERED VOTERS - REPUBLICAN . . . . .	220	
REGISTERED VOTERS - NONPARTISAN . . . . .	90	
BALLOTS COUNTED - TOTAL . . . . .	288	
BALLOTS COUNTED - DEMOCRAT . . . . .	103	
BALLOTS COUNTED - REPUBLICAN . . . . .	149	
BALLOTS COUNTED - NONPARTISAN . . . . .	36	

DEM - United States President and VP  
Vote For 1

Barack Obama . . . . .	73	90.12
WRITE-IN . . . . .	8	9.88
Total . . . . .	81	100.00
Overvotes . . . . .	0	
Undervotes . . . . .	22	

DEM - Rep., 5th District  
Vote For 1

Kurt Schrader . . . . .	78	98.73
WRITE-IN . . . . .	1	1.27
Total . . . . .	79	100.00
Overvotes . . . . .	0	
Undervotes . . . . .	24	

DEM - Secretary of State  
Vote For 1

Kate Brown . . . . .	71	87.65
Paul Damian Wells . . . . .	10	12.35
WRITE-IN . . . . .	0	0.00
Total . . . . .	81	100.00
Overvotes . . . . .	0	
Undervotes . . . . .	22	

DEM - State Treasurer  
Vote For 1

Ted Wheeler . . . . .	72	100.00
WRITE-IN . . . . .	0	0.00
Total . . . . .	72	100.00
Overvotes . . . . .	0	
Undervotes . . . . .	31	

DEM - Attorney General  
Vote For 1

Dwight Holton . . . . .	32	39.02
Ellen Rosenblum . . . . .	50	60.98
WRITE-IN . . . . .	0	0.00
Total . . . . .	82	100.00
Overvotes . . . . .	0	
Undervotes . . . . .	21	

MAY 15, 2012  
PRIMARY ELECTION  
TILLAMOOK COUNTY, OREGON

	Total	Percent
DEM - State Representative, 32nd District		
HOUSE DISTRICT 32		
Vote For 1		
Deborah Boone . . . . .	81	98.78
WRITE-IN . . . . .	1	1.22
Total . . . . .	82	100.00
Overvotes . . . . .	0	
Undervotes . . . . .	21	
REP - United States President and VP		
Vote For 1		
Rick Santorum . . . . .	18	13.74
Ron Paul . . . . .	22	16.79
Newt Gingrich . . . . .	10	7.63
Mitt Romney . . . . .	80	61.07
WRITE-IN . . . . .	1	0.76
Total . . . . .	131	100.00
Overvotes . . . . .	0	
Undervotes . . . . .	18	
REP - Rep., 5th District		
Vote For 1		
Fred Thompson . . . . .	73	68.87
Karen Bowerman . . . . .	32	30.19
WRITE-IN . . . . .	1	0.94
Total . . . . .	106	100.00
Overvotes . . . . .	0	
Undervotes . . . . .	43	
REP - Secretary of State		
Vote For 1		
Knute Buehler . . . . .	77	100.00
WRITE-IN . . . . .	0	0.00
Total . . . . .	77	100.00
Overvotes . . . . .	0	
Undervotes . . . . .	72	
REP - State Treasurer		
Vote For 1		
NO CANDIDATE FILED		
WRITE-IN . . . . .	1	100.00
Total . . . . .	1	100.00
Overvotes . . . . .	0	
Undervotes . . . . .	148	
REP - Attorney General		
Vote For 1		
NO CANDIDATE FILED		
WRITE-IN . . . . .	2	100.00
Total . . . . .	2	100.00
Overvotes . . . . .	0	
Undervotes . . . . .	147	

MAY 15, 2012  
PRIMARY ELECTION  
TILLAMOOK COUNTY, OREGON

	Total	Percent
REP - State Representative, 32nd District		
HOUSE DISTRICT 32		
Vote For 1		
Jim Welsh . . . . .	69	100.00
WRITE-IN . . . . .	0	0.00
Total . . . . .	69	100.00
Overvotes . . . . .	0	
Undervotes . . . . .	80	
Judge of the Supreme Court, Position 3		
Vote For 1		
Timothy J Sercombe . . . . .	45	26.32
Nena Cook . . . . .	57	33.33
Richard C Baldwin . . . . .	69	40.35
WRITE-IN . . . . .	0	0.00
Total . . . . .	171	100.00
Overvotes . . . . .	2	
Undervotes . . . . .	115	
Judge of the Supreme Court, Position 2		
Vote For 1		
Dave Brewer . . . . .	139	100.00
WRITE-IN . . . . .	0	0.00
Total . . . . .	139	100.00
Overvotes . . . . .	0	
Undervotes . . . . .	149	
Judge of the Supreme Court, Position 6		
Vote For 1		
Virginia L Linder . . . . .	123	98.40
WRITE-IN . . . . .	2	1.60
Total . . . . .	125	100.00
Overvotes . . . . .	0	
Undervotes . . . . .	163	
Judge of the Court of Appeals, Pos. 6		
Vote For 1		
Tim Volpert . . . . .	41	26.97
Allan J Arlow . . . . .	34	22.37
James C Egan . . . . .	77	50.66
WRITE-IN . . . . .	0	0.00
Total . . . . .	152	100.00
Overvotes . . . . .	0	
Undervotes . . . . .	136	
Judge of the Court of Appeals, Pos. 5		
Vote For 1		
Rick Haselton . . . . .	130	100.00
WRITE-IN . . . . .	0	0.00
Total . . . . .	130	100.00
Overvotes . . . . .	0	
Undervotes . . . . .	158	

64



MAY 15, 2012  
PRIMARY ELECTION  
TILLAMOOK COUNTY, OREGON

	Total	Percent
Judge of the Court of Appeals, Pos. 8		
Vote For 1		
Lynn R Nakamoto . . . . .	129	100.00
WRITE-IN . . . . .	0	0.00
Total . . . . .	129	100.00
Overvotes . . . . .	0	
Undervotes . . . . .	159	
Judge of the Court of Appeals, Pos. 9		
Vote For 1		
Erika Hadlock . . . . .	131	100.00
WRITE-IN . . . . .	0	0.00
Total . . . . .	131	100.00
Overvotes . . . . .	0	
Undervotes . . . . .	157	
Judge of the Court of Appeals, Pos. 10		
Vote For 1		
Rex Armstrong . . . . .	127	99.22
WRITE-IN . . . . .	1	0.78
Total . . . . .	128	100.00
Overvotes . . . . .	0	
Undervotes . . . . .	160	
County Commissioner, Pos. No. 1		
Vote For 1		
Valerie Folkema . . . . .	25	9.09
Steven P Forster . . . . .	56	20.36
John Coopersmith . . . . .	8	2.91
Lisa Phipps . . . . .	36	13.09
Bill Baertlein . . . . .	81	29.45
Jill R Williams . . . . .	66	24.00
Thomas M Donohue . . . . .	3	1.09
WRITE-IN . . . . .	0	0.00
Total . . . . .	275	100.00
Overvotes . . . . .	1	
Undervotes . . . . .	12	
County Commissioner, Position No. 2		
Vote For 1		
Mark Labhart . . . . .	176	67.18
David Downs . . . . .	86	32.82
WRITE-IN . . . . .	0	0.00
Total . . . . .	262	100.00
Overvotes . . . . .	0	
Undervotes . . . . .	26	

65

MAY 15, 2012  
PRIMARY ELECTION  
TILLAMOOK COUNTY, OREGON

	Total	Percent
County Assessor		
Vote For 1		
Kari Fleisher . . . . .	66	28.21
Denise Vandecoeveering . . . . .	168	71.79
WRITE-IN . . . . .	0	0.00
Total . . . . .	234	100.00
Overvotes . . . . .	0	
Undervotes . . . . .	54	
County Surveyor		
Vote For 1		
Danny R McNutt . . . . .	170	100.00
WRITE-IN . . . . .	0	0.00
Total . . . . .	170	100.00
Overvotes . . . . .	0	
Undervotes . . . . .	118	
Justice of the Peace		
Vote For 1		
Joel Stevens . . . . .	159	98.76
WRITE-IN . . . . .	2	1.24
Total . . . . .	161	100.00
Overvotes . . . . .	0	
Undervotes . . . . .	127	
29-125		
Vote For 1		
Yes . . . . .	206	78.03
No . . . . .	58	21.97
Total . . . . .	264	100.00
Overvotes . . . . .	0	
Undervotes . . . . .	24	
29-126		
Vote For 1		
Yes . . . . .	104	38.38
No . . . . .	167	61.62
Total . . . . .	271	100.00
Overvotes . . . . .	0	
Undervotes . . . . .	17	

W6

MAY 15, 2012  
PRIMARY ELECTION  
TILLAMOOK COUNTY, OREGON

	Total	Percent
REGISTERED VOTERS - TOTAL . . . . .	375	
REGISTERED VOTERS - DEMOCRAT . . . . .	180	
REGISTERED VOTERS - REPUBLICAN . . . . .	103	
REGISTERED VOTERS - NONPARTISAN . . . . .	92	
BALLOTS COUNTED - TOTAL . . . . .	209	
BALLOTS COUNTED - DEMOCRAT . . . . .	106	
BALLOTS COUNTED - REPUBLICAN . . . . .	63	
BALLOTS COUNTED - NONPARTISAN . . . . .	40	
DEM - United States President and VP		
Vote For 1		
Barack Obama . . . . .	83	94.32
WRITE-IN . . . . .	5	5.68
Total . . . . .	88	100.00
Overvotes . . . . .	0	
Undervotes . . . . .	18	
DEM - Rep., 5th District		
Vote For 1		
Kurt Schrader . . . . .	78	100.00
WRITE-IN . . . . .	0	0.00
Total . . . . .	78	100.00
Overvotes . . . . .	0	
Undervotes . . . . .	28	
DEM - Secretary of State		
Vote For 1		
Kate Brown . . . . .	84	91.30
Paul Damian Wells . . . . .	8	8.70
WRITE-IN . . . . .	0	0.00
Total . . . . .	92	100.00
Overvotes . . . . .	0	
Undervotes . . . . .	14	
DEM - State Treasurer		
Vote For 1		
Ted Wheeler . . . . .	78	100.00
WRITE-IN . . . . .	0	0.00
Total . . . . .	78	100.00
Overvotes . . . . .	0	
Undervotes . . . . .	28	
DEM - Attorney General		
Vote For 1		
Dwight Holton . . . . .	31	35.63
Ellen Rosenblum . . . . .	56	64.37
WRITE-IN . . . . .	0	0.00
Total . . . . .	87	100.00
Overvotes . . . . .	0	
Undervotes . . . . .	19	

MAY 15, 2012  
PRIMARY ELECTION  
TILLAMOOK COUNTY, OREGON

	Total	Percent
DEM - State Representative, 32nd District		
HOUSE DISTRICT 32		
Vote For 1		
Deborah Boone . . . . .	83	97.65
WRITE-IN . . . . .	2	2.35
Total . . . . .	85	100.00
Overvotes . . . . .	0	
Undervotes . . . . .	21	
REP - United States President and VP		
Vote For 1		
Rick Santorum . . . . .	5	8.93
Ron Paul . . . . .	8	14.29
Newt Gingrich . . . . .	2	3.57
Mitt Romney . . . . .	41	73.21
WRITE-IN . . . . .	0	0.00
Total . . . . .	56	100.00
Overvotes . . . . .	0	
Undervotes . . . . .	7	
REP - Rep., 5th District		
Vote For 1		
Fred Thompson . . . . .	29	69.05
Karen Bowerman . . . . .	12	28.57
WRITE-IN . . . . .	1	2.38
Total . . . . .	42	100.00
Overvotes . . . . .	0	
Undervotes . . . . .	21	
REP - Secretary of State		
Vote For 1		
Knute Buehler . . . . .	38	97.44
WRITE-IN . . . . .	1	2.56
Total . . . . .	39	100.00
Overvotes . . . . .	0	
Undervotes . . . . .	24	
REP - State Treasurer		
Vote For 1		
NO CANDIDATE FILED		
WRITE-IN . . . . .	5	100.00
Total . . . . .	5	100.00
Overvotes . . . . .	0	
Undervotes . . . . .	58	
REP - Attorney General		
Vote For 1		
NO CANDIDATE FILED		
WRITE-IN . . . . .	6	100.00
Total . . . . .	6	100.00
Overvotes . . . . .	0	
Undervotes . . . . .	57	

68

MAY 15, 2012  
PRIMARY ELECTION  
TILLAMOOK COUNTY, OREGON

	Total	Percent
REP - State Representative, 32nd District		
HOUSE DISTRICT 32		
Vote For 1		
Jim Welsh . . . . .	39	95.12
WRITE-IN . . . . .	2	4.88
Total . . . . .	41	100.00
Overvotes . . . . .	0	
Undervotes . . . . .	22	
Judge of the Supreme Court, Position 3		
Vote For 1		
Timothy J Sercombe . . . . .	44	36.67
Nena Cook . . . . .	40	33.33
Richard C Baldwin . . . . .	36	30.00
WRITE-IN . . . . .	0	0.00
Total . . . . .	120	100.00
Overvotes . . . . .	0	
Undervotes . . . . .	89	
Judge of the Supreme Court, Position 2		
Vote For 1		
Dave Brewer . . . . .	100	100.00
WRITE-IN . . . . .	0	0.00
Total . . . . .	100	100.00
Overvotes . . . . .	0	
Undervotes . . . . .	109	
Judge of the Supreme Court, Position 6		
Vote For 1		
Virginia L Linder . . . . .	90	100.00
WRITE-IN . . . . .	0	0.00
Total . . . . .	90	100.00
Overvotes . . . . .	0	
Undervotes . . . . .	119	
Judge of the Court of Appeals, Pos. 6		
Vote For 1		
Tim Volpert . . . . .	49	41.88
Allan J Arlow . . . . .	22	18.80
James C Egan . . . . .	46	39.32
WRITE-IN . . . . .	0	0.00
Total . . . . .	117	100.00
Overvotes . . . . .	0	
Undervotes . . . . .	92	
Judge of the Court of Appeals, Pos. 5		
Vote For 1		
Rick Haselton . . . . .	91	100.00
WRITE-IN . . . . .	0	0.00
Total . . . . .	91	100.00
Overvotes . . . . .	0	
Undervotes . . . . .	118	

MAY 15, 2012  
PRIMARY ELECTION  
TILLAMOOK COUNTY, OREGON

	Total	Percent
Judge of the Court of Appeals, Pos. 8		
Vote For 1		
Lynn R Nakamoto . . . . .	99	100.00
WRITE-IN . . . . .	0	0.00
Total . . . . .	99	100.00
Overvotes . . . . .	0	
Undervotes . . . . .	110	
Judge of the Court of Appeals, Pos. 9		
Vote For 1		
Erika Hadlock . . . . .	95	100.00
WRITE-IN . . . . .	0	0.00
Total . . . . .	95	100.00
Overvotes . . . . .	0	
Undervotes . . . . .	114	
Judge of the Court of Appeals, Pos. 10		
Vote For 1		
Rex Armstrong . . . . .	92	100.00
WRITE-IN . . . . .	0	0.00
Total . . . . .	92	100.00
Overvotes . . . . .	0	
Undervotes . . . . .	117	
County Commissioner, Pos. No. 1		
Vote For 1		
Valerie Folkema . . . . .	44	23.28
Steven P Forster . . . . .	16	8.47
John Coopersmith . . . . .	29	15.34
Lisa Phipps . . . . .	68	35.98
Bill Baertlein . . . . .	6	3.17
Jill R Williams . . . . .	15	7.94
Thomas M Donohue . . . . .	11	5.82
WRITE-IN . . . . .	0	0.00
Total . . . . .	189	100.00
Overvotes . . . . .	0	
Undervotes . . . . .	20	
County Commissioner, Position No. 2		
Vote For 1		
Mark Labhart . . . . .	124	73.81
David Downs . . . . .	44	26.19
WRITE-IN . . . . .	0	0.00
Total . . . . .	168	100.00
Overvotes . . . . .	0	
Undervotes . . . . .	41	

MAY 15, 2012  
PRIMARY ELECTION  
TILLAMOOK COUNTY, OREGON

	Total	Percent
County Assessor		
Vote For 1		
Kari Fleisher . . . . .	63	39.62
Denise Vandecoeveering . . . . .	96	60.38
WRITE-IN . . . . .	0	0.00
Total . . . . .	159	100.00
Overvotes . . . . .	0	
Undervotes . . . . .	50	
County Surveyor		
Vote For 1		
Danny R McNutt . . . . .	97	100.00
WRITE-IN . . . . .	0	0.00
Total . . . . .	97	100.00
Overvotes . . . . .	0	
Undervotes . . . . .	112	
Justice of the Peace		
Vote For 1		
Joel Stevens . . . . .	100	99.01
WRITE-IN . . . . .	1	0.99
Total . . . . .	101	100.00
Overvotes . . . . .	0	
Undervotes . . . . .	108	
29-125		
Vote For 1		
Yes . . . . .	159	80.71
No . . . . .	38	19.29
Total . . . . .	197	100.00
Overvotes . . . . .	0	
Undervotes . . . . .	12	
29-126		
Vote For 1		
Yes . . . . .	104	51.49
No . . . . .	98	48.51
Total . . . . .	202	100.00
Overvotes . . . . .	0	
Undervotes . . . . .	7	

MAY 15, 2012  
PRIMARY ELECTION  
TILLAMOOK COUNTY, OREGON

	Total	Percent
REGISTERED VOTERS - TOTAL . . . . .	512	
REGISTERED VOTERS - DEMOCRAT . . . . .	232	
REGISTERED VOTERS - REPUBLICAN . . . . .	147	
REGISTERED VOTERS - NONPARTISAN . . . . .	133	
BALLOTS COUNTED - TOTAL . . . . .	269	
BALLOTS COUNTED - DEMOCRAT . . . . .	127	
BALLOTS COUNTED - REPUBLICAN . . . . .	87	
BALLOTS COUNTED - NONPARTISAN . . . . .	55	

DEM - United States President and VP  
Vote For 1

Barack Obama . . . . .	114	98.28
WRITE-IN . . . . .	2	1.72
Total . . . . .	116	100.00
Overvotes . . . . .	0	
Undervotes . . . . .	11	

DEM - Rep., 5th District  
Vote For 1

Kurt Schrader . . . . .	105	99.06
WRITE-IN . . . . .	1	0.94
Total . . . . .	106	100.00
Overvotes . . . . .	0	
Undervotes . . . . .	21	

DEM - Secretary of State  
Vote For 1

Kate Brown . . . . .	105	92.92
Paul Damian Wells . . . . .	8	7.08
WRITE-IN . . . . .	0	0.00
Total . . . . .	113	100.00
Overvotes . . . . .	0	
Undervotes . . . . .	14	

DEM - State Treasurer  
Vote For 1

Ted Wheeler . . . . .	107	100.00
WRITE-IN . . . . .	0	0.00
Total . . . . .	107	100.00
Overvotes . . . . .	0	
Undervotes . . . . .	20	

DEM - Attorney General  
Vote For 1

Dwight Holton . . . . .	39	35.45
Ellen Rosenblum . . . . .	71	64.55
WRITE-IN . . . . .	0	0.00
Total . . . . .	110	100.00
Overvotes . . . . .	0	
Undervotes . . . . .	17	



MAY 15, 2012  
PRIMARY ELECTION  
TILLAMOOK COUNTY, OREGON

	Total	Percent
DEM - State Senator, 5th District		
SENATE DISTRICT 5		
Vote For 1		
Arnie Roblan . . . . .	93	100.00
WRITE-IN . . . . .	0	0.00
Total . . . . .	93	100.00
Overvotes . . . . .	0	
Undervotes . . . . .	34	
DEM - State Representative, 10th District		
HOUSE DISTRICT 10		
Vote For 1		
David Gomberg . . . . .	82	100.00
WRITE-IN . . . . .	0	0.00
Total . . . . .	82	100.00
Overvotes . . . . .	0	
Undervotes . . . . .	45	
REP - United States President and VP		
Vote For 1		
Rick Santorum . . . . .	5	6.02
Ron Paul . . . . .	18	21.69
Newt Gingrich . . . . .	2	2.41
Mitt Romney . . . . .	58	69.88
WRITE-IN . . . . .	0	0.00
Total . . . . .	83	100.00
Overvotes . . . . .	0	
Undervotes . . . . .	4	
REP - Rep., 5th District		
Vote For 1		
Fred Thompson . . . . .	40	67.80
Karen Bowerman . . . . .	19	32.20
WRITE-IN . . . . .	0	0.00
Total . . . . .	59	100.00
Overvotes . . . . .	0	
Undervotes . . . . .	28	
REP - Secretary of State		
Vote For 1		
Knute Buehler . . . . .	53	100.00
WRITE-IN . . . . .	0	0.00
Total . . . . .	53	100.00
Overvotes . . . . .	0	
Undervotes . . . . .	34	
REP - State Treasurer		
Vote For 1		
NO CANDIDATE FILED		
WRITE-IN . . . . .	4	100.00
Total . . . . .	4	100.00
Overvotes . . . . .	0	
Undervotes . . . . .	83	

MAY 15, 2012  
PRIMARY ELECTION  
TILLAMOOK COUNTY, OREGON

	Total	Percent
REP - Attorney General		
Vote For 1		
NO CANDIDATE FILED		
WRITE-IN . . . . .	7	100.00
Total . . . . .	7	100.00
Overvotes . . . . .	0	
Undervotes . . . . .	80	
REP - State Senator, 5th District		
SENATE DISTRICT 5		
Vote For 1		
Scott Roberts . . . . .	52	100.00
WRITE-IN . . . . .	0	0.00
Total . . . . .	52	100.00
Overvotes . . . . .	0	
Undervotes . . . . .	35	
REP - State Representative, 10th District		
HOUSE DISTRICT 10		
Vote For 1		
Jerome Grant . . . . .	50	100.00
WRITE-IN . . . . .	0	0.00
Total . . . . .	50	100.00
Overvotes . . . . .	0	
Undervotes . . . . .	37	
Judge of the Supreme Court, Position 3		
Vote For 1		
Timothy J Sercombe . . . . .	66	40.00
Nena Cook . . . . .	65	39.39
Richard C Baldwin . . . . .	34	20.61
WRITE-IN . . . . .	0	0.00
Total . . . . .	165	100.00
Overvotes . . . . .	0	
Undervotes . . . . .	104	
Judge of the Supreme Court, Position 2		
Vote For 1		
Dave Brewer . . . . .	147	100.00
WRITE-IN . . . . .	0	0.00
Total . . . . .	147	100.00
Overvotes . . . . .	0	
Undervotes . . . . .	122	
Judge of the Supreme Court, Position 6		
Vote For 1		
Virginia L Linder . . . . .	145	100.00
WRITE-IN . . . . .	0	0.00
Total . . . . .	145	100.00
Overvotes . . . . .	0	
Undervotes . . . . .	124	

74

MAY 15, 2012  
PRIMARY ELECTION  
TILLAMOOK COUNTY, OREGON

	Total	Percent
Judge of the Court of Appeals, Pos. 6		
Vote For 1		
Tim Volpert . . . . .	53	34.42
Allan J Arlow . . . . .	31	20.13
James C Egan . . . . .	70	45.45
WRITE-IN . . . . .	0	0.00
Total . . . . .	154	100.00
Overvotes . . . . .	0	
Undervotes . . . . .	115	
Judge of the Court of Appeals, Pos. 5		
Vote For 1		
Rick Haselton . . . . .	145	100.00
WRITE-IN . . . . .	0	0.00
Total . . . . .	145	100.00
Overvotes . . . . .	0	
Undervotes . . . . .	124	
Judge of the Court of Appeals, Pos. 8		
Vote For 1		
Lynn R Nakamoto . . . . .	148	99.33
WRITE-IN . . . . .	1	0.67
Total . . . . .	149	100.00
Overvotes . . . . .	0	
Undervotes . . . . .	120	
Judge of the Court of Appeals, Pos. 9		
Vote For 1		
Erika Hadlock . . . . .	148	100.00
WRITE-IN . . . . .	0	0.00
Total . . . . .	148	100.00
Overvotes . . . . .	0	
Undervotes . . . . .	121	
Judge of the Court of Appeals, Pos. 10		
Vote For 1		
Rex Armstrong . . . . .	140	100.00
WRITE-IN . . . . .	0	0.00
Total . . . . .	140	100.00
Overvotes . . . . .	0	
Undervotes . . . . .	129	

MAY 15, 2012  
PRIMARY ELECTION  
TILLAMOOK COUNTY, OREGON

	Total	Percent
County Commissioner, Pos. No. 1		
Vote For 1		
Valerie Folkema . . . . .	19	7.72
Steven P Forster . . . . .	16	6.50
John Coopersmith . . . . .	4	1.63
Lisa Phipps . . . . .	126	51.22
Bill Baertlein . . . . .	23	9.35
Jill R Williams . . . . .	6	2.44
Thomas M Donohue . . . . .	52	21.14
WRITE-IN . . . . .	0	0.00
Total . . . . .	246	100.00
Overvotes . . . . .	0	
Undervotes . . . . .	23	
County Commissioner, Position No. 2		
Vote For 1		
Mark Labhart . . . . .	152	72.04
David Downs . . . . .	59	27.96
WRITE-IN . . . . .	0	0.00
Total . . . . .	211	100.00
Overvotes . . . . .	0	
Undervotes . . . . .	58	
County Assessor		
Vote For 1		
Kari Fleisher . . . . .	79	43.41
Denise Vandecoeveering . . . . .	103	56.59
WRITE-IN . . . . .	0	0.00
Total . . . . .	182	100.00
Overvotes . . . . .	0	
Undervotes . . . . .	87	
County Surveyor		
Vote For 1		
Danny R McNutt . . . . .	142	100.00
WRITE-IN . . . . .	0	0.00
Total . . . . .	142	100.00
Overvotes . . . . .	0	
Undervotes . . . . .	127	
Justice of the Peace		
Vote For 1		
Joel Stevens . . . . .	136	100.00
WRITE-IN . . . . .	0	0.00
Total . . . . .	136	100.00
Overvotes . . . . .	0	
Undervotes . . . . .	133	

MAY 15, 2012  
PRIMARY ELECTION  
TILLAMOOK COUNTY, OREGON

		Total Percent	
29-125			
Vote For 1			
Yes	. . . . .	208	82.87
No	. . . . .	43	17.13
Total	. . . . .	251	100.00
Overvotes	. . . . .	0	
Undervotes	. . . . .	18	
29-126			
Vote For 1			
Yes	. . . . .	182	71.09
No	. . . . .	74	28.91
Total	. . . . .	256	100.00
Overvotes	. . . . .	0	
Undervotes	. . . . .	13	

MAY 15, 2012  
PRIMARY ELECTION  
TILLAMOOK COUNTY, OREGON

	Total	Percent
REGISTERED VOTERS - TOTAL . . . . .	680	
REGISTERED VOTERS - DEMOCRAT . . . . .	317	
REGISTERED VOTERS - REPUBLICAN . . . . .	223	
REGISTERED VOTERS - NONPARTISAN . . . . .	140	
BALLOTS COUNTED - TOTAL . . . . .	413	
BALLOTS COUNTED - DEMOCRAT . . . . .	207	
BALLOTS COUNTED - REPUBLICAN . . . . .	137	
BALLOTS COUNTED - NONPARTISAN . . . . .	69	

DEM - United States President and VP

Vote For 1	
Barack Obama . . . . .	177 95.68
WRITE-IN . . . . .	8 4.32
Total . . . . .	185 100.00
Overvotes . . . . .	0
Undervotes . . . . .	22

DEM - Rep., 5th District

Vote For 1	
Kurt Schrader . . . . .	157 100.00
WRITE-IN . . . . .	0 0.00
Total . . . . .	157 100.00
Overvotes . . . . .	0
Undervotes . . . . .	50

DEM - Secretary of State

Vote For 1	
Kate Brown . . . . .	149 93.71
Paul Damian Wells . . . . .	10 6.29
WRITE-IN . . . . .	0 0.00
Total . . . . .	159 100.00
Overvotes . . . . .	0
Undervotes . . . . .	48

DEM - State Treasurer

Vote For 1	
Ted Wheeler . . . . .	140 99.29
WRITE-IN . . . . .	1 0.71
Total . . . . .	141 100.00
Overvotes . . . . .	0
Undervotes . . . . .	66

DEM - Attorney General

Vote For 1	
Dwight Holton . . . . .	55 33.95
Ellen Rosenblum . . . . .	107 66.05
WRITE-IN . . . . .	0 0.00
Total . . . . .	162 100.00
Overvotes . . . . .	0
Undervotes . . . . .	45

MAY 15, 2012  
PRIMARY ELECTION  
TILLAMOOK COUNTY, OREGON

	Total	Percent
DEM - State Senator, 5th District		
SENATE DISTRICT 5		
Vote For 1		
Arnie Roblan . . . . .	118	100.00
WRITE-IN . . . . .	0	0.00
Total . . . . .	118	100.00
Overvotes . . . . .	0	
Undervotes . . . . .	89	
DEM - State Representative, 10th District		
HOUSE DISTRICT 10		
Vote For 1		
David Gomborg . . . . .	115	100.00
WRITE-IN . . . . .	0	0.00
Total . . . . .	115	100.00
Overvotes . . . . .	0	
Undervotes . . . . .	92	
REP - United States President and VP		
Vote For 1		
Rick Santorum . . . . .	7	5.38
Ron Paul . . . . .	16	12.31
Newt Gingrich . . . . .	7	5.38
Mitt Romney . . . . .	97	74.62
WRITE-IN . . . . .	3	2.31
Total . . . . .	130	100.00
Overvotes . . . . .	0	
Undervotes . . . . .	7	
REP - Rep., 5th District		
Vote For 1		
Fred Thompson . . . . .	71	68.27
Karen Bowerman . . . . .	33	31.73
WRITE-IN . . . . .	0	0.00
Total . . . . .	104	100.00
Overvotes . . . . .	0	
Undervotes . . . . .	33	
REP - Secretary of State		
Vote For 1		
Knute Buehler . . . . .	86	98.85
WRITE-IN . . . . .	1	1.15
Total . . . . .	87	100.00
Overvotes . . . . .	0	
Undervotes . . . . .	50	
REP - State Treasurer		
Vote For 1		
NO CANDIDATE FILED		
WRITE-IN . . . . .	8	100.00
Total . . . . .	8	100.00
Overvotes . . . . .	0	
Undervotes . . . . .	129	

MAY 15, 2012  
PRIMARY ELECTION  
TILLAMOOK COUNTY, OREGON

	Total	Percent
REP - Attorney General		
Vote For 1		
NO CANDIDATE FILED		
WRITE-IN . . . . .	8	100.00
Total . . . . .	8	100.00
Overvotes . . . . .	0	
Undervotes . . . . .	129	
REP - State Senator, 5th District		
SENATE DISTRICT 5		
Vote For 1		
Scott Roberts . . . . .	87	98.86
WRITE-IN . . . . .	1	1.14
Total . . . . .	88	100.00
Overvotes . . . . .	0	
Undervotes . . . . .	49	
REP - State Representative, 10th District		
HOUSE DISTRICT 10		
Vote For 1		
Jerome Grant . . . . .	75	97.40
WRITE-IN . . . . .	2	2.60
Total . . . . .	77	100.00
Overvotes . . . . .	0	
Undervotes . . . . .	60	
Judge of the Supreme Court, Position 3		
Vote For 1		
Timothy J Sercombe . . . . .	61	23.19
Nena Cook . . . . .	121	46.01
Richard C Baldwin . . . . .	80	30.42
WRITE-IN . . . . .	1	0.38
Total . . . . .	263	100.00
Overvotes . . . . .	0	
Undervotes . . . . .	150	
Judge of the Supreme Court, Position 2		
Vote For 1		
Dave Brewer . . . . .	225	99.56
WRITE-IN . . . . .	1	0.44
Total . . . . .	226	100.00
Overvotes . . . . .	0	
Undervotes . . . . .	187	
Judge of the Supreme Court, Position 6		
Vote For 1		
Virginia L Linder . . . . .	212	98.60
WRITE-IN . . . . .	3	1.40
Total . . . . .	215	100.00
Overvotes . . . . .	0	
Undervotes . . . . .	198	



MAY 15, 2012  
PRIMARY ELECTION  
TILLAMOOK COUNTY, OREGON

	Total	Percent
Judge of the Court of Appeals, Pos. 6		
Vote For 1		
Tim Volpert . . . . .	95	38.93
Allan J Arlow . . . . .	44	18.03
James C Egan . . . . .	104	42.62
WRITE-IN . . . . .	1	0.41
Total . . . . .	244	100.00
Overvotes . . . . .	0	
Undervotes . . . . .	169	
Judge of the Court of Appeals, Pos. 5		
Vote For 1		
Rick Haselton . . . . .	215	98.62
WRITE-IN . . . . .	3	1.38
Total . . . . .	218	100.00
Overvotes . . . . .	0	
Undervotes . . . . .	195	
Judge of the Court of Appeals, Pos. 8		
Vote For 1		
Lynn R Nakamoto . . . . .	217	99.54
WRITE-IN . . . . .	1	0.46
Total . . . . .	218	100.00
Overvotes . . . . .	0	
Undervotes . . . . .	195	
Judge of the Court of Appeals, Pos. 9		
Vote For 1		
Erika Hadlock . . . . .	216	99.54
WRITE-IN . . . . .	1	0.46
Total . . . . .	217	100.00
Overvotes . . . . .	0	
Undervotes . . . . .	196	
Judge of the Court of Appeals, Pos. 10		
Vote For 1		
Rex Armstrong . . . . .	210	98.59
WRITE-IN . . . . .	3	1.41
Total . . . . .	213	100.00
Overvotes . . . . .	0	
Undervotes . . . . .	200	

MAY 15, 2012  
PRIMARY ELECTION  
TILLAMOOK COUNTY, OREGON

	Total	Percent
County Commissioner, Pos. No. 1		
Vote For 1		
Valerie Folkema . . . . .	62	16.27
Steven P Forster . . . . .	54	14.17
John Coopersmith . . . . .	7	1.84
Lisa Phipps . . . . .	129	33.86
Bill Baertlein . . . . .	52	13.65
Jill R Williams . . . . .	66	17.32
Thomas M Donohue . . . . .	11	2.89
WRITE-IN . . . . .	0	0.00
Total . . . . .	381	100.00
Overvotes . . . . .	2	
Undervotes . . . . .	30	
County Commissioner, Position No. 2		
Vote For 1		
Mark Labhart . . . . .	246	69.89
David Downs . . . . .	105	29.83
WRITE-IN . . . . .	1	0.28
Total . . . . .	352	100.00
Overvotes . . . . .	0	
Undervotes . . . . .	61	
County Assessor		
Vote For 1		
Kari Fleisher . . . . .	111	35.46
Denise Vandecoeveering . . . . .	202	64.54
WRITE-IN . . . . .	0	0.00
Total . . . . .	313	100.00
Overvotes . . . . .	0	
Undervotes . . . . .	100	
County Surveyor		
Vote For 1		
Danny R McNutt . . . . .	241	98.37
WRITE-IN . . . . .	4	1.63
Total . . . . .	245	100.00
Overvotes . . . . .	0	
Undervotes . . . . .	168	
Justice of the Peace		
Vote For 1		
Joel Stevens . . . . .	229	97.86
WRITE-IN . . . . .	5	2.14
Total . . . . .	234	100.00
Overvotes . . . . .	0	
Undervotes . . . . .	179	

MAY 15, 2012  
PRIMARY ELECTION  
TILLAMOOK COUNTY, OREGON

													Total Percent									
29-125																						
Vote For 1																						
Yes	.	.	.	.	.	.	.	.	.	.	.	.	.	.	328	84.10						
No	.	.	.	.	.	.	.	.	.	.	.	.	.	.	62	15.90						
Total													.	.	.	.	.	.	.	.	390	100.00
Overvotes													.	.	.	.	.	.	.	.	0	
Undervotes													.	.	.	.	.	.	.	.	23	
29-126																						
Vote For 1																						
Yes	.	.	.	.	.	.	.	.	.	.	.	.	.	.	259	64.43						
No	.	.	.	.	.	.	.	.	.	.	.	.	.	.	143	35.57						
Total													.	.	.	.	.	.	.	.	402	100.00
Overvotes													.	.	.	.	.	.	.	.	0	
Undervotes													.	.	.	.	.	.	.	.	11	

MAY 15, 2012  
PRIMARY ELECTION  
TILLAMOOK COUNTY, OREGON

	Total	Percent
REGISTERED VOTERS - TOTAL . . . . .	229	
REGISTERED VOTERS - DEMOCRAT . . . . .	115	
REGISTERED VOTERS - REPUBLICAN . . . . .	67	
REGISTERED VOTERS - NONPARTISAN . . . . .	47	
BALLOTS COUNTED - TOTAL . . . . .	164	
BALLOTS COUNTED - DEMOCRAT . . . . .	91	
BALLOTS COUNTED - REPUBLICAN . . . . .	45	
BALLOTS COUNTED - NONPARTISAN . . . . .	28	
DEM - United States President and VP		
Vote For 1		
Barack Obama . . . . .	81	96.43
WRITE-IN . . . . .	3	3.57
Total . . . . .	84	100.00
Overvotes . . . . .	0	
Undervotes . . . . .	7	
DEM - Rep., 5th District		
Vote For 1		
Kurt Schrader . . . . .	76	100.00
WRITE-IN . . . . .	0	0.00
Total . . . . .	76	100.00
Overvotes . . . . .	0	
Undervotes . . . . .	15	
DEM - Secretary of State		
Vote For 1		
Kate Brown . . . . .	65	95.59
Paul Damian Wells . . . . .	3	4.41
WRITE-IN . . . . .	0	0.00
Total . . . . .	68	100.00
Overvotes . . . . .	0	
Undervotes . . . . .	23	
DEM - State Treasurer		
Vote For 1		
Ted Wheeler . . . . .	58	100.00
WRITE-IN . . . . .	0	0.00
Total . . . . .	58	100.00
Overvotes . . . . .	0	
Undervotes . . . . .	33	
DEM - Attorney General		
Vote For 1		
Dwight Holton . . . . .	20	28.99
Ellen Rosenblum . . . . .	49	71.01
WRITE-IN . . . . .	0	0.00
Total . . . . .	69	100.00
Overvotes . . . . .	0	
Undervotes . . . . .	22	

84

MAY 15, 2012  
PRIMARY ELECTION  
TILLAMOOK COUNTY, OREGON

Total Percent

DEM -- State Senator, 5th District  
SENATE DISTRICT 5

Vote For 1		
Arnie Roblan . . . . .	52	100.00
WRITE-IN . . . . .	0	0.00
Total . . . . .	52	100.00
Overvotes . . . . .	0	
Undervotes . . . . .	39	

DEM -- State Representative, 10th District  
HOUSE DISTRICT 10

Vote For 1		
David Bomberg . . . . .	53	100.00
WRITE-IN . . . . .	0	0.00
Total . . . . .	53	100.00
Overvotes . . . . .	0	
Undervotes . . . . .	38	

REP -- United States President and VP

Vote For 1		
Rick Santorum . . . . .	2	4.76
Ron Paul . . . . .	6	14.29
Newt Gingrich . . . . .	0	0.00
Mitt Romney . . . . .	33	78.57
WRITE-IN . . . . .	1	2.38
Total . . . . .	42	100.00
Overvotes . . . . .	0	
Undervotes . . . . .	3	

REP -- Rep., 5th District

Vote For 1		
Fred Thompson . . . . .	15	53.57
Karen Bowerman . . . . .	13	46.43
WRITE-IN . . . . .	0	0.00
Total . . . . .	28	100.00
Overvotes . . . . .	0	
Undervotes . . . . .	17	

REP -- Secretary of State

Vote For 1		
Knute Buehler . . . . .	23	100.00
WRITE-IN . . . . .	0	0.00
Total . . . . .	23	100.00
Overvotes . . . . .	0	
Undervotes . . . . .	22	

REP -- State Treasurer

Vote For 1		
NO CANDIDATE FILED		
WRITE-IN . . . . .	0	
Total . . . . .	0	
Overvotes . . . . .	0	
Undervotes . . . . .	45	

MAY 15, 2012  
PRIMARY ELECTION  
TILLAMOOK COUNTY, OREGON

	Total	Percent
REP - Attorney General		
Vote For 1		
NO CANDIDATE FILED		
WRITE-IN . . . . .	1	100.00
Total . . . . .	1	100.00
Overvotes . . . . .	0	
Undervotes . . . . .	44	
REP - State Senator, 5th District		
SENATE DISTRICT 5		
Vote For 1		
Scott Roberts . . . . .	26	100.00
WRITE-IN . . . . .	0	0.00
Total . . . . .	26	100.00
Overvotes . . . . .	0	
Undervotes . . . . .	19	
REP - State Representative, 10th District		
HOUSE DISTRICT 10		
Vote For 1		
Jerome Grant . . . . .	26	100.00
WRITE-IN . . . . .	0	0.00
Total . . . . .	26	100.00
Overvotes . . . . .	0	
Undervotes . . . . .	19	
Judge of the Supreme Court, Position 3		
Vote For 1		
Timothy J Sercombe . . . . .	31	36.05
Nena Cook . . . . .	36	41.86
Richard C Baldwin . . . . .	19	22.09
WRITE-IN . . . . .	0	0.00
Total . . . . .	86	100.00
Overvotes . . . . .	0	
Undervotes . . . . .	78	
Judge of the Supreme Court, Position 2		
Vote For 1		
Dave Brewer . . . . .	76	100.00
WRITE-IN . . . . .	0	0.00
Total . . . . .	76	100.00
Overvotes . . . . .	0	
Undervotes . . . . .	88	
Judge of the Supreme Court, Position 6		
Vote For 1		
Virginia L Linder . . . . .	74	100.00
WRITE-IN . . . . .	0	0.00
Total . . . . .	74	100.00
Overvotes . . . . .	0	
Undervotes . . . . .	90	

84

MAY 15, 2012  
PRIMARY ELECTION  
TILLAMOOK COUNTY, OREGON

	Total	Percent
Judge of the Court of Appeals, Pos. 6		
Vote For 1		
Tim Volpert . . . . .	30	38.96
Allan J Arlow . . . . .	19	24.68
James C Egan . . . . .	27	35.06
WRITE-IN . . . . .	1	1.30
Total . . . . .	77	100.00
Overvotes . . . . .	0	
Undervotes . . . . .	87	
Judge of the Court of Appeals, Pos. 5		
Vote For 1		
Rick Haselton . . . . .	75	100.00
WRITE-IN . . . . .	0	0.00
Total . . . . .	75	100.00
Overvotes . . . . .	0	
Undervotes . . . . .	89	
Judge of the Court of Appeals, Pos. 8		
Vote For 1		
Lynn R Nakamoto . . . . .	77	100.00
WRITE-IN . . . . .	0	0.00
Total . . . . .	77	100.00
Overvotes . . . . .	0	
Undervotes . . . . .	87	
Judge of the Court of Appeals, Pos. 9		
Vote For 1		
Erika Hadlock . . . . .	76	100.00
WRITE-IN . . . . .	0	0.00
Total . . . . .	76	100.00
Overvotes . . . . .	0	
Undervotes . . . . .	88	
Judge of the Court of Appeals, Pos. 10		
Vote For 1		
Rex Armstrong . . . . .	73	100.00
WRITE-IN . . . . .	0	0.00
Total . . . . .	73	100.00
Overvotes . . . . .	0	
Undervotes . . . . .	91	

MAY 15, 2012  
PRIMARY ELECTION  
TILLAMOOK COUNTY, OREGON

		Total	Percent
County Commissioner, Pos. No. 1			
Vote For 1			
Valerie Folkema . . . . .	21	13.82	
Steven P Forster . . . . .	13	8.55	
John Coopersmith . . . . .	1	0.66	
Lisa Phipps . . . . .	85	55.92	
Bill Baertlein . . . . .	23	15.13	
Jill R Williams . . . . .	7	4.61	
Thomas M Donohue . . . . .	2	1.32	
WRITE-IN . . . . .	0	0.00	
Total . . . . .	152	100.00	
Overvotes . . . . .	0		
Undervotes . . . . .	12		

County Commissioner, Position No. 2			
Vote For 1			
Mark Labhart . . . . .	111	80.43	
David Downs . . . . .	27	19.57	
WRITE-IN . . . . .	0	0.00	
Total . . . . .	138	100.00	
Overvotes . . . . .	0		
Undervotes . . . . .	26		

County Assessor			
Vote For 1			
Kari Fleisher . . . . .	44	40.37	
Denise Vandecoeveering . . . . .	64	58.72	
WRITE-IN . . . . .	1	0.92	
Total . . . . .	109	100.00	
Overvotes . . . . .	0		
Undervotes . . . . .	55		

County Surveyor			
Vote For 1			
Danny R McNutt . . . . .	78	100.00	
WRITE-IN . . . . .	0	0.00	
Total . . . . .	78	100.00	
Overvotes . . . . .	0		
Undervotes . . . . .	86		

Justice of the Peace			
Vote For 1			
Joel Stevens . . . . .	73	98.65	
WRITE-IN . . . . .	1	1.35	
Total . . . . .	74	100.00	
Overvotes . . . . .	0		
Undervotes . . . . .	90		



MAY 15, 2012  
PRIMARY ELECTION  
TILLAMOOK COUNTY, OREGON

		Total	Percent
29-125			
Vote For 1			
Yes	. . . . .	127	83.01
No	. . . . .	26	16.99
Total	. . . . .	153	100.00
Overvotes	. . . . .	0	
Undervotes	. . . . .	11	
29-126			
Vote For 1			
Yes	. . . . .	107	69.48
No	. . . . .	47	30.52
Total	. . . . .	154	100.00
Overvotes	. . . . .	0	
Undervotes	. . . . .	10	

MAY 15, 2012  
PRIMARY ELECTION  
TILLAMOOK COUNTY, OREGON

	Total	Percent
REGISTERED VOTERS - TOTAL . . . . .	1192	
REGISTERED VOTERS - DEMOCRAT . . . . .	635	
REGISTERED VOTERS - REPUBLICAN . . . . .	298	
REGISTERED VOTERS - NONPARTISAN . . . . .	259	
BALLOTS COUNTED - TOTAL . . . . .	736	
BALLOTS COUNTED - DEMOCRAT . . . . .	430	
BALLOTS COUNTED - REPUBLICAN . . . . .	196	
BALLOTS COUNTED - NONPARTISAN . . . . .	110	

DEM - United States President and VP

Vote For 1		
Barack Obama . . . . .	374	96.89
WRITE-IN . . . . .	12	3.11
Total . . . . .	386	100.00
Overvotes . . . . .	0	
Undervotes . . . . .	44	

DEM - Rep., 5th District

Vote For 1		
Kurt Schrader . . . . .	335	98.53
WRITE-IN . . . . .	5	1.47
Total . . . . .	340	100.00
Overvotes . . . . .	0	
Undervotes . . . . .	90	

DEM - Secretary of State

Vote For 1		
Kate Brown . . . . .	348	92.55
Paul Damian Wells . . . . .	27	7.18
WRITE-IN . . . . .	1	0.27
Total . . . . .	376	100.00
Overvotes . . . . .	0	
Undervotes . . . . .	54	

DEM - State Treasurer

Vote For 1		
Ted Wheeler . . . . .	310	99.04
WRITE-IN . . . . .	3	0.96
Total . . . . .	313	100.00
Overvotes . . . . .	0	
Undervotes . . . . .	117	

DEM - Attorney General

Vote For 1		
Dwight Holton . . . . .	116	30.85
Ellen Rosenblum . . . . .	258	68.62
WRITE-IN . . . . .	2	0.53
Total . . . . .	376	100.00
Overvotes . . . . .	0	
Undervotes . . . . .	54	

MAY 15, 2012  
PRIMARY ELECTION  
TILLAMOOK COUNTY, OREGON

	Total	Percent
DEM - State Representative, 32nd District		
HOUSE DISTRICT 32		
Vote For 1		
Deborah Boone . . . . .	338	98.26
WRITE-IN . . . . .	6	1.74
Total . . . . .	344	100.00
Overvotes . . . . .	0	
Undervotes . . . . .	86	
REP - United States President and VP		
Vote For 1		
Rick Santorum . . . . .	11	5.82
Ron Paul . . . . .	34	17.99
Newt Gingrich . . . . .	9	4.76
Mitt Romney . . . . .	130	68.78
WRITE-IN . . . . .	5	2.65
Total . . . . .	189	100.00
Overvotes . . . . .	0	
Undervotes . . . . .	7	
REP - Rep., 5th District		
Vote For 1		
Fred Thompson . . . . .	90	61.22
Karen Bowerman . . . . .	56	38.10
WRITE-IN . . . . .	1	0.68
Total . . . . .	147	100.00
Overvotes . . . . .	0	
Undervotes . . . . .	49	
REP - Secretary of State		
Vote For 1		
Knute Buehler . . . . .	121	99.18
WRITE-IN . . . . .	1	0.82
Total . . . . .	122	100.00
Overvotes . . . . .	0	
Undervotes . . . . .	74	
REP - State Treasurer		
Vote For 1		
NO CANDIDATE FILED		
WRITE-IN . . . . .	13	100.00
Total . . . . .	13	100.00
Overvotes . . . . .	0	
Undervotes . . . . .	183	
REP - Attorney General		
Vote For 1		
NO CANDIDATE FILED		
WRITE-IN . . . . .	14	100.00
Total . . . . .	14	100.00
Overvotes . . . . .	0	
Undervotes . . . . .	182	

MAY 15, 2012  
PRIMARY ELECTION  
TILLAMOOK COUNTY, OREGON

	Total	Percent
REP - State Representative, 32nd District		
HOUSE DISTRICT 32		
Vote For 1		
Jim Welsh . . . . .	134	97.10
WRITE-IN . . . . .	4	2.90
Total . . . . .	138	100.00
Overvotes . . . . .	0	
Undervotes . . . . .	58	
Judge of the Supreme Court, Position 3		
Vote For 1		
Timothy J Sercombe . . . . .	136	28.10
Nena Cook . . . . .	212	43.80
Richard C Baldwin . . . . .	135	27.89
WRITE-IN . . . . .	1	0.21
Total . . . . .	484	100.00
Overvotes . . . . .	1	
Undervotes . . . . .	251	
Judge of the Supreme Court, Position 2		
Vote For 1		
Dave Brewer . . . . .	385	99.48
WRITE-IN . . . . .	2	0.52
Total . . . . .	387	100.00
Overvotes . . . . .	0	
Undervotes . . . . .	349	
Judge of the Supreme Court, Position 6		
Vote For 1		
Virginia L Linder . . . . .	372	100.00
WRITE-IN . . . . .	0	0.00
Total . . . . .	372	100.00
Overvotes . . . . .	0	
Undervotes . . . . .	364	
Judge of the Court of Appeals, Pos. 6		
Vote For 1		
Tim Volpert . . . . .	195	44.42
Allan J Arlow . . . . .	94	21.41
James C Egan . . . . .	150	34.17
WRITE-IN . . . . .	0	0.00
Total . . . . .	439	100.00
Overvotes . . . . .	0	
Undervotes . . . . .	297	
Judge of the Court of Appeals, Pos. 5		
Vote For 1		
Rick Haselton . . . . .	364	99.73
WRITE-IN . . . . .	1	0.27
Total . . . . .	365	100.00
Overvotes . . . . .	0	
Undervotes . . . . .	371	

MAY 15, 2012  
PRIMARY ELECTION  
TILLAMOOK COUNTY, OREGON

	Total	Percent
Judge of the Court of Appeals, Pos. 8		
Vote For 1		
Lynn R Nakamoto . . . . .	386	100.00
WRITE-IN . . . . .	0	0.00
Total . . . . .	386	100.00
Overvotes . . . . .	0	
Undervotes . . . . .	350	
Judge of the Court of Appeals, Pos. 9		
Vote For 1		
Erika Hadlock . . . . .	382	99.74
WRITE-IN . . . . .	1	0.26
Total . . . . .	383	100.00
Overvotes . . . . .	0	
Undervotes . . . . .	353	
Judge of the Court of Appeals, Pos. 10		
Vote For 1		
Rex Armstrong . . . . .	354	99.72
WRITE-IN . . . . .	1	0.28
Total . . . . .	355	100.00
Overvotes . . . . .	0	
Undervotes . . . . .	381	
County Commissioner, Pos. No. 1		
Vote For 1		
Valerie Folkema . . . . .	114	17.54
Steven P Forster . . . . .	41	6.31
John Coopersmith . . . . .	110	16.92
Lisa Phipps . . . . .	299	46.00
Bill Baertlein . . . . .	29	4.46
Jill R Williams . . . . .	23	3.54
Thomas M Donohue . . . . .	34	5.23
WRITE-IN . . . . .	0	0.00
Total . . . . .	650	100.00
Overvotes . . . . .	2	
Undervotes . . . . .	84	
County Commissioner, Position No. 2		
Vote For 1		
Mark Labhart . . . . .	448	79.01
David Downs . . . . .	117	20.63
WRITE-IN . . . . .	2	0.35
Total . . . . .	567	100.00
Overvotes . . . . .	1	
Undervotes . . . . .	168	

MAY 15, 2012  
PRIMARY ELECTION  
TILLAMOOK COUNTY, OREGON

	Total	Percent
County Assessor		
Vote For 1		
Kari Fleisher . . . . .	233	41.83
Denise Vandecoeverying . . . . .	324	58.17
WRITE-IN . . . . .	0	0.00
Total . . . . .	557	100.00
Overvotes . . . . .	0	
Undervotes . . . . .	179	
County Surveyor		
Vote For 1		
Danny R McNutt . . . . .	377	99.74
WRITE-IN . . . . .	1	0.26
Total . . . . .	378	100.00
Overvotes . . . . .	0	
Undervotes . . . . .	358	
Justice of the Peace		
Vote For 1		
Joel Stevens . . . . .	385	99.48
WRITE-IN . . . . .	2	0.52
Total . . . . .	387	100.00
Overvotes . . . . .	0	
Undervotes . . . . .	349	
29-125		
Vote For 1		
Yes . . . . .	566	82.27
No . . . . .	122	17.73
Total . . . . .	688	100.00
Overvotes . . . . .	0	
Undervotes . . . . .	48	
29-126		
Vote For 1		
Yes . . . . .	469	67.48
No . . . . .	226	32.52
Total . . . . .	695	100.00
Overvotes . . . . .	0	
Undervotes . . . . .	41	

MAY 15, 2012  
PRIMARY ELECTION  
TILLAMOOK COUNTY, OREGON

	Total	Percent
REGISTERED VOTERS - TOTAL . . . . .	941	
REGISTERED VOTERS - DEMOCRAT . . . . .	427	
REGISTERED VOTERS - REPUBLICAN . . . . .	269	
REGISTERED VOTERS - NONPARTISAN . . . . .	245	
BALLOTS COUNTED - TOTAL . . . . .	498	
BALLOTS COUNTED - DEMOCRAT . . . . .	262	
BALLOTS COUNTED - REPUBLICAN . . . . .	144	
BALLOTS COUNTED - NONPARTISAN . . . . .	92	

DEM - United States President and VP

Vote For 1	
Barack Obama . . . . .	219 93.59
WRITE-IN . . . . .	15 6.41
Total . . . . .	234 100.00
Overvotes . . . . .	0
Undervotes . . . . .	28

DEM - Rep., 5th District

Vote For 1	
Kurt Schrader . . . . .	211 99.53
WRITE-IN . . . . .	1 0.47
Total . . . . .	212 100.00
Overvotes . . . . .	0
Undervotes . . . . .	50

DEM - Secretary of State

Vote For 1	
Kate Brown . . . . .	190 84.44
Paul Damian Wells . . . . .	35 15.56
WRITE-IN . . . . .	0 0.00
Total . . . . .	225 100.00
Overvotes . . . . .	0
Undervotes . . . . .	37

DEM - State Treasurer

Vote For 1	
Ted Wheeler . . . . .	197 99.49
WRITE-IN . . . . .	1 0.51
Total . . . . .	198 100.00
Overvotes . . . . .	0
Undervotes . . . . .	64

DEM - Attorney General

Vote For 1	
Dwight Holton . . . . .	98 42.24
Ellen Rosenblum . . . . .	134 57.76
WRITE-IN . . . . .	0 0.00
Total . . . . .	232 100.00
Overvotes . . . . .	0
Undervotes . . . . .	30

MAY 15, 2012  
PRIMARY ELECTION  
TILLAMOOK COUNTY, OREGON

	Total	Percent
DEM - State Representative, 32nd District		
HOUSE DISTRICT 32		
Vote For 1		
Deborah Boone . . . . .	214	100.00
WRITE-IN . . . . .	0	0.00
Total . . . . .	214	100.00
Overvotes . . . . .	0	
Undervotes . . . . .	48	
REP - United States President and VP		
Vote For 1		
Rick Santorum . . . . .	16	11.59
Ron Paul . . . . .	22	15.94
Newt Gingrich . . . . .	14	10.14
Mitt Romney . . . . .	85	61.59
WRITE-IN . . . . .	1	0.72
Total . . . . .	138	100.00
Overvotes . . . . .	0	
Undervotes . . . . .	6	
REP - Rep., 5th District		
Vote For 1		
Fred Thompson . . . . .	68	66.67
Karen Bowerman . . . . .	34	33.33
WRITE-IN . . . . .	0	0.00
Total . . . . .	102	100.00
Overvotes . . . . .	0	
Undervotes . . . . .	42	
REP - Secretary of State		
Vote For 1		
Knute Buehler . . . . .	81	98.78
WRITE-IN . . . . .	1	1.22
Total . . . . .	82	100.00
Overvotes . . . . .	0	
Undervotes . . . . .	62	
REP - State Treasurer		
Vote For 1		
NO CANDIDATE FILED		
WRITE-IN . . . . .	3	100.00
Total . . . . .	3	100.00
Overvotes . . . . .	0	
Undervotes . . . . .	141	
REP - Attorney General		
Vote For 1		
NO CANDIDATE FILED		
WRITE-IN . . . . .	2	100.00
Total . . . . .	2	100.00
Overvotes . . . . .	0	
Undervotes . . . . .	142	



MAY 15, 2012  
PRIMARY ELECTION  
TILLAMOOK COUNTY, OREGON

	Total	Percent
REP - State Representative, 32nd District		
HOUSE DISTRICT 32		
Vote For 1		
Jim Welsh . . . . .	71	98.61
WRITE-IN . . . . .	1	1.39
Total . . . . .	72	100.00
Overvotes . . . . .	0	
Undervotes . . . . .	72	
Judge of the Supreme Court, Position 3		
Vote For 1		
Timothy J Sercombe . . . . .	70	22.08
Nena Cook . . . . .	143	45.11
Richard C Baldwin . . . . .	104	32.81
WRITE-IN . . . . .	0	0.00
Total . . . . .	317	100.00
Overvotes . . . . .	1	
Undervotes . . . . .	180	
Judge of the Supreme Court, Position 2		
Vote For 1		
Dave Brewer . . . . .	263	99.62
WRITE-IN . . . . .	1	0.38
Total . . . . .	264	100.00
Overvotes . . . . .	0	
Undervotes . . . . .	234	
Judge of the Supreme Court, Position 6		
Vote For 1		
Virginia L Linder . . . . .	268	99.63
WRITE-IN . . . . .	1	0.37
Total . . . . .	269	100.00
Overvotes . . . . .	0	
Undervotes . . . . .	229	
Judge of the Court of Appeals, Pos. 6		
Vote For 1		
Tim Volpert . . . . .	89	29.47
Allan J Arlow . . . . .	58	19.21
James C Egan . . . . .	155	51.32
WRITE-IN . . . . .	0	0.00
Total . . . . .	302	100.00
Overvotes . . . . .	1	
Undervotes . . . . .	195	
Judge of the Court of Appeals, Pos. 5		
Vote For 1		
Rick Haselton . . . . .	264	99.25
WRITE-IN . . . . .	2	0.75
Total . . . . .	266	100.00
Overvotes . . . . .	0	
Undervotes . . . . .	232	

MAY 15, 2012  
PRIMARY ELECTION  
TILLAMOOK COUNTY, OREGON

	Total	Percent
Judge of the Court of Appeals, Pos. 8		
Vote For 1		
Lynn R Nakamoto . . . . .	272	99.63
WRITE-IN . . . . .	1	0.37
Total . . . . .	273	100.00
Overvotes . . . . .	0	
Undervotes . . . . .	225	
Judge of the Court of Appeals, Pos. 9		
Vote For 1		
Erika Hadlock . . . . .	260	99.62
WRITE-IN . . . . .	1	0.38
Total . . . . .	261	100.00
Overvotes . . . . .	0	
Undervotes . . . . .	237	
Judge of the Court of Appeals, Pos. 10		
Vote For 1		
Rex Armstrong . . . . .	255	99.61
WRITE-IN . . . . .	1	0.39
Total . . . . .	256	100.00
Overvotes . . . . .	0	
Undervotes . . . . .	242	
County Commissioner, Pos. No. 1		
Vote For 1		
Valerie Folkema . . . . .	97	21.23
Steven P Forster . . . . .	59	12.91
John Coopersmith . . . . .	46	10.07
Lisa Phipps . . . . .	181	39.61
Bill Baertlein . . . . .	24	5.25
Jill R Williams . . . . .	39	8.53
Thomas M Donohue . . . . .	11	2.41
WRITE-IN . . . . .	0	0.00
Total . . . . .	457	100.00
Overvotes . . . . .	2	
Undervotes . . . . .	39	
County Commissioner, Position No. 2		
Vote For 1		
Mark Labhart . . . . .	278	69.50
David Downs . . . . .	122	30.50
WRITE-IN . . . . .	0	0.00
Total . . . . .	400	100.00
Overvotes . . . . .	0	
Undervotes . . . . .	98	

MAY 15, 2012  
PRIMARY ELECTION  
TILLAMOOK COUNTY, OREGON

	Total	Percent
County Assessor		
Vote For 1		
Kari Fleisher . . . . .	128	32.00
Denise Vandecoevering . . . . .	272	68.00
WRITE-IN . . . . .	0	0.00
Total . . . . .	400	100.00
Overvotes . . . . .	0	
Undervotes . . . . .	98	
County Surveyor		
Vote For 1		
Danny R McNutt . . . . .	277	100.00
WRITE-IN . . . . .	0	0.00
Total . . . . .	277	100.00
Overvotes . . . . .	0	
Undervotes . . . . .	221	
Justice of the Peace		
Vote For 1		
Joel Stevens . . . . .	284	97.93
WRITE-IN . . . . .	6	2.07
Total . . . . .	290	100.00
Overvotes . . . . .	0	
Undervotes . . . . .	208	
29-125		
Vote For 1		
Yes . . . . .	382	81.80
No . . . . .	85	18.20
Total . . . . .	467	100.00
Overvotes . . . . .	0	
Undervotes . . . . .	31	
29-126		
Vote For 1		
Yes . . . . .	277	59.70
No . . . . .	187	40.30
Total . . . . .	464	100.00
Overvotes . . . . .	0	
Undervotes . . . . .	34	

MAY 15, 2012  
PRIMARY ELECTION  
TILLAMOOK COUNTY, OREGON

	Total	Percent
REGISTERED VOTERS - TOTAL . . . . .	414	
REGISTERED VOTERS - DEMOCRAT . . . . .	139	
REGISTERED VOTERS - REPUBLICAN . . . . .	186	
REGISTERED VOTERS - NONPARTISAN . . . . .	89	
BALLOTS COUNTED - TOTAL . . . . .	230	
BALLOTS COUNTED - DEMOCRAT . . . . .	83	
BALLOTS COUNTED - REPUBLICAN . . . . .	101	
BALLOTS COUNTED - NONPARTISAN . . . . .	46	
DEM - United States President and VP		
Vote For 1		
Barack Obama . . . . .	48	85.71
WRITE-IN . . . . .	8	14.29
Total . . . . .	56	100.00
Overvotes . . . . .	0	
Undervotes . . . . .	27	
DEM - Rep., 5th District		
Vote For 1		
Kurt Schrader . . . . .	52	96.30
WRITE-IN . . . . .	2	3.70
Total . . . . .	54	100.00
Overvotes . . . . .	0	
Undervotes . . . . .	29	
DEM - Secretary of State		
Vote For 1		
Kate Brown . . . . .	49	84.48
Paul Damian Wells . . . . .	9	15.52
WRITE-IN . . . . .	0	0.00
Total . . . . .	58	100.00
Overvotes . . . . .	0	
Undervotes . . . . .	25	
DEM - State Treasurer		
Vote For 1		
Ted Wheeler . . . . .	48	97.96
WRITE-IN . . . . .	1	2.04
Total . . . . .	49	100.00
Overvotes . . . . .	0	
Undervotes . . . . .	34	
DEM - Attorney General		
Vote For 1		
Dwight Holton . . . . .	30	47.62
Ellen Rosenblum . . . . .	33	52.38
WRITE-IN . . . . .	0	0.00
Total . . . . .	63	100.00
Overvotes . . . . .	0	
Undervotes . . . . .	20	

MAY 15, 2012  
PRIMARY ELECTION  
TILLAMOOK COUNTY, OREGON

	Total	Percent
DEM - State Senator, 5th District		
SENATE DISTRICT 5		
Vote For 1		
Arnie Roblan . . . . .	39	97.50
WRITE-IN . . . . .	1	2.50
Total . . . . .	40	100.00
Overvotes . . . . .	0	
Undervotes . . . . .	43	
DEM - State Representative, 10th District		
HOUSE DISTRICT 10		
Vote For 1		
David Gomborg . . . . .	41	97.62
WRITE-IN . . . . .	1	2.38
Total . . . . .	42	100.00
Overvotes . . . . .	0	
Undervotes . . . . .	41	
REP - United States President and VP		
Vote For 1		
Rick Santorum . . . . .	15	15.46
Ron Paul . . . . .	21	21.65
Newt Gingrich . . . . .	5	5.15
Mitt Romney . . . . .	54	55.67
WRITE-IN . . . . .	2	2.06
Total . . . . .	97	100.00
Overvotes . . . . .	0	
Undervotes . . . . .	4	
REP - Rep., 5th District		
Vote For 1		
Fred Thompson . . . . .	56	76.71
Karen Bowerman . . . . .	17	23.29
WRITE-IN . . . . .	0	0.00
Total . . . . .	73	100.00
Overvotes . . . . .	0	
Undervotes . . . . .	28	
REP - Secretary of State		
Vote For 1		
Knute Buehler . . . . .	44	97.78
WRITE-IN . . . . .	1	2.22
Total . . . . .	45	100.00
Overvotes . . . . .	0	
Undervotes . . . . .	56	
REP - State Treasurer		
Vote For 1		
NO CANDIDATE FILED		
WRITE-IN . . . . .	2	100.00
Total . . . . .	2	100.00
Overvotes . . . . .	0	
Undervotes . . . . .	99	

MAY 15, 2012  
PRIMARY ELECTION  
TILLAMOOK COUNTY, OREGON

	Total	Percent
REP - Attorney General		
Vote For 1		
NO CANDIDATE FILED		
WRITE-IN . . . . .	3	100.00
Total . . . . .	3	100.00
Overvotes . . . . .	0	
Undervotes . . . . .	98	
REP - State Senator, 5th District		
SENATE DISTRICT 5		
Vote For 1		
Scott Roberts . . . . .	53	100.00
WRITE-IN . . . . .	0	0.00
Total . . . . .	53	100.00
Overvotes . . . . .	0	
Undervotes . . . . .	48	
REP - State Representative, 10th District		
HOUSE DISTRICT 10		
Vote For 1		
Jerome Grant . . . . .	41	100.00
WRITE-IN . . . . .	0	0.00
Total . . . . .	41	100.00
Overvotes . . . . .	0	
Undervotes . . . . .	60	
Judge of the Supreme Court, Position 3		
Vote For 1		
Timothy J Sercombe . . . . .	40	30.77
Nena Cook . . . . .	41	31.54
Richard C Baldwin . . . . .	48	36.92
WRITE-IN . . . . .	1	0.77
Total . . . . .	130	100.00
Overvotes . . . . .	1	
Undervotes . . . . .	99	
Judge of the Supreme Court, Position 2		
Vote For 1		
Dave Brewer . . . . .	98	100.00
WRITE-IN . . . . .	0	0.00
Total . . . . .	98	100.00
Overvotes . . . . .	0	
Undervotes . . . . .	132	
Judge of the Supreme Court, Position 6		
Vote For 1		
Virginia L Linder . . . . .	94	98.95
WRITE-IN . . . . .	1	1.05
Total . . . . .	95	100.00
Overvotes . . . . .	0	
Undervotes . . . . .	135	

MAY 15, 2012  
PRIMARY ELECTION  
TILLAMOOK COUNTY, OREGON

	Total	Percent
Judge of the Court of Appeals, Pos. 6		
Vote For 1		
Tim Volpert . . . . .	31	25.83
Allan J Arlow . . . . .	31	25.83
James C Egan . . . . .	58	48.33
WRITE-IN . . . . .	0	0.00
Total . . . . .	120	100.00
Overvotes . . . . .	0	
Undervotes . . . . .	110	
Judge of the Court of Appeals, Pos. 5		
Vote For 1		
Rick Haselton . . . . .	95	100.00
WRITE-IN . . . . .	0	0.00
Total . . . . .	95	100.00
Overvotes . . . . .	0	
Undervotes . . . . .	135	
Judge of the Court of Appeals, Pos. 8		
Vote For 1		
Lynn R Nakamoto . . . . .	97	98.98
WRITE-IN . . . . .	1	1.02
Total . . . . .	98	100.00
Overvotes . . . . .	0	
Undervotes . . . . .	132	
Judge of the Court of Appeals, Pos. 9		
Vote For 1		
Erika Hadlock . . . . .	97	98.98
WRITE-IN . . . . .	1	1.02
Total . . . . .	98	100.00
Overvotes . . . . .	0	
Undervotes . . . . .	132	
Judge of the Court of Appeals, Pos. 10		
Vote For 1		
Rex Armstrong . . . . .	94	100.00
WRITE-IN . . . . .	0	0.00
Total . . . . .	94	100.00
Overvotes . . . . .	0	
Undervotes . . . . .	136	

MAY 15, 2012  
PRIMARY ELECTION  
TILLAMOOK COUNTY, OREGON

	Total	Percent
County Commissioner, Pos. No. 1		
Vote For 1		
Valerie Folkema . . . . .	23	10.18
Steven P Forster . . . . .	36	15.93
John Coopersmith . . . . .	7	3.10
Lisa Phipps . . . . .	23	10.18
Bill Baertlein . . . . .	66	29.20
Jill R Williams . . . . .	56	24.78
Thomas M Donohue . . . . .	14	6.19
WRITE-IN . . . . .	1	0.44
Total . . . . .	226	100.00
Overvotes . . . . .	0	
Undervotes . . . . .	4	
County Commissioner, Position No. 2		
Vote For 1		
Mark Labhart . . . . .	122	60.10
David Downs . . . . .	80	39.41
WRITE-IN . . . . .	1	0.49
Total . . . . .	203	100.00
Overvotes . . . . .	0	
Undervotes . . . . .	27	
County Assessor		
Vote For 1		
Kari Fleisher . . . . .	46	25.56
Denise Vandecoeveering . . . . .	134	74.44
WRITE-IN . . . . .	0	0.00
Total . . . . .	180	100.00
Overvotes . . . . .	0	
Undervotes . . . . .	50	
County Surveyor		
Vote For 1		
Danny R McNutt . . . . .	126	98.44
WRITE-IN . . . . .	2	1.56
Total . . . . .	128	100.00
Overvotes . . . . .	0	
Undervotes . . . . .	102	
Justice of the Peace		
Vote For 1		
Joel Stevens . . . . .	111	100.00
WRITE-IN . . . . .	0	0.00
Total . . . . .	111	100.00
Overvotes . . . . .	0	
Undervotes . . . . .	119	



MAY 15, 2012  
PRIMARY ELECTION  
TILLAMOOK COUNTY, OREGON

	Total	Percent
29-125		
Vote For 1		
Yes . . . . .	160	78.05
No . . . . .	45	21.95
Total . . . . .	205	100.00
Overvotes . . . . .	0	
Undervotes . . . . .	25	
29-126		
Vote For 1		
Yes . . . . .	59	26.58
No . . . . .	163	73.42
Total . . . . .	222	100.00
Overvotes . . . . .	0	
Undervotes . . . . .	8	

MAY 15, 2012  
PRIMARY ELECTION  
TILLAMOOK COUNTY, OREGON

	Total	Percent
REGISTERED VOTERS - TOTAL	402	
REGISTERED VOTERS - DEMOCRAT	124	
REGISTERED VOTERS - REPUBLICAN	183	
REGISTERED VOTERS - NONPARTISAN	95	
BALLOTS COUNTED - TOTAL	238	
BALLOTS COUNTED - DEMOCRAT	84	
BALLOTS COUNTED - REPUBLICAN	120	
BALLOTS COUNTED - NONPARTISAN	34	

DEM - United States President and VP

Vote For	1	
Barack Obama	57	87.69
WRITE-IN	8	12.31
Total	65	100.00
Overvotes	0	
Undervotes	19	

DEM - Rep., 5th District

Vote For	1	
Kurt Schrader	66	100.00
WRITE-IN	0	0.00
Total	66	100.00
Overvotes	0	
Undervotes	18	

DEM - Secretary of State

Vote For	1	
Kate Brown	56	91.80
Paul Damian Wells	5	8.20
WRITE-IN	0	0.00
Total	61	100.00
Overvotes	0	
Undervotes	23	

DEM - State Treasurer

Vote For	1	
Ted Wheeler	53	98.15
WRITE-IN	1	1.85
Total	54	100.00
Overvotes	0	
Undervotes	30	

DEM - Attorney General

Vote For	1	
Dwight Holton	31	49.21
Ellen Rosenblum	32	50.79
WRITE-IN	0	0.00
Total	63	100.00
Overvotes	0	
Undervotes	21	

MAY 15, 2012  
PRIMARY ELECTION  
TILLAMOOK COUNTY, OREGON

	Total	Percent
DEM - State Representative, 32nd District		
HOUSE DISTRICT 32		
Vote For 1		
Deborah Boone . . . . .	63	100.00
WRITE-IN . . . . .	0	0.00
Total . . . . .	63	100.00
Overvotes . . . . .	0	
Undervotes . . . . .	21	
REP - United States President and VP		
Vote For 1		
Rick Santorum . . . . .	16	14.04
Ron Paul . . . . .	23	20.18
Newt Gingrich . . . . .	6	5.26
Mitt Romney . . . . .	68	59.65
WRITE-IN . . . . .	1	0.88
Total . . . . .	114	100.00
Overvotes . . . . .	0	
Undervotes . . . . .	6	
REP - Rep., 5th District		
Vote For 1		
Fred Thompson . . . . .	66	71.74
Karen Bowerman . . . . .	26	28.26
WRITE-IN . . . . .	0	0.00
Total . . . . .	92	100.00
Overvotes . . . . .	0	
Undervotes . . . . .	28	
REP - Secretary of State		
Vote For 1		
Knute Buehler . . . . .	70	100.00
WRITE-IN . . . . .	0	0.00
Total . . . . .	70	100.00
Overvotes . . . . .	0	
Undervotes . . . . .	50	
REP - State Treasurer		
Vote For 1		
NO CANDIDATE FILED		
WRITE-IN . . . . .	5	100.00
Total . . . . .	5	100.00
Overvotes . . . . .	0	
Undervotes . . . . .	115	
REP - Attorney General		
Vote For 1		
NO CANDIDATE FILED		
WRITE-IN . . . . .	5	100.00
Total . . . . .	5	100.00
Overvotes . . . . .	0	
Undervotes . . . . .	115	

MAY 15, 2012  
PRIMARY ELECTION  
TILLAMOOK COUNTY, OREGON

	Total	Percent
REP - State Representative, 32nd District		
HOUSE DISTRICT 32		
Vote For 1		
Jim Welsh . . . . .	61	100.00
WRITE-IN . . . . .	0	0.00
Total . . . . .	61	100.00
Overvotes . . . . .	0	
Undervotes . . . . .	59	
Judge of the Supreme Court, Position 3		
Vote For 1		
Timothy J Sercombe . . . . .	39	27.66
Nena Cook . . . . .	44	31.21
Richard C Baldwin . . . . .	58	41.13
WRITE-IN . . . . .	0	0.00
Total . . . . .	141	100.00
Overvotes . . . . .	0	
Undervotes . . . . .	97	
Judge of the Supreme Court, Position 2		
Vote For 1		
Dave Brewer . . . . .	118	100.00
WRITE-IN . . . . .	0	0.00
Total . . . . .	118	100.00
Overvotes . . . . .	0	
Undervotes . . . . .	120	
Judge of the Supreme Court, Position 6		
Vote For 1		
Virginia L Linder . . . . .	115	100.00
WRITE-IN . . . . .	0	0.00
Total . . . . .	115	100.00
Overvotes . . . . .	0	
Undervotes . . . . .	123	
Judge of the Court of Appeals, Pos. 6		
Vote For 1		
Tim Volpert . . . . .	33	25.00
Allan J Arlow . . . . .	27	20.45
James C Egan . . . . .	72	54.55
WRITE-IN . . . . .	0	0.00
Total . . . . .	132	100.00
Overvotes . . . . .	0	
Undervotes . . . . .	106	
Judge of the Court of Appeals, Pos. 5		
Vote For 1		
Rick Haselton . . . . .	112	100.00
WRITE-IN . . . . .	0	0.00
Total . . . . .	112	100.00
Overvotes . . . . .	0	
Undervotes . . . . .	126	

MAY 15, 2012  
PRIMARY ELECTION  
TILLAMOOK COUNTY, OREGON

	Total	Percent
Judge of the Court of Appeals, Pos. 8		
Vote For 1		
Lynn R Nakamoto . . . . .	111	100.00
WRITE-IN . . . . .	0	0.00
Total . . . . .	111	100.00
Overvotes . . . . .	0	
Undervotes . . . . .	127	
Judge of the Court of Appeals, Pos. 9		
Vote For 1		
Erika Hadlock . . . . .	112	100.00
WRITE-IN . . . . .	0	0.00
Total . . . . .	112	100.00
Overvotes . . . . .	0	
Undervotes . . . . .	126	
Judge of the Court of Appeals, Pos. 10		
Vote For 1		
Rex Armstrong . . . . .	104	99.05
WRITE-IN . . . . .	1	0.95
Total . . . . .	105	100.00
Overvotes . . . . .	0	
Undervotes . . . . .	133	
County Commissioner, Pos. No. 1		
Vote For 1		
Valerie Folkema . . . . .	26	11.06
Steven P Forster . . . . .	41	17.45
John Coopersmith . . . . .	4	1.70
Lisa Phipps . . . . .	37	15.74
Bill Baertlein . . . . .	73	31.06
Jill R Williams . . . . .	42	17.87
Thomas M Donohue . . . . .	11	4.68
WRITE-IN . . . . .	1	0.43
Total . . . . .	235	100.00
Overvotes . . . . .	0	
Undervotes . . . . .	3	
County Commissioner, Position No. 2		
Vote For 1		
Mark Labhart . . . . .	157	69.47
David Downs . . . . .	69	30.53
WRITE-IN . . . . .	0	0.00
Total . . . . .	226	100.00
Overvotes . . . . .	0	
Undervotes . . . . .	12	

MAY 15, 2012  
PRIMARY ELECTION  
TILLAMOOK COUNTY, OREGON

	Total	Percent
County Assessor		
Vote For 1		
Kari Fleisher . . . . .	42	20.39
Denise Vandecoeveering . . . . .	164	79.61
WRITE-IN . . . . .	0	0.00
Total . . . . .	206	100.00
Overvotes . . . . .	0	
Undervotes . . . . .	32	
County Surveyor		
Vote For 1		
Danny R McNutt . . . . .	155	100.00
WRITE-IN . . . . .	0	0.00
Total . . . . .	155	100.00
Overvotes . . . . .	0	
Undervotes . . . . .	83	
Justice of the Peace		
Vote For 1		
Joel Stevens . . . . .	127	98.45
WRITE-IN . . . . .	2	1.55
Total . . . . .	129	100.00
Overvotes . . . . .	0	
Undervotes . . . . .	109	
29-125		
Vote For 1		
Yes . . . . .	185	80.79
No . . . . .	44	19.21
Total . . . . .	229	100.00
Overvotes . . . . .	0	
Undervotes . . . . .	9	
29-126		
Vote For 1		
Yes . . . . .	87	37.83
No . . . . .	143	62.17
Total . . . . .	230	100.00
Overvotes . . . . .	0	
Undervotes . . . . .	8	

MAY 15, 2012  
PRIMARY ELECTION  
TILLAMOOK COUNTY, OREGON

	Total	Percent
REGISTERED VOTERS - TOTAL . . . . .	245	
REGISTERED VOTERS - DEMOCRAT . . . . .	95	
REGISTERED VOTERS - REPUBLICAN . . . . .	94	
REGISTERED VOTERS - NONPARTISAN . . . . .	56	
BALLOTS COUNTED - TOTAL . . . . .	131	
BALLOTS COUNTED - DEMOCRAT . . . . .	57	
BALLOTS COUNTED - REPUBLICAN . . . . .	58	
BALLOTS COUNTED - NONPARTISAN . . . . .	16	
DEM - United States President and VP		
Vote For 1		
Barack Obama . . . . .	39	90.70
WRITE-IN . . . . .	4	9.30
Total . . . . .	43	100.00
Overvotes . . . . .	0	
Undervotes . . . . .	14	
DEM - Rep., 5th District		
Vote For 1		
Kurt Schrader . . . . .	42	97.67
WRITE-IN . . . . .	1	2.33
Total . . . . .	43	100.00
Overvotes . . . . .	0	
Undervotes . . . . .	14	
DEM - Secretary of State		
Vote For 1		
Kate Brown . . . . .	38	82.61
Paul Damian Wells . . . . .	8	17.39
WRITE-IN . . . . .	0	0.00
Total . . . . .	46	100.00
Overvotes . . . . .	0	
Undervotes . . . . .	11	
DEM - State Treasurer		
Vote For 1		
Ted Wheeler . . . . .	41	100.00
WRITE-IN . . . . .	0	0.00
Total . . . . .	41	100.00
Overvotes . . . . .	0	
Undervotes . . . . .	16	
DEM - Attorney General		
Vote For 1		
Dwight Holton . . . . .	18	38.30
Ellen Rosenblum . . . . .	29	61.70
WRITE-IN . . . . .	0	0.00
Total . . . . .	47	100.00
Overvotes . . . . .	0	
Undervotes . . . . .	10	

111

MAY 15, 2012  
PRIMARY ELECTION  
TILLAMOOK COUNTY, OREGON

Total Percent

DEM - State Senator, 5th District  
SENATE DISTRICT 5

Vote For 1		
Arnie Roblan . . . . .	38	100.00
WRITE-IN . . . . .	0	0.00
Total . . . . .	38	100.00
Overvotes . . . . .	0	
Undervotes . . . . .	19	

DEM - State Representative, 10th District  
HOUSE DISTRICT 10

Vote For 1		
David Gomberg . . . . .	37	100.00
WRITE-IN . . . . .	0	0.00
Total . . . . .	37	100.00
Overvotes . . . . .	0	
Undervotes . . . . .	20	

REP - United States President and VP

Vote For 1		
Rick Santorum . . . . .	6	11.32
Ron Paul . . . . .	9	16.98
Newt Gingrich . . . . .	4	7.55
Mitt Romney . . . . .	34	64.15
WRITE-IN . . . . .	0	0.00
Total . . . . .	53	100.00
Overvotes . . . . .	0	
Undervotes . . . . .	5	

REP - Rep., 5th District

Vote For 1		
Fred Thompson . . . . .	31	65.96
Karen Bowerman . . . . .	16	34.04
WRITE-IN . . . . .	0	0.00
Total . . . . .	47	100.00
Overvotes . . . . .	0	
Undervotes . . . . .	11	

REP - Secretary of State

Vote For 1		
Knute Buehler . . . . .	35	97.22
WRITE-IN . . . . .	1	2.78
Total . . . . .	36	100.00
Overvotes . . . . .	0	
Undervotes . . . . .	22	

REP - State Treasurer

Vote For 1		
NO CANDIDATE FILED		
WRITE-IN . . . . .	5	100.00
Total . . . . .	5	100.00
Overvotes . . . . .	0	
Undervotes . . . . .	53	



MAY 15, 2012  
PRIMARY ELECTION  
TILLAMOOK COUNTY, OREGON

	Total	Percent
REP - Attorney General		
Vote For 1		
NO CANDIDATE FILED		
WRITE-IN . . . . .	1	100.00
Total . . . . .	1	100.00
Overvotes . . . . .	0	
Undervotes . . . . .	57	
REP - State Senator, 5th District		
SENATE DISTRICT 5		
Vote For 1		
Scott Roberts . . . . .	38	100.00
WRITE-IN . . . . .	0	0.00
Total . . . . .	38	100.00
Overvotes . . . . .	0	
Undervotes . . . . .	20	
REP - State Representative, 10th District		
HOUSE DISTRICT 10		
Vote For 1		
Jerome Grant . . . . .	32	100.00
WRITE-IN . . . . .	0	0.00
Total . . . . .	32	100.00
Overvotes . . . . .	0	
Undervotes . . . . .	26	
Judge of the Supreme Court, Position 3		
Vote For 1		
Timothy J Sercombe . . . . .	16	17.39
Nena Cook . . . . .	37	40.22
Richard C Baldwin . . . . .	39	42.39
WRITE-IN . . . . .	0	0.00
Total . . . . .	92	100.00
Overvotes . . . . .	0	
Undervotes . . . . .	39	
Judge of the Supreme Court, Position 2		
Vote For 1		
Dave Brewer . . . . .	75	100.00
WRITE-IN . . . . .	0	0.00
Total . . . . .	75	100.00
Overvotes . . . . .	0	
Undervotes . . . . .	56	
Judge of the Supreme Court, Position 6		
Vote For 1		
Virginia L Linder . . . . .	72	100.00
WRITE-IN . . . . .	0	0.00
Total . . . . .	72	100.00
Overvotes . . . . .	0	
Undervotes . . . . .	59	

MAY 15, 2012  
PRIMARY ELECTION  
TILLAMOOK COUNTY, OREGON

	Total	Percent
Judge of the Court of Appeals, Pos. 6		
Vote For 1		
Tim Volpert . . . . .	22	24.72
Allan J Arlow . . . . .	18	20.22
James C Egan . . . . .	49	55.06
WRITE-IN . . . . .	0	0.00
Total . . . . .	89	100.00
Overvotes . . . . .	0	
Undervotes . . . . .	42	
Judge of the Court of Appeals, Pos. 5		
Vote For 1		
Rick Haselton . . . . .	72	100.00
WRITE-IN . . . . .	0	0.00
Total . . . . .	72	100.00
Overvotes . . . . .	0	
Undervotes . . . . .	59	
Judge of the Court of Appeals, Pos. 8		
Vote For 1		
Lynn R Nakamoto . . . . .	74	100.00
WRITE-IN . . . . .	0	0.00
Total . . . . .	74	100.00
Overvotes . . . . .	0	
Undervotes . . . . .	57	
Judge of the Court of Appeals, Pos. 9		
Vote For 1		
Erika Hadlock . . . . .	74	100.00
WRITE-IN . . . . .	0	0.00
Total . . . . .	74	100.00
Overvotes . . . . .	0	
Undervotes . . . . .	57	
Judge of the Court of Appeals, Pos. 10		
Vote For 1		
Rex Armstrong . . . . .	73	100.00
WRITE-IN . . . . .	0	0.00
Total . . . . .	73	100.00
Overvotes . . . . .	0	
Undervotes . . . . .	58	

MAY 15, 2012  
PRIMARY ELECTION  
TILLAMOOK COUNTY, OREGON

	Total	Percent
County Commissioner, Pos. No. 1		
Vote For 1		
Valerie Folkema . . . . .	9	7.03
Steven P Forster . . . . .	32	25.00
John Coopersmith . . . . .	0	0.00
Lisa Phipps . . . . .	24	18.75
Bill Baertlein . . . . .	35	27.34
Jill R Williams . . . . .	20	15.63
Thomas M Donohue . . . . .	8	6.25
WRITE-IN . . . . .	0	0.00
Total . . . . .	128	100.00
Overvotes . . . . .	0	
Undervotes . . . . .	3	

County Commissioner, Position No. 2		
Vote For 1		
Mark Labhart . . . . .	79	64.75
David Downs . . . . .	43	35.25
WRITE-IN . . . . .	0	0.00
Total . . . . .	122	100.00
Overvotes . . . . .	0	
Undervotes . . . . .	9	

County Assessor		
Vote For 1		
Kari Fleisher . . . . .	42	36.84
Denise Vandecoeveering . . . . .	72	63.16
WRITE-IN . . . . .	0	0.00
Total . . . . .	114	100.00
Overvotes . . . . .	1	
Undervotes . . . . .	16	

County Surveyor		
Vote For 1		
Danny R McNutt . . . . .	82	100.00
WRITE-IN . . . . .	0	0.00
Total . . . . .	82	100.00
Overvotes . . . . .	0	
Undervotes . . . . .	49	

Justice of the Peace		
Vote For 1		
Joel Stevens . . . . .	73	100.00
WRITE-IN . . . . .	0	0.00
Total . . . . .	73	100.00
Overvotes . . . . .	0	
Undervotes . . . . .	58	

MAY 15, 2012  
PRIMARY ELECTION  
TILLAMOOK COUNTY, OREGON

													Total Percent		
29-125															
Vote For 1															
Yes	.	.	.	.	.	.	.	.	.	.	.	.	.	105	85.37
No	.	.	.	.	.	.	.	.	.	.	.	.	.	18	14.63
Total													123	100.00	
Overvotes													0		
Undervotes													8		
29-126															
Vote For 1															
Yes	.	.	.	.	.	.	.	.	.	.	.	.	.	49	38.28
No	.	.	.	.	.	.	.	.	.	.	.	.	.	79	61.72
Total													128	100.00	
Overvotes													0		
Undervotes													3		

MAY 15, 2012  
PRIMARY ELECTION  
TILLAMOOK COUNTY, OREGON

	Total	Percent
REGISTERED VOTERS - TOTAL . . . . .	898	
REGISTERED VOTERS - DEMOCRAT . . . . .	363	
REGISTERED VOTERS - REPUBLICAN . . . . .	314	
REGISTERED VOTERS - NONPARTISAN . . . . .	221	
BALLOTS COUNTED - TOTAL . . . . .	514	
BALLOTS COUNTED - DEMOCRAT . . . . .	216	
BALLOTS COUNTED - REPUBLICAN . . . . .	211	
BALLOTS COUNTED - NONPARTISAN . . . . .	87	

DEM - United States President and VP

Vote For 1	
Barack Obama . . . . .	171 93.96
WRITE-IN . . . . .	11 6.04
Total . . . . .	182 100.00
Overvotes . . . . .	0
Undervotes . . . . .	34

DEM - Rep., 5th District

Vote For 1	
Kurt Schrader . . . . .	164 98.20
WRITE-IN . . . . .	3 1.80
Total . . . . .	167 100.00
Overvotes . . . . .	0
Undervotes . . . . .	49

DEM - Secretary of State

Vote For 1	
Kate Brown . . . . .	150 92.59
Paul Damian Wells . . . . .	10 6.17
WRITE-IN . . . . .	2 1.23
Total . . . . .	162 100.00
Overvotes . . . . .	0
Undervotes . . . . .	54

DEM - State Treasurer

Vote For 1	
Ted Wheeler . . . . .	138 98.57
WRITE-IN . . . . .	2 1.43
Total . . . . .	140 100.00
Overvotes . . . . .	0
Undervotes . . . . .	76

DEM - Attorney General

Vote For 1	
Dwight Holton . . . . .	50 30.49
Ellen Rosenblum . . . . .	114 69.51
WRITE-IN . . . . .	0 0.00
Total . . . . .	164 100.00
Overvotes . . . . .	0
Undervotes . . . . .	52

MAY 15, 2012  
PRIMARY ELECTION  
TILLAMOOK COUNTY, OREGON

Total Percent

DEM - State Senator, 5th District

SENATE DISTRICT 5

Vote For 1

Arnie Roblan . . . . .	122	97.60
WRITE-IN . . . . .	3	2.40
Total . . . . .	125	100.00
Overvotes . . . . .	0	
Undervotes . . . . .	91	

DEM - State Representative, 10th District

HOUSE DISTRICT 10

Vote For 1

David Gomborg . . . . .	115	96.64
WRITE-IN . . . . .	4	3.36
Total . . . . .	119	100.00
Overvotes . . . . .	0	
Undervotes . . . . .	97	

REP - United States President and VP

Vote For 1

Rick Santorum . . . . .	12	6.19
Ron Paul . . . . .	34	17.53
Newt Gingrich . . . . .	16	8.25
Mitt Romney . . . . .	129	66.49
WRITE-IN . . . . .	3	1.55
Total . . . . .	194	100.00
Overvotes . . . . .	0	
Undervotes . . . . .	17	

REP - Rep., 5th District

Vote For 1

Fred Thompson . . . . .	107	70.39
Karen Bowerman . . . . .	45	29.61
WRITE-IN . . . . .	0	0.00
Total . . . . .	152	100.00
Overvotes . . . . .	0	
Undervotes . . . . .	59	

REP - Secretary of State

Vote For 1

Knute Buehler . . . . .	120	98.36
WRITE-IN . . . . .	2	1.64
Total . . . . .	122	100.00
Overvotes . . . . .	0	
Undervotes . . . . .	89	

REP - State Treasurer

Vote For 1

NO CANDIDATE FILED

WRITE-IN . . . . .	5	100.00
Total . . . . .	5	100.00
Overvotes . . . . .	0	
Undervotes . . . . .	206	

MAY 15, 2012  
PRIMARY ELECTION  
TILLAMOOK COUNTY, OREGON

	Total	Percent
REP - Attorney General		
Vote For 1		
NO CANDIDATE FILED		
WRITE-IN . . . . .	8	100.00
Total . . . . .	8	100.00
Overvotes . . . . .	0	
Undervotes . . . . .	203	
REP - State Senator, 5th District		
SENATE DISTRICT 5		
Vote For 1		
Scott Roberts . . . . .	116	99.15
WRITE-IN . . . . .	1	0.85
Total . . . . .	117	100.00
Overvotes . . . . .	0	
Undervotes . . . . .	94	
REP - State Representative, 10th District		
HOUSE DISTRICT 10		
Vote For 1		
Jerome Grant . . . . .	116	99.15
WRITE-IN . . . . .	1	0.85
Total . . . . .	117	100.00
Overvotes . . . . .	0	
Undervotes . . . . .	94	
Judge of the Supreme Court, Position 3		
Vote For 1		
Timothy J Sercombe . . . . .	86	28.10
Nena Cook . . . . .	122	39.87
Richard C Baldwin . . . . .	97	31.70
WRITE-IN . . . . .	1	0.33
Total . . . . .	306	100.00
Overvotes . . . . .	0	
Undervotes . . . . .	208	
Judge of the Supreme Court, Position 2		
Vote For 1		
Dave Brewer . . . . .	237	99.58
WRITE-IN . . . . .	1	0.42
Total . . . . .	238	100.00
Overvotes . . . . .	0	
Undervotes . . . . .	276	
Judge of the Supreme Court, Position 6		
Vote For 1		
Virginia L Linder . . . . .	226	99.56
WRITE-IN . . . . .	1	0.44
Total . . . . .	227	100.00
Overvotes . . . . .	0	
Undervotes . . . . .	287	

MAY 15, 2012  
PRIMARY ELECTION  
TILLAMOOK COUNTY, OREGON

	Total	Percent
Judge of the Court of Appeals, Pos. 6		
Vote For 1		
Tim Volpert . . . . .	92	31.72
Allan J Arlow . . . . .	71	24.48
James C Egan . . . . .	127	43.79
WRITE-IN . . . . .	0	0.00
Total . . . . .	290	100.00
Overvotes . . . . .	0	
Undervotes . . . . .	224	
Judge of the Court of Appeals, Pos. 5		
Vote For 1		
Rick Haselton . . . . .	230	100.00
WRITE-IN . . . . .	0	0.00
Total . . . . .	230	100.00
Overvotes . . . . .	0	
Undervotes . . . . .	284	
Judge of the Court of Appeals, Pos. 8		
Vote For 1		
Lynn R Nakamoto . . . . .	241	100.00
WRITE-IN . . . . .	0	0.00
Total . . . . .	241	100.00
Overvotes . . . . .	0	
Undervotes . . . . .	273	
Judge of the Court of Appeals, Pos. 9		
Vote For 1		
Erika Hadlock . . . . .	230	100.00
WRITE-IN . . . . .	0	0.00
Total . . . . .	230	100.00
Overvotes . . . . .	0	
Undervotes . . . . .	284	
Judge of the Court of Appeals, Pos. 10		
Vote For 1		
Rex Armstrong . . . . .	230	100.00
WRITE-IN . . . . .	0	0.00
Total . . . . .	230	100.00
Overvotes . . . . .	0	
Undervotes . . . . .	284	



MAY 15, 2012  
PRIMARY ELECTION  
TILLAMOOK COUNTY, OREGON

	Total	Percent
County Commissioner, Pos. No. 1		
Vote For 1		
Valerie Folkema . . . . .	45	9.72
Steven P Forster . . . . .	26	5.62
John Coopersmith . . . . .	10	2.16
Lisa Phipps . . . . .	173	37.37
Bill Baertlein . . . . .	38	8.21
Jill R Williams . . . . .	33	7.13
Thomas M Donohue . . . . .	138	29.81
WRITE-IN . . . . .	0	0.00
Total . . . . .	463	100.00
Overvotes . . . . .	0	
Undervotes . . . . .	51	
County Commissioner, Position No. 2		
Vote For 1		
Mark Labhart . . . . .	271	65.94
David Downs . . . . .	140	34.06
WRITE-IN . . . . .	0	0.00
Total . . . . .	411	100.00
Overvotes . . . . .	0	
Undervotes . . . . .	103	
County Assessor		
Vote For 1		
Kari Fleisher . . . . .	134	37.64
Denise Vandecoevering . . . . .	222	62.36
WRITE-IN . . . . .	0	0.00
Total . . . . .	356	100.00
Overvotes . . . . .	0	
Undervotes . . . . .	158	
County Surveyor		
Vote For 1		
Danny R McNutt . . . . .	239	99.17
WRITE-IN . . . . .	2	0.83
Total . . . . .	241	100.00
Overvotes . . . . .	0	
Undervotes . . . . .	273	
Justice of the Peace		
Vote For 1		
Joel Stevens . . . . .	233	98.73
WRITE-IN . . . . .	3	1.27
Total . . . . .	236	100.00
Overvotes . . . . .	0	
Undervotes . . . . .	278	

MAY 15, 2012  
PRIMARY ELECTION  
TILLAMOOK COUNTY, OREGON

	Total	Percent
29-125		
Vote For 1		
Yes . . . . .	386	82.13
No . . . . .	84	17.87
Total . . . . .	470	100.00
Overvotes . . . . .	0	
Undervotes . . . . .	44	
29-126		
Vote For 1		
Yes . . . . .	289	60.59
No . . . . .	188	39.41
Total . . . . .	477	100.00
Overvotes . . . . .	0	
Undervotes . . . . .	37	

MAY 15, 2012  
PRIMARY ELECTION  
TILLAMOOK COUNTY, OREGON

	Total	Percent
REGISTERED VOTERS - TOTAL . . . . .	230	
REGISTERED VOTERS - DEMOCRAT . . . . .	102	
REGISTERED VOTERS - REPUBLICAN . . . . .	69	
REGISTERED VOTERS - NONPARTISAN . . . . .	59	
BALLOTS COUNTED - TOTAL . . . . .	149	
BALLOTS COUNTED - DEMOCRAT . . . . .	76	
BALLOTS COUNTED - REPUBLICAN . . . . .	48	
BALLOTS COUNTED - NONPARTISAN . . . . .	25	

DEM - United States President and VP  
Vote For 1

Barack Obama . . . . .	64	95.52
WRITE-IN . . . . .	3	4.48
Total . . . . .	67	100.00
Overvotes . . . . .	0	
Undervotes . . . . .	9	

DEM - Rep., 5th District  
Vote For 1

Kurt Schrader . . . . .	61	98.39
WRITE-IN . . . . .	1	1.61
Total . . . . .	62	100.00
Overvotes . . . . .	0	
Undervotes . . . . .	14	

DEM - Secretary of State  
Vote For 1

Kate Brown . . . . .	57	91.94
Paul Damian Wells . . . . .	4	6.45
WRITE-IN . . . . .	1	1.61
Total . . . . .	62	100.00
Overvotes . . . . .	0	
Undervotes . . . . .	14	

DEM - State Treasurer  
Vote For 1

Ted Wheeler . . . . .	56	98.25
WRITE-IN . . . . .	1	1.75
Total . . . . .	57	100.00
Overvotes . . . . .	0	
Undervotes . . . . .	19	

DEM - Attorney General  
Vote For 1

Dwight Holton . . . . .	19	31.67
Ellen Rosenblum . . . . .	40	66.67
WRITE-IN . . . . .	1	1.67
Total . . . . .	60	100.00
Overvotes . . . . .	0	
Undervotes . . . . .	16	

MAY 15, 2012  
PRIMARY ELECTION  
TILLAMOOK COUNTY, OREGON

	Total	Percent
DEM - State Representative, 32nd District		
HOUSE DISTRICT 32		
Vote For 1		
Deborah Boone . . . . .	59	98.33
WRITE-IN . . . . .	1	1.67
Total . . . . .	60	100.00
Overvotes . . . . .	0	
Undervotes . . . . .	16	
REP - United States President and VP		
Vote For 1		
Rick Santorum . . . . .	2	4.44
Ron Paul . . . . .	5	11.11
Newt Gingrich . . . . .	1	2.22
Mitt Romney . . . . .	35	77.78
WRITE-IN . . . . .	2	4.44
Total . . . . .	45	100.00
Overvotes . . . . .	0	
Undervotes . . . . .	3	
REP - Rep., 5th District		
Vote For 1		
Fred Thompson . . . . .	25	64.10
Karen Bowerman . . . . .	14	35.90
WRITE-IN . . . . .	0	0.00
Total . . . . .	39	100.00
Overvotes . . . . .	0	
Undervotes . . . . .	9	
REP - Secretary of State		
Vote For 1		
Knute Buehler . . . . .	30	96.77
WRITE-IN . . . . .	1	3.23
Total . . . . .	31	100.00
Overvotes . . . . .	0	
Undervotes . . . . .	17	
REP - State Treasurer		
Vote For 1		
NO CANDIDATE FILED		
WRITE-IN . . . . .	1	100.00
Total . . . . .	1	100.00
Overvotes . . . . .	0	
Undervotes . . . . .	47	
REP - Attorney General		
Vote For 1		
NO CANDIDATE FILED		
WRITE-IN . . . . .	1	100.00
Total . . . . .	1	100.00
Overvotes . . . . .	0	
Undervotes . . . . .	47	

MAY 15, 2012  
PRIMARY ELECTION  
TILLAMOOK COUNTY, OREGON

	Total	Percent
REP - State Representative, 32nd District		
HOUSE DISTRICT 32		
Vote For 1		
Jim Welsh . . . . .	28	96.55
WRITE-IN . . . . .	1	3.45
Total . . . . .	29	100.00
Overvotes . . . . .	0	
Undervotes . . . . .	19	
Judge of the Supreme Court, Position 3		
Vote For 1		
Timothy J Sercombe . . . . .	21	21.00
Nena Cook . . . . .	43	43.00
Richard C Baldwin . . . . .	33	33.00
WRITE-IN . . . . .	3	3.00
Total . . . . .	100	100.00
Overvotes . . . . .	0	
Undervotes . . . . .	49	
Judge of the Supreme Court, Position 2		
Vote For 1		
Dave Brewer . . . . .	80	96.39
WRITE-IN . . . . .	3	3.61
Total . . . . .	83	100.00
Overvotes . . . . .	0	
Undervotes . . . . .	66	
Judge of the Supreme Court, Position 6		
Vote For 1		
Virginia L Linder . . . . .	78	95.12
WRITE-IN . . . . .	4	4.88
Total . . . . .	82	100.00
Overvotes . . . . .	0	
Undervotes . . . . .	67	
Judge of the Court of Appeals, Pos. 6		
Vote For 1		
Tim Volpert . . . . .	31	33.33
Allan J Arlow . . . . .	22	23.66
James C Egan . . . . .	39	41.94
WRITE-IN . . . . .	1	1.08
Total . . . . .	93	100.00
Overvotes . . . . .	0	
Undervotes . . . . .	56	
Judge of the Court of Appeals, Pos. 5		
Vote For 1		
Rick Haselton . . . . .	72	96.00
WRITE-IN . . . . .	3	4.00
Total . . . . .	75	100.00
Overvotes . . . . .	0	
Undervotes . . . . .	74	

MAY 15, 2012  
PRIMARY ELECTION  
TILLAMOOK COUNTY, OREGON

	Total	Percent
Judge of the Court of Appeals, Pos. 8		
Vote For 1		
Lynn R Nakamoto . . . . .	76	97.44
WRITE-IN . . . . .	2	2.56
Total . . . . .	78	100.00
Overvotes . . . . .	0	
Undervotes . . . . .	71	
Judge of the Court of Appeals, Pos. 9		
Vote For 1		
Erika Hadlock . . . . .	79	97.53
WRITE-IN . . . . .	2	2.47
Total . . . . .	81	100.00
Overvotes . . . . .	0	
Undervotes . . . . .	68	
Judge of the Court of Appeals, Pos. 10		
Vote For 1		
Rex Armstrong . . . . .	76	96.20
WRITE-IN . . . . .	3	3.80
Total . . . . .	79	100.00
Overvotes . . . . .	0	
Undervotes . . . . .	70	
County Commissioner, Pos. No. 1		
Vote For 1		
Valerie Folkema . . . . .	16	11.19
Steven P Forster . . . . .	20	13.99
John Coopersmith . . . . .	4	2.80
Lisa Phipps . . . . .	42	29.37
Bill Baertlein . . . . .	33	23.08
Jill R Williams . . . . .	25	17.48
Thomas M Donohue . . . . .	2	1.40
WRITE-IN . . . . .	1	0.70
Total . . . . .	143	100.00
Overvotes . . . . .	0	
Undervotes . . . . .	6	
County Commissioner, Position No. 2		
Vote For 1		
Mark Labhart . . . . .	82	62.60
David Downs . . . . .	48	36.64
WRITE-IN . . . . .	1	0.76
Total . . . . .	131	100.00
Overvotes . . . . .	0	
Undervotes . . . . .	18	

MAY 15, 2012  
PRIMARY ELECTION  
TILLAMOOK COUNTY, OREGON

Total Percent

County Assessor

Vote For 1

Kari Fleisher . . . . .	46	37.70
Denise Vandecoeveering . . . . .	75	61.48
WRITE-IN . . . . .	1	0.82
Total . . . . .	122	100.00
Overvotes . . . . .	0	
Undervotes . . . . .	27	

County Surveyor

Vote For 1

Danny R McNutt . . . . .	85	97.70
WRITE-IN . . . . .	2	2.30
Total . . . . .	87	100.00
Overvotes . . . . .	0	
Undervotes . . . . .	62	

Justice of the Peace

Vote For 1

Joel Stevens . . . . .	77	95.06
WRITE-IN . . . . .	4	4.94
Total . . . . .	81	100.00
Overvotes . . . . .	0	
Undervotes . . . . .	68	

29-125

Vote For 1

Yes . . . . .	116	85.29
No . . . . .	20	14.71
Total . . . . .	136	100.00
Overvotes . . . . .	0	
Undervotes . . . . .	13	

29-126

Vote For 1

Yes . . . . .	83	60.58
No . . . . .	54	39.42
Total . . . . .	137	100.00
Overvotes . . . . .	1	
Undervotes . . . . .	11	

MAY 15, 2012  
PRIMARY ELECTION  
TILLAMOOK COUNTY, OREGON

	Total	Percent
REGISTERED VOTERS - TOTAL . . . . .	344	
REGISTERED VOTERS - DEMOCRAT . . . . .	162	
REGISTERED VOTERS - REPUBLICAN . . . . .	90	
REGISTERED VOTERS - NONPARTISAN . . . . .	92	
BALLOTS COUNTED - TOTAL . . . . .	192	
BALLOTS COUNTED - DEMOCRAT . . . . .	94	
BALLOTS COUNTED - REPUBLICAN . . . . .	58	
BALLOTS COUNTED - NONPARTISAN . . . . .	40	

DEM - United States President and VP  
Vote For 1

Barack Obama . . . . .	81	95.29
WRITE-IN . . . . .	4	4.71
Total . . . . .	85	100.00
Overvotes . . . . .	0	
Undervotes . . . . .	9	

DEM - Rep., 5th District

Vote For 1		
Kurt Schrader . . . . .	70	100.00
WRITE-IN . . . . .	0	0.00
Total . . . . .	70	100.00
Overvotes . . . . .	0	
Undervotes . . . . .	24	

DEM - Secretary of State

Vote For 1		
Kate Brown . . . . .	70	88.61
Paul Damian Wells . . . . .	9	11.39
WRITE-IN . . . . .	0	0.00
Total . . . . .	79	100.00
Overvotes . . . . .	0	
Undervotes . . . . .	15	

DEM - State Treasurer

Vote For 1		
Ted Wheeler . . . . .	67	100.00
WRITE-IN . . . . .	0	0.00
Total . . . . .	67	100.00
Overvotes . . . . .	0	
Undervotes . . . . .	27	

DEM - Attorney General

Vote For 1		
Dwight Holton . . . . .	27	33.75
Ellen Rosenblum . . . . .	53	66.25
WRITE-IN . . . . .	0	0.00
Total . . . . .	80	100.00
Overvotes . . . . .	0	
Undervotes . . . . .	14	



MAY 15, 2012  
PRIMARY ELECTION  
TILLAMOOK COUNTY, OREGON

	Total	Percent
DEM - State Representative, 32nd District		
HOUSE DISTRICT 32		
Vote For 1		
Deborah Boone . . . . .	72	100.00
WRITE-IN . . . . .	0	0.00
Total . . . . .	72	100.00
Overvotes . . . . .	0	
Undervotes . . . . .	22	
REP - United States President and VP		
Vote For 1		
Rick Santorum . . . . .	4	7.14
Ron Paul . . . . .	14	25.00
Newt Gingrich . . . . .	7	12.50
Mitt Romney . . . . .	30	53.57
WRITE-IN . . . . .	1	1.79
Total . . . . .	56	100.00
Overvotes . . . . .	0	
Undervotes . . . . .	2	
REP - Rep., 5th District		
Vote For 1		
Fred Thompson . . . . .	22	57.89
Karen Bowerman . . . . .	16	42.11
WRITE-IN . . . . .	0	0.00
Total . . . . .	38	100.00
Overvotes . . . . .	0	
Undervotes . . . . .	20	
REP - Secretary of State		
Vote For 1		
Knute Buehler . . . . .	36	100.00
WRITE-IN . . . . .	0	0.00
Total . . . . .	36	100.00
Overvotes . . . . .	0	
Undervotes . . . . .	22	
REP - State Treasurer		
Vote For 1		
NO CANDIDATE FILED		
WRITE-IN . . . . .	5	100.00
Total . . . . .	5	100.00
Overvotes . . . . .	0	
Undervotes . . . . .	53	
REP - Attorney General		
Vote For 1		
NO CANDIDATE FILED		
WRITE-IN . . . . .	6	100.00
Total . . . . .	6	100.00
Overvotes . . . . .	0	
Undervotes . . . . .	52	

MAY 15, 2012  
PRIMARY ELECTION  
TILLAMOOK COUNTY, OREGON

	Total	Percent
REP - State Representative, 32nd District		
HOUSE DISTRICT 32		
Vote For 1		
Jim Welsh . . . . .	30	96.77
WRITE-IN . . . . .	1	3.23
Total . . . . .	31	100.00
Overvotes . . . . .	0	
Undervotes . . . . .	27	
Judge of the Supreme Court, Position 3		
Vote For 1		
Timothy J Sercombe . . . . .	27	21.77
Nena Cook . . . . .	49	39.52
Richard C Baldwin . . . . .	46	37.10
WRITE-IN . . . . .	2	1.61
Total . . . . .	124	100.00
Overvotes . . . . .	0	
Undervotes . . . . .	68	
Judge of the Supreme Court, Position 2		
Vote For 1		
Dave Brewer . . . . .	101	98.06
WRITE-IN . . . . .	2	1.94
Total . . . . .	103	100.00
Overvotes . . . . .	0	
Undervotes . . . . .	89	
Judge of the Supreme Court, Position 6		
Vote For 1		
Virginia L Linder . . . . .	95	97.94
WRITE-IN . . . . .	2	2.06
Total . . . . .	97	100.00
Overvotes . . . . .	0	
Undervotes . . . . .	95	
Judge of the Court of Appeals, Pos. 6		
Vote For 1		
Tim Volpert . . . . .	30	26.09
Allan J Arlow . . . . .	19	16.52
James C Egan . . . . .	64	55.65
WRITE-IN . . . . .	2	1.74
Total . . . . .	115	100.00
Overvotes . . . . .	0	
Undervotes . . . . .	77	
Judge of the Court of Appeals, Pos. 5		
Vote For 1		
Rick Haselton . . . . .	88	97.78
WRITE-IN . . . . .	2	2.22
Total . . . . .	90	100.00
Overvotes . . . . .	0	
Undervotes . . . . .	102	

MAY 15, 2012  
PRIMARY ELECTION  
TILLAMOOK COUNTY, OREGON

Total Percent

Judge of the Court of Appeals, Pos. 8

Vote For 1

Lynn R Nakamoto . . . . .	94	97.92
WRITE-IN . . . . .	2	2.08
Total . . . . .	96	100.00
Overvotes . . . . .	0	
Undervotes . . . . .	96	

Judge of the Court of Appeals, Pos. 9

Vote For 1

Erika Hadlock . . . . .	94	97.92
WRITE-IN . . . . .	2	2.08
Total . . . . .	96	100.00
Overvotes . . . . .	0	
Undervotes . . . . .	96	

Judge of the Court of Appeals, Pos. 10

Vote For 1

Rex Armstrong . . . . .	90	98.90
WRITE-IN . . . . .	1	1.10
Total . . . . .	91	100.00
Overvotes . . . . .	0	
Undervotes . . . . .	101	

County Commissioner, Pos. No. 1

Vote For 1

Valerie Folkema . . . . .	24	13.41
Steven P Forster . . . . .	12	6.70
John Coopersmith . . . . .	26	14.53
Lisa Phipps . . . . .	83	46.37
Bill Baertlein . . . . .	19	10.61
Jill R Williams . . . . .	6	3.35
Thomas M Donohue . . . . .	6	3.35
WRITE-IN . . . . .	3	1.68
Total . . . . .	179	100.00
Overvotes . . . . .	0	
Undervotes . . . . .	13	

County Commissioner, Position No. 2

Vote For 1

Mark Labhart . . . . .	118	74.21
David Downs . . . . .	39	24.53
WRITE-IN . . . . .	2	1.26
Total . . . . .	159	100.00
Overvotes . . . . .	0	
Undervotes . . . . .	33	

MAY 15, 2012  
PRIMARY ELECTION  
TILLAMOOK COUNTY, OREGON

	Total	Percent
County Assessor		
Vote For 1		
Kari Fleisher . . . . .	46	30.46
Denise Vandecoeveering . . . . .	103	68.21
WRITE-IN . . . . .	2	1.32
Total . . . . .	151	100.00
Overvotes . . . . .	0	
Undervotes . . . . .	41	
County Surveyor		
Vote For 1		
Danny R McNutt . . . . .	104	98.11
WRITE-IN . . . . .	2	1.89
Total . . . . .	106	100.00
Overvotes . . . . .	0	
Undervotes . . . . .	86	
Justice of the Peace		
Vote For 1		
Joel Stevens . . . . .	104	96.30
WRITE-IN . . . . .	4	3.70
Total . . . . .	108	100.00
Overvotes . . . . .	0	
Undervotes . . . . .	84	
29-125		
Vote For 1		
Yes . . . . .	159	90.34
No . . . . .	17	9.66
Total . . . . .	176	100.00
Overvotes . . . . .	0	
Undervotes . . . . .	16	
29-126		
Vote For 1		
Yes . . . . .	124	68.89
No . . . . .	56	31.11
Total . . . . .	180	100.00
Overvotes . . . . .	0	
Undervotes . . . . .	12	

MAY 15, 2012  
PRIMARY ELECTION  
TILLAMOOK COUNTY, OREGON

	Total	Percent
REGISTERED VOTERS - TOTAL . . . . .	367	
REGISTERED VOTERS - DEMOCRAT . . . . .	161	
REGISTERED VOTERS - REPUBLICAN . . . . .	101	
REGISTERED VOTERS - NONPARTISAN . . . . .	105	
BALLOTS COUNTED - TOTAL . . . . .	203	
BALLOTS COUNTED - DEMOCRAT . . . . .	102	
BALLOTS COUNTED - REPUBLICAN . . . . .	62	
BALLOTS COUNTED - NONPARTISAN . . . . .	39	
DEM - United States President and VP		
Vote For 1		
Barack Obama . . . . .	75	88.24
WRITE-IN . . . . .	10	11.76
Total . . . . .	85	100.00
Overvotes . . . . .	0	
Undervotes . . . . .	17	
DEM - Rep., 5th District		
Vote For 1		
Kurt Schrader . . . . .	80	97.56
WRITE-IN . . . . .	2	2.44
Total . . . . .	82	100.00
Overvotes . . . . .	0	
Undervotes . . . . .	20	
DEM - Secretary of State		
Vote For 1		
Kate Brown . . . . .	79	91.86
Paul Damian Wells . . . . .	7	8.14
WRITE-IN . . . . .	0	0.00
Total . . . . .	86	100.00
Overvotes . . . . .	0	
Undervotes . . . . .	16	
DEM - State Treasurer		
Vote For 1		
Ted Wheeler . . . . .	77	100.00
WRITE-IN . . . . .	0	0.00
Total . . . . .	77	100.00
Overvotes . . . . .	0	
Undervotes . . . . .	25	
DEM - Attorney General		
Vote For 1		
Dwight Holton . . . . .	36	43.37
Ellen Rosenblum . . . . .	47	56.63
WRITE-IN . . . . .	0	0.00
Total . . . . .	83	100.00
Overvotes . . . . .	0	
Undervotes . . . . .	19	

MAY 15, 2012  
PRIMARY ELECTION  
TILLAMOOK COUNTY, OREGON

	Total	Percent
DEM - State Representative, 32nd District		
HOUSE DISTRICT 32		
Vote For 1		
Deborah Boone . . . . .	86	98.85
WRITE-IN . . . . .	1	1.15
Total . . . . .	87	100.00
Overvotes . . . . .	0	
Undervotes . . . . .	15	
REP - United States President and VP		
Vote For 1		
Rick Santorum . . . . .	10	17.24
Ron Paul . . . . .	8	13.79
Newt Gingrich . . . . .	1	1.72
Mitt Romney . . . . .	38	65.52
WRITE-IN . . . . .	1	1.72
Total . . . . .	58	100.00
Overvotes . . . . .	0	
Undervotes . . . . .	4	
REP - Rep., 5th District		
Vote For 1		
Fred Thompson . . . . .	29	59.18
Karen Bowerman . . . . .	20	40.82
WRITE-IN . . . . .	0	0.00
Total . . . . .	49	100.00
Overvotes . . . . .	0	
Undervotes . . . . .	13	
REP - Secretary of State		
Vote For 1		
Knute Buehler . . . . .	42	100.00
WRITE-IN . . . . .	0	0.00
Total . . . . .	42	100.00
Overvotes . . . . .	0	
Undervotes . . . . .	20	
REP - State Treasurer		
Vote For 1		
NO CANDIDATE FILED		
WRITE-IN . . . . .	1	100.00
Total . . . . .	1	100.00
Overvotes . . . . .	0	
Undervotes . . . . .	61	
REP - Attorney General		
Vote For 1		
NO CANDIDATE FILED		
WRITE-IN . . . . .	3	100.00
Total . . . . .	3	100.00
Overvotes . . . . .	0	
Undervotes . . . . .	59	

MAY 15, 2012  
PRIMARY ELECTION  
TILLAMOOK COUNTY, OREGON

	Total	Percent
REP - State Representative, 32nd District		
HOUSE DISTRICT 32		
Vote For 1		
Jim Welsh . . . . .	39	97.50
WRITE-IN . . . . .	1	2.50
Total . . . . .	40	100.00
Overvotes . . . . .	0	
Undervotes . . . . .	22	
Judge of the Supreme Court, Position 3		
Vote For 1		
Timothy J Sercombe . . . . .	28	19.86
Nena Cook . . . . .	69	48.94
Richard C Baldwin . . . . .	43	30.50
WRITE-IN . . . . .	1	0.71
Total . . . . .	141	100.00
Overvotes . . . . .	0	
Undervotes . . . . .	62	
Judge of the Supreme Court, Position 2		
Vote For 1		
Dave Brewer . . . . .	133	100.00
WRITE-IN . . . . .	0	0.00
Total . . . . .	133	100.00
Overvotes . . . . .	0	
Undervotes . . . . .	70	
Judge of the Supreme Court, Position 6		
Vote For 1		
Virginia L Linder . . . . .	131	100.00
WRITE-IN . . . . .	0	0.00
Total . . . . .	131	100.00
Overvotes . . . . .	0	
Undervotes . . . . .	72	
Judge of the Court of Appeals, Pos. 6		
Vote For 1		
Tim Volpert . . . . .	41	29.93
Allan J Arlow . . . . .	39	28.47
James C Egan . . . . .	57	41.61
WRITE-IN . . . . .	0	0.00
Total . . . . .	137	100.00
Overvotes . . . . .	0	
Undervotes . . . . .	66	
Judge of the Court of Appeals, Pos. 5		
Vote For 1		
Rick Haselton . . . . .	130	100.00
WRITE-IN . . . . .	0	0.00
Total . . . . .	130	100.00
Overvotes . . . . .	0	
Undervotes . . . . .	73	

135

MAY 15, 2012  
PRIMARY ELECTION  
TILLAMOOK COUNTY, OREGON

	Total	Percent
Judge of the Court of Appeals, Pos. 8		
Vote For 1		
Lynn R Nakamoto . . . . .	130	100.00
WRITE-IN . . . . .	0	0.00
Total . . . . .	130	100.00
Overvotes . . . . .	0	
Undervotes . . . . .	73	
Judge of the Court of Appeals, Pos. 9		
Vote For 1		
Erika Hadlock . . . . .	130	100.00
WRITE-IN . . . . .	0	0.00
Total . . . . .	130	100.00
Overvotes . . . . .	0	
Undervotes . . . . .	73	
Judge of the Court of Appeals, Pos. 10		
Vote For 1		
Rex Armstrong . . . . .	125	100.00
WRITE-IN . . . . .	0	0.00
Total . . . . .	125	100.00
Overvotes . . . . .	0	
Undervotes . . . . .	78	
County Commissioner, Pos. No. 1		
Vote For 1		
Valerie Folkema . . . . .	16	8.12
Steven P Forster . . . . .	54	27.41
John Coopersmith . . . . .	9	4.57
Lisa Phipps . . . . .	47	23.86
Bill Baertlein . . . . .	25	12.69
Jill R Williams . . . . .	33	16.75
Thomas M Donohue . . . . .	13	6.60
WRITE-IN . . . . .	0	0.00
Total . . . . .	197	100.00
Overvotes . . . . .	0	
Undervotes . . . . .	6	
County Commissioner, Position No. 2		
Vote For 1		
Mark Labhart . . . . .	138	73.02
David Downs . . . . .	51	26.98
WRITE-IN . . . . .	0	0.00
Total . . . . .	189	100.00
Overvotes . . . . .	0	
Undervotes . . . . .	14	



MAY 15, 2012  
PRIMARY ELECTION  
TILLAMOOK COUNTY, OREGON

	Total	Percent
County Assessor		
Vote For 1		
Kari Fleisher . . . . .	56	31.46
Denise Vandecoevering . . . . .	122	68.54
WRITE-IN . . . . .	0	0.00
Total . . . . .	178	100.00
Overvotes . . . . .	0	
Undervotes . . . . .	25	
County Surveyor		
Vote For 1		
Danny R McNutt . . . . .	153	100.00
WRITE-IN . . . . .	0	0.00
Total . . . . .	153	100.00
Overvotes . . . . .	0	
Undervotes . . . . .	50	
Justice of the Peace		
Vote For 1		
Joel Stevens . . . . .	142	99.30
WRITE-IN . . . . .	1	0.70
Total . . . . .	143	100.00
Overvotes . . . . .	0	
Undervotes . . . . .	60	
29-125		
Vote For 1		
Yes . . . . .	163	87.17
No . . . . .	24	12.83
Total . . . . .	187	100.00
Overvotes . . . . .	0	
Undervotes . . . . .	16	
29-126		
Vote For 1		
Yes . . . . .	116	61.38
No . . . . .	73	38.62
Total . . . . .	189	100.00
Overvotes . . . . .	0	
Undervotes . . . . .	14	

MAY 15, 2012  
PRIMARY ELECTION  
TILLAMOOK COUNTY, OREGON

	Total	Percent
REGISTERED VOTERS - TOTAL . . . . .	348	
REGISTERED VOTERS - DEMOCRAT . . . . .	131	
REGISTERED VOTERS - REPUBLICAN . . . . .	125	
REGISTERED VOTERS - NONPARTISAN . . . . .	92	
BALLOTS COUNTED - TOTAL . . . . .	179	
BALLOTS COUNTED - DEMOCRAT . . . . .	72	
BALLOTS COUNTED - REPUBLICAN . . . . .	73	
BALLOTS COUNTED - NONPARTISAN . . . . .	34	

DEM - United States President and VP

Vote For 1		
Barack Obama . . . . .	51	89.47
WRITE-IN . . . . .	6	10.53
Total . . . . .	57	100.00
Overvotes . . . . .	0	
Undervotes . . . . .	15	

DEM - Rep., 5th District

Vote For 1		
Kurt Schrader . . . . .	55	98.21
WRITE-IN . . . . .	1	1.79
Total . . . . .	56	100.00
Overvotes . . . . .	0	
Undervotes . . . . .	16	

DEM - Secretary of State

Vote For 1		
Kate Brown . . . . .	50	86.21
Paul Damian Wells . . . . .	8	13.79
WRITE-IN . . . . .	0	0.00
Total . . . . .	58	100.00
Overvotes . . . . .	0	
Undervotes . . . . .	14	

DEM - State Treasurer

Vote For 1		
Ted Wheeler . . . . .	54	100.00
WRITE-IN . . . . .	0	0.00
Total . . . . .	54	100.00
Overvotes . . . . .	0	
Undervotes . . . . .	18	

DEM - Attorney General

Vote For 1		
Dwight Holton . . . . .	18	29.51
Ellen Rosenblum . . . . .	43	70.49
WRITE-IN . . . . .	0	0.00
Total . . . . .	61	100.00
Overvotes . . . . .	0	
Undervotes . . . . .	11	

MAY 15, 2012  
PRIMARY ELECTION  
TILLAMOOK COUNTY, OREGON

	Total	Percent
DEM - State Representative, 32nd District		
HOUSE DISTRICT 32		
Vote For 1		
Deborah Boone . . . . .	53	100.00
WRITE-IN . . . . .	0	0.00
Total . . . . .	53	100.00
Overvotes . . . . .	0	
Undervotes . . . . .	19	
REP - United States President and VP		
Vote For 1		
Rick Santorum . . . . .	5	7.25
Ron Paul . . . . .	13	18.84
Newt Gingrich . . . . .	10	14.49
Mitt Romney . . . . .	40	57.97
WRITE-IN . . . . .	1	1.45
Total . . . . .	69	100.00
Overvotes . . . . .	0	
Undervotes . . . . .	4	
REP - Rep., 5th District		
Vote For 1		
Fred Thompson . . . . .	45	75.00
Karen Bowerman . . . . .	15	25.00
WRITE-IN . . . . .	0	0.00
Total . . . . .	60	100.00
Overvotes . . . . .	0	
Undervotes . . . . .	13	
REP - Secretary of State		
Vote For 1		
Knute Buehler . . . . .	43	93.48
WRITE-IN . . . . .	3	6.52
Total . . . . .	46	100.00
Overvotes . . . . .	0	
Undervotes . . . . .	27	
REP - State Treasurer		
Vote For 1		
NO CANDIDATE FILED		
WRITE-IN . . . . .	0	
Total . . . . .	0	
Overvotes . . . . .	0	
Undervotes . . . . .	73	
REP - Attorney General		
Vote For 1		
NO CANDIDATE FILED		
WRITE-IN . . . . .	0	
Total . . . . .	0	
Overvotes . . . . .	0	
Undervotes . . . . .	73	

MAY 15, 2012  
PRIMARY ELECTION  
TILLAMOOK COUNTY, OREGON

	Total	Percent
REP - State Representative, 32nd District		
HOUSE DISTRICT 32		
Vote For 1		
Jim Welsh . . . . .	38	95.00
WRITE-IN . . . . .	2	5.00
Total . . . . .	40	100.00
Overvotes . . . . .	0	
Undervotes . . . . .	33	
Judge of the Supreme Court, Position 3		
Vote For 1		
Timothy J Sercombe . . . . .	30	24.79
Nena Cook . . . . .	49	40.50
Richard C Baldwin . . . . .	42	34.71
WRITE-IN . . . . .	0	0.00
Total . . . . .	121	100.00
Overvotes . . . . .	0	
Undervotes . . . . .	58	
Judge of the Supreme Court, Position 2		
Vote For 1		
Dave Brewer . . . . .	105	99.06
WRITE-IN . . . . .	1	0.94
Total . . . . .	106	100.00
Overvotes . . . . .	0	
Undervotes . . . . .	73	
Judge of the Supreme Court, Position 6		
Vote For 1		
Virginia L Linder . . . . .	101	100.00
WRITE-IN . . . . .	0	0.00
Total . . . . .	101	100.00
Overvotes . . . . .	0	
Undervotes . . . . .	78	
Judge of the Court of Appeals, Pos. 6		
Vote For 1		
Tim Volpert . . . . .	24	21.43
Allan J Arlow . . . . .	26	23.21
James C Egan . . . . .	62	55.36
WRITE-IN . . . . .	0	0.00
Total . . . . .	112	100.00
Overvotes . . . . .	0	
Undervotes . . . . .	67	
Judge of the Court of Appeals, Pos. 5		
Vote For 1		
Rick Haselton . . . . .	101	99.02
WRITE-IN . . . . .	1	0.98
Total . . . . .	102	100.00
Overvotes . . . . .	0	
Undervotes . . . . .	77	

V40

MAY 15, 2012  
PRIMARY ELECTION  
TILLAMOOK COUNTY, OREGON

	Total	Percent
Judge of the Court of Appeals, Pos. 8		
Vote For 1		
Lynn R Nakamoto . . . . .	100	100.00
WRITE-IN . . . . .	0	0.00
Total . . . . .	100	100.00
Overvotes . . . . .	0	
Undervotes . . . . .	79	
Judge of the Court of Appeals, Pos. 9		
Vote For 1		
Erika Hadlock . . . . .	100	100.00
WRITE-IN . . . . .	0	0.00
Total . . . . .	100	100.00
Overvotes . . . . .	0	
Undervotes . . . . .	79	
Judge of the Court of Appeals, Pos. 10		
Vote For 1		
Rex Armstrong . . . . .	96	100.00
WRITE-IN . . . . .	0	0.00
Total . . . . .	96	100.00
Overvotes . . . . .	0	
Undervotes . . . . .	83	
County Commissioner, Pos. No. 1		
Vote For 1		
Valerie Folkema . . . . .	20	11.43
Steven P Forster . . . . .	36	20.57
John Coopersmith . . . . .	11	6.29
Lisa Phipps . . . . .	30	17.14
Bill Baertlein . . . . .	34	19.43
Jill R Williams . . . . .	37	21.14
Thomas M Donohue . . . . .	7	4.00
WRITE-IN . . . . .	0	0.00
Total . . . . .	175	100.00
Overvotes . . . . .	0	
Undervotes . . . . .	4	
County Commissioner, Position No. 2		
Vote For 1		
Mark Labhart . . . . .	107	67.72
David Downs . . . . .	51	32.28
WRITE-IN . . . . .	0	0.00
Total . . . . .	158	100.00
Overvotes . . . . .	0	
Undervotes . . . . .	21	

MAY 15, 2012  
PRIMARY ELECTION  
TILLAMOOK COUNTY, OREGON

	Total	Percent
County Assessor		
Vote For 1		
Kari Fleisher . . . . .	42	30.00
Denise Vandecoevering . . . . .	98	70.00
WRITE-IN . . . . .	0	0.00
Total . . . . .	140	100.00
Overvotes . . . . .	0	
Undervotes . . . . .	39	
County Surveyor		
Vote For 1		
Danny R McNutt . . . . .	113	99.12
WRITE-IN . . . . .	1	0.88
Total . . . . .	114	100.00
Overvotes . . . . .	0	
Undervotes . . . . .	65	
Justice of the Peace		
Vote For 1		
Joel Stevens . . . . .	108	100.00
WRITE-IN . . . . .	0	0.00
Total . . . . .	108	100.00
Overvotes . . . . .	0	
Undervotes . . . . .	71	
29-125		
Vote For 1		
Yes . . . . .	148	87.06
No . . . . .	22	12.94
Total . . . . .	170	100.00
Overvotes . . . . .	0	
Undervotes . . . . .	9	
29-126		
Vote For 1		
Yes . . . . .	80	47.34
No . . . . .	89	52.66
Total . . . . .	169	100.00
Overvotes . . . . .	0	
Undervotes . . . . .	10	

MAY 15, 2012  
PRIMARY ELECTION  
TILLAMOOK COUNTY, OREGON

	Total	Percent
REGISTERED VOTERS - TOTAL . . . . .	365	
REGISTERED VOTERS - DEMOCRAT . . . . .	139	
REGISTERED VOTERS - REPUBLICAN . . . . .	106	
REGISTERED VOTERS - NONPARTISAN . . . . .	120	
BALLOTS COUNTED - TOTAL . . . . .	188	
BALLOTS COUNTED - DEMOCRAT . . . . .	78	
BALLOTS COUNTED - REPUBLICAN . . . . .	59	
BALLOTS COUNTED - NONPARTISAN . . . . .	51	
DEM - United States President and VP		
Vote For 1		
Barack Obama . . . . .	52	82.54
WRITE-IN . . . . .	11	17.46
Total . . . . .	63	100.00
Overvotes . . . . .	0	
Undervotes . . . . .	15	
DEM - Rep., 5th District		
Vote For 1		
Kurt Schrader . . . . .	65	98.48
WRITE-IN . . . . .	1	1.52
Total . . . . .	66	100.00
Overvotes . . . . .	0	
Undervotes . . . . .	12	
DEM - Secretary of State		
Vote For 1		
Kate Brown . . . . .	63	94.03
Paul Damian Wells . . . . .	3	4.48
WRITE-IN . . . . .	1	1.49
Total . . . . .	67	100.00
Overvotes . . . . .	0	
Undervotes . . . . .	11	
DEM - State Treasurer		
Vote For 1		
Ted Wheeler . . . . .	65	98.48
WRITE-IN . . . . .	1	1.52
Total . . . . .	66	100.00
Overvotes . . . . .	0	
Undervotes . . . . .	12	
DEM - Attorney General		
Vote For 1		
Dwight Holton . . . . .	26	37.68
Ellen Rosenblum . . . . .	43	62.32
WRITE-IN . . . . .	0	0.00
Total . . . . .	69	100.00
Overvotes . . . . .	0	
Undervotes . . . . .	9	

MAY 15, 2012  
PRIMARY ELECTION  
TILLAMOOK COUNTY, OREGON

	Total	Percent
DEM - State Representative, 32nd District		
HOUSE DISTRICT 32		
Vote For 1		
Deborah Boone . . . . .	66	97.06
WRITE-IN . . . . .	2	2.94
Total . . . . .	68	100.00
Overvotes . . . . .	0	
Undervotes . . . . .	10	
REP - United States President and VP		
Vote For 1		
Rick Santorum . . . . .	2	3.70
Ron Paul . . . . .	9	16.67
Newt Gingrich . . . . .	1	1.85
Mitt Romney . . . . .	42	77.78
WRITE-IN . . . . .	0	0.00
Total . . . . .	54	100.00
Overvotes . . . . .	0	
Undervotes . . . . .	5	
REP - Rep., 5th District		
Vote For 1		
Fred Thompson . . . . .	29	60.42
Karen Bowerman . . . . .	17	35.42
WRITE-IN . . . . .	2	4.17
Total . . . . .	48	100.00
Overvotes . . . . .	0	
Undervotes . . . . .	11	
REP - Secretary of State		
Vote For 1		
Knute Buehler . . . . .	34	97.14
WRITE-IN . . . . .	1	2.86
Total . . . . .	35	100.00
Overvotes . . . . .	0	
Undervotes . . . . .	24	
REP - State Treasurer		
Vote For 1		
NO CANDIDATE FILED		
WRITE-IN . . . . .	3	100.00
Total . . . . .	3	100.00
Overvotes . . . . .	0	
Undervotes . . . . .	56	
REP - Attorney General		
Vote For 1		
NO CANDIDATE FILED		
WRITE-IN . . . . .	3	100.00
Total . . . . .	3	100.00
Overvotes . . . . .	0	
Undervotes . . . . .	56	



MAY 15, 2012  
PRIMARY ELECTION  
TILLAMOOK COUNTY, OREGON

	Total	Percent
REP - State Representative, 32nd District		
HOUSE DISTRICT 32		
Vote For 1		
Jim Welsh . . . . .	36	92.31
WRITE-IN . . . . .	3	7.69
Total . . . . .	39	100.00
Overvotes . . . . .	0	
Undervotes . . . . .	20	
Judge of the Supreme Court, Position 3		
Vote For 1		
Timothy J Sercombe . . . . .	24	19.83
Nena Cook . . . . .	49	40.50
Richard C Baldwin . . . . .	46	38.02
WRITE-IN . . . . .	2	1.65
Total . . . . .	121	100.00
Overvotes . . . . .	0	
Undervotes . . . . .	67	
Judge of the Supreme Court, Position 2		
Vote For 1		
Dave Brewer . . . . .	109	97.32
WRITE-IN . . . . .	3	2.68
Total . . . . .	112	100.00
Overvotes . . . . .	0	
Undervotes . . . . .	76	
Judge of the Supreme Court, Position 6		
Vote For 1		
Virginia L Linder . . . . .	108	97.30
WRITE-IN . . . . .	3	2.70
Total . . . . .	111	100.00
Overvotes . . . . .	0	
Undervotes . . . . .	77	
Judge of the Court of Appeals, Pos. 6		
Vote For 1		
Tim Volpert . . . . .	35	29.91
Allan J Arlow . . . . .	19	16.24
James C Egan . . . . .	60	51.28
WRITE-IN . . . . .	3	2.56
Total . . . . .	117	100.00
Overvotes . . . . .	0	
Undervotes . . . . .	71	
Judge of the Court of Appeals, Pos. 5		
Vote For 1		
Rick Haselton . . . . .	108	97.30
WRITE-IN . . . . .	3	2.70
Total . . . . .	111	100.00
Overvotes . . . . .	0	
Undervotes . . . . .	77	

MAY 15, 2012  
PRIMARY ELECTION  
TILLAMOOK COUNTY, OREGON

Total Percent

Judge of the Court of Appeals, Pos. 8

Vote For 1

Lynn R Nakamoto . . . . .	109	97.32
WRITE-IN . . . . .	3	2.68
Total . . . . .	112	100.00
Overvotes . . . . .	0	
Undervotes . . . . .	76	

Judge of the Court of Appeals, Pos. 9

Vote For 1

Erika Hadlock . . . . .	109	97.32
WRITE-IN . . . . .	3	2.68
Total . . . . .	112	100.00
Overvotes . . . . .	0	
Undervotes . . . . .	76	

Judge of the Court of Appeals, Pos. 10

Vote For 1

Rex Armstrong . . . . .	105	97.22
WRITE-IN . . . . .	3	2.78
Total . . . . .	108	100.00
Overvotes . . . . .	0	
Undervotes . . . . .	80	

County Commissioner, Pos. No. 1

Vote For 1

Valerie Folkema . . . . .	16	8.89
Steven P Forster . . . . .	41	22.78
John Coopersmith . . . . .	5	2.78
Lisa Phipps . . . . .	37	20.56
Bill Baertlein . . . . .	43	23.89
Jill R Williams . . . . .	32	17.78
Thomas M Donohue . . . . .	5	2.78
WRITE-IN . . . . .	1	0.56
Total . . . . .	180	100.00
Overvotes . . . . .	0	
Undervotes . . . . .	8	

County Commissioner, Position No. 2

Vote For 1

Mark Labhart . . . . .	117	69.64
David Downs . . . . .	49	29.17
WRITE-IN . . . . .	2	1.19
Total . . . . .	168	100.00
Overvotes . . . . .	0	
Undervotes . . . . .	20	

MAY 15, 2012  
PRIMARY ELECTION  
TILLAMOOK COUNTY, OREGON

	Total	Percent
County Assessor		
Vote For 1		
Kari Fleisher . . . . .	58	36.71
Denise Vandecoeveering . . . . .	98	62.03
WRITE-IN . . . . .	2	1.27
Total . . . . .	158	100.00
Overvotes . . . . .	0	
Undervotes . . . . .	30	
County Surveyor		
Vote For 1		
Danny R McNutt . . . . .	127	96.95
WRITE-IN . . . . .	4	3.05
Total . . . . .	131	100.00
Overvotes . . . . .	0	
Undervotes . . . . .	57	
Justice of the Peace		
Vote For 1		
Joel Stevens . . . . .	123	96.09
WRITE-IN . . . . .	5	3.91
Total . . . . .	128	100.00
Overvotes . . . . .	0	
Undervotes . . . . .	60	
29-125		
Vote For 1		
Yes . . . . .	153	85.96
No . . . . .	25	14.04
Total . . . . .	178	100.00
Overvotes . . . . .	0	
Undervotes . . . . .	10	
29-126		
Vote For 1		
Yes . . . . .	105	58.66
No . . . . .	74	41.34
Total . . . . .	179	100.00
Overvotes . . . . .	0	
Undervotes . . . . .	9	

MAY 15, 2012  
PRIMARY ELECTION  
TILLAMOOK COUNTY, OREGON

	Total	Percent
REGISTERED VOTERS - TOTAL . . . . .	358	
REGISTERED VOTERS - DEMOCRAT . . . . .	137	
REGISTERED VOTERS - REPUBLICAN . . . . .	168	
REGISTERED VOTERS - NONPARTISAN . . . . .	113	
BALLOTS COUNTED - TOTAL . . . . .	186	
BALLOTS COUNTED - DEMOCRAT . . . . .	87	
BALLOTS COUNTED - REPUBLICAN . . . . .	65	
BALLOTS COUNTED - NONPARTISAN . . . . .	34	

DEM - United States President and VP

Vote For 1

Barack Obama . . . . .	66	89.19
WRITE-IN . . . . .	8	10.81
Total . . . . .	74	100.00
Overvotes . . . . .	0	
Undervotes . . . . .	13	

DEM - Rep., 5th District

Vote For 1

Kurt Schrader . . . . .	61	98.39
WRITE-IN . . . . .	1	1.61
Total . . . . .	62	100.00
Overvotes . . . . .	0	
Undervotes . . . . .	25	

DEM - Secretary of State

Vote For 1

Kate Brown . . . . .	59	88.06
Paul Damian Wells . . . . .	8	11.94
WRITE-IN . . . . .	0	0.00
Total . . . . .	67	100.00
Overvotes . . . . .	0	
Undervotes . . . . .	20	

DEM - State Treasurer

Vote For 1

Ted Wheeler . . . . .	59	100.00
WRITE-IN . . . . .	0	0.00
Total . . . . .	59	100.00
Overvotes . . . . .	0	
Undervotes . . . . .	28	

DEM - Attorney General

Vote For 1

Dwight Holton . . . . .	27	40.30
Ellen Rosenblum . . . . .	40	59.70
WRITE-IN . . . . .	0	0.00
Total . . . . .	67	100.00
Overvotes . . . . .	0	
Undervotes . . . . .	20	

148

MAY 15, 2012  
PRIMARY ELECTION  
TILLAMOOK COUNTY, OREGON

	Total	Percent
DEM - State Representative, 32nd District		
HOUSE DISTRICT 32		
Vote For 1		
Deborah Boone . . . . .	64	100.00
WRITE-IN . . . . .	0	0.00
Total . . . . .	64	100.00
Overvotes . . . . .	0	
Undervotes . . . . .	23	
REP - United States President and VP		
Vote For 1		
Rick Santorum . . . . .	4	6.45
Ron Paul . . . . .	14	22.58
Newt Gingrich . . . . .	6	9.68
Mitt Romney . . . . .	38	61.29
WRITE-IN . . . . .	0	0.00
Total . . . . .	62	100.00
Overvotes . . . . .	0	
Undervotes . . . . .	3	
REP - Rep., 5th District		
Vote For 1		
Fred Thompson . . . . .	38	80.85
Karen Bowerman . . . . .	8	17.02
WRITE-IN . . . . .	1	2.13
Total . . . . .	47	100.00
Overvotes . . . . .	0	
Undervotes . . . . .	18	
REP - Secretary of State		
Vote For 1		
Knute Buehler . . . . .	39	97.50
WRITE-IN . . . . .	1	2.50
Total . . . . .	40	100.00
Overvotes . . . . .	0	
Undervotes . . . . .	25	
REP - State Treasurer		
Vote For 1		
NO CANDIDATE FILED		
WRITE-IN . . . . .	2	100.00
Total . . . . .	2	100.00
Overvotes . . . . .	0	
Undervotes . . . . .	63	
REP - Attorney General		
Vote For 1		
NO CANDIDATE FILED		
WRITE-IN . . . . .	2	100.00
Total . . . . .	2	100.00
Overvotes . . . . .	0	
Undervotes . . . . .	63	

MAY 15, 2012  
PRIMARY ELECTION  
TILLAMOOK COUNTY, OREGON

REP - State Representative, 32nd District  
HOUSE DISTRICT 32

Total Percent

Vote For 1		
Jim Welsh . . . . .	34	97.14
WRITE-IN . . . . .	1	2.86
Total . . . . .	35	100.00
Overvotes . . . . .	0	
Undervotes . . . . .	30	

Judge of the Supreme Court, Position 3

Vote For 1		
Timothy J Sercombe . . . . .	30	24.19
Nena Cook . . . . .	43	34.68
Richard C Baldwin . . . . .	50	40.32
WRITE-IN . . . . .	1	0.81
Total . . . . .	124	100.00
Overvotes . . . . .	0	
Undervotes . . . . .	62	

Judge of the Supreme Court, Position 2

Vote For 1		
Dave Brewer . . . . .	107	99.07
WRITE-IN . . . . .	1	0.93
Total . . . . .	108	100.00
Overvotes . . . . .	0	
Undervotes . . . . .	78	

Judge of the Supreme Court, Position 6

Vote For 1		
Virginia L Linder . . . . .	102	98.08
WRITE-IN . . . . .	2	1.92
Total . . . . .	104	100.00
Overvotes . . . . .	0	
Undervotes . . . . .	82	

Judge of the Court of Appeals, Pos. 6

Vote For 1		
Tim Volpert . . . . .	25	20.66
Allan J Arlow . . . . .	45	37.19
James C Egan . . . . .	49	40.50
WRITE-IN . . . . .	2	1.65
Total . . . . .	121	100.00
Overvotes . . . . .	0	
Undervotes . . . . .	65	

Judge of the Court of Appeals, Pos. 5

Vote For 1		
Rick Haselton . . . . .	101	98.06
WRITE-IN . . . . .	2	1.94
Total . . . . .	103	100.00
Overvotes . . . . .	0	
Undervotes . . . . .	83	

150

MAY 15, 2012  
PRIMARY ELECTION  
TILLAMOOK COUNTY, OREGON

	Total	Percent
Judge of the Court of Appeals, Pos. 8		
Vote For 1		
Lynn R Nakamoto . . . . .	103	97.17
WRITE-IN . . . . .	3	2.83
Total . . . . .	106	100.00
Overvotes . . . . .	0	
Undervotes . . . . .	80	
Judge of the Court of Appeals, Pos. 9		
Vote For 1		
Erika Hadlock . . . . .	104	99.05
WRITE-IN . . . . .	1	0.95
Total . . . . .	105	100.00
Overvotes . . . . .	0	
Undervotes . . . . .	81	
Judge of the Court of Appeals, Pos. 10		
Vote For 1		
Rex Armstrong . . . . .	98	98.99
WRITE-IN . . . . .	1	1.01
Total . . . . .	99	100.00
Overvotes . . . . .	0	
Undervotes . . . . .	87	
County Commissioner, Pos. No. 1		
Vote For 1		
Valerie Folkema . . . . .	14	8.09
Steven P Forster . . . . .	42	24.28
John Coopersmith . . . . .	4	2.31
Lisa Phipps . . . . .	33	19.08
Bill Baertlein . . . . .	47	27.17
Jill R Williams . . . . .	30	17.34
Thomas M Donohue . . . . .	2	1.16
WRITE-IN . . . . .	1	0.58
Total . . . . .	173	100.00
Overvotes . . . . .	1	
Undervotes . . . . .	12	
County Commissioner, Position No. 2		
Vote For 1		
Mark Labhart . . . . .	112	67.88
David Downs . . . . .	52	31.52
WRITE-IN . . . . .	1	0.61
Total . . . . .	165	100.00
Overvotes . . . . .	0	
Undervotes . . . . .	21	

MAY 15, 2012  
PRIMARY ELECTION  
TILLAMOOK COUNTY, OREGON

	Total	Percent
County Assessor		
Vote For 1		
Kari Fleisher . . . . .	44	29.33
Denise Vandecoevering . . . . .	105	70.00
WRITE-IN . . . . .	1	0.67
Total . . . . .	150	100.00
Overvotes . . . . .	1	
Undervotes . . . . .	35	
County Surveyor		
Vote For 1		
Danny R McNutt . . . . .	115	99.14
WRITE-IN . . . . .	1	0.86
Total . . . . .	116	100.00
Overvotes . . . . .	0	
Undervotes . . . . .	70	
Justice of the Peace		
Vote For 1		
Joel Stevens . . . . .	121	97.58
WRITE-IN . . . . .	3	2.42
Total . . . . .	124	100.00
Overvotes . . . . .	0	
Undervotes . . . . .	62	
29-125		
Vote For 1		
Yes . . . . .	147	84.48
No . . . . .	27	15.52
Total . . . . .	174	100.00
Overvotes . . . . .	0	
Undervotes . . . . .	12	
29-126		
Vote For 1		
Yes . . . . .	81	46.29
No . . . . .	94	53.71
Total . . . . .	175	100.00
Overvotes . . . . .	0	
Undervotes . . . . .	11	



MAY 15, 2012  
PRIMARY ELECTION  
TILLAMOOK COUNTY, OREGON

	Total	Percent
REGISTERED VOTERS - TOTAL . . . . .	314	
REGISTERED VOTERS - DEMOCRAT . . . . .	124	
REGISTERED VOTERS - REPUBLICAN . . . . .	98	
REGISTERED VOTERS - NONPARTISAN . . . . .	92	
BALLOTS COUNTED - TOTAL . . . . .	142	
BALLOTS COUNTED - DEMOCRAT . . . . .	61	
BALLOTS COUNTED - REPUBLICAN . . . . .	49	
BALLOTS COUNTED - NONPARTISAN . . . . .	32	
DEM - United States President and VP		
Vote For 1		
Barack Obama . . . . .	45	91.84
WRITE-IN . . . . .	4	8.16
Total . . . . .	49	100.00
Overvotes . . . . .	0	
Undervotes . . . . .	12	
DEM - Rep., 5th District		
Vote For 1		
Kurt Schrader . . . . .	41	100.00
WRITE-IN . . . . .	0	0.00
Total . . . . .	41	100.00
Overvotes . . . . .	0	
Undervotes . . . . .	20	
DEM - Secretary of State		
Vote For 1		
Kate Brown . . . . .	41	91.11
Paul Damian Wells . . . . .	4	8.89
WRITE-IN . . . . .	0	0.00
Total . . . . .	45	100.00
Overvotes . . . . .	0	
Undervotes . . . . .	16	
DEM - State Treasurer		
Vote For 1		
Ted Wheeler . . . . .	37	100.00
WRITE-IN . . . . .	0	0.00
Total . . . . .	37	100.00
Overvotes . . . . .	0	
Undervotes . . . . .	24	
DEM - Attorney General		
Vote For 1		
Dwight Holton . . . . .	21	42.00
Ellen Rosenblum . . . . .	29	58.00
WRITE-IN . . . . .	0	0.00
Total . . . . .	50	100.00
Overvotes . . . . .	0	
Undervotes . . . . .	11	

MAY 15, 2012  
PRIMARY ELECTION  
TILLAMOOK COUNTY, OREGON

	Total	Percent
DEM - State Representative, 32nd District		
HOUSE DISTRICT 32		
Vote For 1		
Deborah Boone . . . . .	45	100.00
WRITE-IN . . . . .	0	0.00
Total . . . . .	45	100.00
Overvotes . . . . .	0	
Undervotes . . . . .	16	
REP - United States President and VP		
Vote For 1		
Rick Santorum . . . . .	4	9.52
Ron Paul . . . . .	8	19.05
Newt Gingrich . . . . .	2	4.76
Mitt Romney . . . . .	26	61.90
WRITE-IN . . . . .	2	4.76
Total . . . . .	42	100.00
Overvotes . . . . .	0	
Undervotes . . . . .	7	
REP - Rep., 5th District		
Vote For 1		
Fred Thompson . . . . .	29	85.29
Karen Bowerman . . . . .	5	14.71
WRITE-IN . . . . .	0	0.00
Total . . . . .	34	100.00
Overvotes . . . . .	0	
Undervotes . . . . .	15	
REP - Secretary of State		
Vote For 1		
Knute Buehler . . . . .	23	100.00
WRITE-IN . . . . .	0	0.00
Total . . . . .	23	100.00
Overvotes . . . . .	0	
Undervotes . . . . .	26	
REP - State Treasurer		
Vote For 1		
NO CANDIDATE FILED		
WRITE-IN . . . . .	1	100.00
Total . . . . .	1	100.00
Overvotes . . . . .	0	
Undervotes . . . . .	48	
REP - Attorney General		
Vote For 1		
NO CANDIDATE FILED		
WRITE-IN . . . . .	0	
Total . . . . .	0	
Overvotes . . . . .	0	
Undervotes . . . . .	49	

MAY 15, 2012  
PRIMARY ELECTION  
TILLAMOOK COUNTY, OREGON

	Total	Percent
REP - State Representative, 32nd District		
HOUSE DISTRICT 32		
Vote For 1		
Jim Welsh . . . . .	18	100.00
WRITE-IN . . . . .	0	0.00
Total . . . . .	18	100.00
Overvotes . . . . .	0	
Undervotes . . . . .	31	
Judge of the Supreme Court, Position 3		
Vote For 1		
Timothy J Sercombe . . . . .	25	32.47
Nena Cook . . . . .	22	28.57
Richard C Baldwin . . . . .	30	38.96
WRITE-IN . . . . .	0	0.00
Total . . . . .	77	100.00
Overvotes . . . . .	0	
Undervotes . . . . .	65	
Judge of the Supreme Court, Position 2		
Vote For 1		
Dave Brewer . . . . .	69	100.00
WRITE-IN . . . . .	0	0.00
Total . . . . .	69	100.00
Overvotes . . . . .	0	
Undervotes . . . . .	73	
Judge of the Supreme Court, Position 6		
Vote For 1		
Virginia L Linder . . . . .	66	100.00
WRITE-IN . . . . .	0	0.00
Total . . . . .	66	100.00
Overvotes . . . . .	0	
Undervotes . . . . .	76	
Judge of the Court of Appeals, Pos. 6		
Vote For 1		
Tim Volpert . . . . .	25	32.89
Allan J Arlow . . . . .	18	23.68
James C Egan . . . . .	33	43.42
WRITE-IN . . . . .	0	0.00
Total . . . . .	76	100.00
Overvotes . . . . .	0	
Undervotes . . . . .	66	
Judge of the Court of Appeals, Pos. 5		
Vote For 1		
Rick Haselton . . . . .	65	100.00
WRITE-IN . . . . .	0	0.00
Total . . . . .	65	100.00
Overvotes . . . . .	0	
Undervotes . . . . .	77	

MAY 15, 2012  
PRIMARY ELECTION  
TILLAMOOK COUNTY, OREGON

	Total	Percent
Judge of the Court of Appeals, Pos. 8		
Vote For 1		
Lynn R Nakamoto . . . . .	66	100.00
WRITE-IN . . . . .	0	0.00
Total . . . . .	66	100.00
Overvotes . . . . .	0	
Undervotes . . . . .	76	
Judge of the Court of Appeals, Pos. 9		
Vote For 1		
Erika Hadlock . . . . .	65	98.48
WRITE-IN . . . . .	1	1.52
Total . . . . .	66	100.00
Overvotes . . . . .	0	
Undervotes . . . . .	76	
Judge of the Court of Appeals, Pos. 10		
Vote For 1		
Rex Armstrong . . . . .	65	100.00
WRITE-IN . . . . .	0	0.00
Total . . . . .	65	100.00
Overvotes . . . . .	0	
Undervotes . . . . .	77	
County Commissioner, Pos. No. 1		
Vote For 1		
Valerie Folkema . . . . .	18	14.17
Steven P Forster . . . . .	30	23.62
John Coopersmith . . . . .	5	3.94
Lisa Phipps . . . . .	28	22.05
Bill Baertlein . . . . .	26	20.47
Jill R Williams . . . . .	12	9.45
Thomas M Donohue . . . . .	8	6.30
WRITE-IN . . . . .	0	0.00
Total . . . . .	127	100.00
Overvotes . . . . .	0	
Undervotes . . . . .	15	
County Commissioner, Position No. 2		
Vote For 1		
Mark Labhart . . . . .	75	66.96
David Downs . . . . .	37	33.04
WRITE-IN . . . . .	0	0.00
Total . . . . .	112	100.00
Overvotes . . . . .	0	
Undervotes . . . . .	30	

MAY 15, 2012  
PRIMARY ELECTION  
TILLAMOOK COUNTY, OREGON

	Total	Percent
County Assessor		
Vote For 1		
Kari Fleisher . . . . .	34	30.91
Denise Vandecoeveering . . . . .	76	69.09
WRITE-IN . . . . .	0	0.00
Total . . . . .	110	100.00
Overvotes . . . . .	0	
Undervotes . . . . .	32	
County Surveyor		
Vote For 1		
Danny R McNutt . . . . .	84	100.00
WRITE-IN . . . . .	0	0.00
Total . . . . .	84	100.00
Overvotes . . . . .	0	
Undervotes . . . . .	58	
Justice of the Peace		
Vote For 1		
Joel Stevens . . . . .	80	100.00
WRITE-IN . . . . .	0	0.00
Total . . . . .	80	100.00
Overvotes . . . . .	0	
Undervotes . . . . .	62	
29-125		
Vote For 1		
Yes . . . . .	110	79.71
No . . . . .	28	20.29
Total . . . . .	138	100.00
Overvotes . . . . .	0	
Undervotes . . . . .	4	
29-126		
Vote For 1		
Yes . . . . .	84	60.43
No . . . . .	55	39.57
Total . . . . .	139	100.00
Overvotes . . . . .	0	
Undervotes . . . . .	3	

MAY 15, 2012  
PRIMARY ELECTION  
TILLAMOOK COUNTY, OREGON

	Total	Percent
REGISTERED VOTERS - TOTAL . . . . .	370	
REGISTERED VOTERS - DEMOCRAT . . . . .	133	
REGISTERED VOTERS - REPUBLICAN . . . . .	122	
REGISTERED VOTERS - NONPARTISAN . . . . .	115	
BALLOTS COUNTED - TOTAL . . . . .	168	
BALLOTS COUNTED - DEMOCRAT . . . . .	74	
BALLOTS COUNTED - REPUBLICAN . . . . .	71	
BALLOTS COUNTED - NONPARTISAN . . . . .	23	
DEM - United States President and VP		
Vote For 1		
Barack Obama . . . . .	50	87.72
WRITE-IN . . . . .	7	12.28
Total . . . . .	57	100.00
Overvotes . . . . .	0	
Undervotes . . . . .	17	
DEM - Rep., 5th District		
Vote For 1		
Kurt Schrader . . . . .	54	100.00
WRITE-IN . . . . .	0	0.00
Total . . . . .	54	100.00
Overvotes . . . . .	0	
Undervotes . . . . .	20	
DEM - Secretary of State		
Vote For 1		
Kate Brown . . . . .	43	76.79
Paul Damian Wells . . . . .	12	21.43
WRITE-IN . . . . .	1	1.79
Total . . . . .	56	100.00
Overvotes . . . . .	0	
Undervotes . . . . .	18	
DEM - State Treasurer		
Vote For 1		
Ted Wheeler . . . . .	51	100.00
WRITE-IN . . . . .	0	0.00
Total . . . . .	51	100.00
Overvotes . . . . .	0	
Undervotes . . . . .	23	
DEM - Attorney General		
Vote For 1		
Dwight Holton . . . . .	22	37.93
Ellen Rosenblum . . . . .	36	62.07
WRITE-IN . . . . .	0	0.00
Total . . . . .	58	100.00
Overvotes . . . . .	0	
Undervotes . . . . .	16	

MAY 15, 2012  
PRIMARY ELECTION  
TILLAMOOK COUNTY, OREGON

	Total	Percent
DEM - State Representative, 32nd District		
HOUSE DISTRICT 32		
Vote For 1		
Deborah Boone . . . . .	54	100.00
WRITE-IN . . . . .	0	0.00
Total . . . . .	54	100.00
Overvotes . . . . .	0	
Undervotes . . . . .	20	
REP - United States President and VP		
Vote For 1		
Rick Santorum . . . . .	5	7.94
Ron Paul . . . . .	18	28.57
Newt Gingrich . . . . .	3	4.76
Mitt Romney . . . . .	35	55.56
WRITE-IN . . . . .	2	3.17
Total . . . . .	63	100.00
Overvotes . . . . .	0	
Undervotes . . . . .	8	
REP - Rep., 5th District		
Vote For 1		
Fred Thompson . . . . .	37	74.00
Karen Bowerman . . . . .	13	26.00
WRITE-IN . . . . .	0	0.00
Total . . . . .	50	100.00
Overvotes . . . . .	0	
Undervotes . . . . .	21	
REP - Secretary of State		
Vote For 1		
Knute Buehler . . . . .	40	100.00
WRITE-IN . . . . .	0	0.00
Total . . . . .	40	100.00
Overvotes . . . . .	0	
Undervotes . . . . .	31	
REP - State Treasurer		
Vote For 1		
NO CANDIDATE FILED		
WRITE-IN . . . . .	2	100.00
Total . . . . .	2	100.00
Overvotes . . . . .	0	
Undervotes . . . . .	69	
REP - Attorney General		
Vote For 1		
NO CANDIDATE FILED		
WRITE-IN . . . . .	3	100.00
Total . . . . .	3	100.00
Overvotes . . . . .	0	
Undervotes . . . . .	68	

MAY 15, 2012  
PRIMARY ELECTION  
TILLAMOOK COUNTY, OREGON

	Total	Percent
REP - State Representative, 32nd District		
HOUSE DISTRICT 32		
Vote For 1		
Jim Welsh . . . . .	36	100.00
WRITE-IN . . . . .	0	0.00
Total . . . . .	36	100.00
Overvotes . . . . .	0	
Undervotes . . . . .	35	
Judge of the Supreme Court, Position 3		
Vote For 1		
Timothy J Sercombe . . . . .	22	21.57
Nena Cook . . . . .	41	40.20
Richard C Baldwin . . . . .	39	38.24
WRITE-IN . . . . .	0	0.00
Total . . . . .	102	100.00
Overvotes . . . . .	0	
Undervotes . . . . .	66	
Judge of the Supreme Court, Position 2		
Vote For 1		
Dave Brewer . . . . .	87	100.00
WRITE-IN . . . . .	0	0.00
Total . . . . .	87	100.00
Overvotes . . . . .	0	
Undervotes . . . . .	81	
Judge of the Supreme Court, Position 6		
Vote For 1		
Virginia L Linder . . . . .	84	100.00
WRITE-IN . . . . .	0	0.00
Total . . . . .	84	100.00
Overvotes . . . . .	0	
Undervotes . . . . .	84	
Judge of the Court of Appeals, Pos. 6		
Vote For 1		
Tim Volpert . . . . .	29	30.85
Allan J Arlow . . . . .	24	25.53
James C Egan . . . . .	41	43.62
WRITE-IN . . . . .	0	0.00
Total . . . . .	94	100.00
Overvotes . . . . .	0	
Undervotes . . . . .	74	
Judge of the Court of Appeals, Pos. 5		
Vote For 1		
Rick Haselton . . . . .	84	100.00
WRITE-IN . . . . .	0	0.00
Total . . . . .	84	100.00
Overvotes . . . . .	0	
Undervotes . . . . .	84	



MAY 15, 2012  
PRIMARY ELECTION  
TILLAMOOK COUNTY, OREGON

	Total	Percent
Judge of the Court of Appeals, Pos. 8		
Vote For 1		
Lynn R Nakamoto . . . . .	89	100.00
WRITE-IN . . . . .	0	0.00
Total . . . . .	89	100.00
Overvotes . . . . .	0	
Undervotes . . . . .	79	
Judge of the Court of Appeals, Pos. 9		
Vote For 1		
Erika Hadlock . . . . .	88	100.00
WRITE-IN . . . . .	0	0.00
Total . . . . .	88	100.00
Overvotes . . . . .	0	
Undervotes . . . . .	80	
Judge of the Court of Appeals, Pos. 10		
Vote For 1		
Rex Armstrong . . . . .	86	100.00
WRITE-IN . . . . .	0	0.00
Total . . . . .	86	100.00
Overvotes . . . . .	0	
Undervotes . . . . .	82	
County Commissioner, Pos. No. 1		
Vote For 1		
Valerie Folkema . . . . .	16	10.19
Steven P Forster . . . . .	40	25.48
John Coopersmith . . . . .	7	4.46
Lisa Phipps . . . . .	32	20.38
Bill Baertlein . . . . .	30	19.11
Jill R Williams . . . . .	23	14.65
Thomas M Donohue . . . . .	9	5.73
WRITE-IN . . . . .	0	0.00
Total . . . . .	157	100.00
Overvotes . . . . .	0	
Undervotes . . . . .	11	
County Commissioner, Position No. 2		
Vote For 1		
Mark Labhart . . . . .	107	72.79
David Downs . . . . .	40	27.21
WRITE-IN . . . . .	0	0.00
Total . . . . .	147	100.00
Overvotes . . . . .	0	
Undervotes . . . . .	21	

161

MAY 15, 2012  
PRIMARY ELECTION  
TILLAMOOK COUNTY, OREGON

	Total	Percent
County Assessor		
Vote For 1		
Kari Fleisher . . . . .	45	35.16
Denise Vandecoeveering . . . . .	83	64.84
WRITE-IN . . . . .	0	0.00
Total . . . . .	128	100.00
Overvotes . . . . .	0	
Undervotes . . . . .	40	
County Surveyor		
Vote For 1		
Danny R McNutt . . . . .	110	100.00
WRITE-IN . . . . .	0	0.00
Total . . . . .	110	100.00
Overvotes . . . . .	0	
Undervotes . . . . .	58	
Justice of the Peace		
Vote For 1		
Joel Stevens . . . . .	100	99.01
WRITE-IN . . . . .	1	0.99
Total . . . . .	101	100.00
Overvotes . . . . .	0	
Undervotes . . . . .	67	
29-125		
Vote For 1		
Yes . . . . .	134	87.01
No . . . . .	20	12.99
Total . . . . .	154	100.00
Overvotes . . . . .	0	
Undervotes . . . . .	14	
29-126		
Vote For 1		
Yes . . . . .	82	52.56
No . . . . .	74	47.44
Total . . . . .	156	100.00
Overvotes . . . . .	0	
Undervotes . . . . .	12	

162

PAGE

OF

4

PAGES

OFFICE OR MEASURE

ATTORNEY GENERAL

COUNTY

TILLAMOOK

ELECTION

MAY 15, 2012

CANDIDATE OR MEASURE

NAME OR NO. OF PRECINCT

BALLOT NUMBER

STATE OF OREGON

ABSTRACT OF VOTES

1. President

2. National committeeperson

3. Delegates at Large

4. Delegates - Districts

5. U. S. Senator and Congressperson

6. State Offices

7. Judicial Offices

8. State Senators

9. State Representatives

10. Others

1

2

3

4

5

6

7

8

9

10

11

12

13

14

15

16

17

18

19

20

21

22

23

24

25

26

27

28

29

30

31

32

33

34

35

36

37

38

39

40

41

42

43

44

45

46

47

48

49

50

51

52

53

54

55

56

57

58

59

60

61

62

63

64

65

66

67

68

69

70

71

72

73

74

75

76

77

78

79

80

81

82

83

84

85

86

87

88

89

90

91

92

93

94

95

96

97

98

99

100

101

102

103

104

105

106

107

108

109

110

111

112

113

114

115

116

117

118

119

120

121

122

123

124

125

126

127

128

129

130

131

132

133

134

135

136

137

138

139

140

141

142

143

144

145

146

147

148

149

150

151

152

153

154

155

156

157

158

159

160

161

162

163

164

165

166

167

168

169

170

171

172

173

174

175

176

177

178

179

180

181

182

183

184

185

186

187

188

189

190

191

192

193

194

195

196

197

198

199

200

201

202

203

204

205

206

207

208

209

210

211

212

213

214

215

216

217

218

219

220

221

222

223

224

225

226

227

228

229

230

231

232

233

234

235

236

237

238

239

240

241

242

243

244

245

246

247

248

249

250

251

252

253

254

255

256

257

258

259

260

261

262

263

264

265

266

267

268

269

270

271

272

273

274

275

276

277

278

279

280

281

282

283

284

285

286

287

288

289

290

291

292

293

294

295

296

297

298

299

300

301

302

303

304

305

306

307

308

309

310

311

312

313

314

315

316

317

318

319

320

321

322

323

324

325

326

327

328

329

330

331

332

333

334

335

336

337

338

339

340

341

342

343

344

345

346

347

348

349

350

351

352

353

354

355

356

357

358

359

360

361

362

363

364

365

366

367

368

369

370

371

372

373

374

375

376

377

378

379

380

381

382

383

384

385

386

387

388

389

390

391

392

393

394

395

396

397

398

399

400

401

402

403

404

405

406

407

408

409

410

411

412

413

414

415

416

417

418

419

420

421

422

423

424

425

426

427

428

429

430

431

432

433

434

435

436

437

438

439

440

441

442

443

444

445

446

447

448

449

450

451

452

453

454

455

456

457

458

459

460

461

462

463

464

465

466

467

468

469

470

471

472

473

474

475

476

477

478

479

480

481

482

483

484

485

486

487

488

489

490

491

492

493

494

495

496

497

498

499

500

501

502

503

504

505

506

507

508

509

510

511

512

513

514

515

516

517

518

519

520

521

522

523

524

525

526

527

528

529

530

531

532

533

534

535

536

537

538

539

540

541

542

543

544

545

546

547

548

549

550

551

552

553

554

555

556

557

558

559

560

561

562

563

564

565

566

567

568

569

570

571

572

573

574

575

576

577

578

579

580

581

582

583

584

585

586

587

588

589

590

591

592

593

594

595

596

597

598

599

600

601

602

603

604

605

606

607

608

609

610

611

612

613

614

615

616

617

618

619

620

621

622

623

624

625

626

627

628

629

630

631

632

633

634

635

636

637

638

639

640

641

642

643

644

645

646

647

648

649

650

651

652

653

654

655

656

657

658

659

660

661

662

663

664

665

666

667

668

669

670

671

672

673

674

675

676

677

678

679

680

681

682

683

684

685

686

687

688

689

690

691

692

693

694

695

696

697

698

699

700

701

702

703

704

705

706

707

708

709

710

711

712

713

714

715

716

717

718

719

720

721

722

723

724

725

726

727

728

729

730

731

732

733

734

735

736

737

738

739

740

741

742

743

744

745

746

747

748

749

750

751

752

753

754

755

756

757

758

759

760

761

762

763

764

765

766

767

768

769

770

771

772

773

774

775

776

777

778

779

780

781

782

783

784

785

786

787

788

789

790

791

792

793

794

795

796

797

798

799

800

801

802

803

804

805

806

807

808

809

810

811

812

813

814

815

816

817

818

819

820

821

822

823

824

825

826

827

828

829

830

831

832

833

834

835

836

837

838

839

840

841

842

843

844

845

846

847

848

849

850

851

852

853

854

855

856

857

858

859

860

861

862

863

864

865

866

867

868

869

870

871

872

873

874

875

876

877

878

879

880

881

882

883

884

885

886

887

888

889

890

891

892

893

894

895

896

897

898

899

900

901

902

903

904

905

906

907

908

909

910

911

912

913

914

915

916

917

918

919

920

921

922

923

924

925

926

927

928

929

930

931

932

933

934

935

936

937

938

939

940

941

942

943

944

945

946

947

948

949

950

951

952

953

954

955

956

957

958

959

960

961

962

963

964

965

966

967

968

969

970

971

972

973

974

975

976

977

978

979

980

981

982

983

984

985

986

987

988

989

990

991

992

993

994

995

996

997

998

999

1000

1001

1002

1003

1004

1005

1006

1007

1008

1009

1010

1011

1012

1013

1014

1015

1016

1017

1018

1019

1020

1021

1022

1023

1024

1025

1026

1027

1028

1029

1030

1031

1032

1033

1034

1035

1036

1037

1038

1039

1040

1041

1042

1043

1044

1045

1046

1047

1048

1049

1050

1051

1052

1053

1054

1055

1056

1057

1058

1059

1060

1061

1062

1063

1064

1065

1066

1067

1068

1069

1070

1071

1072

1073

1074

1075

1076

1077

1078

1079

1080

1081

1082

1083

1084

1085

1086

1087

1088

1089

1090

1091

1092

1093

1094

1095

1096

1097

1098

1099

1100

1101

1102

1103

1104

1105

1106

1107

1108

1109

1110

1111

1112

1113

1114

1115

1116

1117

1118

1119

1120

1121

1122

1123

1124

1125

1126

1127

1128

1129

1130

1131

1132

1133

1134

1135

1136

1137

1138

1139

1140

1141

1142

1143

1144

1145

1146

1147

1148

1149

1150

1151

1152

1153

1154

1155

1156

1157

1158

1159

1160

1161

1162

1163

1164

1165

1166

1167

1168

1169

1170

1171

1172

1173

1174

1175

1176

1177

1178

1179

1180

1181

1182

1183

1184

1185

1186

1187

1188

1189

1190

1191

1192

1193

1194

1195

1196

1197

1198

1199

1200

1201

1202

1203

1204

1205

1206

1207

1208

1209

1210

1211

1212

1213

1214

1215

1216

1217

1218

1219

1220

1221

1222

1223

1224

1225

1226

1227

1228

1229

1230

1231

1232

1233

1234

1235

1236

1237

1238

1239

1240

1241

1242

1243

1244

1245

1246

1247

1248

1249

1250

1251

1252

1253

1254

1255

1256

1257

1258

1259

1260

1261

1262

1263

1264

1265

1266

1267

1268

1269

1270

1271

1272

1273

1274

1275

1276

1277

1278

1279

1280

1281

1282

1283

1284

1285

1286

1287

1288

1289

1290

1291

1292

1293

1294

1295

1296

1297

1298

1299

1300

1301

1302

1303

1304

1305

1306

1307

1308

1309

1310

1311

1312

1313

1314

1315

1316

1317

1318

1319

1320

1321

1322

1323

1324

1325

1326

1327

1328

1329

1330

1331

1332

1333

1334

1335

1336

1337

1338

1339

1340

1341

1342

1343

1344

1345

1346

1347

1348

1349

1350

1351

1352

1353

1354

1355

1356

1357

1358

1359

1360

1361

1362

1363

1364

1365

1366

1367

1368

1369

1370

1371

1372

1373

1374

1375

1376

1377

1378

1379

1380

1381

1382

1383

1384

1385

1386

1387

1388

1389

1390

1391

1392

1393

1394

1395

1396

1397

1398

1399

1400

1401

1402

1403

1404

1405

1406

1407

1408

1409

1410

1411

1412

1413

1414

1415

1416

1417

1418

1419

1420

1421

1422

1423

1424

1425

1426

1427

1428

1429

1430

1431

1432

1433

1434

1435

1436

1437

1438

1439

1440

1441

1442

1443

1444

1445

1446

1447

1448

1449

1450

1451

1452

1453

1454

1455

1456

1457

1458

1459

1460

1461

1462

1463

1464







PAGE 1 OF 4 PAGES

OFFICE OR MEASURE

STATE TREASURER

COUNTY

TILLAMOOK

ELECTION

MAY 15, 2012

CANDIDATE OR MEASURE

BALLOT NUMBER

NAME OR NO. OF PRECINCT

001 BAY

003 BEAVER

005 CARNAHAN

006 CLOVERDALE

007 EASTSIDE

008 FAIRVIEW

010 FOLEY

012 GARIBALDI

013 HEBO

014 KILCHIS

015 MAPLELEAF

016 NEHALEM

017 NESKOWIN

018 NETARTS

020 OCEANSIDE

021 PINE GROVE

024 ROCKAWAY

026 SOUTH PRAIRIE WEST

027 SOUTH PRAIRIE EAST

028 TRASK

030 UNION

032 WESTSIDE

033 WHEELER

035 TILLAMOOK #1

036 TILLAMOOK #2

037 TILLAMOOK #3

038 TILLAMOOK #4

039 TILLAMOOK #5

040 TILLAMOOK #6

Kristen Cagle-Gibson

Raymond Reddish

Ignacio Campuzano

Ted Wheeler

Thomas (Tom) Cox

Drew Bylinster

John Espin

Mike Hayes

Karen Bowerman

Cathy M. Roberts

STATE OF OREGON

ABSTRACT OF VOTES

Separate sheets for

1. President

Vice-President

2. National committeeperson

3. Delegates at Large

4. Delegates - Districts

5. U. S. Senator and Congressperson

6. State Offices

7. Judicial Offices

8. State Senators

9. State Representatives

10. Others

DATE OF ABSTRACT

MAY 31 2012

ABSTRACT OF VOTES AT GENERAL AND SPECIAL ELECTIONS

Votes cast for governor must be on separate page or pages (ORS 254.545).

ABSTRACT OF VOTES AT PRIMARY ELECTIONS

Separate sheets for Democratic, Republican, Nonpartisan and other candidates.

Separate sheets for candidates for city, county (including precinct) and state offices.





PAGE 3 OF 4 PAGES

OFFICE OR MEASURE

STATE TREASURER

COUNTY

TILLAMOOK

ELECTION

MAY 15, 2012

CANDIDATE OR MEASURE

BALLOT NUMBER

NAME OR NO. OF PRECINCT

001 BAY

003 BEAVER

005 CARNAHAN

006 CLOVERDALE

007 EASTSIDE

008 FAIRVIEW

010 FOLEY

012 GARIBALDI

013 HEBO

014 KILCHIS

015 MAPLELEAF

016 NEHALEM

017 NESKOWIN

018 NETARTS

020 OCEANSIDE

021 PINE GROVE

024 ROCKAWAY

026 SOUTH PRAIRIE WEST

027 SOUTH PRAIRIE EAST

028 TRASK

030 UNION

032 WESTSIDE

033 WHEELER

035 TILLAMOOK #1

036 TILLAMOOK #2

037 TILLAMOOK #3

038 TILLAMOOK #4

039 TILLAMOOK #5

040 TILLAMOOK #6

John Clark

Harry Hewitt

Mickey Mouse

Donald Duck

Mark Beach

David W. Huckle

Russell H. Halsey Jr.

Sue Wilson

Katherine Ann Jones

Jeremy Christiansen

I certify the votes recorded on this abstract correctly summarize the tally of votes cast at the election indicated.

SIGNATURE OF COUNTY CLERK

DATE OF ABSTRACT

SER 900  
REV. 7/15/91

STATE OF OREGON  
ABSTRACT OF VOTES

Separate sheets for  
1. President  
Vice-President

2. National committeeperson
3. Delegates at Large
4. Delegates - Districts

5. U. S. Senator and Congressperson  
6. State Offices  
7. Judicial Offices

8. State Senators  
9. State Representatives  
10. Others

DATE OF ABSTRACT  
MAY 31 2012

SIGNATURE OF COUNTY CLERK

I certify the votes recorded on this abstract correctly summarize the tally of votes cast at the election indicated.

ABSTRACT OF VOTES AT GENERAL AND SPECIAL ELECTIONS /

Votes cast for governor must be on separate page or pages (ORS 254.545).

# ABSTRACT OF VOTES AT PRIMARY ELECTIONS

**Concrete shoots for Democratic. Republican. Nonpartisan and other candidates.**

General schools for candidates for city, county (including precinct) and state offices.



OFFICE OR MEASURE

Democratic PCP

COUNTY

TILLAMOOK

ELECTION

MAY 15, 2012

BALLOT NUMBER

NAME OR NO.  
OF PRECINCT

001. BAY

003 BEAVER

005 CARNAHAN

006 CLOVERDALE

007 EASTSIDE

008 FATBUTTE

010 TOTAL

012 CAPT PAT DT

013 HERO

01/4 RILEY

015 MARTIN F. F.

016 NFEHAT EM

017 NESKOVU

078 NETABTS

020 OCEANSTID

021 PTNF CBO

024 BOCKAWAY

026 SOUTH BR

RECEIVED, 200

090 MED A CITY

• C C

SECRET

SECRET

COLE ET AL.

THE LITTLE

2027 LITTLE MOON Ctf

030 THE LITTLE #17

030	TTTT AMOON	#E
-----	------------	----

0% ZOOMY LITTLE #2

---

I certify the votes recorded on this abstract correctly summarize the tally of votes cast at the election indicated.

SIGNATURE OF COUNTY CLERK

DATE OF ABSTRACT

MAY 31 2012

# ABSTRACT OF VOTES AT GENERAL AND SPECIAL ELECTIONS

# ABSTRACT OF VOTES AT PRIMARY ELECTIONS

Separate sheets for Democratic, Republican, Nonpartisan and other candidates.

Votes cast for governor must be on separate page or pages (ORS 254.545).

SER 900  
REV. 7/15/91

STATE OF OREGON  
ABSTRACT OF VOTES

Separate sheets for  
1. President  
Vice-President

2. National committee person
3. Delegates at Large
4. Delegates - Districts

5. U. S. Senator and Congressperson  
6. State Offices  
7. Judicial Offices

8. State Senators  
9. State Representatives  
10. Others

DATE OF ABSTRACT

MAY 31 2012

SIGNATURE OF COUNTY CLERK

I certify the votes recorded on this abstract correctly summarize the tally of votes cast at the election indicated.

# ABSTRACT OF VOTES AT GENERAL AND SPECIAL ELECTIONS

Votes cast for governor must be on separate page or pages (ORS 254.545).

# ABSTRACT OF VOTES AT PRIMARY ELECTIONS

Senarala sheels for Democratic, Republican, Nonpartisan and other candidates.

Generate checks for candidates for city, county (including precinct) and state offices.

OFFICE OF THE MEASURE

Democrat PCP

COUNTY

TILLÄMOK

ELECTION

MAY 15, 2012

BALLOT NUMBER:

NAME OR NO.  
OF PRECINCT

001 RAY

003 BEAVER

005 CARNAHAN

006 CLOVERDALE

007 EASTSIDE

008 FAPYTFEJ

010 FOT FY

012 CAPT BRADY

013 HERO

014 KTT CH 710

015 MARTLET FAF

016 NFEAT FM

017 NESKOWIN

018 NETARTS

020 OCEANSTIDE

021 PTNF GROVE

024 ROCKAWAY

026 SOUTH PR

027 : COURT REPORT PAGE

029 TPD A CIV

[illegible]

200 RECEIVED

030 THREE TO

QCE TTT Y AMOOTH JLT

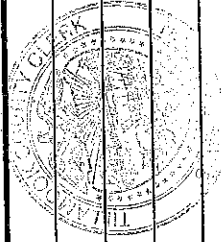
0036 TTTT 13000Z JUL 67

037 TII AMOZ #2

838 TTTT AMOV #7

030 TTTT AMOON #E

37 200MY 1111 076



I certify the votes recorded on this abstract correctly summarize the tally of votes cast at the election indicated.

SIGNATURE OF COUNTY CLERK

DATE OF ABSTRACT

MAY 31 2012

# ABSTRACT OF VOTES AT GENERAL AND SPECIAL ELECTIONS

Votes cast for governor must be on separate page or pages (ORS 254.545).

# ABSTRACT OF VOTES AT PRIMARY ELECTIONS

**Concrete schools for Democratic, Republican, Nonpartisan and other candidates.**

Separate sheets for candidates for city, county (including precinct) and state offices.

OFFICE OR MEASURE

Democratic PCP

COUNTY

TILLAMOOK

ELECTION

MAY 15, 2012

CANDIDATE OR MEASURE

BALLOT NUMBER

NAME OR NO.  
OF PRECINCT

001 BAY

003 BEAVER

005 CARNAHAN

006 CLOVERDALE

007 EASTSIDE

008 FAIRVIEW

010 FOLEY

012 GARIBALDI

013 HEBO

014 KILCHIS

015 MAPLELEAF

016 NEHALEM

017 NESKOWIN

018 NETARTS

020 OCEANSIDE

021 PINE GROVE

024 ROCKAWAY

026 SOUTH PRAIRIE WEST

027 SOUTH PRAIRIE EAST

028 TRASK

030 UNION

032 WESTSIDE

033 WHEELER

035 TILLAMOOK #1


036 TILLAMOOK #2

037 TILLAMOOK #3

038 TILLAMOOK #4

039 TILLAMOOK #5

040 TILLAMOOK #6



I certify the votes recorded on this abstract correctly summarize the tally of votes cast at the election indicated.

SIGNATURE OF COUNTY CLERK

DATE OF ABSTRACT

MAY 31 2012

SER 900  
REV. 7/15/91STATE OF OREGON  
ABSTRACT OF VOTESSeparate sheets for  
1. President  
Vice-President2. National committee person  
3. Delegates at Large  
4. Delegates - Districts5. U. S. Senator and Congressperson  
6. State Offices  
7. Judicial Offices8. State Senators  
9. State Representatives  
10. OthersABSTRACT OF VOTES AT GENERAL AND SPECIAL  
ELECTIONSVotes cast for governor must be on separate page or pages  
(ORS 254.545).

## ABSTRACT OF VOTES AT PRIMARY ELECTIONS

Separate sheets for Democratic, Republican, Nonpartisan and other candidates.

Separate sheets for candidates for city, county (including precinct) and state offices.





SER 900  
REV. 7/15/91

STATE OF OREGON  
ABSTRACT OF VOTES

Separate sheets for  
1. President  
Vice-President

2. National committee person
3. Delegates at Large
4. Delegates - Districts

5. U. S. Senator and Congressperson  
6. State Offices  
7. Judicial Offices

8. State Senators  
9. State Representatives  
10. Others

DATE OF ABSTRACT

MAY 23 2012

SIGNATURE OF COUNTY CLERK

SIGNATURE OF COUNTY CLERK  
Jesse Small

I certify the votes recorded on this abstract correctly summarize the tally of votes cast at the election indicated.

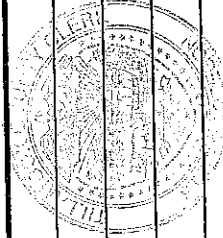
# ABSTRACT OF VOTES AT GENERAL AND SPECIAL ELECTIONS

# ABSTRACT OF VOTES AT PRIMARY ELECTIONS

Separate sheets for Democratic, Republican, Nonpartisan and other candidates.

Votes cast for governor must be on separate page or pages (ORS 254.545).

Sonarata sheets for candidates for city, county (including precinct) and state offices.



SER 900  
REV. 7/15/91

STATE OF OREGON  
ABSTRACT OF VOTES

Separate sheets for  
1. President  
Vice-President

2. National committee person
3. Delegates at Large
4. Delegates - Districts

5. U. S. Senator and Congressperson  
6. State Offices  
7. Judicial Offices

8. State Senators  
9. State Representatives  
10. Others

DATE OF ABSTRACT

MAY 31 2012

SIGNATURE OF COUNTY CLERK

I certify the votes recorded on this abstract correctly summarize the tally of votes cast at the election indicated.

ABSTRACT OF VOTES AT GENERAL AND SPECIAL ELECTIONS

ABSTRACT OF VOTES AT PRIMARY ELECTIONS

**Concrete schools for Democratic, Republican, Nonpartisan and other candidates.**

Votes cast for governor must be on separate page or pages (ORS 254.545).

Separate sheets for candidates for city, county (including precinct) and state offices.

[illegible]

DATE OF ABSTRACT

Separate sheets for candidates for city, county (including precinct) and state offices.

SER 900  
REV. 7/15/91

STATE OF OREGON  
ABSTRACT OF VOTES

Separate sheets for  
1. President  
Vice-President

2. National committee person
3. Delegates at Large
4. Delegates - Districts

5. U. S. Senator and Congressperson  
6. State Offices  
7. Judicial Offices

8. State Senators  
9. State Representatives  
10. Others

DATE OF ABSTRACT

MAY 31 2012

SIGNATURE OF COUNTY CLERK

I certify the votes recorded on this abstract correctly summarize the tally of votes cast at the election indicated.

# ABSTRACT OF VOTES AT GENERAL AND SPECIAL ELECTIONS

# ABSTRACT OF VOTES AT PRIMARY ELECTIONS

General elections for Democratic Republican. Nonpartisan and other candidates.

Votes cast for governor must be on separate page or pages (ORS 254.545).

Separate sheets for candidates for city, county (including precinct) and state offices.

[illegible]



SER 900  
REV. 7/15/91

STATE OF OREGON  
ABSTRACT OF VOTES

Separate sheets for  
1. President  
Vice-President

2. National committeeperson
3. Delegates at Large
4. Delegates - Districts

5. U. S. Senator and Congressperson  
6. State Offices  
7. Judicial Offices

8. State Senators  
9. State Representatives  
10. Others

DATE OF ABSTRACT  
MAY 31 2012

SIGNATURE OF COUNTY CLERK

James M. Ward

I certify the votes recorded on this abstract correctly summarize the tally of votes cast at the election indicated.

# ABSTRACT OF VOTES AT GENERAL AND SPECIAL ELECTIONS

# ABSTRACT OF VOTES AT PRIMARY ELECTIONS

**Separate sheets for Democratic, Republican, Nonpartisan and other candidates.**

Votes cast for governor must be on separate page or pages (ORS 254.545).

Separate sheets for candidates for city, county (including precinct) and state offices.

[illegible]

STATE OF OREGON  
ABSTRACT OF VOTESSeparate sheets for  
1. President  
Vice-President2. National committeeperson  
3. Delegates at Large  
4. Delegates - Districts5. U. S. Senator and Congressperson  
6. State Offices  
7. Judicial Offices8. State Senators  
9. State Representatives  
10. Others

DATE OF ABSTRACT

MAY 31 2012

SIGNATURE OF COUNTY CLERK

*Joe Owe*I certify the votes recorded on this abstract correctly summarize the  
tally of votes cast at the election indicated.ABSTRACT OF VOTES AT GENERAL AND SPECIAL  
ELECTIONSVotes cast for governor must be on separate page or pages  
(ORS 254.545).

## ABSTRACT OF VOTES AT PRIMARY ELECTIONS

Separate sheets for Democratic, Republican, Nonpartisan and other candidates.

Separate sheets for candidates for city, county (including precinct) and state offices.

CANDIDATE OR MEASURE

BALLOT NUMBER

NAME OR NO.  
OF PRECINCT

001 BAY

003 BEAVER

005 CARNAHAN

006 CLOVERDALE

007 EASTSIDE

008 FAIRVIEW

010 FOLEY

012 GARIBALDI

013 HEBO

014 KILCHIS

015 MAPLELEAF

016 NEHALEM

017 NESKOWIN

018 NETARTS

020 OCEANSIDE

021 PINE GROVE

024 ROCKAWAY

026 SOUTH PRAIRIE WEST

027 SOUTH PRAIRIE EAST

028 TRASK

030 UNION

032 WESTSIDE

033 WHEELER

035 TILLAMOOK #1

036 TILLAMOOK #2

037 TILLAMOOK #3

038 TILLAMOOK #4

039 TILLAMOOK #5

040 TILLAMOOK #6



Jack Allen

Walt Covert

Rich Riley

Dave May

Joe Thano

Neil Plasker

Cliff Adams

No Way

Robert (Bob) Veline

Raymond Reddish

SEA 900  
REV. 7/15/91

STATE OF OREGON  
ABSTRACT OF VOTES

Separate sheets for  
1. President  
Vice-President

2. National committeeperson
3. Delegates at Large
4. Delegates - Districts

5. U. S. Senator and Congressperson  
6. State Offices  
7. Judicial Offices

8. State Senators  
9. State Representatives  
10. Others

DATE OF ABSTRACT

MAY 31 2012

SIGNATURE OF COUNTY CLERK

I certify the votes recorded on this abstract correctly summarize the tally of votes cast at the election indicated.

# ABSTRACT OF VOTES AT GENERAL AND SPECIAL ELECTIONS

Votes cast for governor must be on separate page or pages (ORS 254.545).

# ABSTRACT OF VOTES AT PRIMARY ELECTIONS

Separate sheets for Democratic, Republican, Nonpartisan and other candidates.

Sanarate sheets for candidates for city, county (including precinct) and state offices.



OFFICE OR MEASURE

Republican PCP

COUNTY

TILLAMOOK

ELECTION

MAY 15, 2012

BALLOT NUMBER

NAME OR NO.  
OF PRECINCT

001 RAY

003 BEA

005 CARNAHAN

006 CLOVERDALE

007 EASTSIDE

008 FAFRVTFW

030 FOL.FY

012 GARIBALDI

013 HEB0

014 KILCHIS

015 MAPLELEAF

016 NEHALEM

017 NESKOWIN

018 NETARTS

020 OCEANSIDE

021 PINE GROVE

024 ROCKAWAY

026 SOUTH PRAIRIE WEST

027 :SOUTH PRAIRIE EAST

028 TRASK

030 INTON

032 WESTSIDE

033 WHEELER

035 TTTTJ.AMOOK #1


036 TTT.I.AMOOK #2

037 TTT.T.AMOOK #3

038 TTTT.AMOOK #4

039 TIII.AMOOK #5

040 TTTJ.AMOOK #6



I certify the votes recorded on this abstract correctly summarize the tally of votes cast at the election indicated.

SIGNATURE OF COUNTY CLERK

DATE OF ABSTRACT

MAY 31 2012

# ABSTRACT OF VOTES AT GENERAL AND SPECIAL ELECTIONS

# ABSTRACT OF VOTES AT PRIMARY ELECTIONS

concrete shoots for Democratic, Republican, Nonpartisan and other candidates.

Votes cast for governor must be on separate page or pages (ORS 254.545).

Separate sheets for candidates for city, county (including precinct) and state offices

SER 900  
REV. 7/15/91

STATE OF OREGON  
ABSTRACT OF VOTES

Separate sheets for  
1. President  
Vice-President

2. National committeeperson
3. Delegates at Large
4. Delegates - Districts

5. U. S. Senator and Congressperson  
6. State Offices  
7. Judicial Offices

8. State Senators  
9. State Representatives  
10. Others

DATE OF ABSTRACT

MAY 31 2012

SIGNATURE OF COUNTY CLERK

for me

I certify the votes recorded on this abstract correctly summarize the tally of votes cast at the election indicated.

ABSTRACT OF VOTES AT GENERAL AND SPECIAL ELECTIONS /

Votes cast for governor must be on separate page or pages (ORS 254.545).

# ABSTRACT OF VOTES AT PRIMARY ELECTIONS

**Separate sheets for Democratic, Republican, Nonpartisan and other candidates.**

Separate sheets for candidates for city, county (including precinct) and state offices.





OFFICE OR MEASURE

Republican Rep

COUNTY

TILLAMOOK

ELECTION

MAY 15, 2012

CANDIDATE OR MEASURE

BALLOT NUMBER

NAME OR NO.  
OF PRECINCT

001 BAY

003 BEAVER

005 CARNAHAN

006 CLOVERDALE

007 EASTSIDE

008 FAIRVIEW

010 FOLEY

012 GARIBALDI

013 HEBO

014 KILCHIS

015 MAPLELEAF

016 NEHALEM

017 NESKOWIN

018 NETARTS

020 OCEANSIDE

021 PINE GROVE

024 ROCKAWAY

026 SOUTH PRAIRIE WEST

027 SOUTH PRAIRIE EAST

028 TRASK

030 UNION

032 WESTSIDE

033 WHEELER

035 TILLAMOOK #1

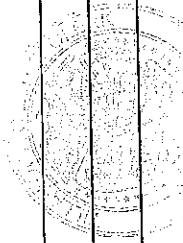
036 TILLAMOOK #2

037 TILLAMOOK #3

038 TILLAMOOK #4

039 TILLAMOOK #5

040 TILLAMOOK #6



Carol Myers

Rat Kehr

Mary J. Bean

SER 900  
REV. 7/15/91STATE OF OREGON  
ABSTRACT OF VOTESSeparate sheets for  
1. President  
Vice-President2. National committeeperson  
3. Delegates at Large  
4. Delegates - Districts5. U. S. Senator and Congressperson  
6. State Offices  
7. Judicial Offices8. State Senators  
9. State Representatives  
10. Others

SIGNATURE OF COUNTY CLERK

DATE OF ABSTRACT

MAY 31 2012

I certify the votes recorded on this abstract correctly summarize the tally of votes cast at the election indicated.

ABSTRACT OF VOTES AT GENERAL AND SPECIAL  
ELECTIONSVotes cast for governor must be on separate page or pages  
(ORS 254.545).

ABSTRACT OF VOTES AT PRIMARY ELECTIONS

Separate sheets for Democratic, Republican, Nonpartisan and other candidates.

Separate sheets for candidates for city, county (including precinct) and state offices.