

United States Senator DOUGLAS

VOTES PERCENT

VOTES PERCENT

Vote For 1

01 = Pavel Goberman
 02 = Jeff Merkley
 03 = William Bryk

303 4.56 04 = WRITE-IN
 5,722 86.08 05 = OVER VOTES
 438 6.59 06 = UNDER VOTES

184 2.77
 0
 742

	01	02	03	04	05	06
0001 P01	5	100	6	7	0	8
0002 P02	1	35	4	0	0	3
0003 P03	10	315	17	4	0	38
0004 P04	14	322	30	12	0	38
0005 P05	19	394	25	20	0	54
0006 P06	18	400	31	15	0	60
0007 P07	8	342	24	2	0	38
0008 P08	16	281	23	17	0	19
0009 P09	17	287	14	6	0	49
0010 P10	0	13	1	1	0	1
0011 P11	2	38	3	1	0	2
0012 P12	17	387	31	7	0	76
0013 P13	22	294	18	15	0	25
0014 P14	0	44	4	0	0	7
0015 P15	0	60	1	0	0	13
0016 P16	14	196	14	2	0	30
0017 P17	28	490	28	10	0	75
0018 P18	9	181	16	3	0	26
0019 P19	24	339	41	18	0	32
0020 P20	14	221	29	10	0	38
0021 P21	18	188	27	6	0	14
0022 P22	14	314	20	8	0	39
0023 P23	6	105	7	5	0	9
0024 P24	9	126	12	3	0	20
0025 P25	3	76	0	5	0	11
0026 P26	13	115	8	6	0	12
0027 P27	1	26	1	1	0	1
0028 P28	1	33	3	0	0	4



I certify the votes recorded on this
 abstract correctly summarize the tally
 of votes cast at the election indicated.
 Patricia K. Hitt
 DOUGLAS COUNTY CLERK

By: Patricia K. Hitt
 Date: 6/9/14

Representative in Congress, 4th District DOUGLAS
Vote For 1
01 = Peter A DeFazio 6,348 97.20
02 = WRITE-IN 183 2.80

VOTES PERCENT

03 = OVER VOTES
04 = UNDER VOTES

0
858

	01	02	03	04
0001 P01	110	7	0	9
0002 P02	39	1	0	3
0003 P03	350	5	0	29
0004 P04	356	11	0	49
0005 P05	429	16	0	67
0006 P06	456	10	0	58
0007 P07	369	7	0	38
0008 P08	312	11	0	33
0009 P09	331	6	0	36
0010 P10	14	1	0	1
0011 P11	43	0	0	3
0012 P12	412	11	0	95
0013 P13	320	11	0	43
0014 P14	48	1	0	6
0015 P15	67	0	0	7
0016 P16	219	6	0	31
0017 P17	546	9	0	76
0018 P18	198	3	0	34
0019 P19	374	21	0	59
0020 P20	251	13	0	48
0021 P21	213	8	0	32
0022 P22	352	5	0	38
0023 P23	116	3	0	13
0024 P24	153	4	0	13
0025 P25	81	5	0	9
0026 P26	129	5	0	20
0027 P27	24	2	0	4
0028 P28	36	1	0	4



Governor DOUGLAS
 Vote For 1
 01 = Ifeanyichukwu C Diru 1,261 18.56
 02 = John Kitzhaber 5,329 78.45
 03 = WRITE-IN 203 2.99

VOTES PERCENT
 04 = OVER VOTES 1
 05 = UNDER VOTES 595

	01	02	03	04	05
0001 P01	30	79	7	0	10
0002 P02	12	29	1	0	1
0003 P03	52	306	7	0	19
0004 P04	75	296	13	0	32
0005 P05	81	368	20	0	43
0006 P06	87	379	18	0	40
0007 P07	54	322	6	0	32
0008 P08	58	264	14	0	20
0009 P09	41	284	15	0	33
0010 P10	0	15	1	0	0
0011 P11	9	29	1	1	6
0012 P12	79	376	9	0	54
0013 P13	64	262	11	0	37
0014 P14	6	40	3	0	6
0015 P15	8	60	0	0	6
0016 P16	51	175	3	0	27
0017 P17	100	447	15	0	69
0018 P18	45	163	4	0	23
0019 P19	106	311	18	0	19
0020 P20	76	199	7	0	30
0021 P21	62	168	8	0	15
0022 P22	49	313	7	0	26
0023 P23	29	89	3	0	11
0024 P24	34	121	3	0	12
0025 P25	15	65	4	0	11
0026 P26	28	112	4	0	10
0027 P27	2	27	1	0	0
0028 P28	8	30	0	0	3



State Senator, 4th District SENATE DISTRICT 04
Vote For 1
01 = Floyd Prozanski 1,666 97.31
02 = WRITE-IN 46 2.69

03 = OVER VOTES
04 = UNDER VOTES

VOTES PERCENT
0
605

	01	02	03	04
0002 P02	30	1	0	12
0004 P04	313	10	0	93
0005 P05	370	15	0	127
0006 P06	367	9	0	148
0010 P10	13	1	0	2
0011 P11	37	2	0	7
0014 P14	39	0	0	16
0015 P15	59	0	0	15
0017 P17	438	8	0	185



State Representative, 1st District HOUSE DISTRICT 01

	VOTES	PERCENT
Vote For 1		
01 = Jim Klahr	611	97.45
02 = WRITE-IN	16	2.55

VOTES	PERCENT
0	
521	

	01	02	03	04
0012 P12	258	5	0	255
0013 P13	216	8	0	150
0016 P16	137	3	0	116
0023 P23	0	0	0	0



State Representative, 2nd District HOUSE DISTRICT 02

	VOTES	PERCENT
Vote For 1		
01 = Kerry Atherton	1,653	58.16
02 = Natasha Bjornsen	1,133	39.87
03 = WRITE-IN	56	1.97

04 = OVER VOTES
 05 = UNDER VOTES

VOTES PERCENT
 3
 569

	01	02	03	04	05
0007 P07	207	123	4	0	80
0008 P08	185	113	8	0	50
0009 P09	187	104	3	2	77
0018 P18	108	75	4	0	48
0019 P19	211	164	9	0	70
0020 P20	127	108	5	0	72
0021 P21	118	98	2	0	35
0022 P22	203	124	8	1	59
0023 P23	72	45	3	0	12
0024 P24	79	60	2	0	29
0025 P25	47	32	3	0	13
0026 P26	71	63	4	0	16
0027 P27	13	12	1	0	4
0028 P28	25	12	0	0	4



State Representative, 7th District HOUSE DISTRICT 07

Vote For 1

01 = NO CANDIDATE FILED

02 = WRITE-IN

0

133 100.00

03 = OVER VOTES

04 = UNDER VOTES

VOTES PERCENT

0

2,184

	01	02	03	04
0002 P02	0	2	0	41
0004 P04	0	35	0	381
0005 P05	0	35	0	477
0006 P06	0	26	0	498
0010 P10	0	2	0	14
0011 P11	0	2	0	44
0014 P14	0	0	0	55
0015 P15	0	5	0	69
0017 P17	0	26	0	605



State Representative, 9th District HOUSE DISTRICT 09

Vote For 1

01 = Caddy McKeown

02 = WRITE-IN

408 98.55

6 1.45

03 = OVER VOTES

04 = UNDER VOTES

VOTES PERCENT

0

96

0001 P01

0003 P03

01 02 03 04

102 2 0 22

306 4 0 74



United States Senator DOUGLAS

VOTES PERCENT

VOTES PERCENT

Vote For 1

01 = Monica Wehby	6,752	56.90	05 = Jason Conger
02 = Jo Rae Perkins	331	2.79	06 = WRITE-IN
03 = Mark Callahan	954	8.04	07 = OVER VOTES
04 = Timothy I Crawley	275	2.32	08 = UNDER VOTES

3,523	29.69
32	.27
9	
873	

	01	02	03	04	05	06	07	08
0001 P01	89	1	7	2	45	1	0	7
0002 P02	50	4	5	1	12	1	0	1
0003 P03	176	13	24	11	132	2	0	31
0004 P04	441	17	59	25	261	3	1	33
0005 P05	492	28	78	16	257	1	0	48
0006 P06	569	36	62	16	232	1	0	71
0007 P07	369	10	41	12	188	2	1	63
0008 P08	288	24	60	19	201	0	1	39
0009 P09	332	8	35	18	164	2	2	49
0010 P10	6	0	1	0	3	0	0	1
0011 P11	53	3	7	1	17	0	0	3
0012 P12	729	20	75	24	321	2	1	99
0013 P13	453	12	52	12	197	0	0	55
0014 P14	47	6	4	3	11	0	0	4
0015 P15	43	4	10	2	28	0	0	9
0016 P16	239	17	40	6	150	1	0	22
0017 P17	506	31	79	22	272	4	1	109
0018 P18	192	10	31	8	116	2	1	30
0019 P19	393	20	56	17	204	4	0	39
0020 P20	331	15	49	11	181	1	1	40
0021 P21	184	12	38	8	126	1	0	22
0022 P22	229	18	51	11	112	2	0	48
0023 P23	114	7	15	6	56	2	0	17
0024 P24	109	4	18	8	77	0	0	6
0025 P25	112	4	11	5	36	0	0	7
0026 P26	143	4	34	7	80	0	0	12
0027 P27	29	3	5	3	24	0	0	6
0028 P28	34	0	7	1	20	0	0	2



Representative in Congress, 4th District DOUGLAS
Vote For 1
01 = Art Robinson 9,320 97.28
02 = WRITE-IN 261 2.72

03 = OVER VOTES
04 = UNDER VOTES

VOTES PERCENT
1
3.167

	01	02	03	04
0001 P01	128	4	0	20
0002 P02	54	1	0	19
0003 P03	293	3	0	93
0004 P04	659	19	0	162
0005 P05	699	26	0	195
0006 P06	652	18	0	317
0007 P07	473	18	0	195
0008 P08	464	12	1	155
0009 P09	386	24	0	200
0010 P10	7	0	0	4
0011 P11	73	0	0	11
0012 P12	886	25	0	360
0013 P13	556	12	0	213
0014 P14	62	4	0	9
0015 P15	66	0	0	30
0016 P16	371	8	0	96
0017 P17	750	14	0	260
0018 P18	277	9	0	104
0019 P19	580	9	0	144
0020 P20	475	9	0	145
0021 P21	301	7	0	83
0022 P22	311	17	0	143
0023 P23	160	12	0	45
0024 P24	188	0	0	34
0025 P25	133	2	0	40
0026 P26	217	3	0	60
0027 P27	62	0	0	8
0028 P28	37	5	0	22



Governor DOUGLAS

VOTES PERCENT

VOTES PERCENT

Vote For 1

01 = Bruce A Cuff
 02 = Gordon Challstrom
 03 = Tim Carr
 04 = Dennis Richardson
 05 = Mae Rafferty

1,185 10.98
 1,339 12.40
 679 6.29
 6,497 60.18
 919 8.51

06 = Darren Karr
 07 = WRITE-IN
 08 = OVER VOTES
 09 = UNDER VOTES

95 .88
 82 .76
 2
 1,951

	01	02	03	04	05	06	07	08	09
0001 P01	7	24	9	68	25	4	1	0	14
0002 P02	8	11	7	31	8	0	1	0	8
0003 P03	41	42	20	205	24	1	2	0	54
0004 P04	70	110	49	444	59	2	4	0	102
0005 P05	84	124	49	471	65	6	6	0	115
0006 P06	90	85	52	509	64	11	7	1	168
0007 P07	51	61	41	358	33	2	2	0	138
0008 P08	63	56	42	325	46	5	3	0	92
0009 P09	57	55	40	285	42	4	4	0	123
0010 P10	1	2	1	6	0	0	0	0	1
0011 P11	12	11	6	39	12	0	0	0	4
0012 P12	116	93	41	699	70	4	6	0	242
0013 P13	78	68	21	436	52	7	2	0	117
0014 P14	14	16	3	27	7	1	2	0	5
0015 P15	8	7	5	51	7	2	0	0	16
0016 P16	39	46	33	265	45	4	4	0	39
0017 P17	96	124	54	481	64	10	5	0	190
0018 P18	20	48	15	203	38	3	5	0	58
0019 P19	76	73	40	395	51	8	5	0	85
0020 P20	56	77	32	313	34	6	2	0	109
0021 P21	46	53	23	180	44	2	6	0	37
0022 P22	51	50	31	208	36	4	5	0	86
0023 P23	23	25	11	95	14	3	5	0	41
0024 P24	14	27	15	115	30	3	1	1	16
0025 P25	14	15	10	90	10	0	1	0	35
0026 P26	32	20	19	146	21	2	2	0	38
0027 P27	11	8	6	24	15	1	0	0	5
0028 P28	7	8	4	28	3	0	1	0	13



State Senator, 4th District SENATE DISTRICT 04
Vote For 1
01 = Cheryl Mueller
02 = WRITE-IN

VOTES PERCENT

2,615 98.87
30 1.13

03 = OVER VOTES
04 = UNDER VOTES

VOTES PERCENT

0
1,466

	01	02	03	04
0002 P02	55	1	0	18
0004 P04	532	8	0	300
0005 P05	594	10	0	316
0006 P06	600	4	0	383
0010 P10	6	0	0	5
0011 P11	53	0	0	31
0014 P14	49	1	0	25
0015 P15	55	1	0	40
0017 P17	671	5	0	348




State Representative, 1st District HOUSE DISTRICT 01
Vote For 1
01 = Wayne Krieger 1,749 98.98
02 = WRITE-IN 18 1.02

03 = OVER VOTES
04 = UNDER VOTES

VOTES PERCENT
0
760

	01	02	03	04
0012 P12	875	4	0	392
0013 P13	516	4	0	261
0016 P16	358	10	0	107
0023 P23	0	0	0	0



State Representative, 2nd District HOUSE DISTRICT 02

	VOTES	PERCENT
Vote For 1		
01 = Mark A Garcia	862	17.59
02 = Dallas Heard	4,028	82.19
03 = WRITE-IN	11	.22

04 = OVER VOTES
05 = UNDER VOTES

VOTES PERCENT

2
667

	01	02	03	04	05
0007 P07	75	508	0	1	102
0008 P08	99	476	0	0	57
0009 P09	91	445	6	0	68
0018 P18	58	284	0	0	48
0019 P19	117	542	1	0	73
0020 P20	73	494	1	0	61
0021 P21	63	267	2	1	58
0022 P22	94	307	1	0	69
0023 P23	30	158	0	0	29
0024 P24	34	156	0	0	32
0025 P25	33	117	0	0	25
0026 P26	65	187	0	0	28
0027 P27	16	47	0	0	7
0028 P28	14	40	0	0	10



State Representative, 7th District HOUSE DISTRICT 07

	VOTES	PERCENT
Vote For 1		
01 = Cedric Hayden	2,288	62.75
02 = Gary Williams	1,350	37.03
03 = WRITE-IN	8	.22

04 = OVER VOTES
 05 = UNDER VOTES

VOTES PERCENT
 1
 464

	01	02	03	04	05
0002 P02	44	24	0	0	6
0004 P04	546	237	1	0	56
0005 P05	527	296	6	0	91
0006 P06	476	385	1	0	125
0010 P10	9	1	0	0	1
0011 P11	42	34	0	0	8
0014 P14	41	28	0	0	6
0015 P15	49	34	0	0	13
0017 P17	554	311	0	1	158



State Representative, 9th District HOUSE DISTRICT 09

VOTES PERCENT

VOTES PERCENT

Vote For 1

01 = Jason Payne	180	45.00
02 = Casey Runyan	214	53.50
03 = WRITE-IN	6	1.50

04 = OVER VOTES
05 = UNDER VOTES

0
141

	01	02	03	04	05
0001 P01	52	58	2	0	40
0003 P03	128	156	4	0	101



Commissioner of the Bur. of Labor & Ind. DOUGLAS
 Vote For 1
 01 = Brad Avakian 13,094 98.79
 02 = WRITE-IN 160 1.21

03 = OVER VOTES
 04 = UNDER VOTES

VOTES PERCENT
 1
 10,595

	01	02	03	04
0001 P01	177	3	0	149
0002 P02	95	0	0	52
0003 P03	563	3	0	388
0004 P04	825	12	0	669
0005 P05	881	18	1	787
0006 P06	969	5	0	777
0007 P07	723	10	0	558
0008 P08	647	12	0	512
0009 P09	676	2	0	467
0010 P10	19	0	0	18
0011 P11	87	0	0	66
0012 P12	1018	7	0	1037
0013 P13	692	10	0	653
0014 P14	98	0	0	56
0015 P15	108	1	0	104
0016 P16	443	4	0	429
0017 P17	1137	14	0	897
0018 P18	419	7	0	318
0019 P19	782	12	0	606
0020 P20	589	6	0	495
0021 P21	405	7	0	332
0022 P22	593	16	0	437
0023 P23	241	0	0	163
0024 P24	268	1	0	200
0025 P25	188	3	0	124
0026 P26	305	3	0	206
0027 P27	73	3	0	44
0028 P28	73	1	0	51



Judge of the Supreme Court, Position 1 DOUGLAS
Vote For 1
01 = Thomas A Balmer 12,894 99.02
02 = WRITE-IN 128 .98

VOTES PERCENT
03 = OVER VOTES 2
04 = UNDER VOTES 10,826

	01	02	03	04
0001 P01	181	3	0	145
0002 P02	91	1	0	55
0003 P03	551	7	0	396
0004 P04	816	4	0	686
0005 P05	877	7	1	802
0006 P06	938	10	0	803
0007 P07	721	4	0	566
0008 P08	640	6	0	525
0009 P09	654	2	0	489
0010 P10	20	0	0	17
0011 P11	85	0	0	68
0012 P12	994	12	0	1056
0013 P13	681	4	0	670
0014 P14	96	0	0	58
0015 P15	110	0	0	103
0016 P16	434	4	0	438
0017 P17	1101	12	1	934
0018 P18	421	6	0	317
0019 P19	782	11	0	607
0020 P20	575	6	0	509
0021 P21	394	3	0	347
0022 P22	597	13	0	436
0023 P23	242	1	0	161
0024 P24	265	4	0	200
0025 P25	185	1	0	129
0026 P26	299	4	0	211
0027 P27	69	2	0	49
0028 P28	75	1	0	49



Judge of the Supreme Court, Position 7 DOUGLAS
 Vote For 1
 01 = Martha L Walters 12,979 99.00
 02 = WRITE-IN 131 1.00

VOTES PERCENT
 1
 10,739

	01	02	03	04
0001 P01	182	3	0	144
0002 P02	93	1	0	53
0003 P03	554	3	0	397
0004 P04	814	7	0	685
0005 P05	874	10	1	802
0006 P06	930	9	0	812
0007 P07	724	2	0	565
0008 P08	649	9	0	513
0009 P09	665	0	0	480
0010 P10	20	0	0	17
0011 P11	88	0	0	65
0012 P12	1000	9	0	1053
0013 P13	688	1	0	666
0014 P14	96	0	0	58
0015 P15	110	0	0	103
0016 P16	440	4	0	432
0017 P17	1119	12	0	917
0018 P18	425	6	0	313
0019 P19	780	13	0	607
0020 P20	580	5	0	505
0021 P21	391	5	0	348
0022 P22	606	16	0	424
0023 P23	251	1	0	152
0024 P24	266	6	0	197
0025 P25	187	1	0	127
0026 P26	303	4	0	207
0027 P27	70	3	0	47
0028 P28	74	1	0	50



Judge of the Court of Appeals, Pos. 1 DOUGLAS
Vote For 1
01 = Chris Garrett 12,809 99.15
02 = WRITE-IN 110 .85

VOTES PERCENT
03 = OVER VOTES 1
04 = UNDER VOTES 10,930

	01	02	03	04
0001 P01	183	2	0	144
0002 P02	93	1	0	53
0003 P03	564	3	0	387
0004 P04	805	5	0	696
0005 P05	877	8	1	801
0006 P06	921	9	0	821
0007 P07	715	4	0	572
0008 P08	631	8	0	532
0009 P09	652	4	0	489
0010 P10	19	0	0	18
0011 P11	87	0	0	66
0012 P12	995	4	0	1063
0013 P13	668	4	0	683
0014 P14	95	0	0	59
0015 P15	107	0	0	106
0016 P16	428	4	0	444
0017 P17	1097	13	0	938
0018 P18	420	4	0	320
0019 P19	780	9	0	611
0020 P20	573	3	0	514
0021 P21	388	2	0	354
0022 P22	586	9	0	451
0023 P23	245	0	0	159
0024 P24	262	4	0	203
0025 P25	181	1	0	133
0026 P26	298	4	0	212
0027 P27	68	4	0	48
0028 P28	71	1	0	53



Judge of the Court of Appeals, Pos. 4 DOUGLAS
 Vote For 1

VOTES PERCENT

VOTES PERCENT

01 = Timothy Sercombe
 02 = WRITE-IN

12,463 99.17
 104 .83

03 = OVER VOTES
 04 = UNDER VOTES

2
 11,281

	01	02	03	04
0001 P01	174	0	0	155
0002 P02	91	1	0	55
0003 P03	546	3	0	405
0004 P04	776	7	0	723
0005 P05	846	8	1	832
0006 P06	896	9	0	846
0007 P07	690	3	0	598
0008 P08	615	5	1	550
0009 P09	632	0	0	513
0010 P10	19	0	0	18
0011 P11	81	1	0	71
0012 P12	962	4	0	1096
0013 P13	649	3	0	703
0014 P14	94	0	0	60
0015 P15	105	0	0	108
0016 P16	419	5	0	452
0017 P17	1081	11	0	956
0018 P18	409	3	0	332
0019 P19	752	10	0	638
0020 P20	564	5	0	521
0021 P21	377	4	0	363
0022 P22	577	9	0	460
0023 P23	240	0	0	164
0024 P24	258	4	0	207
0025 P25	176	1	0	138
0026 P26	298	4	0	212
0027 P27	65	3	0	52
0028 P28	71	1	0	53



Judge of the Court of Appeals, Pos. 11 DOUGLAS

VOTES PERCENT

VOTES PERCENT

Vote For 1

01 = Joel DeVore

02 = WRITE-IN

12,737 99.18

105 .82

03 = OVER VOTES

04 = UNDER VOTES

1

11,007

	01	02	03	04
0001 P01	176	2	0	151
0002 P02	92	1	0	54
0003 P03	552	2	0	400
0004 P04	801	7	0	698
0005 P05	864	7	1	815
0006 P06	924	8	0	819
0007 P07	706	2	0	583
0008 P08	633	7	0	531
0009 P09	647	0	0	498
0010 P10	19	0	0	18
0011 P11	87	0	0	66
0012 P12	998	5	0	1059
0013 P13	665	4	0	686
0014 P14	96	0	0	58
0015 P15	108	0	0	105
0016 P16	427	4	0	445
0017 P17	1089	11	0	948
0018 P18	421	5	0	318
0019 P19	770	9	0	621
0020 P20	574	6	0	510
0021 P21	384	2	0	358
0022 P22	586	9	0	451
0023 P23	241	2	0	161
0024 P24	260	4	0	205
0025 P25	182	1	0	132
0026 P26	300	4	0	210
0027 P27	67	2	0	51
0028 P28	68	1	0	56



Judge of the Court of Appeals, Pos. 12 DOUGLAS
 Vote For 1
 01 = Erin C Lagesen 12,688 99.18
 02 = WRITE-IN 105 .82

03 = OVER VOTES
 04 = UNDER VOTES

VOTES PERCENT
 1
 11.056

	01	02	03	04
0001 P01	181	2	0	146
0002 P02	92	1	0	54
0003 P03	551	3	0	400
0004 P04	798	7	0	701
0005 P05	864	7	1	815
0006 P06	913	8	0	830
0007 P07	702	2	0	587
0008 P08	633	7	0	531
0009 P09	645	1	0	499
0010 P10	19	0	0	18
0011 P11	86	0	0	67
0012 P12	990	7	0	1065
0013 P13	665	5	0	685
0014 P14	96	0	0	58
0015 P15	107	0	0	106
0016 P16	425	6	0	445
0017 P17	1093	9	0	946
0018 P18	419	4	0	321
0019 P19	765	10	0	625
0020 P20	568	3	0	519
0021 P21	383	2	0	359
0022 P22	580	9	0	457
0023 P23	243	0	0	161
0024 P24	260	4	0	205
0025 P25	180	1	0	134
0026 P26	293	4	0	217
0027 P27	67	2	0	51
0028 P28	70	1	0	54



Judge of the Court of Appeals, Pos. 13 DOUGLAS
Vote For 1

VOTES PERCENT

VOTES PERCENT

01 = Doug Tookey
02 = WRITE-IN

12,680 99.15
109 .85

03 = OVER VOTES
04 = UNDER VOTES

1
11,060

	01	02	03	04
0001 P01	174	3	0	152
0002 P02	93	1	0	53
0003 P03	556	4	0	394
0004 P04	800	5	0	701
0005 P05	867	5	1	814
0006 P06	905	12	0	834
0007 P07	706	4	0	581
0008 P08	626	7	0	538
0009 P09	652	2	0	491
0010 P10	19	0	0	18
0011 P11	86	0	0	67
0012 P12	989	5	0	1068
0013 P13	667	3	0	685
0014 P14	95	0	0	59
0015 P15	106	0	0	107
0016 P16	419	5	0	452
0017 P17	1090	11	0	947
0018 P18	415	4	0	325
0019 P19	766	8	0	626
0020 P20	572	6	0	512
0021 P21	386	2	0	356
0022 P22	576	9	0	461
0023 P23	242	1	0	161
0024 P24	257	5	0	207
0025 P25	180	1	0	134
0026 P26	298	3	0	213
0027 P27	68	2	0	50
0028 P28	70	1	0	54



Judge of the Oregon Tax Court DOUGLAS
Vote For 1

VOTES PERCENT

VOTES PERCENT

01 = Henry C Breithaupt
02 = WRITE-IN

12,349 99.09
114 .91

03 = OVER VOTES
04 = UNDER VOTES

1
11,386

	01	02	03	04
0001 P01	171	4	0	154
0002 P02	87	2	0	58
0003 P03	538	5	0	411
0004 P04	769	7	0	730
0005 P05	836	7	1	843
0006 P06	879	8	0	864
0007 P07	693	3	0	595
0008 P08	615	7	0	549
0009 P09	634	2	0	509
0010 P10	19	0	0	18
0011 P11	82	0	0	71
0012 P12	959	7	0	1096
0013 P13	645	4	0	706
0014 P14	93	0	0	61
0015 P15	105	0	0	108
0016 P16	412	3	0	461
0017 P17	1071	12	0	965
0018 P18	406	4	0	334
0019 P19	741	10	0	649
0020 P20	552	5	0	533
0021 P21	372	3	0	369
0022 P22	577	9	0	460
0023 P23	239	0	0	165
0024 P24	253	4	0	212
0025 P25	176	2	0	137
0026 P26	292	3	0	219
0027 P27	65	2	0	53
0028 P28	68	1	0	56



Judge of the Circ. Crt., 16 Dis., Pos. 1 DOUGLAS
Vote For 1
01 = Ann Marie Simmons 13,671 99.09
02 = WRITE-IN 125 .91

VOTES PERCENT
03 = OVER VOTES 1
04 = UNDER VOTES 10.053

	01	02	03	04
0001 P01	182	2	0	145
0002 P02	94	1	0	52
0003 P03	555	4	0	395
0004 P04	845	15	0	646
0005 P05	918	5	1	763
0006 P06	1012	8	0	731
0007 P07	801	3	0	487
0008 P08	684	3	0	484
0009 P09	730	6	0	409
0010 P10	19	0	0	18
0011 P11	85	0	0	68
0012 P12	1121	9	0	932
0013 P13	738	4	0	613
0014 P14	93	0	0	61
0015 P15	110	3	0	100
0016 P16	440	3	0	433
0017 P17	1154	14	0	880
0018 P18	457	7	0	280
0019 P19	789	8	0	603
0020 P20	616	4	0	470
0021 P21	388	2	0	354
0022 P22	659	13	0	374
0023 P23	254	1	0	149
0024 P24	283	3	0	183
0025 P25	187	1	0	127
0026 P26	311	3	0	200
0027 P27	71	2	0	47
0028 P28	75	1	0	49



Commissioner, Position 2 DOUGLAS
 Vote For 1

VOTES PERCENT

VOTES PERCENT

01 = Monte Roy Muirhead
 02 = Mark Vincent
 03 = Dale R Rogers
 04 = Glen Nielsen
 05 = Monte K Smith

1,017 4.55
 1,482 6.64
 1,395 6.25
 559 2.50
 4,181 18.72

06 = Mick Fummerton
 07 = Tim Freeman
 08 = WRITE-IN
 09 = OVER VOTES
 10 = UNDER VOTES

1,909 8.55
 11,726 52.51
 63 .28
 114
 1,404

	01	02	03	04	05	06	07	08	09	10
0001 P01	13	13	41	8	23	27	157	0	2	45
0002 P02	12	4	7	9	22	16	73	0	0	4
0003 P03	29	68	109	34	59	43	422	5	11	174
0004 P04	85	133	89	41	152	89	787	4	7	119
0005 P05	65	122	72	29	278	218	811	4	2	86
0006 P06	65	73	64	37	397	132	897	6	8	72
0007 P07	40	86	34	23	334	93	614	0	7	60
0008 P08	49	75	57	36	187	112	593	5	5	52
0009 P09	44	59	32	23	332	110	489	2	4	50
0010 P10	1	2	3	2	3	1	24	0	0	1
0011 P11	4	10	19	4	6	8	79	2	0	21
0012 P12	57	91	54	26	636	155	934	8	6	95
0013 P13	39	73	51	43	343	133	614	2	5	52
0014 P14	12	18	9	6	10	4	87	0	0	8
0015 P15	26	24	3	2	25	14	109	0	3	7
0016 P16	25	79	48	14	98	73	489	1	5	44
0017 P17	121	130	101	55	272	125	1002	8	25	209
0018 P18	41	45	42	14	160	65	346	0	3	28
0019 P19	64	102	188	28	135	73	749	6	7	48
0020 P20	56	39	49	21	203	152	528	0	5	37
0021 P21	34	36	70	17	54	38	448	3	1	43
0022 P22	56	101	54	24	250	119	393	3	0	46
0023 P23	21	20	18	12	57	27	232	0	0	17
0024 P24	19	25	47	15	60	39	236	0	1	27
0025 P25	12	23	22	11	29	10	177	3	3	25
0026 P26	17	25	76	20	47	27	282	1	3	16
0027 P27	4	3	16	3	1	0	83	0	0	10
0028 P28	6	3	20	2	8	6	71	0	1	8



Assessor DOUGLAS

VOTES PERCENT

VOTES PERCENT

Vote For 1

01 = Harry McDermott
 02 = Roger Hartman
 03 = Susan Acree

1,368 6.39 04 = WRITE-IN
 11,118 51.97 05 = OVER VOTES
 8,879 41.50 06 = UNDER VOTES

30 .14
 4
 2,451

	01	02	03	04	05	06
0001 P01	18	95	149	0	0	67
0002 P02	9	71	61	0	0	6
0003 P03	58	251	448	1	0	196
0004 P04	87	733	502	3	0	181
0005 P05	76	852	601	3	0	155
0006 P06	104	816	680	3	0	148
0007 P07	61	631	488	1	0	110
0008 P08	96	556	427	1	1	90
0009 P09	54	556	455	1	1	78
0010 P10	2	12	16	0	0	7
0011 P11	8	44	68	0	0	33
0012 P12	75	1120	715	2	0	150
0013 P13	58	705	476	1	0	115
0014 P14	12	65	63	0	0	14
0015 P15	12	84	76	0	0	41
0016 P16	43	485	261	1	0	86
0017 P17	125	818	778	6	0	321
0018 P18	52	350	285	0	0	57
0019 P19	108	641	512	2	0	137
0020 P20	68	578	363	0	1	80
0021 P21	45	346	249	1	1	102
0022 P22	63	454	451	1	0	77
0023 P23	25	172	172	0	0	35
0024 P24	36	224	172	1	0	36
0025 P25	23	126	121	1	0	44
0026 P26	30	251	187	1	0	45
0027 P27	9	39	54	0	0	18
0028 P28	11	43	49	0	0	22



Surveyor DOUGLAS

VOTES PERCENT

VOTES PERCENT

Vote For 1

01 = Kris DeGroot
 02 = Carl Sweeden
 03 = WRITE-IN

9,470 54.08
 7,968 45.51
 72 .41

04 = OVER VOTES
 05 = UNDER VOTES

5
 6,335

	01	02	03	04	05
0001 P01	95	112	2	0	120
0002 P02	69	50	1	0	27
0003 P03	283	293	3	0	375
0004 P04	408	755	3	0	340
0005 P05	868	466	3	0	350
0006 P06	759	539	7	0	446
0007 P07	555	372	2	0	362
0008 P08	484	400	3	1	283
0009 P09	524	273	1	0	347
0010 P10	7	22	0	0	8
0011 P11	39	55	0	0	59
0012 P12	814	674	7	0	567
0013 P13	522	453	1	0	379
0014 P14	55	69	0	0	30
0015 P15	45	136	0	0	32
0016 P16	301	311	6	1	257
0017 P17	640	846	13	2	547
0018 P18	367	206	0	0	171
0019 P19	596	416	6	0	382
0020 P20	509	327	1	1	252
0021 P21	267	246	3	0	228
0022 P22	496	282	5	0	263
0023 P23	149	149	0	0	106
0024 P24	202	157	0	0	110
0025 P25	110	112	2	0	91
0026 P26	227	159	3	0	125
0027 P27	33	52	0	0	35
0028 P28	46	36	0	0	43



				VOTES	PERCENT					VOTES	PERCENT
10-133 CITY OF REEDSPORT											
Vote For 1											
01 = Yes		525	58.33	03 = OVER VOTES				0			
02 = No		375	41.67	04 = UNDER VOTES				54			

01		02	03	04							

0003 P03		525	375	0		54					



	VOTES	PERCENT		VOTES	PERCENT
10-131 CITY OF SUTHERLIN					
Vote For 1					
01 = Yes	659	33.07	03 = OVER VOTES	1	
02 = No	1,334	66.93	04 = UNDER VOTES	54	
	01	02	03	04	
0017 P17	659	1334	1	54	



		VOTES	PERCENT			VOTES	PERCENT
10-132 CITY OF SUTHERLIN							
Vote For 1							
01 = Yes		995	51.77	03 = OVER VOTES		1	
02 = No		927	48.23	04 = UNDER VOTES		125	

	01	02	03	04			

0017 P17		995	927	1	125		



20-220 FERN RIDGE SCHOOL #28-J
Vote For 1

VOTES PERCENT

VOTES PERCENT

01 = Yes
02 = No

0
0

03 = OVER VOTES
04 = UNDER VOTES

0
0

01	02	03	04
0	0	0	0

0004 P04



10-130 DOUGLAS COUNTY RURAL FIRE #2

	VOTES		PERCENT	
Vote For 1				
01 = Yes	3,791	71.15		
02 = No	1,537	28.85		

03 = OVER VOTES
04 = UNDER VOTES

VOTES		PERCENT	
0			
960			

	01	02	03	04
0004 P04	3	1	0	0
0005 P05	29	10	0	5
0006 P06	1008	376	0	244
0008 P08	687	286	0	191
0012 P12	1091	436	0	268
0013 P13	505	199	0	129
0020 P20	468	229	0	123



OFFICIAL FINAL RESULTS
MAY 20, 2014 PRIMARY ELECTION

Douglas County Oregon
Republican Party
Precinct Committee Person

Precinct 1	Female Republican	Votes
	No Candidate Filed	

Precinct 1	Male Republican	Votes
	Stieber, William O	53

Precinct 2	Female Republican	Votes
	Snyder, Nancy B	22

Precinct 2	Male Republican	Votes
	Snyder, Roger	21

Precinct 3	Female Republican	Votes
	No Candidate Filed	

Precinct 3	Male Republican	Votes
	Cloe, Mervyn E	64

Precinct 4	Female Republican	Votes
	Mering, Carolyn K	205
	Hatton, Judy L	222

Precinct 4	Male Republican	Votes
	Baily, Doug	271

Precinct 5	Female Republican	Votes
	Suhar Brown, Lavern M	182
	Woodward, Diana L	192
	Fink, Faye A	197
	Scheufele, Christine L	193
	Peterson, Joyce A	192

Precinct 5	Male Republican	Votes
	Fink, Richard L	202
	Scheufele, William R	199
	DeGroot, Kristian O	240

Precinct 6	Female Republican	Votes
	Glass, Patricia H	256

Precinct 6	Male Republican	Votes
	Sohn, Richard (Rick) F	251
	Heard, Richard A	229

Precinct 7	Female Republican	Votes
	Kimball, Marsha Diane	234
	Pittman, Nancy J	236
	Feldkamp, Phyllis A	367

Precinct 7	Male Republican	Votes
	Dunbar, Aaron R	343

Precinct 8	Female Republican	Votes
	Morgan, Susan H	219

Precinct 8	Male Republican	Votes
	Raynor, Rich	174

Precinct 9	Female Republican	Votes
	Germond, Angie	218
	Anderson, Evelyn F	208
	Mornarich, Janice J	217
	Campbell, Diane I	195
	Karlinger, Roseann M	203

Precinct 9	Male Republican	Votes
	Satterla, Albert G	216
	Karlinger, Kenneth M	230

Precinct 10	Female Republican	Votes
	No Candidate Filed	

Precinct 10	Male Republican	Votes
	No Candidate Filed	



I certify the votes recorded on this abstract correctly summarize the tally of votes cast at the election indicated.
Patricia K. Hitt
DOUGLAS COUNTY CLERK

By: Patricia K. Hitt
Date: 6/9/14

OFFICIAL FINAL RESULTS
MAY 20, 2014 PRIMARY ELECTION

Douglas County Oregon
Republican Party
Precinct Committee Person

Precinct 11	Female Republican	Votes
	No Candidate Filed	

Precinct 11	Male Republican	Votes
	No Candidate Filed	

Precinct 12	Female Republican	Votes
	Hawksworth, Icy K	354
	Barron, Patricia A	369
	Middlekauff, Linda J	420
	Boggs, Valerie K	428
	Miles, Maria Del C	359
	Germond, Danielle B	377
	Germond, Katelynn M	343
	Germond, Cheryl L	379

Precinct 12	Male Republican	Votes
	Hawksworth, Thomas W	404
	Jaquette, Robert A	396
	Germond, David E	399
	Robertson, Doug	465
	Drawz, Richard	296

Precinct 13	Female Republican	Votes
	Jordan, Ann M	237
	Sterner, Evelyn	246
	Germond, Jaynee L	271
	Epp, Loretta R	136

Precinct 13	Male Republican	Votes
	Jordan, Kenna C	84
	Eaton, Wally	107
	Germond, Richard J	131
	Lee, Samuel W III	138
	Barnett, Todd L	115

Precinct 14	Female Republican	Votes
	No Candidate Filed	

Precinct 14	Male Republican	Votes
	No Candidate Filed	

Precinct 15	Female Republican	Votes
	Barnes, Trisha	41

Precinct 15	Male Republican	Votes
	Barnes, Ben	41

Precinct 16	Female Republican	Votes
	No Candidate Filed	

Precinct 16	Male Republican	Votes
	No Candidate Filed	

Precinct 17	Female Republican	Votes
	Van Dolah, Tracy L	354
	Blakely, Emily I	407

Precinct 17	Male Republican	Votes
	Bodeen, Leonard	386
	Blakely, Clyde J	336

Precinct 18	Female Republican	Votes
	Rice, Virginia L	128
	Hagedorn, Barbara J	132
	DeGroot, Ingrid L	136

Precinct 18	Male Republican	Votes
	Cheney, Melvin C	177
	Schultz, Justius P	109

Precinct 19	Female Republican	Votes
	Linn, Kathey L	255
	Russell, Anita M	245
	Majowicz, Roberta	216

Precinct 19	Male Republican	Votes
	Linn, Cal W	218
	Michaels, Thomas Clay	258
	Russell, Donald E	221
	Majowicz, Stanley	208



OFFICIAL FINAL RESULTS
MAY 20, 2014 PRIMARY ELECTION

Douglas County Oregon
Republican Party
Precinct Committee Person

Precinct 20	Female Republican	Votes
	Hatcher, Teresa J	230
	Dayton, Bertie	239
	Hellenthal, Linda J	240

Precinct 20	Male Republican	Votes
	Blake, Francis (Frank) B	217
	Dayton Jr, Fred A	251
	Henderlong, Howard R	221
	Ehrensing, Dwight T	201
	Hellenthal, Erik	238

Precinct 21	Female Republican	Votes
	Poore, Victoria D	143

Precinct 21	Male Republican	Votes
	Poore Jr, John T	148

Precinct 22	Female Republican	Votes
	Beals, Karissa	132
	Pickens, Marlene E	151
	Wood, Phyllis J	150
	Smith, Donice N	122

Precinct 22	Male Republican	Votes
	McNeal, Michael P	205

Precinct 23	Female Republican	Votes
	No Candidate Filed	

Precinct 23	Male Republican	Votes
	No Candidate Filed	

Precinct 24	Female Republican	Votes
	No Candidate Filed	

Precinct 24	Male Republican	Votes
	No Candidate Filed	

Precinct 25	Female Republican	Votes
	Morgan, Christine L	80

Precinct 25	Male Republican	Votes
	No Candidate Filed	

Precinct 26	Female Republican	Votes
	Brogden, Mary H	184

Precinct 26	Male Republican	Votes
	Brogden, Roy O	147
	Shirtcliff, John D	154
	Regina, William	104

Precinct 27	Female Republican	Votes
	Poore, Mary L	30

Precinct 27	Male Republican	Votes
	Poore Sr, John	34

Precinct 28	Female Republican	Votes
	No Candidate Filed	

Precinct 28	Male Republican	Votes
	No Candidate Filed	



OFFICIAL FINAL RESULTS
MAY 20, 2014 PRIMARY ELECTION

Douglas County Oregon
Democratic Party
Precinct Committee Person

Precinct 1	Female Democratic	Votes
	No Candidate Filed	

Precinct 6	Female Democratic	Votes
	No Candidate Filed	

Precinct 1	Male Democratic	Votes
	No Candidate Filed	

Precinct 6	Male Democratic	Votes
	Hunter, Jason S	196

Precinct 2	Female Democratic	Votes
	No Candidate Filed	

Precinct 7	Female Democratic	Votes
	No Candidate Filed	

Precinct 2	Male Democratic	Votes
	No Candidate Filed	

Precinct 7	Male Democratic	Votes
	Vincent, Mark E	168

Precinct 3	Female Democratic	Votes
	No Candidate Filed	

Precinct 8	Female Democratic	Votes
	Hayden, Lorna M	135
	Zegers, Phyllis	128
	Arneson, Patricia	157

Precinct 3	Male Democratic	Votes
	O'Carroll, Edward R	188

Precinct 8	Male Democratic	Votes
	Zegers, Paul V	128
	Eldridge, Jason L	133
	Arneson, Jim	154

Precinct 4	Female Democratic	Votes
	Herrera, Mary E	199
	Peebles, Barbara N	161
	Blanton, Eleanor C	161
	Cairns, Shirley A	159

Precinct 9	Female Democratic	Votes
	Fifield, Lillene H	152
	Rice, Sharon D	193
	Willis, Jessie E	158
	Claire, Kasha	153
	Jackson, Nelda S	158
	Robertson, Judith D	173

Precinct 4	Male Democratic	Votes
	Aschim, John	141
	Herrera Stephen A	175
	Blanton, Joe	165
	Zahner, Dane G	138
	Portulano, Vincent T	131

Precinct 9	Male Democratic	Votes
	Jackson, Robert L	167
	McDonald, John	160
	Flanagan, Lawrence (Larry) J	184

Precinct 5	Female Democratic	Votes
	Rusch, Chris	191
	Heyman, Doris E	175
	McLain, Dayle A	176

Precinct 10	Female Democratic	Votes
	No Candidate Filed	

Precinct 5	Male Democratic	Votes
	Jouvenat, Jock W A	202

Precinct 10	Male Democratic	Votes
	No Candidate Filed	




I certify the votes recorded on this abstract correctly summarize the tally of votes cast at the election indicated.

Patricia K. Hitt
DOUGLAS COUNTY CLERK

By: Patricia K. Hitt

Date: 6/9/14

OFFICIAL FINAL RESULTS
MAY 20, 2014 PRIMARY ELECTION



Precinct 11	Female Democratic	Votes
	Cowgill, Rosemary J	27

Precinct 11	Male Democratic	Votes
	N/A	

Precinct 12	Female Democratic	Votes
	Preciado-McAlister, Guadalupe R	161
	Byers, Sara C	209
	Stephens, Marilyn J	172
	Tryon, Bonnie M	188
	Ameredes, Faye E	181
	Rasmussen, Paulette I	168

Precinct 12	Male Democratic	Votes
	Haas, LaVerne (Vern)	174
	Byers, Dean	212
	Allen, Robert F	175
	Tryon, Thomas J	185
	Tozer, Craig H	165

Precinct 13	Female Democratic	Votes
	Crae, Jemma T	161
	Sloan, Lee	141
	Stokes-Moser, Nell	134

Precinct 13	Male Democratic	Votes
	Moser, Arthur P	171

Precinct 14	Female Democratic	Votes
	No Candidates Filed	

Precinct 14	Male Democratic	Votes
	No Candidates Filed	

Precinct 15	Female Democratic	Votes
	No Candidates Filed	

Precinct 15	Male Democratic	Votes
	No Candidates Filed	

Precinct 16	Female Democratic	Votes
	No Candidates Filed	

Precinct 16	Male Democratic	Votes
	Chasm, Richard M	129

Precinct 17	Female Democratic	Votes
	MacKay-O'Brien, Caryn	265
	Bahti, Z	138

Precinct 17	Male Democratic	Votes
	O'Brien, Robert J	279

Precinct 18	Female Democratic	Votes
	LaValley, Kareen L	104

Precinct 18	Male Democratic	Votes
	Neat, David P	103

Precinct 19	Female Democratic	Votes
	Phillips, Diana C	140
	Bjornsen, Natasha K	150

Precinct 19	Male Democratic	Votes
	No Candidates Filed	

Precinct 20	Female Democratic	Votes
	Murray, Kendra R	107

Precinct 20	Male Democratic	Votes
	No Candidates Filed	

Precinct 21	Female Democratic	Votes
	Yetter, Lee N	88
	Van Housen, Anita G	95
	Phillips, Diane E	98

Precinct 21	Male Democratic	Votes
	Yetter, Joseph F	139



OFFICIAL FINAL RESULTS
MAY 20, 2014 PRIMARY ELECTION

Douglas County Oregon
Democratic Party
Precinct Committee Person

Precinct 22	Female Democratic	Votes
	Paulsen, Lenore M	197
	Klingbeil, Marilyn D	155
	Conroy, Chris	164

Precinct 22	Male Democratic	Votes
	Atherton, Kerry B	201
	Lee, Charles F	192

Precinct 23	Female Democratic	Votes
	Faldalen, Heather M	59

Precinct 23	Male Democratic	Votes
	Faldalen, Bryan D	63

Precinct 24	Female Democratic	Votes
	No Candidate Filed	

Precinct 24	Male Democratic	Votes
	No Candidate Filed	

Precinct 25	Female Democratic	Votes
	No Candidate Filed	

Precinct 25	Male Democratic	Votes
	Antons, Klaus	36
	Hall, Larry J	39

Precinct 26	Female Democratic	Votes
	Hunter, Donna K	82


Precinct 26	Male Democratic	Votes
	Hunter, John E	77

Precinct 27	Female Democratic	Votes
	No Candidate Filed	

Precinct 27	Male Democratic	Votes
	No Candidate Filed	

Precinct 28	Female Democratic	Votes
	No Candidate Filed	

Precinct 28	Male Democratic	Votes
	No Candidate Filed	



[illegible]