

NUMBERED KEY CANVASS

RUN DATE:11/19/14 10:54 AM

Benton County, Oregon  
General Election  
November 4, 2014

REPORT-BL52 PAGE 0001

01 = REGISTERED VOTERS - TOTAL  
02 = BALLOTS CAST - TOTAL


TOTAL PERCENT  
51,528  
38,806

03 = VOTER TURNOUT - TOTAL

TOTAL PERCENT  
75.31

	01	02	03
0001 01	3631	2833	78.02
0002 02	2698	1649	61.12
0003 03	3422	2550	74.52
0004 04	2447	1432	58.52
0005 05	2739	1664	60.75
0006 06	3281	2489	75.86
0007 07	4106	3347	81.51
0008 08	4138	3320	80.23
0009 09	3418	2545	74.46
0010 10	2664	1936	72.67
0011 11	4959	3917	78.99
0012 12	474	345	72.78
0013 13	276	203	73.55
0014 14	601	448	74.54
0015 15	2521	1975	78.34
0016 16	3018	2483	82.27
0017 17	1422	1169	82.21
0018 18	1506	1205	80.01
0019 19	1152	958	83.16
0020 20	1478	1139	77.06
0021 21	384	300	78.13
0022 22	493	391	79.31
0023 23	700	508	72.57

I HEREBY CERTIFY THE TALLY OF VOTES  
RECORDED, ON THIS ABSTRACT, TO  
CORRECTLY SUMMARIZE THE VOTES CAST  
IN BENTON COUNTY FOR THIS ELECTION.

  
Benton County Clerk

CONTEST RETURNS

Benton County, Oregon  
General Election  
November 4, 2014

CERTIFIED


RUN DATE:11/19/14 02:08 PM

Governor

Vote For 1

	D R e i n c h i a s r d	C H e r n s o n (REP)	A A u r e i r s y (PRO)	J K o i h t n z h a b e r l d (LBT)	P G a r u a l d (LBT)	J L a e s v o i n n (PAC)	W R I T E I N (NON)	O V V O R T R E S	U V N O D T E R S
0001 01		891	20	13	1701	33	58	9	108
0002 02		286	19	7	1080	36	73	16	132
0003 03		653	24	26	1581	43	102	4	117
0004 04		347	19	6	888	21	40	6	105
0005 05		271	27	7	1118	30	64	11	135
0006 06		550	27	14	1658	28	76	10	126
0007 07		668	28	9	2345	39	83	15	160
0008 08		944	15	11	2119	26	57	14	134
0009 09		811	32	23	1438	52	72	12	104
0010 10		781	17	12	956	34	45	9	82
0011 11		2067	28	25	1547	36	52	10	152
0012 12		172	1	1	141	10	9	1	10
0013 13		94	3	7	91	0	1	2	5
0014 14		237	9	13	146	8	16	1	18
0015 15		912	12	7	913	34	33	11	53
0016 16		860	17	11	1437	28	57	8	65
0017 17		409	6	4	679	12	20	3	35
0018 18		723	4	8	388	13	18	3	48
0019 19		424	3	3	476	4	14	1	33
0020 20		622	10	10	431	16	18	1	31
0021 21		158	1	3	122	5	3	0	8
0022 22		157	2	2	198	7	5	1	19
0023 23		208	6	1	241	13	15	0	24
CANDIDATE TOTALS		13245	330	223	21694	528	931	148	1704
CANDIDATE PERCENT		35.70	.88	.60	58.47	1.42	2.50	.39	

I HEREBY CERTIFY THE TALLY OF VOTES  
RECORDED, ON THIS ABSTRACT, TO  
CORRECTLY SUMMARIZE THE VOTES CAST  
IN BENTON COUNTY FOR THIS ELECTION.

  
Benton County Clerk

NUMBERED KEY CANVASS

RUN DATE:11/19/14 10:57 AM

Benton County, Oregon  
General Election  
November 4, 2014

REPORT-BL52 PAGE 0001

01 = REGISTERED VOTERS - TOTAL  
02 = BALLOTS CAST - TOTAL


TOTAL PERCENT  
51,528  
38,806

03 = VOTER TURNOUT - TOTAL

TOTAL PERCENT  
75.31

	01	02	03
0001 01	3631	2833	78.02
0002 02	2698	1649	61.12
0003 03	3422	2550	74.52
0004 04	2447	1432	58.52
0005 05	2739	1664	60.75
0006 06	3281	2489	75.86
0007 07	4106	3347	81.51
0008 08	4138	3320	80.23
0009 09	3418	2545	74.46
0010 10	2664	1936	72.67
0011 11	4959	3917	78.99
0012 12	474	345	72.78
0013 13	276	203	73.55
0014 14	601	448	74.54
0015 15	2521	1975	78.34
0016 16	3018	2483	82.27
0017 17	1422	1169	82.21
0018 18	1506	1205	80.01
0019 19	1152	958	83.16
0020 20	1478	1139	77.06
0021 21	384	300	78.13
0022 22	493	391	79.31
0023 23	700	508	72.57

I HEREBY CERTIFY THE TALLY OF VOTES  
RECORDED, ON THIS ABSTRACT, TO  
CORRECTLY SUMMARIZE THE VOTES CAST  
IN BENTON COUNTY FOR THIS ELECTION.

  
Benton County Clerk

## NUMBERED KEY CANVASS

RUN DATE:11/19/14 10:57 AM

Benton County, Oregon  
General Election  
November 4, 2014

REPORT-RL52 PAGE 0002

## US Senator

Vote For 1

01 = Mike Montchalin (LBT)  
 02 = Jeff Merkley (DEM)  
 03 = Christina Jean Lugo (PAC)  
 04 = James E Leuenberger (CON)

VOTES PERCENT

952 2.57 05 = Monica Wehby (REP)  
 23,073 62.37 06 = WRITE-IN  
 983 2.66 07 = OVER VOTES  
 374 1.01 08 = UNDER VOTES

VOTES PERCENT

11,452 30.96  
 159 .43  
 12  
 1,801

	01	02	03	04	05	06	07	08
0001 01	44	1799	53	22	794	3	2	116
0002 02	70	1102	92	14	227	18	1	125
0003 03	74	1665	92	36	546	12	1	124
0004 04	56	931	60	6	283	3	0	93
0005 05	59	1171	65	6	232	9	1	121
0006 06	54	1713	90	20	467	3	1	141
0007 07	50	2450	88	16	600	14	0	129
0008 08	41	2205	60	14	873	13	1	113
0009 09	71	1534	84	29	705	5	3	114
0010 10	63	1028	40	37	646	7	1	114
0011 11	91	1745	46	45	1802	26	0	162
0012 12	15	153	7	4	151	1	0	14
0013 13	4	101	6	5	77	2	0	8
0014 14	20	180	17	10	199	0	0	22
0015 15	57	1011	30	25	767	10	0	75
0016 16	52	1488	61	19	774	10	1	78
0017 17	19	731	19	12	346	5	0	37
0018 18	22	444	16	20	641	7	0	55
0019 19	18	506	14	8	361	2	0	49
0020 20	37	503	19	14	517	6	0	43
0021 21	10	141	2	3	127	0	0	17
0022 22	10	208	9	4	136	2	0	22
0023 23	15	264	13	5	181	1	0	29

NUMBERED KEY CANVASS

RUN DATE:11/19/14 10:57 AM

Benton County, Oregon  
General Election  
November 4, 2014

REPORT-EL52 PAGE 0003

US Representative, 4th District

VOTES PERCENT

VOTES PERCENT

Vote For 1

01 = David L Chester (LBT)  
02 = Art Robinson (REP)  
03 = Peter A DeFazio (DEM)  
04 = Mike Beilstein (PAC)

524 1.65  
8,261 26.07  
21,606 68.19  
1,234 3.89

05 = WRITE-IN  
06 = OVER VOTES  
07 = UNDER VOTES

58 .18  
7  
1,258

	01	02	03	04	05	06	07
0001 01	36	728	1888	91	5	1	84
0002 02	37	255	1083	123	10	1	140
0003 03	36	542	1752	118	2	2	98
0004 04	35	286	895	97	3	0	116
0005 05	43	233	1147	116	5	0	120
0006 06	38	415	1799	119	5	0	113
0007 07	64	510	2533	125	3	0	112
0008 08	35	727	2379	71	6	1	101
0009 09	47	651	1664	99	5	2	77
0010 10	27	649	1147	48	1	0	64
0013 13	3	80	117	0	1	0	2
0014 14	6	202	208	17	0	0	15
0015 15	32	744	1108	34	5	0	52
0016 16	35	725	1580	89	4	0	50
0017 17	8	337	772	23	0	0	29
0019 19	10	364	532	17	1	0	34
0020 20	16	519	570	15	1	0	18
0021 21	7	114	158	9	0	0	12
0023 23	9	180	274	23	1	0	21

NUMBERED KEY CANVASS

RUN DATE:11/19/14 10:57 AM

Benton County, Oregon  
General Election  
November 4, 2014

REPORT-BL52 PAGE 0004

US Representative, 5th District

VOTES PERCENT

VOTES PERCENT

Vote For 1

01 = Raymond Baldwin (CON)

02 = Daniel K Souza (LBT)

03 = Kurt Schrader (DEM)

04 = Tootie Smith (REP)

85 1.57

121 2.24

2,532 46.84

2,518 46.58

05 = Marvin Sannes (IND)

06 = WRITE-IN

07 = OVER VOTES

08 = UNDER VOTES

135 2.50

15 .28

0

452

01 02 03 04 05 06 07 08

0011 11

60 79 1724 1656 93 9 0 296

0012 12

5 12 147 143 11 2 0 25

0018 18

15 20 443 600 24 3 0 100

0022 22

5 10 218 119 7 1 0 31

=====

## NUMBERED KEY CANVASS

RUN DATE:11/19/14 10:57 AM

Benton County, Oregon  
General Election  
November 4, 2014

REPORT-EL52 PAGE 0005

## Governor

## Vote For 1

01 = Dennis Richardson (REP)  
 02 = Chris Henry (PRO)  
 03 = Aaron Auer (CON)  
 04 = John Kitzhaber (DEM)  
 05 = Paul Grad (LBT)

VOTES PERCENT

13,245 35.70  
 330 .89  
 223 .60  
 21,694 58.48  
 528 1.42

06 = Jason Levin (PAC)  
 07 = WRITE-IN  
 08 = OVER VOTES  
 09 = UNDER VOTES

VOTES PERCENT

931 2.51  
 148 .40  
 3  
 1,704

	01	02	03	04	05	06	07	08	09
0001 01	891	20	13	1701	33	58	9	0	108
0002 02	286	19	7	1080	36	73	16	0	132
0003 03	653	24	26	1581	43	102	4	0	117
0004 04	347	19	6	888	21	40	6	0	105
0005 05	271	27	7	1118	30	64	11	1	135
0006 06	550	27	14	1658	28	76	10	0	126
0007 07	668	28	9	2345	39	83	15	0	160
0008 08	944	15	11	2119	26	57	14	0	134
0009 09	811	32	23	1438	52	72	12	1	104
0010 10	781	17	12	956	34	45	9	0	82
0011 11	2067	28	25	1547	36	52	10	0	152
0012 12	172	1	1	141	10	9	1	0	10
0013 13	94	3	7	91	0	1	2	0	5
0014 14	237	9	13	146	8	16	1	0	18
0015 15	912	12	7	913	34	33	11	0	53
0016 16	860	17	11	1437	28	57	8	0	65
0017 17	409	6	4	679	12	20	3	1	35
0018 18	723	4	8	388	13	18	3	0	48
0019 19	424	3	3	476	4	14	1	0	33
0020 20	622	10	10	431	16	18	1	0	31
0021 21	158	1	3	122	5	3	0	0	8
0022 22	157	2	2	198	7	5	1	0	19
0023 23	208	6	1	241	13	15	0	0	24

NUMBERED KEY CANVASS

RUN DATE:11/19/14 10:57 AM

Benton County, Oregon  
General Election  
November 4, 2014

REPORT-BL52 PAGE 0006

State Senator, 8th District  
Vote For 1

01 = Betsy L Close (REP)  
02 = Sara A Gelser (DEM)  
03 = WRITE-IN

VOTES PERCENT

10,825 35.45  
19,560 64.06  
148 .48

04 = OVER VOTES  
05 = UNDER VOTES

VOTES PERCENT

3  
1,642

	01	02	03	04	05
0001 01	911	1809	13	0	100
0002 02	323	1142	12	0	172
0003 03	688	1725	10	0	127
0004 04	334	946	9	1	142
0005 05	287	1184	14	0	179
0006 06	581	1767	10	0	131
0007 07	715	2445	20	0	167
0008 08	1022	2184	4	0	110
0009 09	866	1549	12	1	117
0010 10	814	1022	13	0	87
0011 11	2222	1544	12	1	138
0016 16	912	1480	10	0	81
0018 18	786	365	4	0	50
0021 21	148	134	3	0	15
0023 23	216	264	2	0	26



NUMBERED KEY CANVASS

RUN DATE:11/19/14 10:57 AM

Benton County, Oregon  
General Election  
November 4, 2014

REPORT-RL52 PAGE 0007

State Representative, 15th District

VOTES PERCENT

VOTES PERCENT

Vote For 1

01 = Andy Olson (REP)

02 = WRITE-IN

4,192 98.10

81 1.90

03 = OVER VOTES

04 = UNDER VOTES

0

1,357

01 02 03 04

0011 11	2954	56	0	907
0018 18	936	13	0	256
0023 23	302	12	0	194

NUMBERED KEY CANVASS

RUN DATE:11/19/14 10:57 AM

Benton County, Oregon  
General Election  
November 4, 2014

REPORT-RL52 PAGE 0008

State Representative, 16th District

Vote For 1

01 = Dan Rayfield (DEM)  
02 = Jacob D Vandever (REP)  
03 = WRITE-IN

VOTES PERCENT

16,797 72.12  
6,379 27.39  
113 .49

04 = OVR VOTES  
05 = UNDER VOTES

VOTES PERCENT

0  
3,259

	01	02	03	04	05
0001 01	1734	778	12	0	309
0002 02	1100	278	14	0	257
0003 03	1655	557	8	0	330
0004 04	908	306	5	0	213
0005 05	1127	262	7	0	268
0006 06	1690	504	12	0	283
0007 07	2394	566	15	0	372
0008 08	2135	826	5	0	354
0009 09	1530	700	11	0	304
0010 10	966	681	12	0	277
0016 16	1430	793	10	0	250
0021 21	128	128	2	0	42

NUMBERED KEY CANVASS

RUN DATE:11/19/14 10:57 AM

Benton County, Oregon  
General Election  
November 4, 2014

REPORT-RL52 PAGE 0009

State Representative, 23rd District

VOTES PERCENT

VOTES PERCENT

Vote For 1

01 = Mike Nearman (REP)

02 = Wanda Davis (DEM)

03 = Alex Polikoff (PAC)

04 = Mark Karnowski (LBT)

2,820 46.03

2,651 43.27

464 7.57

149 2.43

05 = WRITE-IN

06 = OVER VOTES

07 = UNDER VOTES

43 .70

1

500

	01	02	03	04	05	06	07
0012 12	167	105	38	10	4	0	21
0013 13	83	95	3	3	3	0	16
0014 14	231	138	30	8	1	0	40
0015 15	818	817	127	60	13	0	140
0017 17	387	531	135	18	13	1	84
0019 19	397	408	54	13	3	0	83
0020 20	588	394	51	23	5	0	78
0022 22	149	163	26	14	1	0	38

NUMBERED KEY CANVASS

RUN DATE:11/19/14 10:57 AM

Benton County, Oregon  
General Election  
November 4, 2014

REPORT-BL52 PAGE 0010

County Commissioner, Position 1

Vote For 1

01 = Jerry J Jackson Sr (REP)  
02 = Anne Schuster (DEM)  
03 = Ed Siener (LBT)

VOTES PERCENT

12,364 35.93 04 = WRITE-IN  
20,438 59.39 05 = OVER VOTES  
1,476 4.29 06 = UNDER VOTES

VOTES PERCENT

133 .39  
3  
4,392

	01	02	03	04	05	06
0001 01	853	1609	72	9	0	290
0002 02	271	981	108	13	0	276
0003 03	604	1516	122	8	0	300
0004 04	291	843	63	6	0	229
0005 05	228	1038	84	14	0	300
0006 06	526	1558	100	8	1	296
0007 07	629	2235	138	12	0	333
0008 08	934	1982	76	5	0	323
0009 09	772	1364	110	13	0	286
0010 10	798	873	61	6	0	198
0011 11	1806	1467	118	9	1	516
0012 12	157	139	17	2	0	30
0013 13	86	89	7	2	0	19
0014 14	232	152	18	0	0	46
0015 15	871	855	90	8	0	151
0016 16	832	1388	76	2	0	185
0017 17	389	635	42	4	1	98
0018 18	641	354	46	2	0	162
0019 19	408	434	26	3	0	87
0020 20	556	413	43	3	0	124
0021 21	140	114	14	2	0	30
0022 22	145	179	21	2	0	44
0023 23	195	220	24	0	0	69

## NUMBERED KEY CANVASS

RUN DATE:11/19/14 10:57 AM

Benton County, Oregon  
General Election  
November 4, 2014

REPORT-BL52 PAGE 0011

Judge of the Circuit Court, 21st Dist.

VOTES PERCENT

VOTES PERCENT

Vote For 1

01 = Matthew Donohue

02 = WRITE-IN

23,106 97.99  
473 2.0103 = OVER VOTES  
04 = UNDER VOTES1  
15,226

	01	02	03	04
0001 01	1766	24	0	1043
0002 02	899	37	0	713
0003 03	1563	33	0	954
0004 04	892	25	0	515
0005 05	943	33	0	688
0006 06	1516	39	1	933
0007 07	2047	36	0	1264
0008 08	2106	26	0	1188
0009 09	1580	35	0	930
0010 10	1236	19	0	681
0011 11	2347	38	0	1532
0012 12	208	9	0	128
0013 13	120	2	0	81
0014 14	210	4	0	234
0015 15	1072	28	0	875
0016 16	1460	26	0	997
0017 17	694	12	0	463
0018 18	678	5	0	522
0019 19	517	12	0	429
0020 20	597	14	0	528
0021 21	149	4	0	147
0022 22	210	5	0	176
0023 23	296	7	0	205

NUMBERED KEY CANVASS

RUN DATE:11/19/14 10:57 AM

Benton County, Oregon  
General Election  
November 4, 2014

REPORT-BL52 PAGE 0012

Sheriff

Vote For 1

01 = Scott Jackson

02 = WRITE-IN

VOTES PERCENT

23,896 96.81  
788 3.19

03 = OVER VOTES  
04 = UNDER VOTES

VOTES PERCENT

1  
14,121

	01	02	03	04
0001 01	1823	47	0	963
0002 02	905	62	0	682
0003 03	1543	56	0	951
0004 04	903	42	0	487
0005 05	949	59	0	656
0006 06	1556	63	1	869
0007 07	2054	67	0	1226
0008 08	2147	36	0	1137
0009 09	1661	51	0	833
0010 10	1298	37	0	601
0011 11	2465	52	0	1400
0012 12	223	12	0	110
0013 13	130	3	0	70
0014 14	219	11	0	218
0015 15	1167	57	0	751
0016 16	1521	34	0	928
0017 17	728	16	0	425
0018 18	713	13	0	479
0019 19	543	23	0	392
0020 20	659	17	0	463
0021 21	158	8	0	134
0022 22	216	9	0	166
0023 23	315	13	0	180

NUMBERED KEY CANVASS

RUN DATE:11/19/14 10:57 AM

Benton County, Oregon  
General Election  
November 4, 2014

REPORT-EL52 PAGE 0013

Mayor CITY OF ADAIR VILLAGE

Vote For 1

01 = Bill Carrier

02 = WRITE-IN

VOTES PERCENT

VOTES PERCENT

223 86.10

03 = OVER VOTES

0

36 13.90

04 = UNDER VOTES

86

01 02 03 04

223 36 0 86

0012 12

NUMBERED KEY CANVASS

RUN DATE:11/19/14 10:57 AM

Benton County, Oregon  
General Election  
November 4, 2014

REPORT-EL52 PAGE 0014

City Council CITY OF ADAIR VILLAGE

VOTES PERCENT

VOTES PERCENT

Vote For 2

01 = Dusty Andrews  
02 = Charline King  
03 = WRITE-IN

206 48.24  
190 44.50  
31 7.26

04 = OVER VOTES  
05 = UNDER VOTES

0  
263

01 02 03 04 05

0012 12

206 190 31 0 263

=====



NUMBERED KEY CANVASS

RUN DATE:11/19/14 10:57 AM

Benton County, Oregon  
General Election  
November 4, 2014

REPORT-BL52 PAGE 0015

Mayor CITY OF ALBANY

Vote For 1

01 = Jim Clausen

02 = Sharon Konopa

03 = Charley R Smith

VOTES PERCENT

1,117 33.48

1,975 59.20

203 6.09

04 = WRITE-IN

05 = OVER VOTES

06 = UNDER VOTES

VOTES PERCENT

41 1.23

1

580

01 02 03 04 05 06

1117 1975 203 41 1 580

0011 11

=====

NUMBERED KEY CANVASS

RUN DATE:11/19/14 10:57 AM

Benton County, Oregon  
General Election  
November 4, 2014

REPORT-EL52 PAGE 0016

City Council, Ward 1-A ALBANY WARD 1

Vote For 1

01 = Dick Olsen

02 = Kevin P Manske

03 = WRITE-IN

VOTES PERCENT

1,539 47.82

1,662 51.65

17 .53

04 = OVER VOTES

05 = UNDER VOTES

VOTES PERCENT

3

696

01 02 03 04 05

1539 1662 17 3 696

0011 11

=====

NUMBERED KEY CANVASS

RUN DATE:11/19/14 10:57 AM

Benton County, Oregon  
General Election  
November 4, 2014

REPORT-EL52 PAGE 0017

Mayor CITY OF CORVALLIS

Vote For 1

01 = Biff Traber  
02 = Josh W Gulliver  
03 = WRITE-IN

VOTES PERCENT

9,907 61.17  
5,878 36.29  
412 2.54

04 = OVER VOTES  
05 = UNDER VOTES

VOTES PERCENT

1  
5,631

	01	02	03	04	05
0001 01	1382	713	47	0	691
0002 02	617	443	53	0	536
0003 03	1068	707	38	0	737
0004 04	604	377	27	0	424
0005 05	632	479	45	0	508
0006 06	1139	674	33	0	643
0007 07	1552	973	74	0	748
0008 08	1792	808	49	0	671
0009 09	1121	704	46	1	673

NUMBERED KEY CANVASS

RUN DATE:11/19/14 10:57 AM

Benton County, Oregon  
General Election  
November 4, 2014

REPORT-KL52 PAGE 0018

City Council, Ward 1 CORVALLIS-WARD 1

VOTES PERCENT

VOTES PERCENT

Vote For 1

01 = Penny York

02 = WRITE-IN

1,649 95.98  
69 4.02

03 = OVER VOTES  
04 = UNDER VOTES

0  
1,115

-----  
01 02 03 04  
-----

0001 01

1649 69 0 1115  
=====

NUMBERED KEY CANVASS

Benton County, Oregon  
General Election  
November 4, 2014

RUN DATE:11/19/14 10:57 AM

REPORT-BL52 PAGE 0019

City Council, Ward 2 CORVALLIS-WARD 2

VOTES PERCENT

VOTES PERCENT

Vote For 1

01 = Roen S Hogg

02 = WRITE-IN

917 95.52

43 4.48

03 = OVER VOTES

04 = UNDER VOTES

0

689

-----  
01 02 03 04  
-----

0002 02

917 43 0 689  
=====

NUMBERED KEY CANVASS

RUN DATE:11/19/14 10:57 AM

Benton County, Oregon  
General Election  
November 4, 2014

REPORT-EL52 PAGE 0020

City Council, Ward 3 CORVALLIS-WARD 3

VOTES PERCENT

VOTES PERCENT

Vote For 1

01 = Zachariah L Baker

1,447 97.18

03 = OVER VOTES

0

02 = WRITE-IN

42 2.82

04 = UNDER VOTES

1,061

01 02 03 04

1447 42 0 1061

0003 03

=====

NUMBERED KEY CANVASS

RUN DATE:11/19/14 10:57 AM

Benton County, Oregon  
General Election  
November 4, 2014

REPORT-HL52 PAGE 0021

City Council, Ward 4 CORVALLIS-WARD 4

Vote For 1

01 = Barbara M Bull

02 = WRITE-IN

VOTES PERCENT

880 95.55  
41 4.45

03 = OVER VOTES  
04 = UNDER VOTES

VOTES PERCENT

0  
511

01 02 03 04

0004 04

880 41 0 511

NUMBERED KEY CANVASS

RUN DATE:11/19/14 10:57 AM

Benton County, Oregon  
General Election  
November 4, 2014

REPORT-BL52 PAGE 0022

City Council, Ward 5 CORVALLIS-WARD 5

VOTES PERCENT

VOTES PERCENT

Vote For 1

01 = Judson McClure  
02 = Mike Beilstein  
03 = WRITE-IN

341 29.27  
805 69.10  
19 1.63

04 = OVER VOTES  
05 = UNDER VOTES

0  
499

01 02 03 04 05

0005 05

341 805 19 0 499

=====



NUMBERED KEY CANVASS

RUN DATE:11/19/14 10:57 AM

Benton County, Oregon  
General Election  
November 4, 2014

REPORT-BL52 PAGE 0023

City Council, Ward 6 CORVALLIS-WARD 6

VOTES PERCENT

VOTES PERCENT

Vote For 1

01 = Steve Redman  
02 = Joel Hirsch  
03 = WRITE-IN

791 43.56  
1,000 55.07  
25 1.38

04 = OVER VOTES  
05 = UNDER VOTES

0  
673

01 02 03 04 05

0006 06

791 1000 25 0 673

=====

NUMBERED KEY CANVASS

Benton County, Oregon  
General Election  
November 4, 2014

RUN DATE:11/19/14 10:57 AM

REPORT-EL52 PAGE 0024

City Council, Ward 7 CORVALLIS-WARD 7

VOTES PERCENT

VOTES PERCENT

Vote For 1

01 = Bill Glassmire  
02 = Paul R Woods  
03 = WRITE-IN

1,643 60.76  
1,031 38.13  
30 1.11

04 = OVER VOTES  
05 = UNDER VOTES

0  
643

01 02 03 04 05

0007 07

1643 1031 30 0 643

NUMBERED KEY CANVASS

Benton County, Oregon  
General Election  
November 4, 2014

RUN DATE:11/19/14 10:57 AM

REPORT-EL52 PAGE 0025

City Council, Ward 8 CORVALLIS-WARD 8

VOTES PERCENT

VOTES PERCENT

Vote For 1

01 = Frank Hann  
02 = Carl Price  
03 = Tracey Yee

1,142 46.69 04 = WRITE-IN  
455 18.60 05 = OVER VOTES  
836 34.18 06 = UNDER VOTES

13 .53  
1  
873

01 02 03 04 05 06

0008 08

1142 455 836 13 1 873

=====

NUMBERED KEY CANVASS

RUN DATE:11/19/14 10:57 AM

Benton County, Oregon  
General Election  
November 4, 2014

REPORT-EL52 PAGE 0026

City Council, Ward 9 CORVALLIS-WARD 9

Vote For 1

01 = Hal Brauner

02 = WRITE-IN

VOTES PERCENT

1,509 96.61  
53 3.39

03 = OVER VOTES  
04 = UNDER VOTES

VOTES PERCENT

0  
983

01 02 03 04

0009 09

1509 53 0 983

NUMBERED KEY CANVASS

RUN DATE:11/19/14 10:57 AM

Benton County, Oregon  
General Election  
November 4, 2014

REPORT-EL52 PAGE 0027

Mayor CITY OF MONROE

VOTES PERCENT

VOTES PERCENT

Vote For 1

01 = Clifford Frank Thayer

02 = WRITE-IN

119 85.00  
21 15.00

03 = OVER VOTES  
04 = UNDER VOTES

0  
63

01 02 03 04

119 21 0 63

0013 13

NUMBERED KEY CANVASS

RUN DATE:11/19/14 10:57 AM

Benton County, Oregon  
General Election  
November 4, 2014

REPORT-BL52 PAGE 0028

City Council CITY OF MONROE

Vote For 3

01 = Paul Canter  
02 = Harry N Myers  
03 = Cary A Thayer  
04 = Ron Thexton

VOTES PERCENT

103 24.58  
115 27.45  
68 16.23  
105 25.06

05 = WRITE-IN  
06 = OVER VOTES  
07 = UNDER VOTES

VOTES PERCENT

28 6.68  
0  
190

-----  
01 02 03 04 05 06 07  
-----

103 115 68 105 28 0 190  
-----

0013 13

=====

NUMBERED KEY CANVASS

RUN DATE:11/19/14 10:57 AM

Benton County, Oregon  
General Election  
November 4, 2014

REPORT-EL52 PAGE 0029

Mayor CITY OF PHILOMATH

Vote For 1  
01 = Rocky A Sloan  
02 = WRITE-IN

VOTES PERCENT

VOTES PERCENT

1,326 95.53 03 = OVER VOTES  
62 4.47 04 = UNDER VOTES

0  
548

01 02 03 04

1326 62 0 548

0010 10

=====

NUMBERED KEY CANVASS

RUN DATE:11/19/14 10:57 AM

Benton County, Oregon  
General Election  
November 4, 2014

REPORT-EL52 PAGE 0030

City Council CITY OF PHILOMATH

Vote For 6

01 = Eric C Niemann

02 = Sean A Manning

03 = Tamera L Hull

04 = Angie Baca

05 = Jason C Leonard

VOTES PERCENT

1,093 15.92

1,134 16.52

1,145 16.68

1,153 16.80

1,097 15.98

06 = Doug Edmonds

07 = WRITE-IN

08 = OVER VOTES

09 = UNDER VOTES

VOTES PERCENT

1,140 16.61

102 1.49

0

4,752

01 02 03 04 05 06 07 08 09

0010 10

1093 1134 1145 1153 1097 1140 102 0 4752



NUMBERED KEY CANVASS

RUN DATE:11/19/14 10:57 AM

Benton County, Oregon  
General Election  
November 4, 2014

REPORT-BL52 PAGE 0031

Director, Zone 1 BENTON COUNTY SOIL & WATER

VOTES PERCENT

VOTES PERCENT

Vote For 1

01 = Pat Malone

02 = WRITE-IN

21,361 98.38  
352 1.62

03 = OVER VOTES  
04 = UNDER VOTES

1  
17,092

	01	02	03	04
0001 01	1549	23	0	1261
0002 02	826	26	0	797
0003 03	1347	25	0	1178
0004 04	828	14	0	590
0005 05	878	26	0	760
0006 06	1381	26	1	1081
0007 07	1816	33	0	1498
0008 08	1867	14	0	1439
0009 09	1449	20	0	1076
0010 10	1172	10	0	754
0011 11	2115	25	0	1777
0012 12	200	3	0	142
0013 13	116	2	0	85
0014 14	198	6	0	244
0015 15	1139	34	0	802
0016 16	1428	19	0	1036
0017 17	650	12	0	507
0018 18	652	6	0	547
0019 19	505	7	0	446
0020 20	600	13	0	526
0021 21	152	3	0	145
0022 22	199	1	0	191
0023 23	294	4	0	210

NUMBERED KEY CANVASS

RUN DATE:11/19/14 10:57 AM

Benton County, Oregon  
General Election  
November 4, 2014

REPORT-EL52 PAGE 0032

Director, Zone 4 BENTON COUNTY SOIL & WATER

Vote For 1

01 = Graham Trask

02 = WRITE-IN

VOTES PERCENT

20,543 98.35  
344 1.65

03 = OVER VOTES  
04 = UNDER VOTES

VOTES PERCENT

2  
17,917

	01	02	03	04
0001 01	1477	25	0	1331
0002 02	806	22	0	821
0003 03	1314	25	0	1211
0004 04	807	14	0	611
0005 05	847	28	0	789
0006 06	1319	27	1	1142
0007 07	1733	30	0	1584
0008 08	1794	14	0	1512
0009 09	1393	22	0	1130
0010 10	1139	12	0	785
0011 11	2051	24	0	1842
0012 12	198	5	0	142
0013 13	115	1	0	87
0014 14	229	7	0	212
0015 15	1006	29	0	940
0016 16	1369	19	0	1095
0017 17	627	9	1	532
0018 18	634	6	0	565
0019 19	478	6	0	474
0020 20	583	11	0	545
0021 21	143	1	0	156
0022 22	192	4	0	195
0023 23	289	3	0	216

NUMBERED KEY CANVASS

RUN DATE:11/19/14 10:57 AM

Benton County, Oregon  
General Election  
November 4, 2014

REPORT-HL52 PAGE 0033

Director, Zone 5 BENTON COUNTY SOIL & WATER

Vote For 1

01 = Heidi Suzanne Goracke

02 = WRITE-IN

VOTES PERCENT

20,749 98.44  
328 1.56

03 = OVER VOTES  
04 = UNDER VOTES

VOTES PERCENT

1  
17,728

	01	02	03	04
0001 01	1489	23	0	1321
0002 02	810	24	0	815
0003 03	1307	25	0	1218
0004 04	815	15	0	602
0005 05	852	25	0	787
0006 06	1332	22	1	1134
0007 07	1721	27	0	1599
0008 08	1807	12	0	1501
0009 09	1404	16	0	1125
0010 10	1155	12	0	769
0011 11	2038	26	0	1853
0012 12	197	5	0	143
0013 13	125	2	0	76
0014 14	205	4	0	239
0015 15	1045	23	0	907
0016 16	1347	19	0	1117
0017 17	633	9	0	527
0018 18	633	10	0	562
0019 19	513	9	0	436
0020 20	693	12	0	434
0021 21	145	2	0	153
0022 22	186	3	0	202
0023 23	297	3	0	208

NUMBERED KEY CANVASS

RUN DATE:11/19/14 10:57 AM

Benton County, Oregon  
General Election  
November 4, 2014

REPORT-RL52 PAGE 0034

State Measure 86

Vote For 1

01 = Yes

02 = No

VOTES PERCENT

18,617 51.20  
17,743 48.80

03 = OVER VOTES  
04 = UNDER VOTES

VOTES PERCENT

2  
2,444

	01	02	03	04
0001 01	1388	1255	0	190
0002 02	1074	410	0	165
0003 03	1383	981	0	186
0004 04	970	355	0	107
0005 05	1091	416	0	157
0006 06	1449	854	1	185
0007 07	2037	1091	0	219
0008 08	1595	1513	0	212
0009 09	1195	1166	0	184
0010 10	799	1037	0	100
0011 11	1280	2428	0	209
0012 12	134	193	0	18
0013 13	60	126	0	17
0014 14	149	270	0	29
0015 15	723	1164	0	88
0016 16	1177	1190	0	116
0017 17	580	542	1	46
0018 18	337	809	0	59
0019 19	391	518	0	49
0020 20	344	751	0	44
0021 21	106	178	0	16
0022 22	143	231	0	17
0023 23	212	265	0	31

=====

NUMBERED KEY CANVASS

RUN DATE:11/19/14 10:57 AM

Benton County, Oregon  
General Election  
November 4, 2014

REPORT-BL52 PAGE 0035

State Measure 87

Vote For 1

01 = Yes

02 = No

VOTES PERCENT

22,152 61.59  
13,813 38.41

03 = OVER VOTES  
04 = UNDER VOTES

VOTES PERCENT

9  
2,832

	01	02	03	04
0001 01	1701	925	0	207
0002 02	964	499	2	184
0003 03	1547	811	0	192
0004 04	928	394	1	109
0005 05	1001	476	0	187
0006 06	1523	769	2	195
0007 07	2184	904	2	257
0008 08	1999	1074	1	246
0009 09	1399	945	0	201
0010 10	1033	769	0	134
0011 11	2081	1609	0	227
0012 12	204	126	0	15
0013 13	72	121	0	10
0014 14	182	226	0	40
0015 15	962	896	0	117
0016 16	1467	863	0	153
0017 17	689	405	1	74
0018 18	607	512	0	86
0019 19	510	389	0	59
0020 20	489	586	0	64
0021 21	166	113	0	21
0022 22	207	165	0	19
0023 23	237	236	0	35

=====

NUMBERED KEY CANVASS

RUN DATE:11/19/14 10:57 AM

Benton County, Oregon  
General Election  
November 4, 2014

REPORT-RL52 PAGE 0036

State Measure 88

Vote For 1

01 = Yes

02 = No

VOTES PERCENT

17,017 45.31  
20,543 54.69

03 = OVER VOTES  
04 = UNDER VOTES

VOTES PERCENT

4  
1,242

	01	02	03	04
0001 01	1391	1357	0	85
0002 02	942	624	0	83
0003 03	1285	1173	1	91
0004 04	834	543	0	55
0005 05	944	628	0	92
0006 06	1337	1049	1	102
0007 07	1977	1238	0	132
0008 08	1610	1588	0	122
0009 09	999	1439	0	107
0010 10	663	1221	0	52
0011 11	983	2832	0	102
0012 12	95	247	0	3
0013 13	43	155	0	5
0014 14	102	336	0	10
0015 15	694	1245	0	36
0016 16	1163	1271	0	49
0017 17	542	593	1	33
0018 18	251	932	0	22
0019 19	403	534	1	20
0020 20	331	793	0	15
0021 21	99	198	0	3
0022 22	141	242	0	8
0023 23	188	305	0	15

NUMBERED KEY CANVASS

RUN DATE:11/19/14 10:57 AM

Benton County, Oregon  
General Election  
November 4, 2014

REPORT-EL52 PAGE 0037

State Measure 89

Vote For 1

01 = Yes

02 = No

VOTES PERCENT

25,670 70.00  
11,003 30.00

03 = OVER VOTES  
04 = UNDER VOTES

VOTES PERCENT

4  
2,129

	01	02	03	04
0001 01	1973	693	1	166
0002 02	1333	230	0	86
0003 03	1880	513	0	157
0004 04	1155	206	1	70
0005 05	1312	254	0	98
0006 06	1855	504	0	130
0007 07	2554	619	0	174
0008 08	2285	840	0	195
0009 09	1679	708	0	158
0010 10	1201	612	0	123
0011 11	2078	1610	0	229
0012 12	185	148	0	12
0013 13	86	102	0	15
0014 14	215	209	0	24
0015 15	1130	759	0	86
0016 16	1619	743	1	120
0017 17	739	373	1	56
0018 18	564	568	0	73
0019 19	549	366	0	43
0020 20	579	501	0	59
0021 21	158	131	0	11
0022 22	234	137	0	20
0023 23	307	177	0	24

NUMBERED KEY CANVASS

RUN DATE:11/19/14 10:57 AM

Benton County, Oregon  
General Election  
November 4, 2014

REPORT-BL52 PAGE 0038

State Measure 90

Vote For 1

01 = Yes

02 = No

VOTES PERCENT

11,809 32.31

24,735 67.69

03 = OVER VOTES

04 = UNDER VOTES

VOTES PERCENT

16

2,246

	01	02	03	04
0001 01	883	1789	0	161
0002 02	623	886	3	137
0003 03	807	1559	4	180
0004 04	491	839	0	102
0005 05	570	963	0	131
0006 06	754	1560	4	171
0007 07	1049	2110	0	188
0008 08	984	2125	0	211
0009 09	728	1638	1	178
0010 10	618	1213	1	104
0011 11	1140	2577	1	199
0012 12	92	241	0	12
0013 13	63	132	0	8
0014 14	132	295	0	21
0015 15	553	1341	1	80
0016 16	793	1595	0	95
0017 17	312	795	0	62
0018 18	332	820	0	53
0019 19	226	677	1	54
0020 20	290	808	0	41
0021 21	103	189	0	8
0022 22	114	257	0	20
0023 23	152	326	0	30



NUMBERED KEY CANVASS

RUN DATE:11/19/14 10:57 AM

Benton County, Oregon  
General Election  
November 4, 2014

REPORT-BL52 PAGE 0039

State Measure 91

Vote For 1

01 = Yes

02 = No

VOTES PERCENT

23,092 60.49  
15,086 39.51

03 = OVER VOTES  
04 = UNDER VOTES

VOTES PERCENT

2  
626

	01	02	03	04
0001 01	1656	1130	1	46
0002 02	1311	308	0	30
0003 03	1786	723	0	41
0004 04	993	404	0	35
0005 05	1331	304	0	29
0006 06	1619	818	1	51
0007 07	2252	1014	0	81
0008 08	1803	1456	0	61
0009 09	1509	992	0	44
0010 10	1104	801	0	31
0011 11	1777	2109	0	31
0012 12	185	157	0	3
0013 13	109	92	0	2
0014 14	243	195	0	10
0015 15	1116	837	0	22
0016 16	1454	995	0	34
0017 17	668	481	0	20
0018 18	464	729	0	12
0019 19	506	440	0	12
0020 20	537	589	0	13
0021 21	156	140	0	4
0022 22	218	167	0	6
0023 23	295	205	0	8

NUMBERED KEY CANVASS

RUN DATE:11/19/14 10:57 AM

Benton County, Oregon  
General Election  
November 4, 2014

REPORT-EL52 PAGE 0040

State Measure 92

Vote For 1

01 = Yes

02 = No

VOTES PERCENT

19,729 52.16

18,096 47.84

03 = OVER VOTES

04 = UNDER VOTES

VOTES PERCENT

3

978

	01	02	03	04
0001 01	1460	1282	1	90
0002 02	1052	530	1	66
0003 03	1455	1017	0	78
0004 04	827	562	0	43
0005 05	1014	589	0	61
0006 06	1394	1012	0	83
0007 07	1980	1252	0	115
0008 08	1684	1550	0	86
0009 09	1331	1126	0	88
0010 10	833	1066	0	37
0011 11	1538	2301	0	78
0012 12	134	208	0	3
0013 13	75	124	0	4
0014 14	177	261	0	10
0015 15	975	973	1	26
0016 16	1270	1178	0	35
0017 17	637	510	0	22
0018 18	464	726	0	15
0019 19	421	522	0	15
0020 20	465	664	0	10
0021 21	128	170	0	2
0022 22	175	212	0	4
0023 23	240	261	0	7

NUMBERED KEY CANVASS

RUN DATE:11/19/14 10:57 AM

Benton County, Oregon  
General Election  
November 4, 2014

RRPORT-BL52 PAGE 0041

2-88 City of Corvallis

Vote For 1

01 = Yes

02 = No

VOTES PERCENT

7,772 39.05  
12,130 60.95

03 = OVER VOTES  
04 = UNDER VOTES

VOTES PERCENT

3  
1,924

	01	02	03	04
0001 01	1023	1517	0	293
0002 02	527	999	0	123
0003 03	759	1536	0	255
0004 04	534	781	0	117
0005 05	490	1059	0	115
0006 06	837	1416	1	235
0007 07	1399	1703	1	244
0008 08	1366	1661	1	292
0009 09	837	1458	0	250

NUMBERED KEY CANVASS

RUN DATE:11/19/14 10:57 AM

Benton County, Oregon  
General Election  
November 4, 2014

REPORT-BL52 PAGE 0042

22-130 Linn Benton Community College

Vote For 1

01 = Yes

02 = No

VOTES PERCENT

22,933 64.82  
12,448 35.18

03 = OVER VOTES  
04 = UNDER VOTES

VOTES PERCENT

2  
2,780

	01	02	03	04
0001 01	1780	842	0	211
0002 02	1067	358	1	223
0003 03	1651	700	0	199
0004 04	971	288	0	173
0005 05	1104	361	0	199
0006 06	1608	673	1	207
0007 07	2327	777	0	243
0008 08	1988	1100	0	232
0009 09	1510	821	0	214
0010 10	1056	758	0	122
0011 11	2096	1645	0	176
0012 12	201	129	0	15
0014 14	159	255	0	34
0015 15	989	879	0	107
0016 16	1572	789	0	122
0017 17	719	375	0	75
0018 18	583	583	0	39
0019 19	559	330	0	69
0020 20	308	340	0	51
0021 21	168	116	0	16
0022 22	230	139	0	22
0023 23	287	190	0	31

# BALLOT COUNT REPORT



This information must be submitted for **each** election.



**DUE** | At the time of certification please submit a record of the following items to the Elections Division.

BENTON

COUNTY

NOVEMBER 4, 2014

ELECTION DATE

1 Number of ballot envelopes received

39,163

2 Number of ballot envelopes accepted

38,808

3 Number of ballot envelopes not accepted

355

Note: This includes late returns through November 18, 2014

4 Number of ballot envelopes rejected

43

5 Number of tallied ballots

38,806

Signed

County Elections Official

November 19, 2014

Date