

NUMBERED KEY CANVASS

RUN DATE:11/23/16 12:51 PM

Umatilla County, Oregon

General Election

November 8, 2016

OFFICIAL FINAL RESULTS

REPORT-EL52

PAGE 0001

	TOTAL	PERCENT		TOTAL	PERCENT
01 = REGISTERED VOTERS - TOTAL	38,875		03 = VOTER TURNOUT - TOTAL	72.21	
02 = BALLOTS CAST - TOTAL	28,072				
	01	02	03		
0101 101	644	465	72.20		
0102 102	1918	1161	60.53		
0103 103	1460	1107	75.82		
0104 104	1761	1347	76.49		
0105 105	1592	1074	67.46		
0106 106C	987	706	71.53		
0107 106R	364	301	82.69		
0108 107C	364	265	72.80		
0109 107R	233	211	90.56		
0110 108C	106	83	78.30		
0111 108R	165	138	83.64		
0112 109C	207	158	76.33		
0113 109R	61	48	78.69		
0114 110	980	851	86.84		
0115 111	1899	1331	70.09		
0116 112	126	99	78.57		
0117 113	850	619	72.82		
0118 114	426	356	83.57		
0119 115	318	233	73.27		
0120 116	187	144	77.01		
0121 117C	118	88	74.58		
0122 117R	32	23	71.88		
0123 119	173	134	77.46		
0124 120	1240	984	79.35		
0125 121	560	432	77.14		
0126 123	764	589	77.09		
0127 124C	754	598	79.31		
0128 124R	182	159	87.36		
0129 125C	403	292	72.46		
0130 125R	330	246	74.55		
0131 126	1596	1024	64.16		
0132 127	668	509	76.20		
0133 128	2207	1448	65.61		
0134 129	1435	917	63.90		
0135 130	1961	1400	71.39		
0136 131	728	438	60.16		
0137 132	1056	765	72.44		
0138 133	946	608	64.27		
0139 136	1255	809	64.46		
0140 137	1633	1070	65.52		
0141 138	1393	1034	74.23		
0142 139	1156	1007	87.11		
0143 141	1486	1171	78.80		
0144 142	823	656	79.71		
0145 143	1328	974	73.34		

I certify that the votes recorded on this abstract correctly summarize the tally of votes cast in the General Election held on the 8th day of November 2016.

Kim A. Lindell 11/23/2016
 Kim Lindell, Umatilla County Elections Manager

NUMBERED KEY CANVASS

RUN DATE:11/23/16 12:51 PM

Umatilla County, Oregon
General Election
November 8, 2016

OFFICIAL FINAL RESULTS

REPORT-EL52 PAGE 0002

		VOTES		PERCENT				VOTES		PERCENT	
US President and Vice President											
Vote for 1											
01 = Donald J Trump/Mike Pence (REP)		17,059		61.81							
02 = Hillary Clinton/Tim Kaine (DEM)		7,673		27.80		05 = WRITE-IN		919		3.33	
03 = Jill Stein/Ajamu Baraka (PCG)		489		1.77		06 = OVER VOTES		16			
04 = Gary Johnson/Bill Weld (LBT)		1,457		5.28		07 = UNDER VOTES		459			
		01	02	03	04	05	06	07			
0101	101	336	73	7	27	13	0	9			
0102	102	640	386	21	58	42	0	14			
0103	103	769	215	13	50	42	0	18			
0104	104	983	256	14	49	38	0	7			
0105	105	678	286	13	46	35	0	16			
0106	106C	440	177	15	43	24	0	7			
0107	106R	212	53	1	21	7	0	7			
0108	107C	159	77	1	18	5	0	5			
0109	107R	160	32	0	11	7	0	1			
0110	108C	53	12	5	8	5	0	0			
0111	108R	97	23	1	7	6	0	4			
0112	109C	108	29	2	6	11	1	1			
0113	109R	41	3	0	2	2	0	0			
0114	110	584	190	7	30	21	1	18			
0115	111	695	476	37	54	43	1	25			
0116	112	77	18	1	0	1	1	1			
0117	113	452	97	10	36	12	0	12			
0118	114	278	53	5	8	6	0	6			
0119	115	175	38	1	5	6	1	7			
0120	116	88	39	3	7	6	0	1			
0121	117C	62	20	1	4	0	0	1			
0122	117R	17	6	0	0	0	0	0			
0123	119	88	36	3	5	1	0	1			
0124	120	698	187	12	47	23	0	17			
0125	121	298	83	6	24	12	1	8			
0126	123	400	130	8	29	14	0	8			
0127	124C	401	137	4	26	16	0	14			
0128	124R	127	21	3	5	2	0	1			
0129	125C	192	73	3	19	3	0	2			
0130	125R	182	38	5	8	6	0	7			
0131	126	524	369	16	67	34	0	14			
0132	127	278	142	18	38	21	0	12			
0133	128	793	474	25	84	51	0	21			
0134	129	515	264	23	57	45	1	12			
0135	130	822	376	22	90	71	1	18			
0136	131	244	133	9	21	18	3	10			
0137	132	401	263	14	47	26	0	14			
0138	133	304	209	21	44	17	0	13			
0139	136	463	220	29	52	35	0	10			
0140	137	578	348	32	53	34	1	24			
0141	138	552	347	20	57	40	0	18			
0142	139	481	406	15	52	29	0	24			
0143	141	673	363	17	53	39	1	25			
0144	142	393	193	7	31	19	1	12			
0145	143	548	302	19	58	31	2	14			

I certify that the votes recorded on this abstract correctly summarize the tally of votes cast in the General Election held on the 8th day of November 2016.

 11/23/2016
Kim Lindell, Umatilla County Elections Manager

RUN DATE:11/23/16 12:51 PM

REPORT-EL52 PAGE 0003

US Senator

Vote for 1

01 = Steven C Reynolds (IND)
 02 = Ron Wyden (DEM)
 03 = Mark Callahan (REP)
 04 = Eric Navickas (PCG)
 05 = Jim Lindsay (LBT)

VOTES PERCENT

VOTES PERCENT

1,085 4.03
 11,279 41.92
 12,899 47.94
 332 1.23
 403 1.50

06 = Shanti S Lewallen (WFP) 878 3.26
 07 = WRITE-IN 29 .11
 08 = OVER VOTES 9
 09 = UNDER VOTES 1,158

	01	02	03	04	05	06	07	08	09
0101 101	28	137	251	2	14	10	1	1	21
0102 102	69	484	468	14	20	50	4	0	52
0103 103	32	393	597	8	12	20	1	1	43
0104 104	58	436	738	12	12	37	0	1	53
0105 105	44	389	524	11	30	29	1	0	46
0106 106C	33	261	327	8	8	36	1	0	32
0107 106R	23	97	164	0	3	7	0	0	7
0108 107C	14	107	119	2	7	8	0	0	8
0109 107R	2	61	136	1	5	0	1	0	5
0110 108C	3	29	42	3	1	1	0	0	4
0111 108R	5	57	67	3	2	0	1	0	3
0112 109C	6	48	89	1	1	6	0	1	6
0113 109R	1	6	41	0	0	0	0	0	0
0114 110	14	359	435	4	6	10	0	0	23
0115 111	40	679	486	26	14	39	0	0	47
0116 112	2	28	67	0	0	2	0	0	0
0117 113	30	206	324	2	10	19	3	0	25
0118 114	1	128	212	3	2	3	0	0	7
0119 115	6	90	120	1	0	5	0	0	11
0120 116	6	56	69	3	2	5	0	0	3
0121 117C	4	30	51	0	1	0	0	0	2
0122 117R	0	9	14	0	0	0	0	0	0
0123 119	4	43	76	1	0	5	0	0	5
0124 120	48	274	573	11	12	27	0	0	39
0125 121	21	136	240	2	9	14	0	0	10
0126 123	14	192	326	9	8	17	0	1	22
0127 124C	23	218	311	5	6	14	1	0	20
0128 124R	2	51	99	0	1	3	0	0	3
0129 125C	14	110	144	4	3	8	0	0	9
0130 125R	14	60	151	1	4	9	0	0	7
0131 126	44	470	392	8	9	51	0	0	50
0132 127	20	219	208	9	6	21	0	0	26
0133 128	55	583	626	27	18	56	4	0	79
0134 129	35	343	401	13	19	50	0	0	56
0135 130	52	571	628	17	24	44	2	0	62
0136 131	27	155	198	9	4	22	1	0	22
0137 132	26	304	350	12	7	32	0	0	34
0138 133	34	241	241	18	12	31	1	0	30
0139 136	42	345	315	19	18	31	1	1	37
0140 137	55	520	372	20	21	35	1	1	45
0141 138	24	510	381	10	22	35	3	0	49
0142 139	24	546	367	7	9	18	1	0	35
0143 141	31	546	484	16	21	23	0	1	49
0144 142	19	317	271	3	8	7	0	0	31
0145 143	36	435	404	7	12	38	1	1	40

I certify that the votes recorded on this abstract correctly summarize the tally of votes cast in the General Election held on the 8th day of November 2016.

Kim A. Lindell 11/23/2016
 Kim Lindell, Umatilla County Elections Manager

NUMBERED KEY CANVASS

RUN DATE:11/23/16 12:51 PM

Umatilla County, Oregon

General Election

November 8, 2016

OFFICIAL FINAL RESULTS

REPORT-EL52 PAGE 0004

US Representative, 2nd District

VOTES PERCENT

VOTES PERCENT

Vote for 1

01 = Greg Walden (REP)

20,746 77.62

02 = James (Jim) Crary (DEM)

5,907 22.10

03 = WRITE-IN

73 .27

04 = OVER VOTES

1

05 = UNDER VOTES

1,345

	01	02	03	04	05
0101 101	373	67	2	0	23
0102 102	742	346	4	0	69
0103 103	923	140	2	0	42
0104 104	1071	221	7	0	48
0105 105	767	251	4	0	52
0106 106C	510	159	1	0	36
0107 106R	251	39	0	0	11
0108 107C	189	65	0	0	11
0109 107R	180	25	1	0	5
0110 108C	71	11	0	0	1
0111 108R	127	6	0	0	5
0112 109C	129	24	0	0	5
0113 109R	46	2	0	0	0
0114 110	702	128	0	0	21
0115 111	902	359	1	0	69
0116 112	88	10	0	0	1
0117 113	498	94	4	0	23
0118 114	309	37	0	0	10
0119 115	202	22	0	0	9
0120 116	108	30	1	0	5
0121 117C	66	17	0	0	5
0122 117R	16	6	1	0	0
0123 119	102	27	1	0	4
0124 120	796	148	1	0	39
0125 121	339	67	1	0	25
0126 123	444	112	2	0	31
0127 124C	489	87	1	0	21
0128 124R	144	13	0	0	2
0129 125C	226	53	1	0	12
0130 125R	200	33	1	0	12
0131 126	668	294	1	0	61
0132 127	377	104	1	0	27
0133 128	995	369	0	0	84
0134 129	629	214	8	0	66
0135 130	1026	304	3	0	67
0136 131	293	118	0	0	27
0137 132	523	204	0	0	38
0138 133	393	173	7	0	35
0139 136	589	169	4	0	47
0140 137	722	281	4	0	63
0141 138	744	230	4	0	56
0142 139	687	280	1	0	39
0143 141	867	249	1	1	53
0144 142	512	106	2	0	36
0145 143	711	213	1	0	49

I certify that the votes recorded on this abstract correctly summarize the tally of votes cast in the General Election held on the 8th day of November 2016.

Kim A. Lindell 11/23/2016
 Kim Lindell, Umatilla County Elections Manager

NUMBERED KEY CANVASS

RUN DATE:11/23/16 12:51 PM

Umatilla County, Oregon

General Election

November 8, 2016

OFFICIAL FINAL RESULTS

REPORT-EL52

PAGE 0005

Governor

Vote for 1

01 = James Foster (LBT)

02 = Kate Brown (DEM)

03 = Cliff Thomason (IND)

04 = Aaron Donald Auer (CON)

VOTES PERCENT

VOTES PERCENT

05 = Bud Pierce (REP)

06 = WRITE-IN

07 = OVER VOTES

08 = UNDER VOTES

	01	02	03	04	05	06	07	08
0101 101	24	102	18	11	293	1	0	16
0102 102	29	421	54	34	555	3	0	65
0103 103	14	245	28	20	761	0	0	39
0104 104	35	282	52	25	904	2	1	46
0105 105	34	305	41	23	624	3	0	44
0106 106C	19	212	36	18	382	1	1	37
0107 106R	6	60	8	7	211	0	0	9
0108 107C	16	86	6	4	142	0	0	11
0109 107R	6	34	5	0	161	0	0	5
0110 108C	7	17	2	3	52	0	0	2
0111 108R	3	24	1	0	106	1	0	3
0112 109C	1	38	4	1	107	0	1	6
0113 109R	0	4	0	0	43	0	0	1
0114 110	8	197	8	1	615	0	0	22
0115 111	37	518	36	13	667	0	2	58
0116 112	2	15	2	3	75	0	0	2
0117 113	21	120	16	6	435	0	0	21
0118 114	3	61	6	1	275	0	0	10
0119 115	1	50	4	4	163	0	0	11
0120 116	1	47	3	3	88	0	0	2
0121 117C	2	18	7	3	53	1	0	4
0122 117R	0	7	1	0	15	0	0	0
0123 119	3	38	1	2	87	0	0	3
0124 120	16	222	28	11	665	0	0	42
0125 121	15	100	13	13	274	0	0	17
0126 123	16	147	9	8	380	1	0	28
0127 124C	13	155	12	6	383	2	1	26
0128 124R	0	23	2	1	129	0	0	4
0129 125C	5	88	6	9	171	0	0	13
0130 125R	6	43	9	10	168	0	0	10
0131 126	22	415	47	12	478	2	2	46
0132 127	12	162	20	10	277	0	0	28
0133 128	31	478	55	25	764	4	2	89
0134 129	25	301	36	25	473	2	1	54
0135 130	43	438	42	15	800	1	0	61
0136 131	10	158	20	6	218	1	0	25
0137 132	18	281	20	13	398	0	0	35
0138 133	22	233	23	18	277	1	1	33
0139 136	19	279	31	15	423	0	0	42
0140 137	34	401	34	22	530	3	0	46
0141 138	27	376	17	19	548	5	1	41
0142 139	18	413	12	13	514	1	0	36
0143 141	21	389	25	8	676	2	1	49
0144 142	14	207	10	3	388	0	0	34
0145 143	24	331	39	15	521	3	0	41

I certify that the votes recorded on this abstract correctly summarize the tally of votes cast in the General Election held on the 8th day of November 2016.

Kim Lindell 11/22/16
Kim Lindell, Umatilla County Elections Manager

RUN DATE:11/23/16 12:51 PM

General Election

November 8, 2016

REPORT-EL52

PAGE 0006

Secretary of State

VOTES PERCENT

VOTES PERCENT

Vote for 1

01 = Sharon L Durbin (LBT)
 02 = Dennis Richardson (REP)
 03 = Paul Damian Wells (IND)
 04 = Brad Avakian (DEM)
 05 = Alan Zundel (PCG)

705 2.71
 16,795 64.58
 1,158 4.45
 6,612 25.42
 367 1.41

06 = Michael Marsh (CON)
 07 = WRITE-IN
 08 = OVER VOTES
 09 = UNDER VOTES

345 1.33
 25 .10
 10
 2,055

	01	02	03	04	05	06	07	08	09
0101 101	16	293	34	68	4	11	1	0	38
0102 102	36	580	52	355	12	20	3	1	102
0103 103	15	762	45	200	10	11	0	0	64
0104 104	24	925	62	230	11	19	0	0	76
0105 105	34	631	37	268	15	22	1	1	65
0106 106C	22	393	30	201	6	10	1	0	43
0107 106R	3	214	13	48	1	3	0	0	19
0108 107C	19	151	13	65	2	1	0	0	14
0109 107R	7	166	4	23	2	0	0	0	9
0110 108C	3	54	3	12	2	3	0	0	6
0111 108R	4	109	5	12	0	0	0	0	8
0112 109C	4	111	6	25	3	0	0	1	8
0113 109R	0	42	0	3	0	1	0	0	2
0114 110	11	621	21	141	4	6	0	0	47
0115 111	36	696	50	405	39	10	0	1	94
0116 112	0	75	3	16	1	1	0	0	3
0117 113	19	429	27	93	4	9	1	0	37
0118 114	4	283	2	50	1	3	0	0	13
0119 115	9	169	6	33	0	1	0	0	15
0120 116	3	91	4	35	2	2	1	0	6
0121 117C	0	58	4	19	1	1	0	0	5
0122 117R	0	17	1	5	0	0	0	0	0
0123 119	2	88	3	30	1	3	0	0	7
0124 120	24	684	43	156	7	7	0	0	63
0125 121	12	291	27	67	7	5	2	0	21
0126 123	10	389	33	118	5	3	0	0	31
0127 124C	10	417	19	104	7	9	1	0	31
0128 124R	1	121	8	18	0	2	0	0	9
0129 125C	4	182	6	64	9	6	1	0	20
0130 125R	4	167	10	33	5	9	1	0	17
0131 126	29	492	58	333	12	13	1	0	86
0132 127	10	298	26	113	11	7	0	0	44
0133 128	38	773	69	398	24	23	0	0	123
0134 129	26	490	42	249	9	17	1	0	83
0135 130	38	823	46	352	17	13	3	1	107
0136 131	11	234	25	117	6	7	1	0	37
0137 132	20	420	26	228	11	7	0	0	53
0138 133	19	302	34	184	10	10	1	0	48
0139 136	25	431	40	190	21	10	0	1	91
0140 137	41	551	57	298	21	9	1	0	92
0141 138	33	580	27	270	19	15	2	1	87
0142 139	17	543	30	319	9	9	0	1	79
0143 141	23	708	31	281	14	9	0	2	103
0144 142	18	396	22	140	5	4	0	0	71
0145 143	21	545	54	243	17	14	2	0	78

I certify that the votes recorded on this abstract correctly summarize the tally of votes cast in the General Election held on the 8th day of November 2016.

Kim Lindell 11/23/2016
 Kim Lindell, Umatilla County Elections Manager

NUMBERED KEY CANVASS

Umatilla County, Oregon

OFFICIAL FINAL RESULTS

RUN DATE:11/23/16 12:51 PM

General Election

November 8, 2016

REPORT-EL52

PAGE 0007

VOTES PERCENT

VOTES PERCENT

State Treasurer

Vote for 1

01 = Chris Henry (PRO)
 02 = Tobias Read (DEM)
 03 = Jeff Gudman (REP)
 04 = Chris Telfer (IND)

899 3.53
 6,833 26.85
 15,237 59.88
 2,452 9.64

05 = WRITE-IN
 06 = OVER VOTES
 07 = UNDER VOTES

26 .10
 3
 2,622

	01	02	03	04	05	06	07
0101 101	14	84	279	51	0	0	37
0102 102	48	344	532	122	1	0	114
0103 103	16	224	685	81	0	1	100
0104 104	32	224	844	146	2	0	99
0105 105	30	270	609	85	1	0	79
0106 106C	18	181	381	60	1	0	65
0107 106R	3	43	205	26	0	0	24
0108 107C	15	79	127	28	0	0	16
0109 107R	2	29	155	11	0	0	14
0110 108C	6	10	52	8	0	0	7
0111 108R	5	18	96	6	0	0	13
0112 109C	3	30	108	10	0	0	7
0113 109R	0	5	38	4	0	0	1
0114 110	12	151	550	71	0	0	67
0115 111	54	427	608	124	0	0	118
0116 112	3	12	69	7	0	0	8
0117 113	10	108	386	54	3	0	58
0118 114	5	48	255	23	0	0	25
0119 115	5	36	156	14	0	1	21
0120 116	8	33	77	14	1	0	11
0121 117C	1	19	53	11	0	0	4
0122 117R	0	6	12	4	0	0	1
0123 119	3	31	83	9	0	0	8
0124 120	18	175	650	65	0	0	76
0125 121	10	74	280	42	0	0	26
0126 123	14	125	356	49	0	0	45
0127 124C	18	112	380	49	1	0	38
0128 124R	1	18	109	19	0	0	12
0129 125C	12	61	171	21	0	0	27
0130 125R	10	28	157	30	1	0	20
0131 126	36	323	454	98	2	0	111
0132 127	29	127	239	54	0	0	60
0133 128	54	431	703	123	0	0	137
0134 129	36	238	471	75	1	0	96
0135 130	51	339	772	114	1	0	123
0136 131	15	115	229	39	0	0	40
0137 132	26	225	385	60	0	0	69
0138 133	28	182	266	63	2	0	67
0139 136	43	189	384	95	0	0	98
0140 137	61	290	487	116	1	0	115
0141 138	35	296	496	84	3	0	120
0142 139	29	346	454	68	1	0	109
0143 141	32	310	613	75	1	1	139
0144 142	12	164	341	45	1	0	93
0145 143	36	253	480	99	2	0	104

I certify that the votes recorded on this abstract correctly summarize the tally of votes cast in the General Election held on the 8th day of November 2016.

Kim Lindell 11/23/2016
 Kim Lindell, Umatilla County Elections Manager

RUN DATE:11/23/16 12:51 PM

General Election

November 8, 2016

REPORT-EL52

PAGE 0008

Attorney General

Vote for 1

01 = Lars D H Hedbor (LBT)
 02 = Ellen Rosenblum (DEM)
 03 = Daniel Zene Crowe (REP)

VOTES PERCENT

VOTES PERCENT

825 3.25 04 = WRITE-IN
 9,125 35.99 05 = OVER VOTES
 15,366 60.61 06 = UNDER VOTES

38 .15
 2
 2,716

	01	02	03	04	05	06
0101 101	21	108	296	1	0	39
0102 102	36	437	562	1	0	125
0103 103	35	254	712	0	0	106
0104 104	40	323	872	3	0	109
0105 105	32	333	619	2	0	88
0106 106C	21	245	382	1	0	57
0107 106R	11	65	199	0	0	26
0108 107C	10	96	139	0	0	20
0109 107R	6	35	155	0	0	15
0110 108C	5	15	53	0	0	10
0111 108R	3	29	91	1	0	14
0112 109C	5	41	102	1	0	9
0113 109R	0	4	40	0	0	4
0114 110	18	219	551	0	0	63
0115 111	32	566	606	2	0	125
0116 112	0	21	71	0	0	7
0117 113	19	141	392	2	0	65
0118 114	2	70	254	0	0	30
0119 115	2	53	156	0	0	22
0120 116	1	59	76	0	0	8
0121 117C	1	26	56	1	0	4
0122 117R	0	7	15	0	0	1
0123 119	3	36	88	1	0	6
0124 120	24	231	647	0	0	82
0125 121	15	112	278	1	0	26
0126 123	15	158	371	0	0	45
0127 124C	12	173	367	1	0	45
0128 124R	3	29	113	0	0	14
0129 125C	4	88	171	0	0	29
0130 125R	3	50	168	1	0	24
0131 126	33	431	454	0	0	106
0132 127	16	168	265	0	1	59
0133 128	45	524	722	1	0	156
0134 129	30	316	467	1	0	103
0135 130	51	450	768	3	0	128
0136 131	11	151	233	0	0	43
0137 132	17	281	394	0	0	73
0138 133	28	233	274	2	0	71
0139 136	32	303	368	1	0	105
0140 137	52	425	485	3	0	105
0141 138	32	389	486	4	0	123
0142 139	20	445	448	0	0	94
0143 141	25	425	585	2	1	133
0144 142	19	209	339	1	0	88
0145 143	35	351	476	1	0	111

I certify that the votes recorded on this abstract correctly summarize the tally of votes cast in the General Election held on the 8th day of November 2016.

Kim Lindell 11/23/2016
 Kim Lindell, Umatilla County Elections Manager

NUMBERED KEY CANVASS

Umatilla County, Oregon
General Election
November 8, 2016

OFFICIAL FINAL RESULTS

RUN DATE:11/23/16 12:51 PM

REPORT-EL52 PAGE 0009

VOTES PERCENT

VOTES PERCENT


State Senator, 29th District

Vote for 1

01 = Barbara E Dickerson (IND)
02 = Bill Hanse'll (REP)
03 = WRITE-IN4,782 18.91
20,412 80.70
100 .4004 = OVER VOTES
05 = UNDER VOTES5
2,773

	01	02	03	04	05
0101 101	87	340	1	0	37
0102 102	281	742	2	0	136
0103 103	140	884	1	0	82
0104 104	197	1036	5	1	108
0105 105	193	788	3	0	90
0106 106C	143	497	5	0	61
0107 106R	41	240	1	0	19
0108 107C	44	192	1	0	28
0109 107R	19	170	0	0	22
0110 108C	15	63	0	1	4
0111 108R	17	112	0	0	9
0112 109C	26	120	0	0	12
0113 109R	1	44	0	0	3
0114 110	103	680	7	0	61
0115 111	237	982	1	0	111
0116 112	14	79	0	0	6
0117 113	84	470	7	0	58
0118 114	36	292	4	0	24
0119 115	35	174	0	0	24
0120 116	24	105	2	0	13
0121 117C	15	63	0	0	10
0122 117R	4	19	0	0	0
0123 119	31	97	0	0	6
0124 120	146	742	3	0	93
0125 121	70	312	1	0	49
0126 123	113	409	4	0	63
0127 124C	94	472	1	0	31
0128 124R	16	139	0	0	4
0129 125C	43	225	1	0	23
0130 125R	35	189	2	0	20
0131 126	194	713	3	0	114
0132 127	74	386	1	0	48
0133 128	276	1000	3	0	169
0134 129	172	625	2	0	118
0135 130	224	1037	4	0	135
0136 131	87	298	1	0	52
0137 132	122	567	1	0	75
0138 133	137	398	4	0	69
0139 136	159	530	1	0	119
0140 137	235	700	4	0	131
0141 138	207	709	10	1	107
0142 139	147	745	4	1	110
0143 141	194	821	3	1	152
0144 142	87	496	2	0	71
0145 143	163	710	5	0	96

I certify that the votes recorded on this abstract correctly summarize the tally of votes cast in the General Election held on the 8th day of November 2016.

 11/23/2016
Kim Lindell, Umatilla County Elections Manager

NUMBERED KEY CANVASS

RUN DATE:11/23/16 12:51 PM

Umatilla County, Oregon
General Election
November 8, 2016

OFFICIAL FINAL RESULTS

REPORT-EL52 PAGE 0010

State Representative, 57th District

VOTES PERCENT

VOTES PERCENT

Vote for 1

01 = Greg Smith (REP)

02 = WRITE-IN

11,328 98.73
146 1.27

03 = OVER VOTES
04 = UNDER VOTES

0
3,128

	01	02	03	04
0101 101	350	6	0	109
0102 102	894	15	0	252
0103 103	826	6	0	218
0104 104	1084	11	0	252
0105 105	839	19	0	216
0106 106C	572	5	0	129
0107 106R	201	2	0	50
0109 107R	15	0	0	1
0111 108R	67	0	0	19
0119 115	12	0	0	2
0123 119	100	1	0	33
0124 120	699	2	0	190
0125 121	91	3	0	34
0126 123	95	1	0	36
0128 124R	28	0	0	8
0131 126	786	14	0	224
0132 127	410	2	0	97
0133 128	1105	9	0	334
0134 129	691	10	0	216
0135 130	1095	20	0	285
0136 131	334	6	0	98
0137 132	584	10	0	171
0138 133	450	4	0	154

I certify that the votes recorded on this abstract correctly summarize the tally of votes cast in the General Election held on the 8th day of November 2016.

 11/23/2016
Kim Lindell, Umatilla County Elections Manager

NUMBERED KEY CANVASS

RUN DATE:11/23/16 12:51 PM

Umatilla County, Oregon
General Election
November 8, 2016

OFFICIAL FINAL RESULTS

REPORT-EL52 PAGE 0011

State Representative, 58th District

VOTES PERCENT

VOTES PERCENT

Vote for 1

01 = Greg Barreto (REP)

02 = WRITE-IN

9,376 97.50

240 2.50

03 = OVER VOTES

04 = UNDER VOTES

1

3,853

	01	02	03	04
0103 103	39	0	0	18
0107 106R	38	0	0	10
0108 107C	185	3	0	77
0109 107R	145	0	0	50
0110 108C	59	3	0	21
0111 108R	43	0	0	9
0112 109C	128	1	0	29
0113 109R	43	0	0	5
0114 110	634	10	0	207
0115 111	968	23	0	340
0116 112	72	1	0	26
0117 113	469	6	0	144
0118 114	265	4	0	87
0119 115	155	1	0	63
0120 116	106	3	0	35
0121 117C	60	1	0	27
0122 117R	17	1	0	5
0124 120	66	1	0	26
0125 121	208	0	0	96
0126 123	294	9	0	154
0127 124C	464	6	0	128
0128 124R	105	0	0	18
0129 125C	212	2	0	78
0130 125R	181	3	0	62
0139 136	545	25	0	239
0140 137	691	28	0	351
0141 138	672	21	0	341
0142 139	630	39	0	338
0143 141	774	27	1	369
0144 142	441	5	0	210
0145 143	667	17	0	290

I certify that the votes recorded on this abstract correctly summarize the tally of votes cast in the General Election held on the 8th day of November 2016.

Kim C. Lindell 11/23/2016
Kim Lindell, Umatilla County Elections Manager

NUMBERED KEY CANVASS

Umatilla County, Oregon

OFFICIAL FINAL RESULTS

RUN DATE:11/23/16 12:51 PM

General Election

November 8, 2016

REPORT-EL52

PAGE 0012

VOTES PERCENT

VOTES PERCENT

Judge of the Supreme Court, Position 6

Vote for 1

01 = Lynn R Nakamoto

02 = WRITE-IN

17,375 98.25

309 1.75

03 = OVER VOTES

04 = UNDER VOTES

2

10,386

	01	02	03	04
0101 101	278	7	0	180
0102 102	791	17	0	353
0103 103	627	8	0	472
0104 104	826	14	1	506
0105 105	658	15	0	401
0106 106C	501	9	0	196
0107 106R	171	4	0	126
0108 107C	172	0	0	93
0109 107R	113	0	0	98
0110 108C	45	3	0	35
0111 108R	86	0	0	52
0112 109C	107	0	0	51
0113 109R	31	1	0	16
0114 110	478	8	0	365
0115 111	842	13	0	476
0116 112	52	0	0	47
0117 113	369	7	0	243
0118 114	202	4	0	150
0119 115	132	0	0	101
0120 116	86	1	0	57
0121 117C	52	1	0	35
0122 117R	16	0	0	7
0123 119	89	2	0	43
0124 120	595	6	0	383
0125 121	250	2	0	180
0126 123	330	5	0	254
0127 124C	391	4	0	203
0128 124R	97	1	0	61
0129 125C	198	0	0	94
0130 125R	144	3	0	99
0131 126	708	13	0	303
0132 127	323	1	0	185
0133 128	978	12	0	458
0134 129	619	15	0	283
0135 130	920	27	0	453
0136 131	291	6	0	141
0137 132	473	7	0	285
0138 133	417	5	0	186
0139 136	467	18	0	324
0140 137	634	17	0	419
0141 138	601	17	0	416
0142 139	581	18	0	408
0143 141	666	11	1	493
0144 142	368	1	0	287
0145 143	600	6	0	368

I certify that the votes recorded on this abstract correctly summarize the tally of votes cast in the General Election held on the 8th day of November 2016.

Kim A. Lindell 11/23/2016
Kim Lindell, Umatilla County Elections Manager

NUMBERED KEY CANVASS

Umatilla County, Oregon

OFFICIAL FINAL RESULTS

RUN DATE:11/23/16 12:51 PM

General Election

November 8, 2016

REPORT-EL52

PAGE 0013

VOTES PERCENT

VOTES PERCENT

Judge of the Court of Appeals, Pos. 5

Vote for 1

01 = Scott Shorr

02 = WRITE-IN

16,820 98.79

206 1.21

03 = OVER VOTES

04 = UNDER VOTES

2

11,044

	01	02	03	04
0101 101	271	8	0	186
0102 102	767	16	0	378
0103 103	605	7	0	495
0104 104	812	7	0	528
0105 105	654	8	0	412
0106 106C	492	6	0	208
0107 106R	166	1	0	134
0108 107C	170	0	0	95
0109 107R	110	1	0	100
0110 108C	42	2	0	39
0111 108R	81	1	0	56
0112 109C	101	0	0	57
0113 109R	32	1	0	15
0114 110	464	5	0	382
0115 111	792	10	0	529
0116 112	51	0	0	48
0117 113	356	6	0	257
0118 114	192	2	0	162
0119 115	122	1	0	110
0120 116	83	2	0	59
0121 117C	50	1	0	37
0122 117R	12	0	0	11
0123 119	84	0	0	50
0124 120	576	3	0	405
0125 121	242	3	0	187
0126 123	312	4	0	273
0127 124C	379	2	0	217
0128 124R	92	1	0	66
0129 125C	192	1	0	99
0130 125R	138	2	0	106
0131 126	692	11	0	321
0132 127	310	0	0	199
0133 128	945	4	0	499
0134 129	606	7	0	304
0135 130	898	19	0	483
0136 131	295	1	0	142
0137 132	457	4	0	304
0138 133	402	3	0	203
0139 136	460	10	0	339
0140 137	615	11	0	444
0141 138	585	11	1	437
0142 139	545	10	0	452
0143 141	635	7	1	528
0144 142	348	2	0	306
0145 143	587	5	0	382

I certify that the votes recorded on this abstract correctly summarize the tally of votes cast in the General Election held on the 8th day of November 2016.

Kim C. Lindell 11/23/2016
 Kim Lindell, Umatilla County Elections Manager

NUMBERED KEY CANVASS

RUN DATE:11/23/16 12:51 PM

Umatilla County, Oregon
General Election
November 8, 2016

OFFICIAL FINAL RESULTS

REPORT-EL52 PAGE 0014

Judge of the Court of Appeals, Pos. 8

Vote for 1

01 = Roger J DeHoog

02 = WRITE-IN

VOTES PERCENT

16,033 98.74
204 1.2603 = OVER VOTES
04 = UNDER VOTES

VOTES PERCENT

2
11,833

	01	02	03	04
0101 101	255	8	0	202
0102 102	748	15	0	398
0103 103	583	8	0	516
0104 104	777	9	0	561
0105 105	618	9	0	447
0106 106C	466	6	0	234
0107 106R	153	1	0	147
0108 107C	161	0	0	104
0109 107R	106	1	0	104
0110 108C	41	2	0	40
0111 108R	82	0	0	56
0112 109C	96	0	0	62
0113 109R	31	1	0	16
0114 110	441	5	0	405
0115 111	744	11	0	576
0116 112	49	0	0	50
0117 113	341	5	0	273
0118 114	189	2	0	165
0119 115	118	1	0	114
0120 116	76	1	0	67
0121 117C	47	0	1	40
0122 117R	12	0	0	11
0123 119	81	0	0	53
0124 120	548	3	0	433
0125 121	230	3	0	199
0126 123	295	4	0	290
0127 124C	366	1	0	231
0128 124R	87	1	0	71
0129 125C	186	0	0	106
0130 125R	130	2	0	114
0131 126	662	11	0	351
0132 127	296	0	0	213
0133 128	903	5	0	540
0134 129	576	7	0	334
0135 130	859	17	0	524
0136 131	274	2	0	162
0137 132	441	3	0	321
0138 133	386	4	0	218
0139 136	436	8	0	365
0140 137	577	9	0	484
0141 138	551	13	0	470
0142 139	526	9	0	472
0143 141	611	7	1	552
0144 142	321	3	0	332
0145 143	557	7	0	410

I certify that the votes recorded on this abstract correctly summarize the tally of votes cast in the General Election held on the 8th day of November 2016.

Kim Lindell 11/23/2016
Kim Lindell, Umatilla County Elections Manager

NUMBERED KEY CANVASS

Umatilla County, Oregon
General Election
November 8, 2016

OFFICIAL FINAL RESULTS

RUN DATE:11/23/16 12:51 PM

REPORT-EL52 PAGE 0050

	VOTES PERCENT				VOTES PERCENT	
State Measure 94						
Vote for 1						
01 = Yes			7,382	27.86	03 = OVER VOTES	5
02 = No			19,116	72.14	04 = UNDER VOTES	1,569
	01	02	03	04		
0101 101	99	349	0	17		
0102 102	311	771	0	79		
0103 103	281	779	0	47		
0104 104	320	960	0	67		
0105 105	276	748	1	49		
0106 106C	171	504	0	31		
0107 106R	61	223	0	17		
0108 107C	76	175	0	14		
0109 107R	48	151	0	12		
0110 108C	25	52	0	6		
0111 108R	44	83	0	11		
0112 109C	47	105	0	6		
0113 109R	8	39	0	1		
0114 110	232	583	1	35		
0115 111	373	883	1	74		
0116 112	11	81	0	7		
0117 113	112	464	0	43		
0118 114	78	271	0	7		
0119 115	54	166	0	13		
0120 116	37	100	0	7		
0121 117C	20	65	0	3		
0122 117R	4	18	0	1		
0123 119	46	82	0	6		
0124 120	250	689	0	45		
0125 121	117	283	0	32		
0126 123	157	396	0	36		
0127 124C	155	418	0	25		
0128 124R	43	103	0	13		
0129 125C	70	209	0	13		
0130 125R	49	186	0	11		
0131 126	305	651	1	67		
0132 127	123	356	0	30		
0133 128	389	969	1	89		
0134 129	231	623	0	63		
0135 130	390	936	0	74		
0136 131	96	315	0	27		
0137 132	197	528	0	40		
0138 133	172	393	0	43		
0139 136	214	546	0	49		
0140 137	322	685	0	63		
0141 138	302	648	0	84		
0142 139	294	668	0	45		
0143 141	335	765	0	71		
0144 142	165	443	0	48		
0145 143	272	654	0	48		

I certify that the votes recorded on this abstract correctly summarize the tally of votes cast in the General Election held on the 8th day of November 2016.

Kim Lindell 11/23/2016
Kim Lindell, Umatilla County Elections Manager

NUMBERED KEY CANVASS

RUN DATE:11/23/16 12:51 PM

Umatilla County, Oregon

General Election

November 8, 2016

OFFICIAL FINAL RESULTS

REPORT-EL52 PAGE 0051

State Measure 95

Vote for 1

01 = Yes

02 = No

VOTES PERCENT

VOTES PERCENT

16,809 65.69

8,780 34.31

03 = OVER VOTES

04 = UNDER VOTES

0

2,483

	01	02	03	04
0101 101	265	177	0	23
0102 102	725	330	0	106
0103 103	620	394	0	93
0104 104	738	504	0	105
0105 105	607	387	0	80
0106 106C	433	233	0	40
0107 106R	164	109	0	28
0108 107C	162	80	0	23
0109 107R	104	88	0	19
0110 108C	52	24	0	7
0111 108R	75	47	0	16
0112 109C	78	64	0	16
0113 109R	27	20	0	1
0114 110	507	276	0	68
0115 111	832	389	0	110
0116 112	37	49	0	13
0117 113	354	210	0	55
0118 114	196	135	0	25
0119 115	112	87	0	34
0120 116	84	46	0	14
0121 117C	44	37	0	7
0122 117R	9	11	0	3
0123 119	72	49	0	13
0124 120	538	349	0	97
0125 121	233	152	0	47
0126 123	341	203	0	45
0127 124C	382	178	0	38
0128 124R	83	59	0	17
0129 125C	201	69	0	22
0130 125R	124	100	0	22
0131 126	611	330	0	83
0132 127	336	137	0	36
0133 128	886	438	0	124
0134 129	573	265	0	79
0135 130	872	409	0	119
0136 131	247	142	0	49
0137 132	458	247	0	60
0138 133	400	152	0	56
0139 136	480	238	0	91
0140 137	675	283	0	112
0141 138	647	269	0	118
0142 139	651	268	0	88
0143 141	764	292	0	115
0144 142	389	190	0	77
0145 143	621	264	0	89

I certify that the votes recorded on this abstract correctly summarize the tally of votes cast in the General Election held on the 8th day of November 2016.

Kim Lindell 11/23/2016
Kim Lindell, Umatilla County Elections Manager

NUMBERED KEY CANVASS

RUN DATE:11/23/16 12:51 PM

Umatilla County, Oregon

General Election

November 8, 2016

OFFICIAL FINAL RESULTS

REPORT-EL52 PAGE 0052

State Measure 96

Vote for 1

01 = Yes

02 = No

VOTES PERCENT

VOTES PERCENT

22,591 84.33 03 = OVER VOTES
 4,199 15.67 04 = UNDER VOTES

2
 1,280

	01	02	03	04
0101 101	389	61	0	15
0102 102	952	137	0	72
0103 103	892	174	0	41
0104 104	1114	183	0	50
0105 105	861	168	0	45
0106 106C	586	96	0	24
0107 106R	241	49	0	11
0108 107C	230	28	0	7
0109 107R	166	34	0	11
0110 108C	68	10	0	5
0111 108R	100	27	0	11
0112 109C	131	23	0	4
0113 109R	37	10	0	1
0114 110	644	183	0	24
0115 111	1065	216	0	50
0116 112	74	18	0	7
0117 113	506	86	0	27
0118 114	283	63	0	10
0119 115	184	41	0	8
0120 116	105	33	0	6
0121 117C	64	19	0	5
0122 117R	20	3	0	0
0123 119	103	24	0	7
0124 120	768	174	0	42
0125 121	333	75	0	24
0126 123	464	102	1	22
0127 124C	493	82	0	23
0128 124R	120	32	0	7
0129 125C	244	32	1	15
0130 125R	197	39	0	10
0131 126	850	117	0	57
0132 127	404	84	0	21
0133 128	1183	183	0	82
0134 129	771	96	0	50
0135 130	1153	175	0	72
0136 131	331	84	0	23
0137 132	589	141	0	35
0138 133	493	79	0	36
0139 136	688	85	0	36
0140 137	896	128	0	46
0141 138	784	193	0	57
0142 139	776	197	0	34
0143 141	946	172	0	53
0144 142	505	102	0	49
0145 143	788	141	0	45

I certify that the votes recorded on this abstract correctly summarize the tally of votes cast in the General Election held on the 8th day of November 2016.

Kim A. Lindell 11/23/2016
 Kim Lindell, Umatilla County Elections Manager

NUMBERED KEY CANVASS

RUN DATE:11/23/16 12:51 PM

Umatilla County, Oregon
General Election
November 8, 2016

OFFICIAL FINAL RESULTS

REPORT-EL52 PAGE 0053

State Measure 97

Vote for 1

01 = Yes

02 = No

VOTES PERCENT

VOTES PERCENT

8,999 33.25 03 = OVER VOTES
18,063 66.75 04 = UNDER VOTES12
998

	01	02	03	04
0101 101	144	303	0	18
0102 102	415	704	0	42
0103 103	256	826	0	25
0104 104	336	962	1	48
0105 105	305	734	1	34
0106 106C	220	473	1	12
0107 106R	84	207	0	10
0108 107C	88	174	0	3
0109 107R	40	168	0	3
0110 108C	24	55	0	4
0111 108R	19	117	0	2
0112 109C	43	110	0	5
0113 109R	9	39	0	0
0114 110	209	621	0	21
0115 111	471	820	1	39
0116 112	22	71	0	6
0117 113	144	458	0	17
0118 114	75	269	1	11
0119 115	52	167	0	14
0120 116	36	102	0	6
0121 117C	26	59	0	3
0122 117R	4	19	0	0
0123 119	47	79	0	8
0124 120	328	612	0	44
0125 121	151	254	0	27
0126 123	183	382	1	23
0127 124C	167	409	0	22
0128 124R	34	122	0	3
0129 125C	94	181	0	17
0130 125R	66	171	0	9
0131 126	347	636	2	39
0132 127	167	327	0	15
0133 128	495	896	0	57
0134 129	320	559	0	38
0135 130	463	896	0	41
0136 131	167	252	0	19
0137 132	284	450	0	31
0138 133	255	323	1	29
0139 136	260	516	0	33
0140 137	386	632	1	51
0141 138	380	608	1	45
0142 139	412	572	0	23
0143 141	444	679	1	47
0144 142	198	437	0	21
0145 143	329	612	0	33

I certify that the votes recorded on this abstract correctly summarize the tally of votes cast in the General Election held on the 8th day of November 2016.

Kim A. Lindell 11/23/2016
Kim Lindell, Umatilla County Elections Manager

NUMBERED KEY CANVASS

RUN DATE:11/23/16 12:51 PM

Umatilla County, Oregon
General Election
November 8, 2016

OFFICIAL FINAL RESULTS

REPORT-EL52 PAGE 0054

State Measure 98

Vote for 1

01 = Yes

02 = No

VOTES PERCENT

VOTES PERCENT

13,528 51.63

03 = OVER VOTES

2

12,676 48.37

04 = UNDER VOTES

1,866

	01	02	03	04
0101 101	198	249	0	18
0102 102	600	465	0	96
0103 103	408	644	0	55
0104 104	569	711	0	67
0105 105	473	533	0	68
0106 106C	338	334	0	34
0107 106R	118	166	0	17
0108 107C	134	114	0	17
0109 107R	82	113	0	16
0110 108C	37	38	0	8
0111 108R	53	73	0	12
0112 109C	65	85	0	8
0113 109R	13	34	0	1
0114 110	369	441	0	41
0115 111	719	547	1	64
0116 112	25	62	0	12
0117 113	232	334	0	53
0118 114	141	202	0	13
0119 115	84	133	0	16
0120 116	58	76	0	10
0121 117C	37	46	0	5
0122 117R	9	14	0	0
0123 119	73	53	0	8
0124 120	428	506	0	50
0125 121	177	225	0	30
0126 123	266	280	1	42
0127 124C	306	261	0	31
0128 124R	60	87	0	12
0129 125C	160	109	0	23
0130 125R	109	119	0	18
0131 126	522	412	0	90
0132 127	244	230	0	35
0133 128	723	613	0	112
0134 129	445	401	0	71
0135 130	700	596	0	104
0136 131	215	179	0	44
0137 132	384	327	0	54
0138 133	329	228	0	51
0139 136	425	333	0	51
0140 137	613	391	0	66
0141 138	544	403	0	87
0142 139	575	377	0	55
0143 141	643	449	0	79
0144 142	289	303	0	64
0145 143	536	380	0	58

I certify that the votes recorded on this abstract correctly summarize the tally of votes cast in the General Election held on the 8th day of November 2016.

Kim Lindell 11/23/2016
Kim Lindell, Umatilla County Elections Manager

NUMBERED KEY CANVASS

Umatilla County, Oregon
General Election
November 8, 2016

OFFICIAL FINAL RESULTS

RUN DATE:11/23/16 12:51 PM

REPORT-EL52 PAGE 0055

	VOTES	PERCENT		VOTES	PERCENT
State Measure 99					
Vote for 1					
01 = Yes	16,879	63.58	03 = OVER VOTES	3	
02 = No	9,670	36.42	04 = UNDER VOTES	1,520	

	01	02	03	04
0101 101	249	199	0	17
0102 102	727	365	0	69
0103 103	619	438	0	50
0104 104	690	590	0	67
0105 105	613	404	0	57
0106 106C	413	268	2	23
0107 106R	163	125	0	13
0108 107C	175	80	0	10
0109 107R	109	88	0	14
0110 108C	48	29	0	6
0111 108R	72	59	0	7
0112 109C	104	46	0	8
0113 109R	31	16	0	1
0114 110	495	317	0	39
0115 111	887	376	0	68
0116 112	48	42	0	9
0117 113	322	257	0	40
0118 114	192	151	0	13
0119 115	134	88	0	11
0120 116	77	61	0	6
0121 117C	46	38	0	4
0122 117R	11	12	0	0
0123 119	73	53	0	8
0124 120	505	419	1	59
0125 121	212	187	0	33
0126 123	286	267	0	36
0127 124C	312	256	0	30
0128 124R	77	74	0	8
0129 125C	182	90	0	20
0130 125R	113	118	0	15
0131 126	632	335	0	57
0132 127	295	186	0	28
0133 128	906	450	0	92
0134 129	593	265	0	59
0135 130	856	476	0	68
0136 131	251	153	0	34
0137 132	417	309	0	39
0138 133	398	170	0	40
0139 136	570	193	0	46
0140 137	763	251	0	56
0141 138	668	293	0	73
0142 139	682	281	0	44
0143 141	796	322	0	53
0144 142	412	205	0	39
0145 143	655	268	0	51

I certify that the votes recorded on this abstract correctly summarize the tally of votes cast in the General Election held on the 8th day of November 2016.

Kim Lindell 11/23/2016
Kim Lindell, Umatilla County Elections Manager

NUMBERED KEY CANVASS

RUN DATE:11/23/16 12:51 PM

Umatilla County, Oregon
General Election
November 8, 2016

OFFICIAL FINAL RESULTS

REPORT-EL52 PAGE 0056

State Measure 100

Vote for 1

01 = Yes

02 = No

VOTES PERCENT

13,074

50.35

12,893

49.65

03 = OVER VOTES

04 = UNDER VOTES

VOTES PERCENT

1

2,104

01 02 03 04

0101 101	195	249	0	21
0102 102	558	519	0	84
0103 103	448	578	0	81
0104 104	573	682	0	92
0105 105	440	562	0	72
0106 106C	297	373	0	36
0107 106R	117	167	0	17
0108 107C	133	119	0	13
0109 107R	75	120	0	16
0110 108C	40	34	0	9
0111 108R	56	72	0	10
0112 109C	70	81	0	7
0113 109R	13	34	0	1
0114 110	376	433	0	42
0115 111	628	615	0	88
0116 112	39	51	0	9
0117 113	227	339	0	53
0118 114	131	209	0	16
0119 115	90	120	0	23
0120 116	73	59	0	12
0121 117C	47	37	0	4
0122 117R	7	16	0	0
0123 119	59	66	0	9
0124 120	471	451	0	62
0125 121	197	203	0	32
0126 123	282	270	0	37
0127 124C	265	294	0	39
0128 124R	68	82	0	9
0129 125C	119	148	0	25
0130 125R	103	122	0	21
0131 126	528	418	0	78
0132 127	255	218	0	36
0133 128	766	562	0	120
0134 129	424	420	0	73
0135 130	636	664	0	100
0136 131	197	199	0	42
0137 132	363	353	0	49
0138 133	302	256	0	50
0139 136	409	325	0	75
0140 137	547	433	0	90
0141 138	514	408	1	111
0142 139	558	379	0	70
0143 141	592	475	0	104
0144 142	316	263	0	77
0145 143	470	415	0	89


I certify that the votes recorded on this abstract correctly summarize the tally of votes cast in the General Election held on the 8th day of November 2016.

 11/23/2016
Kim Lindell, Umatilla County Elections Manager


BALLOT COUNT REPORT

SEL 904

rev 01/14
ORS 254.074(3)

 This information must be submitted for **each** election.

Lincoln
COUNTY

 **DUE** | At the time of certification please submit a record of the following items to the Elections Division.

11/8/2014
ELECTION DATE

1 Number of ballot envelopes received

28487

2 Number of ballot envelopes accepted

28073

3 Number of ballot envelopes not accepted

413

4 Number of ballot envelopes rejected

1

5 Number of tallied ballots

28072

Signed

Kyra A. Snodde
County Elections Official

11/28/2014

Date