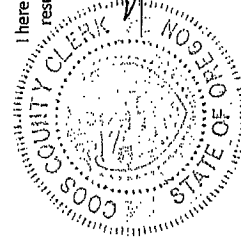


Final Certified Canvass of Votes
November 8, 2016 General Election
All Precincts, All Districts, All Contests

United States President and Vice President (Vote for 1)

Precinct	Total Votes	Donald J Trump / Mike Pence	Hillary Clinton / Tim Kaine	Ajamu Baraka	Jill Stein / Ajamu Baraka	Gary Johnson / Bill Weld	Write-in	Over Voted Ballots	Under Votes
Precinct 01	1270	793 62.44%	359 28.27%	27 2.13%	59 4.65%	32 2.52%	0	0	16
Precinct 02	2325	1362 58.59%	750 32.28%	47 2.02%	109 4.69%	57 2.45%	0	0	37
Precinct 03	2709	1506 55.59%	921 34.00%	63 2.33%	143 5.28%	76 2.81%	3	3	48
Precinct 04	2011	946 47.04%	842 41.87%	50 2.49%	116 5.77%	57 2.83%	2	2	31
Precinct 05	2942	1541 52.38%	1108 37.66%	67 2.28%	141 4.79%	85 2.89%	0	0	39
Precinct 06	1862	864 46.40%	793 42.59%	48 2.58%	87 4.67%	70 3.76%	0	0	20
Precinct 07	2117	976 46.10%	890 42.04%	71 3.35%	122 5.76%	58 2.74%	1	1	27
Precinct 08	2853	1656 58.04%	910 31.90%	75 2.63%	127 4.45%	85 2.98%	1	1	35
Precinct 09	328	156 47.56%	130 39.63%	17 5.18%	13 3.96%	12 3.68%	0	0	7
Precinct 10	2179	1365 62.64%	642 29.46%	50 2.29%	73 3.35%	49 2.25%	2	2	29
Precinct 11	1740	1186 68.16%	404 23.22%	39 2.24%	69 3.97%	42 2.41%	2	2	26
Precinct 12	1804	1136 62.97%	487 27.00%	41 2.27%	89 4.93%	51 2.83%	1	1	38
Precinct 13	1150	811 70.52%	258 22.43%	15 1.30%	44 3.83%	22 1.91%	1	1	22
Precinct 14	1452	1083 74.59%	276 19.01%	20 1.38%	51 3.51%	22 1.52%	2	2	28
Precinct 15	409	287 70.17%	90 22.00%	7 1.71%	18 4.40%	7 1.71%	0	0	7
Precinct 16	1752	783 44.69%	813 46.40%	48 2.74%	59 3.37%	49 2.80%	0	0	19
Precinct 17	2094	1206 57.59%	694 33.14%	61 2.91%	78 3.72%	55 2.63%	0	0	36
Precinct 18	316	208 65.82%	81 25.63%	9 2.85%	13 4.11%	5 1.58%	0	0	4
Total	31313	17665 57.05%	10448 33.37%	755 2.41%	1411 4.51%	894 2.66%	15	15	469

I hereby certify that the above
results are true and correct.




Terri L. Turi, CCC
Coos County Clerk

Final Certified Canvass of Votes
November 8, 2016 General Election
All Precincts, All Districts, All Contests

US Representative, District 4 (Vote for 1)

Precinct	Total Votes	Peter A DeFazio	Art Robinson	Mike Beilstein	Gil Guthrie	Write-in	Over Voted Ballots	Under Votes
Precinct 01	1248	563 45.11%	642 51.44%	23 1.84%	19 1.52%	1 0.08%	0	38
Precinct 02	2286	1082 47.33%	1125 49.21%	42 1.84%	37 1.62%	0 0.00%	0	76
Precinct 03	2679	1317 49.16%	1248 46.58%	49 1.83%	62 2.31%	3 0.11%	0	81
Precinct 04	1979	1112 56.19%	780 39.41%	55 2.78%	30 1.52%	2 0.10%	0	65
Precinct 05	2877	1443 50.19%	1275 44.32%	87 3.02%	71 2.47%	1 0.03%	0	104
Precinct 06	1806	1010 55.92%	727 40.25%	38 2.10%	29 1.61%	2 0.11%	0	76
Precinct 07	2055	1164 56.64%	786 38.25%	70 3.41%	33 1.61%	2 0.10%	0	90
Precinct 08	2793	1369 48.66%	1292 46.26%	85 3.04%	54 1.93%	3 0.11%	0	96
Precinct 09	319	170 53.29%	132 41.39%	11 3.45%	6 1.88%	0 0.00%	0	16
Precinct 10	2145	933 43.50%	1134 52.87%	52 2.42%	25 1.17%	1 0.05%	1	64
Precinct 11	1723	624 36.22%	1027 59.61%	46 2.67%	22 1.28%	4 0.23%	0	45
Precinct 12	1773	752 42.41%	952 53.69%	40 2.26%	24 1.35%	5 0.28%	0	70
Precinct 13	1135	423 37.27%	683 60.18%	17 1.50%	11 0.97%	1 0.09%	0	38
Precinct 14	1436	452 31.48%	937 65.25%	26 1.81%	21 1.46%	0 0.00%	1	45
Precinct 15	395	153 38.73%	228 57.72%	8 2.03%	6 1.52%	0 0.00%	0	21
Precinct 16	1715	975 56.85%	662 38.60%	42 2.45%	36 2.10%	0 0.00%	0	56
Precinct 17	2041	895 43.85%	1051 51.49%	63 3.09%	32 1.57%	0 0.00%	0	89
Precinct 18	311	107 34.41%	189 60.77%	10 3.22%	5 1.61%	0 0.00%	0	9
Total	30716	14534 47.32%	14870 48.41%	764 2.49%	523 1.70%	25 0.08%	2	1079

I hereby certify that the above
results are true and correct.



Terri L. Turi, CCC
Coos County Clerk

Final Certified Canvass of Votes
November 8, 2016 General Election
All Precincts, All Districts, All Contests

US Senator (Vote for 1)

Precinct	Total Votes	Steven C Reynolds	Ron Wyden	Mark Callahan	Eric Navickas	Jim Lindsay	Shanti S Lewallen	Write-in	Over Voted Ballots	Under Votes
Precinct 01	1242	44 3.54%	515 41.47%	626 50.40%	9 0.72%	14 1.13%	34 2.74%	0 0.00%	1	43
Precinct 02	2289	78 3.41%	966 41.76%	1133 49.50%	42 1.83%	27 1.18%	51 2.23%	2 0.09%	0	73
Precinct 03	2666	100 3.75%	1217 45.65%	1178 44.19%	35 1.31%	37 1.39%	98 3.68%	1 0.04%	0	94
Precinct 04	1976	72 3.64%	1003 50.76%	748 37.85%	54 2.73%	24 1.21%	73 3.69%	2 0.10%	0	68
Precinct 05	2886	140 4.85%	1376 47.68%	1161 40.23%	54 1.87%	51 1.77%	101 3.50%	3 0.10%	1	94
Precinct 06	1808	47 2.60%	942 52.10%	695 38.44%	34 1.88%	25 1.38%	65 3.60%	0 0.00%	0	74
Precinct 07	2065	79 3.83%	1054 51.04%	759 36.76%	52 2.52%	35 1.69%	82 3.97%	4 0.19%	0	80
Precinct 08	2803	133 4.74%	1248 44.52%	1204 42.95%	73 2.60%	37 1.32%	106 3.78%	2 0.07%	0	86
Precinct 09	323	15 4.64%	153 47.37%	128 39.63%	15 4.64%	6 1.86%	6 1.86%	0 0.00%	0	12
Precinct 10	2149	76 3.54%	880 40.95%	1071 49.84%	37 1.72%	24 1.12%	61 2.84%	0 0.00%	0	61
Precinct 11	1715	56 3.27%	596 34.75%	963 56.15%	45 2.62%	15 0.87%	36 2.10%	4 0.23%	0	53
Precinct 12	1796	82 4.57%	697 38.81%	898 50.00%	28 1.56%	23 1.28%	66 3.67%	2 0.11%	0	47
Precinct 13	1134	39 3.44%	425 37.48%	614 54.14%	12 1.06%	10 0.88%	33 2.91%	1 0.09%	1	38
Precinct 14	1424	44 3.09%	429 30.13%	877 61.59%	24 1.69%	12 0.84%	38 2.67%	0 0.00%	1	57
Precinct 15	399	22 5.51%	149 37.34%	198 49.62%	6 1.50%	5 1.25%	19 4.76%	0 0.00%	0	17
Precinct 16	1719	61 3.55%	897 52.18%	649 37.75%	45 2.62%	25 1.45%	41 2.39%	1 0.06%	0	52
Precinct 17	2053	88 4.29%	827 40.28%	1006 49.00%	52 2.53%	20 0.97%	59 2.87%	1 0.05%	0	77
Precinct 18	312	13 4.17%	104 33.33%	178 57.05%	5 1.60%	6 1.92%	6 1.92%	0 0.00%	0	8
Total	30759	1189 3.87%	13468 43.79%	14086 45.79%	622 2.02%	396 1.29%	975 3.17%	23 0.07%	4	1034



I hereby certify that the above
results are true and correct.


[Signature]

Terri L. Turi, CCC
Coos County Clerk

Final Certified Canvass of Votes
November 8, 2016 General Election
All Precincts, All Districts, All Contests

Governor (Vote for 1)

Precinct	Total Votes	James Foster	Kaile Brown	Cliff Thomason	Aaron Donald Auer	Bud Pierce	Write-in	Over Voted Ballots	Under Voted
Precinct 01	1245	31	424	40	18	731	1	0	37
Precinct 02	2285	47	793	52	28	1363	2	0	70
Precinct 03	2662	68	1022	80	43	1448	1	0	94
Precinct 04	1969	67	891	63	38	907	3	0	74
Precinct 05	2893	90	1237	109	60	1393	4	0	85
Precinct 06	1807	39	840	47	32	843	6	0	71
Precinct 07	2048	68	942	82	36	843	6	0	71
Precinct 08	2798	79	1039	134	60	1493	5	0	95
Precinct 09	328	8	145	5	10	158	4	0	87
Precinct 10	2142	49	693	57	39	1304	2	0	67
Precinct 11	1718	27	483	55	40	1108	5	0	49
Precinct 12	1781	44	595	58	33	1050	1	0	60
Precinct 13	1134	24	308	33	23	746	0	0	38
Precinct 14	1427	24	316	49	27	1011	0	0	54
Precinct 15	397	10	113	11	6	257	0	0	19
Precinct 16	1702	36	820	40	22	783	1	0	65
Precinct 17	2066	51	748	59	30	1178	0	0	62
Precinct 18	316	10	91	11	3	201	0	0	4
Total	30719	772	11500	985	538	16889	35	2	1038



I hereby certify that the above
results are true and correct.

[Signature]

Terri L. Turf, CCC
Coos County Clerk

Final Certified Canvass of Votes
November 8, 2016 General Election
All Precincts, All Districts, All Contests

Secretary of State (Vote for 1)

Precinct	Total Votes	Sharon L Durbin	Dennis Richardson	Paul Damian Wells	Brad Avakian	Alan Zundel	Michael Marsh	Write-in	Over Voted Ballots	Under Votes
Precinct 01	1219	45	731	51	358	18	13	3	0	63
Precinct 02	2224	54	1375	76	676	29	13	1	0	131
Precinct 03	2593	89	1493	100	848	40	23	0	0	164
Precinct 04	1913	65	944	85	749	45	23	2	0	130
Precinct 05	2808	104	1464	127	1019	53	38	3	0	170
Precinct 06	1766	50	900	75	681	31	27	2	0	112
Precinct 07	2000	78	936	83	816	31	34	2	0	143
Precinct 08	2720	86	1444	133	947	51	32	4	0	166
Precinct 09	318	10	155	11	124	13	5	0	0	17
Precinct 10	2085	49	1280	84	606	49	15	2	0	124
Precinct 11	1685	25	1118	55	420	37	28	2	0	82
Precinct 12	1743	49	1078	73	483	29	30	1	0	98
Precinct 13	1113	30	745	36	265	21	16	0	0	58
Precinct 14	1364	20	1003	44	277	22	16	0	1	97
Precinct 15	384	18	252	25	77	4	8	0	0	32
Precinct 16	1666	53	785	49	707	52	20	0	0	100
Precinct 17	2023	60	1191	58	625	61	16	2	1	104
Precinct 18	311	9	195	11	86	9	1	0	0	9
Total	29955	894	17089	1186	9764	638	360	24	4	1800

I hereby certify that the above
results are true and correct.



Terri L. Turi, CCC
Coos County Clerk


Final Certified Canvass of Votes
November 8, 2016 General Election
All Precincts, All Districts, All Contests

State Treasurer (Vote for 1)

Precinct	Total Votes	Chris Henry	Tobias Read	Jeff Gudman	Chris Telfer	Write-in	Over Voted Ballots	Under Votes
Precinct 01	1192	41 3.44%	373 31.29%	677 56.80%	100 8.39%	1 0.08%	0	90
Precinct 02	2190	78 3.56%	704 32.15%	1241 56.87%	167 7.63%	0 0.00%	0	165
Precinct 03	2551	117 4.59%	893 35.01%	1330 52.14%	209 8.19%	2 0.08%	0	206
Precinct 04	1881	107 5.69%	774 41.15%	838 44.55%	158 8.40%	4 0.21%	0	182
Precinct 05	2770	140 5.05%	1063 38.01%	1306 47.15%	269 9.71%	2 0.07%	0	208
Precinct 06	1713	75 4.38%	692 40.40%	794 46.35%	152 8.87%	0 0.00%	0	165
Precinct 07	1960	99 5.05%	799 40.77%	854 43.57%	205 10.46%	3 0.15%	0	183
Precinct 08	2696	145 5.38%	937 34.76%	1316 48.81%	291 10.79%	7 0.26%	0	190
Precinct 09	319	28 8.78%	115 36.05%	142 44.51%	33 10.34%	1 0.31%	0	16
Precinct 10	2052	95 4.63%	642 31.29%	1137 55.41%	177 8.63%	1 0.05%	0	157
Precinct 11	1653	63 3.81%	440 26.62%	1003 60.88%	144 8.71%	3 0.18%	2	112
Precinct 12	1718	68 3.96%	507 29.51%	994 57.86%	147 8.56%	2 0.12%	0	123
Precinct 13	1103	36 3.26%	290 26.29%	673 61.02%	103 9.34%	1 0.09%	0	69
Precinct 14	1362	48 3.52%	278 20.41%	888 65.33%	138 10.13%	0 0.00%	1	119
Precinct 15	369	19 5.15%	98 26.56%	214 57.99%	38 10.30%	0 0.00%	0	47
Precinct 16	1637	82 5.01%	716 43.74%	702 42.88%	137 8.37%	0 0.00%	0	130
Precinct 17	2000	99 4.95%	647 32.35%	1077 53.85%	177 8.85%	0 0.00%	0	128
Precinct 18	310	16 5.16%	84 27.10%	182 58.71%	28 9.03%	0 0.00%	0	10
Total	29476	1356 4.60%	10042 34.07%	15376 52.17%	2673 9.07%	27 0.09%	3	2280

I hereby certify that the above
results are true and correct.


Terri L. Turi, CCC
Coos County Clerk



Final Certified Canvass of Votes
November 8, 2016 General Election
All Precincts, All Districts, All Contests

Attorney General (Vote for 1)

Precinct	Total Votes	Lars D H Hedbor	Ellen Rosenblum	Daniel Zene Crowe	Write-in	Over Voted Ballots	Under Votes
Precinct 01	1188	37 3.11%	437 36.78%	710 59.76%	4 0.34%	0	94
Precinct 02	2178	75 3.44%	856 39.30%	1247 57.25%	0 0.00%	0	177
Precinct 03	2542	106 4.17%	1094 43.04%	1341 52.75%	1 0.04%	0	216
Precinct 04	1868	78 4.18%	930 49.79%	859 45.99%	1 0.05%	0	175
Precinct 05	2783	132 4.74%	1274 45.78%	1372 49.30%	5 0.18%	0	195
Precinct 06	1719	60 3.49%	850 49.45%	806 46.89%	3 0.17%	0	159
Precinct 07	1975	78 3.95%	1011 51.19%	883 44.71%	3 0.15%	0	168
Precinct 08	2891	129 4.79%	1158 40.03%	1398 48.06%	5 0.19%	0	195
Precinct 09	310	15 4.84%	146 47.10%	149 48.06%	0 0.00%	0	25
Precinct 10	2031	54 2.66%	781 38.45%	1192 58.69%	4 0.20%	0	178
Precinct 11	1644	55 3.35%	532 32.36%	1054 64.11%	3 0.18%	1	122
Precinct 12	1708	46 2.69%	626 36.65%	1033 60.48%	3 0.18%	0	133
Precinct 13	1101	30 2.72%	370 33.61%	700 63.58%	1 0.09%	0	71
Precinct 14	1355	44 3.25%	347 25.61%	964 71.14%	0 0.00%	0	127
Precinct 15	372	15 4.03%	114 30.65%	243 65.32%	0 0.00%	0	44
Precinct 16	1637	61 3.73%	857 52.35%	717 43.80%	2 0.12%	0	130
Precinct 17	1990	55 2.76%	792 39.80%	1142 57.39%	1 0.05%	0	138
Precinct 18	303	10 3.30%	95 31.35%	198 65.35%	0 0.00%	0	17
Total	29395	1080 3.67%	12270 41.74%	16009 54.46%	36 0.12%	1	2363



I hereby certify that the above
results are true and correct.

Terri L. Turi

Terri L. Turi, CCC
Coos County Clerk


Final Certified Canvass of Votes
November 8, 2016 General Election
All Precincts, All Districts, All Contests

State Senator, 1st District (Vote for 1)

Precinct	Total Votes	Timm Rolek	Jeff Kruse	Write-In	Over Voted Ballots	Under Votes
Precinct 09	306	124 40.52%	182 59.48%	0 0.00%	0	29
Precinct 10	2038	557 27.33%	1477 72.47%	4 0.20%	0	171
Precinct 11	1649	393 23.83%	1248 75.68%	8 0.49%	0	118
Precinct 12	1712	463 27.04%	1246 72.78%	3 0.18%	0	129
Precinct 13	1097	245 22.33%	850 77.48%	2 0.18%	0	75
Precinct 14	1370	244 17.81%	1126 82.19%	0 0.00%	0	112
Precinct 15	378	84 22.22%	294 77.78%	0 0.00%	0	38
Precinct 16	1620	723 44.63%	895 55.25%	2 0.12%	0	147
Precinct 17	1988	647 32.56%	1338 67.30%	3 0.15%	0	140
Precinct 18	307	77 25.08%	229 74.59%	1 0.33%	0	13
Total	12465	3557 28.54%	8885 71.28%	23 0.18%	0	972

I hereby certify that the above
results are true and correct.


Terri L. Turi, CCC
Coos County Clerk



Final Certified Canvass of Votes
November 8, 2016 General Election
All Precincts, All Districts, All Contests

State Senator, 5th District (Vote for 1)

Precinct	Total Votes	Arnie Roblan	Dick Anderson	Dan Souza	Write-In	Over Voted Ballots	Under Votes
Precinct 01	1213	449 37.02%	714 58.86%	48 3.96%	2 0.16%	0	69
Precinct 02	2243	904 40.30%	1269 56.58%	70 3.12%	0 0.00%	1	111
Precinct 03	2632	1161 44.11%	1358 51.60%	109 4.14%	4 0.15%	0	125
Precinct 04	1932	984 50.93%	876 45.34%	69 3.57%	3 0.16%	2	109
Precinct 05	2855	1317 46.13%	1401 49.07%	128 4.48%	9 0.32%	0	123
Precinct 06	1790	918 51.28%	800 44.69%	68 3.80%	4 0.22%	0	88
Precinct 07	2040	1053 51.62%	901 44.17%	83 4.07%	3 0.15%	0	103
Precinct 08	2756	1209 43.87%	1444 52.39%	98 3.56%	5 0.18%	0	130
Total	17461	7995 45.79%	8763 50.19%	673 3.85%	30 0.17%	3	858



I hereby certify that the above
results are true and correct.


[Signature]

Terri L. Turi, CCC
Coos County Clerk

Final Certified Canvass of Votes
November 8, 2016 General Election
All Precincts, All Districts, All Contests

State Representative, 1st District (Vote for 1)

Precinct	Total Votes	Terry Brayer	Tamie Kaufman	David Brock Smith	Write-in	Over Voted Ballots	Under Voted
Precinct 09	297	124	26	147	0	0	38
Precinct 10	1987	608	164	1215	0	0	222
Precinct 11	1622	450	105	1064	3	0	145
Precinct 12	1671	479	143	1048	1	0	170
Precinct 13	1087	287	61	737	2	0	85
Precinct 14	1336	259	85	992	0	1	145
Precinct 15	378	88	33	255	2	0	38
Precinct 16	1603	698	126	778	1	0	164
Precinct 17	1969	670	129	1169	1	1	158
Precinct 18	307	79	24	203	1	0	13
Total	12257	3742	896	7608	11	2	1178



I hereby certify that the above
results are true and correct.


[Signature]

Terri L. Turi, CCC
Coos County Clerk

Final Certified Canvass of Votes
November 8, 2016 General Election
All Precincts, All Districts, All Contests

State Representative, 9th District (Vote for 1)

Precinct	Total Votes	Guy Rosinbaum	Teri Grier	Caddy McKeown	Write-in	Over Voted Ballots	Under Votes
Precinct 01	1209	42	3.47%	685	56.66%	480	39.70%
Precinct 02	2236	60	2.68%	1159	51.83%	1017	45.48%
Precinct 03	2614	97	3.71%	1279	48.93%	1236	47.28%
Precinct 04	1927	69	3.58%	785	40.74%	1089	55.47%
Precinct 05	2822	119	4.22%	1317	46.67%	1383	49.01%
Precinct 06	1785	60	3.36%	718	40.22%	1005	56.30%
Precinct 07	2041	84	4.12%	803	39.34%	1149	56.30%
Precinct 08	2735	107	3.91%	1389	50.79%	1233	45.08%
Total	17369	638	3.67%	8135	46.84%	8572	49.35%
					24	0.14%	1
							952




I hereby certify that the above
results are true and correct.

[Signature]

Terri L. Turi, CCC
Coos County Clerk

Judge of the Supreme Court, Position 6 (Vote for 1)

Precinct	Total Votes	Lynn R Nakamoto	Write-in	Over Voted Ballots	Under Votes
Precinct 01	750	739 98.53%	11 1.47%	0	532
Precinct 02	1423	1398 98.24%	25 1.76%	1	931
Precinct 03	1761	1745 99.09%	16 0.91%	0	996
Precinct 04	1278	1251 97.89%	27 2.11%	0	765
Precinct 05	2016	1970 97.72%	46 2.28%	0	962
Precinct 06	1123	1109 98.75%	14 1.25%	0	755
Precinct 07	1356	1335 98.45%	21 1.55%	0	787
Precinct 08	1800	1767 98.17%	33 1.83%	0	1086
Precinct 09	183	176 96.17%	7 3.83%	0	152
Precinct 10	1232	1212 98.38%	20 1.62%	0	977
Precinct 11	947	925 97.68%	22 2.32%	0	820
Precinct 12	1131	1106 97.79%	25 2.21%	0	710
Precinct 13	784	767 97.83%	17 2.17%	0	388
Precinct 14	790	773 97.85%	17 2.15%	0	692
Precinct 15	236	232 98.31%	4 1.69%	0	180
Precinct 16	1051	1036 98.57%	15 1.43%	0	716
Precinct 17	1181	1168 98.90%	13 1.10%	0	947
Precinct 18	172	171 99.42%	1 0.58%	0	148
Total	19214	18880 98.26%	334 1.74%	1	12544



I hereby certify that the above
results are true and correct.


[Signature]

Terri L. Turi, CCC
Coos County Clerk

Final Certified Canvass of Votes
November 8, 2016 General Election
All Precincts, All Districts, All Contests

Judge of the Court of Appeals, Position 8 (Vote for 1)

Precinct	Total Votes	Roger J DeHoog	Write-In	Over Voted Ballots	Under Votes
Precinct 01	731	723 98.91%	8 1.09%	0	551
Precinct 02	1401	1380 98.50%	21 1.50%	0	954
Precinct 03	1719	1707 99.30%	12 0.70%	0	1038
Precinct 04	1240	1214 97.90%	26 2.10%	0	803
Precinct 05	1957	1921 98.16%	36 1.84%	1	1020
Precinct 06	1095	1085 99.09%	10 0.91%	0	783
Precinct 07	1323	1306 98.72%	17 1.28%	0	820
Precinct 08	1756	1731 98.58%	25 1.42%	0	1130
Precinct 09	176	172 97.73%	4 2.27%	0	159
Precinct 10	1187	1172 98.74%	15 1.26%	0	1022
Precinct 11	926	907 97.95%	19 2.05%	0	841
Precinct 12	1105	1087 98.37%	18 1.63%	0	736
Precinct 13	769	754 98.06%	15 1.95%	0	403
Precinct 14	770	757 98.31%	13 1.69%	0	712
Precinct 15	235	231 98.30%	4 1.70%	0	181
Precinct 16	1009	994 98.51%	15 1.49%	0	758
Precinct 17	1133	1121 98.94%	12 1.06%	0	995
Precinct 18	169	168 99.41%	1 0.59%	0	151
Total	18701	18430 98.55%	271 1.45%	1	13057



I hereby certify that the above
results are true and correct.


[Signature]

Teri L. Turi, CCC
Coos County Clerk

Final Certified Canvass of Votes
November 8, 2016 General Election
All Precincts, All Districts, All Contests

Judge of the Court of Appeals, Position 5 (Vote for 1)

Precinct	Total Votes	Scott Shorr	Write-In	Over Voted Ballots	Under Votes
Precinct 01	743	737 99.19%	6 0.81%	1	538
Precinct 02	1417	1398 98.66%	19 1.34%	0	938
Precinct 03	1753	1742 99.37%	11 0.63%	0	1004
Precinct 04	1264	1242 98.26%	22 1.74%	0	779
Precinct 05	1986	1958 98.10%	38 1.90%	0	982
Precinct 06	1101	1091 99.09%	10 0.91%	0	777
Precinct 07	1337	1317 98.50%	20 1.50%	0	806
Precinct 08	1774	1743 98.25%	31 1.75%	0	1112
Precinct 09	178	172 96.63%	6 3.37%	0	157
Precinct 10	1205	1189 98.67%	16 1.33%	0	1004
Precinct 11	942	924 98.09%	18 1.91%	0	825
Precinct 12	1119	1101 98.39%	18 1.61%	0	722
Precinct 13	770	756 98.18%	14 1.82%	0	402
Precinct 14	775	763 98.45%	12 1.55%	0	707
Precinct 15	238	233 97.90%	5 2.10%	0	178
Precinct 16	1017	999 98.23%	18 1.77%	0	750
Precinct 17	1161	1150 99.05%	11 0.95%	0	967
Precinct 18	189	189 100.00%	0 0.00%	0	151
Total	18959	18684 98.55%	275 1.45%	1	12799



I hereby certify that the above
results are true and correct.

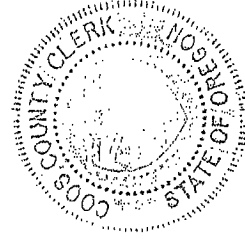
[Signature]

Terri L. Turi, CCC
Coos County Clerk

Final Certified Canvass of Votes
November 8, 2016 General Election
All Precincts, All Districts, All Contests

M94 Eliminates Mandatory Retirement Age for State Judges (Vote for 1)

Precinct	Total Votes	Yes	No	Over Voted Ballots	Under Votes
Precinct 01	1235	347 28.10%	888 71.90%	0	47
Precinct 02	2279	667 30.14%	1592 69.86%	3	73
Precinct 03	2646	813 30.73%	1833 69.27%	0	111
Precinct 04	1932	615 31.83%	1317 68.17%	0	111
Precinct 05	2842	882 31.03%	1960 68.97%	0	136
Precinct 06	1803	637 35.33%	1166 64.67%	0	75
Precinct 07	2040	687 33.68%	1353 66.32%	0	103
Precinct 08	2759	744 26.97%	2015 73.03%	1	126
Precinct 09	317	94 29.65%	223 70.35%	0	18
Precinct 10	2110	640 30.33%	1470 69.67%	0	99
Precinct 11	1688	488 28.97%	1199 71.03%	1	78
Precinct 12	1743	502 28.80%	1241 71.20%	0	98
Precinct 13	1107	313 28.27%	794 71.73%	0	65
Precinct 14	1413	346 24.49%	1067 75.51%	2	67
Precinct 15	390	85 21.79%	305 78.21%	1	25
Precinct 16	1649	609 36.93%	1040 63.07%	2	116
Precinct 17	2042	680 33.32%	1362 66.68%	0	86
Precinct 18	304	98 32.24%	206 67.76%	1	15
Total	30299	9248 30.52%	21051 69.48%	11	1449



I hereby certify that the above
results are true and correct.


[Signature]

Terri L. Turi, CCC
Coos County Clerk

Final Certified Canvass of Votes
November 8, 2016 General Election
All Precincts, All Districts, All Contests

M95 Allows Investments in Equities by Public Universities (Vote for 1)

Precinct	Total Votes	Yes	No	Over Voted Ballots	Under Votes
Precinct 01	1195	742 62.09%	453 37.91%	0	87
Precinct 02	2212	1349 60.98%	863 39.01%	0	143
Precinct 03	2547	1655 64.98%	892 35.02%	0	210
Precinct 04	1887	1208 64.02%	679 35.98%	0	156
Precinct 05	2765	1761 63.69%	1004 36.31%	1	212
Precinct 06	1744	1133 64.97%	611 35.03%	0	134
Precinct 07	1972	1310 66.43%	662 33.57%	0	171
Precinct 08	2704	1650 61.02%	1054 38.98%	0	182
Precinct 09	314	174 55.41%	140 44.59%	0	21
Precinct 10	2057	1219 59.26%	838 40.74%	0	152
Precinct 11	1646	915 55.59%	731 44.41%	0	121
Precinct 12	1742	1030 59.13%	712 40.87%	1	93
Precinct 13	1104	637 57.70%	467 42.30%	0	68
Precinct 14	1366	694 50.81%	672 49.19%	0	116
Precinct 15	384	186 48.44%	198 51.56%	0	32
Precinct 16	1640	1062 64.76%	578 35.24%	0	127
Precinct 17	2001	1126 56.27%	875 43.73%	0	127
Precinct 18	300	158 52.67%	142 47.33%	0	20
Total	29580	18009 60.88%	11571 39.12%	2	2177



I hereby certify that the above
results are true and correct.

[Signature]

Terri L. Turi, CCC
Coos County Clerk

M96 Dedicates 1.5% Lottery Proceeds for Vets (Vote for 1)

Precinct	Total Votes	Yes	No	Over Voted Ballots	Under Voted Ballots
Precinct 01	1242	1048 84.38%	194 15.62%	0	40
Precinct 02	2309	1891 81.90%	418 18.10%	1	45
Precinct 03	2627	2164 82.38%	463 17.62%	1	129
Precinct 04	1950	1588 81.44%	362 18.56%	0	93
Precinct 05	2851	2403 84.29%	448 15.71%	0	127
Precinct 06	1799	1463 81.32%	336 18.68%	1	78
Precinct 07	2043	1678 82.13%	365 17.87%	0	100
Precinct 08	2802	2314 82.58%	488 17.42%	0	84
Precinct 09	321	257 80.06%	64 19.94%	0	14
Precinct 10	2132	1732 81.24%	400 18.76%	0	77
Precinct 11	1690	1394 82.49%	296 17.51%	0	77
Precinct 12	1785	1451 81.85%	334 18.15%	2	54
Precinct 13	1131	965 85.32%	166 14.68%	0	41
Precinct 14	1425	1178 82.53%	247 17.47%	1	56
Precinct 15	395	301 76.20%	94 23.80%	0	21
Precinct 16	1684	1368 82.42%	316 17.58%	0	83
Precinct 17	2057	1709 83.08%	348 16.92%	0	71
Precinct 18	308	255 82.79%	53 17.21%	0	12
Total	30551	25187 82.44%	5364 17.56%	6	1202



I hereby certify that the above
results are true and correct.

[Signature]

Ferri L. Turi, CCC
Coos County Clerk

Final Certified Canvass of Votes
November 8, 2016 General Election
All Precincts, All Districts, All Contests

Page: 38
2016-11-23
09:13:39

M97 Increase Corporate Minimum Tax (Vote for 1)

Precinct	Total Votes	Yes	No	Over Voted Ballots	Under Voted Votes
Precinct 01	1246	325 26.08%	921 73.92%	0	36
Precinct 02	2324	714 30.72%	1610 69.28%	0	31
Precinct 03	2676	788 29.45%	1888 70.55%	1	80
Precinct 04	1992	754 37.85%	1238 62.15%	1	50
Precinct 05	2903	1030 35.48%	1873 64.52%	2	73
Precinct 06	1831	736 40.20%	1095 59.80%	2	45
Precinct 07	2087	777 37.23%	1310 62.77%	0	56
Precinct 08	2829	891 31.50%	1938 68.50%	1	56
Precinct 09	327	127 38.84%	200 61.16%	0	8
Precinct 10	2174	591 27.18%	1583 72.82%	1	34
Precinct 11	1734	434 25.03%	1300 74.97%	0	33
Precinct 12	1817	478 26.31%	1339 73.69%	0	24
Precinct 13	1138	242 21.27%	896 78.73%	0	34
Precinct 14	1460	304 20.82%	1156 79.18%	0	22
Precinct 15	404	92 22.77%	312 77.23%	0	12
Precinct 16	1721	703 40.85%	1018 59.15%	0	46
Precinct 17	2106	619 29.39%	1487 70.61%	0	22
Precinct 18	313	81 25.88%	232 74.12%	0	7
Total	31082	9686 31.16%	21396 68.84%	8	669



I hereby certify that the above
results are true and correct.

Terri L. Turi


Terri L. Turi, CCC
Coos County Clerk

Final Certified Canvass of Votes
November 8, 2016 General Election
All Precincts, All Districts, All Contests

M98 State Funding for High School Dropout-Prevention (Vote for 1)

Precinct	Total Votes	Yes	No	Over Voted Ballots	Under Voted
Precinct 01	1213	700 57.71%	513 42.29%	1	68
Precinct 02	2271	1313 57.82%	958 42.18%	0	84
Precinct 03	2532	1594 62.95%	938 37.05%	0	125
Precinct 04	1937	1215 62.73%	722 37.27%	0	106
Precinct 05	2834	1800 63.51%	1034 36.49%	0	144
Precinct 06	1797	1121 62.38%	676 37.62%	0	81
Precinct 07	2042	1304 63.86%	738 36.14%	0	101
Precinct 08	2170	1644 75.76%	526 24.24%	0	116
Precinct 09	318	187 58.81%	131 41.19%	0	17
Precinct 10	2126	1201 56.49%	925 43.51%	0	83
Precinct 11	1687	832 49.32%	855 50.68%	0	80
Precinct 12	1786	994 55.66%	792 44.34%	0	75
Precinct 13	1124	630 55.96%	494 44.04%	0	48
Precinct 14	1415	694 49.05%	721 50.95%	0	67
Precinct 15	394	195 49.49%	199 50.51%	0	22
Precinct 16	1674	1117 66.73%	557 33.27%	0	93
Precinct 17	2046	1176 57.48%	870 42.52%	1	81
Precinct 18	309	168 54.37%	141 45.63%	0	11
Total	30355	17885 58.92%	12470 41.08%	2	1402

I hereby certify that the above
results are true and correct.




[Signature]

Terri L. Turi, CCC
Coos County Clerk

Final Certified Canvass of Votes
November 8, 2016 General Election
All Precincts, All Districts, All Contests

M99 Creates Outdoor School Education Fund Through Lottery (Vote for 1)

Precinct	Total Votes	Yes	No	Over Voted Ballots	Under Voted
Precinct 01	1218	659 54.11%	559 45.89%	0	64
Precinct 02	1272	1234 96.99%	38 3.01%	0	83
Precinct 03	2616	1491 57.00%	1125 43.00%	0	141
Precinct 04	1930	1163 60.26%	767 39.74%	0	113
Precinct 05	2833	1740 61.42%	1093 38.58%	0	145
Precinct 06	1794	1107 61.71%	687 38.29%	0	84
Precinct 07	2031	1271 62.58%	760 37.42%	0	112
Precinct 08	2768	1628 58.82%	1140 41.18%	0	118
Precinct 09	321	185 57.63%	136 42.37%	0	14
Precinct 10	2116	1115 52.69%	1001 47.31%	0	93
Precinct 11	1687	859 50.92%	828 49.08%	0	80
Precinct 12	1758	944 53.70%	814 46.30%	0	83
Precinct 13	1121	620 55.31%	501 44.69%	0	51
Precinct 14	1405	703 50.04%	702 49.96%	0	77
Precinct 15	391	209 53.45%	182 46.55%	0	25
Precinct 16	1663	1003 60.33%	665 39.67%	0	99
Precinct 17	2040	1133 55.54%	907 44.46%	0	88
Precinct 18	304	151 49.67%	153 50.33%	0	-16
Total	30273	17215 56.87%	13058 43.13%	0	1486



I hereby certify that the above
results are true and correct.

[Signature]

Terri L. Turi, CCC
Coos County Clerk

M100 Prohibits Purchase/Sale of Wildlife Parts or Products (Vote for 1)

Precinct	Total Votes	Yes	No	Over Voted Ballots	Under Votes
Precinct 01	1219	734 60.21%	485 39.79%	0	63
Precinct 02	2270	1346 59.30%	924 40.70%	1	84
Precinct 03	2592	1611 62.15%	981 37.85%	0	165
Precinct 04	1909	1218 63.80%	691 36.20%	0	134
Precinct 05	2817	1761 62.51%	1056 37.49%	0	161
Precinct 06	1775	1168 65.80%	607 34.20%	0	103
Precinct 07	2010	1286 63.98%	724 36.02%	0	133
Precinct 08	2756	1560 56.60%	1196 43.40%	0	130
Precinct 09	318	191 60.06%	127 39.94%	0	17
Precinct 10	2107	1219 57.85%	888 42.15%	0	102
Precinct 11	1677	851 50.75%	826 49.25%	0	90
Precinct 12	1752	972 55.48%	780 44.52%	0	89
Precinct 13	1115	540 48.43%	575 51.57%	0	57
Precinct 14	1407	607 43.14%	800 56.86%	0	75
Precinct 15	388	162 41.75%	226 58.25%	0	28
Precinct 16	1645	1120 68.09%	525 31.91%	0	122
Precinct 17	2051	1235 60.21%	816 39.79%	0	77
Precinct 18	304	173 56.91%	131 43.09%	0	16
Total	30112	17754 58.96%	12358 41.04%	1	1646



I hereby certify that the above
results are true and correct.

Terri L. Turi, CCC
Coos County Clerk