


Statement of Votes Cast
November 8, 2016 General Election
Josephine County, Oregon

State of Oregon
County of Josephine
ABSTRACT OF VOTES

I certify that this report accurately summarizes the tally of votes for each race and/or measure at the November 8, 2016, General Election.



Trisha Myers
County Clerk & Recorder
Josephine County, Oregon

11/28/2016
Date

SUMMARY REPORT

TOTAL PRECINCTS REPORTED	47 OUT OF 47
--------------------------	--------------

TOTAL REGISTERED VOTERS	60,464
TOTAL BALLOTS CAST	45,364
TOTAL VOTER TURNOUT	75.03 %

Statement of Votes Cast by Geography
November 8, 2016 General Election
All Precincts, All Districts, All Contests
Official Results

Page: 1
2016-11-28
10:20:18

Total Ballots Cast: 45364, Registered Voters: 60464, Overall Turnout: 75.03%

Choice	Votes	Vote %
--------	-------	--------

All Precincts

United States President and Vice President (Vote for 1)

45364 ballots (5 over voted, 799 blank voted), 60464 registered voters, turnout 75.03%

Trump/Pence	26923	60.42%
Clinton/Kaine	13453	30.19%
Stein/Baraka	1057	2.37%
Johnson/Weld	1829	4.10%
Write-in	1298	2.91%
Total	44560	100.00%

US Senator (Vote for 1)

45364 ballots (11 over voted, 1843 blank voted), 60464 registered voters, turnout 75.03%

Steven C Reynolds	1516	3.48%
Ron Wyden	18463	42.43%
Mark Callahan	20767	47.73%
Eric Navickas	981	2.25%
Jim Lindsay	619	1.42%
Shanti S Lewallen	1119	2.57%
Write-in	45	0.10%
Total	43510	100.00%

US Representative, 2nd District (Vote for 1)

28331 ballots (4 over voted, 1483 blank voted), 37880 registered voters, turnout 74.79%

Greg Walden	20884	77.80%
James (Jim) Crary	5856	21.81%
Write-in	104	0.39%
Total	26844	100.00%

US Representative, 4th District (Vote for 1)

17033 ballots (4 over voted, 693 blank voted), 22584 registered voters, turnout 75.42%

Peter A DeFazio	6422	39.31%
Art Robinson	8937	54.71%
Mike Beilstein	627	3.84%
Gil Guthrie	326	2.00%
Write-in	24	0.15%
Total	16336	100.00%

Governor (Vote for 1)

45364 ballots (8 over voted, 1960 blank voted), 60464 registered voters, turnout 75.03%

James Foster	1134	2.61%
Kate Brown	15139	34.89%
Cliff Thomason	2013	4.64%
Aaron Donald Auer	984	2.27%
Bud Pierce	24078	55.48%
Write-in	48	0.11%
Total	43396	100.00%

Secretary of State (Vote for 1)

45364 ballots (17 over voted, 3054 blank voted), 60464 registered voters, turnout 75.03%

Sharon L Durbin	1105	2.61%
Dennis Richardson	26337	62.27%
Paul Damian Wells	1534	3.63%
Brad Avakian	11716	27.70%
Alan Zundel	964	2.28%
Michael Marsh	600	1.42%
Write-in	37	0.09%
Total	42293	100.00%

Statement of Votes Cast by Geography
November 8, 2016 General Election
All Precincts, All Districts, All Contests
Official Results

Page: 2
2016-11-28
10:20:18

Total Ballots Cast: 45364, Registered Voters: 60464, Overall Turnout: 75.03%

Choice	Votes	Vote %
State Treasurer (Vote for 1)		
45364 ballots (4 over voted, 4175 blank voted), 60464 registered voters, turnout 75.03%		
Chris Henry	2095	5.09%
Tobias Read	11161	27.10%
Jeff Gudman	24048	58.39%
Chris Telfer	3835	9.31%
Write-in	46	0.11%
Total	41185	100.00%

Attorney General (Vote for 1)		
45364 ballots (4 over voted, 4151 blank voted), 60464 registered voters, turnout 75.03%		
Lars D H Hedbor	1479	3.59%
Ellen Rosenblum	15048	36.52%
Daniel Zene Crowe	24625	59.76%
Write-in	57	0.14%
Total	41209	100.00%

State Senator, 1st District (Vote for 1)		
5396 ballots (0 over voted, 494 blank voted), 7015 registered voters, turnout 76.92%		
Timm Rolek	1361	27.76%
Jeff Kruse	3532	72.05%
Write-in	9	0.18%
Total	4902	100.00%

State Senator, 2nd District (Vote for 1)		
39968 ballots (0 over voted, 13622 blank voted), 53449 registered voters, turnout 74.78%		
H Baertschiger Jr	25671	97.44%
Write-in	675	2.56%
Total	26346	100.00%

State Representative, 1st District (Vote for 1)		
2253 ballots (0 over voted, 208 blank voted), 2941 registered voters, turnout 76.61%		
Terry Brayer	635	31.05%
Tamie Kaufman	180	8.80%
David Brock Smith	1229	60.10%
Write-in	1	0.05%
Total	2045	100.00%

State Representative, 2nd District (Vote for 1)		
3143 ballots (0 over voted, 1037 blank voted), 4074 registered voters, turnout 77.15%		
Dallas Heard	2055	97.58%
Write-in	51	2.42%
Total	2106	100.00%

State Representative, 3rd District (Vote for 1)		
34472 ballots (14 over voted, 3588 blank voted), 46430 registered voters, turnout 74.25%		
Carl Wilson	22348	72.39%
Tom Johnson	8423	27.29%
Write-in	99	0.32%
Total	30870	100.00%

State Representative, 4th District (Vote for 1)		
5496 ballots (0 over voted, 1866 blank voted), 7019 registered voters, turnout 78.30%		
Duane A Stark	3577	98.54%
Write-in	53	1.46%
Total	3630	100.00%

Statement of Votes Cast by Geography
November 8, 2016 General Election
All Precincts, All Districts, All Contests
Official Results

Page: 3
2016-11-28
10:20:18

Total Ballots Cast: 45364, Registered Voters: 60464, Overall Turnout: 75.03%

Choice	Votes	Vote %
--------	-------	--------

Judge of the Supreme Court, Position 6 (Vote for 1)

45364 ballots (0 over voted, 21106 blank voted), 60464 registered voters, turnout 75.03%

Lynn R Nakamoto	23877	98.43%
Write-in	381	1.57%
Total	24258	100.00%

Judge of the Court of Appeals, Position 5 (Vote for 1)

45364 ballots (1 over voted, 22095 blank voted), 60464 registered voters, turnout 75.03%

Scott Shorr	22972	98.73%
Write-in	296	1.27%
Total	23268	100.00%

Judge of the Court of Appeals, Position 8 (Vote for 1)

45364 ballots (1 over voted, 22883 blank voted), 60464 registered voters, turnout 75.03%

Roger J DeHoog	22184	98.68%
Write-in	296	1.32%
Total	22480	100.00%

County Commissioner, Position 2 (Vote for 1)

45364 ballots (9 over voted, 9956 blank voted), 60464 registered voters, turnout 75.03%

Dan DeYoung	19602	55.37%
Keith Heck	15547	43.92%
Write-in	250	0.71%
Total	35399	100.00%

County Commissioner, Position 3 (Vote for 1)

45364 ballots (3 over voted, 8729 blank voted), 60464 registered voters, turnout 75.03%

Bill Hunker	14307	39.06%
Lily Morgan	22190	60.58%
Write-in	135	0.37%
Total	36632	100.00%

County Clerk & Recorder (Vote for 1)

45364 ballots (5 over voted, 12386 blank voted), 60464 registered voters, turnout 75.03%

James Rafferty	9976	30.26%
Trisha Myers	22920	69.51%
Write-in	77	0.23%
Total	32973	100.00%

County Treasurer (Vote for 1)

45364 ballots (0 over voted, 20505 blank voted), 60464 registered voters, turnout 75.03%

Eva L I Arce	24616	99.02%
Write-in	243	0.98%
Total	24859	100.00%

City of Grants Pass Mayor (Vote for 1)

17442 ballots (0 over voted, 7246 blank voted), 24025 registered voters, turnout 72.60%

Darin Fowler	9949	97.58%
Write-in	247	2.42%
Total	10196	100.00%

City of Grants Pass Council, Ward 1 (Vote for 1)

17442 ballots (1 over voted, 5697 blank voted), 24025 registered voters, turnout 72.60%

Mary Theresa Wertz	5323	45.33%
Tyler Flaming	6378	54.31%
Write-in	43	0.37%
Total	11744	100.00%

Statement of Votes Cast by Geography
November 8, 2016 General Election
All Precincts, All Districts, All Contests
Official Results

Page: 4
2016-11-28
10:20:18

Total Ballots Cast: 45364, Registered Voters: 60464, Overall Turnout: 75.03%

Choice	Votes	Vote %
--------	-------	--------

City of Grants Pass Council, Ward 2 (Vote for 1)

17442 ballots (2 over voted, 5661 blank voted), 24025 registered voters, turnout 72.60%

Chris Burrow	4030	34.21%
Valerie Lovelace	7712	65.47%
Write-in	37	0.31%
Total	11779	100.00%

City of Grants Pass Council, Ward 3 (Vote for 1)

17442 ballots (3 over voted, 9062 blank voted), 24025 registered voters, turnout 72.60%

Dennis J Douglass	2090	24.95%
Don Hartline	2899	34.61%
Jason Sharp	3265	38.98%
Write-in	123	1.47%
Total	8377	100.00%

City of Grants Pass Council, Ward 4 (2 Year Term) (Vote for 1)

17442 ballots (0 over voted, 9194 blank voted), 24025 registered voters, turnout 72.60%

Jason M Anderson	8127	98.53%
Write-in	121	1.47%
Total	8248	100.00%

City of Grants Pass Council, Ward 4 (Vote for 1)

17442 ballots (2 over voted, 7679 blank voted), 24025 registered voters, turnout 72.60%

Barry Eames	6064	62.12%
Ronald F Schutz	3624	37.13%
Write-in	73	0.75%
Total	9761	100.00%

City of Cave Junction Mayor (Vote for 1)

815 ballots (0 over voted, 103 blank voted), 1177 registered voters, turnout 69.24%

Daniel Dalegowski	443	62.22%
Donald G Moore	245	34.41%
Write-in	24	3.37%
Total	712	100.00%

City of Cave Junction Council, Position 2 (Vote for 1)

815 ballots (0 over voted, 234 blank voted), 1177 registered voters, turnout 69.24%

Lindsey B Gillette	316	54.39%
Margaret A Miller	258	44.41%
Write-in	7	1.20%
Total	581	100.00%

City of Cave Junction Council, Position 4 (Vote for 1)

815 ballots (0 over voted, 193 blank voted), 1177 registered voters, turnout 69.24%

Mark Dillinger	317	50.96%
John L Gardiner	301	48.39%
Write-in	4	0.64%
Total	622	100.00%

Josephine Soil & Water Conservation District Director, Zone 1 (Vote for 1)

40383 ballots (0 over voted, 38711 blank voted), 53331 registered voters, turnout 75.72%

Write-in	1672	100.00%
Total	1672	100.00%

Josephine Soil & Water Conservation District Director, Zone 2 (Vote for 1)

40383 ballots (0 over voted, 39025 blank voted), 53331 registered voters, turnout 75.72%

Write-in	1358	100.00%
Total	1358	100.00%

Statement of Votes Cast by Geography
November 8, 2016 General Election
All Precincts, All Districts, All Contests
Official Results

Page: 5
2016-11-28
10:20:18

Total Ballots Cast: 45364, Registered Voters: 60464, Overall Turnout: 75.03%

Choice	Votes	Vote %
Josephine Soil & Water Conservation District Director, Zone 3 (Vote for 1)		
40383 ballots (0 over voted, 39100 blank voted), 53331 registered voters, turnout 75.72%		
Write-in	1283	100.00%
Total	1283	100.00%

Josephine Soil & Water Conservation District Director, At Large 1 (Vote for 1)		
40383 ballots (0 over voted, 39024 blank voted), 53331 registered voters, turnout 75.72%		
Write-in	1359	100.00%
Total	1359	100.00%

Illinois Valley Soil & Water Conservation District Director, Zone 1 (Vote for 1)		
4981 ballots (0 over voted, 4476 blank voted), 7133 registered voters, turnout 69.83%		
Write-in	505	100.00%
Total	505	100.00%

Illinois Valley Soil & Water Conservation District Director, Zone 4 (Vote for 1)		
4981 ballots (0 over voted, 4536 blank voted), 7133 registered voters, turnout 69.83%		
Write-in	445	100.00%
Total	445	100.00%

Illinois Valley Soil & Water Conservation District Director, Zone 5 (Vote for 1)		
4981 ballots (0 over voted, 4567 blank voted), 7133 registered voters, turnout 69.83%		
Write-in	414	100.00%
Total	414	100.00%

Illinois Valley Soil & Water Conservation District Director, At Large 1 (Vote for 1)		
4981 ballots (0 over voted, 4497 blank voted), 7133 registered voters, turnout 69.83%		
Write-in	484	100.00%
Total	484	100.00%

Measure 94 (Vote for 1)		
45364 ballots (7 over voted, 2963 blank voted), 60464 registered voters, turnout 75.03%		
Yes	12636	29.81%
No	29758	70.19%
Total	42394	100.00%

Measure 95 (Vote for 1)		
45364 ballots (3 over voted, 4641 blank voted), 60464 registered voters, turnout 75.03%		
Yes	25611	62.90%
No	15109	37.10%
Total	40720	100.00%

Measure 96 (Vote for 1)		
45364 ballots (6 over voted, 2225 blank voted), 60464 registered voters, turnout 75.03%		
Yes	36031	83.53%
No	7102	16.47%
Total	43133	100.00%

Measure 97 (Vote for 1)		
45364 ballots (18 over voted, 1376 blank voted), 60464 registered voters, turnout 75.03%		
Yes	14786	33.63%
No	29184	66.37%
Total	43970	100.00%

Measure 98 (Vote for 1)		
45364 ballots (5 over voted, 2875 blank voted), 60464 registered voters, turnout 75.03%		
Yes	24710	58.16%
No	17774	41.84%

Statement of Votes Cast by Geography
November 8, 2016 General Election
All Precincts, All Districts, All Contests
Official Results

Page: 6
2016-11-28
10:20:18

Total Ballots Cast: 45364, Registered Voters: 60464, Overall Turnout: 75.03%

Choice	Votes	Vote %
Total	42484	100.00%

Measure 99 (Vote for 1)

45364 ballots (4 over voted, 2903 blank voted), 60464 registered voters, turnout 75.03%

Yes	24433	57.55%
No	18024	42.45%
Total	42457	100.00%

Measure 100 (Vote for 1)

45364 ballots (8 over voted, 3424 blank voted), 60464 registered voters, turnout 75.03%

Yes	25765	61.44%
No	16167	38.56%
Total	41932	100.00%

Measure 17-74 Four-Year Deputies, Prosecution, Treatment and Jail Beds Tax (Vote for 1)

45364 ballots (6 over voted, 2437 blank voted), 60464 registered voters, turnout 75.03%

Yes	16765	39.06%
No	26156	60.94%
Total	42921	100.00%

Measure 17-75 An Ordinance Imposing a Tax on Selling Retail Recreational Marijuana (Vote for 1)

45364 ballots (11 over voted, 1704 blank voted), 60464 registered voters, turnout 75.03%

Yes	34050	78.01%
No	9599	21.99%
Total	43649	100.00%

Measure 17-73 Prohibits marijuana registrants and licensees in Grants Pass (Vote for 1)

17442 ballots (8 over voted, 660 blank voted), 24025 registered voters, turnout 72.60%

Yes	8208	48.93%
No	8566	51.07%
Total	16774	100.00%


Measure 17-76 Five-year local Option Tax for General Operations (Vote for 1)

1234 ballots (0 over voted, 64 blank voted), 1659 registered voters, turnout 74.38%

Yes	589	50.34%
No	581	49.66%
Total	1170	100.00%

State of Oregon
ABSTRACT OF VOTES

I certify that this report accurately summarizes the tally of votes cast at the November 8, 2016 General Election.


Trisha Myers
County Clerk & Recorder
Josephine County, Oregon


Date

Statement of Votes Cast
November 8, 2016 General Election
Josephine County, Oregon

State of Oregon
County of Josephine
ABSTRACT OF VOTES

I certify that this report accurately summarizes the tally of votes for each race and/or measure at the November 8, 2016, General Election.



Trisha Myers
County Clerk & Recorder
Josephine County, Oregon

11/28/2016
Date

PRECINCT LEVEL REPORT

TOTAL PRECINCTS REPORTED	47 OUT OF 47
--------------------------	--------------

TOTAL REGISTERED VOTERS	60,464
TOTAL BALLOTS CAST	45,364
TOTAL VOTER TURNOUT	75.03 %

Statement of Votes Cast by Geography
November 8, 2016 General Election
All Precincts, All Districts, All Contests
Official Results

Page: 1
2016-11-28
11:22:09

Total Ballots Cast: 45364, Registered Voters: 60464, Overall Turnout: 75.03%

Choice	Votes	Vote %
--------	-------	--------

Precinct 01

United States President and Vice President (Vote for 1)

3171 ballots (0 over voted, 62 blank voted), 4218 registered voters, turnout 75.18%

Trump/Pence	1629	52.40%
Clinton/Kaine	1170	37.63%
Stein/Baraka	69	2.22%
Johnson/Weld	131	4.21%
Write-in	110	3.54%
Total	3109	100.00%

US Senator (Vote for 1)

3171 ballots (1 over voted, 106 blank voted), 4218 registered voters, turnout 75.18%

Steven C Reynolds	99	3.23%
Ron Wyden	1482	48.37%
Mark Callahan	1297	42.33%
Eric Navickas	50	1.63%
Jim Lindsay	55	1.80%
Shanti S Lewallen	79	2.58%
Write-in	2	0.07%
Total	3064	100.00%

US Representative, 2nd District (Vote for 1)

3171 ballots (0 over voted, 148 blank voted), 4218 registered voters, turnout 75.18%

Greg Walden	2161	71.49%
James (Jim) Crary	853	28.22%
Write-in	9	0.30%
Total	3023	100.00%

Governor (Vote for 1)

3171 ballots (0 over voted, 136 blank voted), 4218 registered voters, turnout 75.18%

James Foster	79	2.60%
Kate Brown	1279	42.14%
Cliff Thomason	137	4.51%
Aaron Donald Auer	47	1.55%
Bud Pierce	1492	49.16%
Write-in	1	0.03%
Total	3035	100.00%

Secretary of State (Vote for 1)

3171 ballots (2 over voted, 208 blank voted), 4218 registered voters, turnout 75.18%

Sharon L Durbin	85	2.87%
Dennis Richardson	1711	57.78%
Paul Damian Wells	92	3.11%
Brad Avakian	976	32.96%
Alan Zundel	64	2.16%
Michael Marsh	30	1.01%
Write-in	3	0.10%
Total	2961	100.00%

State Treasurer (Vote for 1)

3171 ballots (0 over voted, 293 blank voted), 4218 registered voters, turnout 75.18%

Chris Henry	136	4.73%
Tobias Read	967	33.60%
Jeff Gudman	1540	53.51%
Chris Telfer	232	8.06%
Write-in	3	0.10%
Total	2878	100.00%

Statement of Votes Cast by Geography
November 8, 2016 General Election
All Precincts, All Districts, All Contests
Official Results

Page: 2
2016-11-28
11:22:09

Total Ballots Cast: 45364, Registered Voters: 60464, Overall Turnout: 75.03%

Choice	Votes	Vote %
--------	-------	--------

Attorney General (Vote for 1)

3171 ballots (1 over voted, 270 blank voted), 4218 registered voters, turnout 75.18%

Lars D H Hedbor	96	3.31%
Ellen Rosenblum	1248	43.03%
Daniel Zene Crowe	1552	53.52%
Write-in	4	0.14%
Total	2900	100.00%

State Senator, 2nd District (Vote for 1)

3171 ballots (0 over voted, 1114 blank voted), 4218 registered voters, turnout 75.18%

H Baertschiger Jr	1996	97.03%
Write-in	61	2.97%
Total	2057	100.00%

State Representative, 3rd District (Vote for 1)

3171 ballots (3 over voted, 299 blank voted), 4218 registered voters, turnout 75.18%

Carl Wilson	1964	68.46%
Tom Johnson	899	31.33%
Write-in	6	0.21%
Total	2869	100.00%

Judge of the Supreme Court, Position 6 (Vote for 1)

3171 ballots (0 over voted, 1445 blank voted), 4218 registered voters, turnout 75.18%

Lynn R Nakamoto	1705	98.78%
Write-in	21	1.22%
Total	1726	100.00%

Judge of the Court of Appeals, Position 5 (Vote for 1)

3171 ballots (0 over voted, 1497 blank voted), 4218 registered voters, turnout 75.18%

Scott Shorr	1653	98.75%
Write-in	21	1.25%
Total	1674	100.00%

Judge of the Court of Appeals, Position 8 (Vote for 1)

3171 ballots (0 over voted, 1548 blank voted), 4218 registered voters, turnout 75.18%

Roger J DeHoog	1603	98.77%
Write-in	20	1.23%
Total	1623	100.00%

County Commissioner, Position 2 (Vote for 1)

3171 ballots (1 over voted, 665 blank voted), 4218 registered voters, turnout 75.18%

Dan DeYoung	1520	60.68%
Keith Heck	973	38.84%
Write-in	12	0.48%
Total	2505	100.00%

County Commissioner, Position 3 (Vote for 1)

3171 ballots (0 over voted, 537 blank voted), 4218 registered voters, turnout 75.18%

Bill Hunker	747	28.36%
Lily Morgan	1882	71.45%
Write-in	5	0.19%
Total	2634	100.00%

County Clerk & Recorder (Vote for 1)

3171 ballots (0 over voted, 822 blank voted), 4218 registered voters, turnout 75.18%

James Rafferty	591	25.16%
Trisha Myers	1755	74.71%
Write-in	3	0.13%

Statement of Votes Cast by Geography
November 8, 2016 General Election
All Precincts, All Districts, All Contests
Official Results

Page: 3
2016-11-28
11:22:09

Total Ballots Cast: 45364, Registered Voters: 60464, Overall Turnout: 75.03%

Choice	Votes	Vote %
Total	2349	100.00%

County Treasurer (Vote for 1)

3171 ballots (0 over voted, 1369 blank voted), 4218 registered voters, turnout 75.18%

Eva L I Arce	1787	99.17%
Write-in	15	0.83%
Total	1802	100.00%

City of Grants Pass Mayor (Vote for 1)

3134 ballots (0 over voted, 1267 blank voted), 4174 registered voters, turnout 75.08%

Darin Fowler	1815	97.21%
Write-in	52	2.79%
Total	1867	100.00%

City of Grants Pass Council, Ward 1 (Vote for 1)

3134 ballots (0 over voted, 924 blank voted), 4174 registered voters, turnout 75.08%

Mary Theresa Wertz	995	45.02%
Tyler Flaming	1209	54.71%
Write-in	6	0.27%
Total	2210	100.00%

City of Grants Pass Council, Ward 2 (Vote for 1)

3134 ballots (0 over voted, 942 blank voted), 4174 registered voters, turnout 75.08%

Chris Burrow	648	29.56%
Valerie Lovelace	1537	70.12%
Write-in	7	0.32%
Total	2192	100.00%

City of Grants Pass Council, Ward 3 (Vote for 1)

3134 ballots (1 over voted, 1693 blank voted), 4174 registered voters, turnout 75.08%

Dennis J Douglass	356	24.72%
Don Hartline	468	32.50%
Jason Sharp	587	40.76%
Write-in	29	2.01%
Total	1440	100.00%

City of Grants Pass Council, Ward 4 (2 Year Term) (Vote for 1)

3134 ballots (0 over voted, 1686 blank voted), 4174 registered voters, turnout 75.08%

Jason M Anderson	1428	98.62%
Write-in	20	1.38%
Total	1448	100.00%

City of Grants Pass Council, Ward 4 (Vote for 1)

3134 ballots (0 over voted, 1379 blank voted), 4174 registered voters, turnout 75.08%

Barry Eames	1098	62.56%
Ronald F Schutz	641	36.52%
Write-in	16	0.91%
Total	1755	100.00%

Josephine Soil & Water Conservation District Director, Zone 1 (Vote for 1)

3171 ballots (0 over voted, 3036 blank voted), 4218 registered voters, turnout 75.18%

Write-in	135	100.00%
Total	135	100.00%

Josephine Soil & Water Conservation District Director, Zone 2 (Vote for 1)

3171 ballots (0 over voted, 3054 blank voted), 4218 registered voters, turnout 75.18%

Write-in	117	100.00%
Total	117	100.00%

Statement of Votes Cast by Geography
November 8, 2016 General Election
All Precincts, All Districts, All Contests
Official Results

Page: 4
2016-11-28
11:22:09

Total Ballots Cast: 45364, Registered Voters: 60464, Overall Turnout: 75.03%

Choice	Votes	Vote %
Josephine Soil & Water Conservation District Director, Zone 3 (Vote for 1)		
3171 ballots (0 over voted, 3063 blank voted), 4218 registered voters, turnout 75.18%		
Write-in	108	100.00%
Total	108	100.00%
Josephine Soil & Water Conservation District Director, At Large 1 (Vote for 1)		
3171 ballots (0 over voted, 3053 blank voted), 4218 registered voters, turnout 75.18%		
Write-in	118	100.00%
Total	118	100.00%
Measure 94 (Vote for 1)		
3171 ballots (2 over voted, 193 blank voted), 4218 registered voters, turnout 75.18%		
Yes	964	32.39%
No	2012	67.61%
Total	2976	100.00%
Measure 95 (Vote for 1)		
3171 ballots (0 over voted, 296 blank voted), 4218 registered voters, turnout 75.18%		
Yes	1954	67.97%
No	921	32.03%
Total	2875	100.00%
Measure 96 (Vote for 1)		
3171 ballots (1 over voted, 140 blank voted), 4218 registered voters, turnout 75.18%		
Yes	2509	82.81%
No	521	17.19%
Total	3030	100.00%
Measure 97 (Vote for 1)		
3171 ballots (1 over voted, 100 blank voted), 4218 registered voters, turnout 75.18%		
Yes	1196	38.96%
No	1874	61.04%
Total	3070	100.00%
Measure 98 (Vote for 1)		
3171 ballots (1 over voted, 185 blank voted), 4218 registered voters, turnout 75.18%		
Yes	1881	63.02%
No	1104	36.98%
Total	2985	100.00%
Measure 99 (Vote for 1)		
3171 ballots (0 over voted, 194 blank voted), 4218 registered voters, turnout 75.18%		
Yes	1795	60.30%
No	1182	39.70%
Total	2977	100.00%
Measure 100 (Vote for 1)		
3171 ballots (0 over voted, 239 blank voted), 4218 registered voters, turnout 75.18%		
Yes	1931	65.86%
No	1001	34.14%
Total	2932	100.00%
Measure 17-74 Four-Year Deputies, Prosecution, Treatment and Jail Beds Tax (Vote for 1)		
3171 ballots (0 over voted, 170 blank voted), 4218 registered voters, turnout 75.18%		
Yes	1471	49.02%
No	1530	50.98%
Total	3001	100.00%

Statement of Votes Cast by Geography
November 8, 2016 General Election
All Precincts, All Districts, All Contests
Official Results

Page: 5
2016-11-28
11:22:09

Total Ballots Cast: 45364, Registered Voters: 60464, Overall Turnout: 75.03%

Choice	Votes	Vote %
Measure 17-75 An Ordinance Imposing a Tax on Selling Retail Recreational Marijuana (Vote for 1)		
3171 ballots (2 over voted, 112 blank voted), 4218 registered voters, turnout 75.18%		
Yes	2519	82.40%
No	538	17.60%
Total	3057	100.00%

Measure 17-73 Prohibits marijuana registrants and licensees in Grants Pass (Vote for 1)		
3134 ballots (3 over voted, 106 blank voted), 4174 registered voters, turnout 75.08%		
Yes	1475	48.76%
No	1550	51.24%
Total	3025	100.00%

Precinct 02

United States President and Vice President (Vote for 1)		
4251 ballots (2 over voted, 69 blank voted), 5750 registered voters, turnout 73.93%		
Trump/Pence	2581	61.75%
Clinton/Kaine	1201	28.73%
Stein/Baraka	76	1.82%
Johnson/Weld	175	4.19%
Write-in	147	3.52%
Total	4180	100.00%

US Senator (Vote for 1)		
4251 ballots (3 over voted, 224 blank voted), 5750 registered voters, turnout 73.93%		
Steven C Reynolds	152	3.78%
Ron Wyden	1706	42.40%
Mark Callahan	1951	48.48%
Eric Navickas	60	1.49%
Jim Lindsay	51	1.27%
Shanti S Lewallen	96	2.39%
Write-in	8	0.20%
Total	4024	100.00%

US Representative, 2nd District (Vote for 1)		
4251 ballots (2 over voted, 233 blank voted), 5750 registered voters, turnout 73.93%		
Greg Walden	3169	78.91%
James (Jim) Crary	829	20.64%
Write-in	18	0.45%
Total	4016	100.00%

Governor (Vote for 1)		
4251 ballots (0 over voted, 221 blank voted), 5750 registered voters, turnout 73.93%		
James Foster	100	2.48%
Kate Brown	1380	34.24%
Cliff Thomason	165	4.09%
Aaron Donald Auer	65	1.61%
Bud Pierce	2314	57.42%
Write-in	6	0.15%
Total	4030	100.00%

Secretary of State (Vote for 1)		
4251 ballots (3 over voted, 328 blank voted), 5750 registered voters, turnout 73.93%		
Sharon L Durbin	101	2.58%
Dennis Richardson	2571	65.59%
Paul Damian Wells	131	3.34%
Brad Avakian	1017	25.94%
Alan Zundel	52	1.33%
Michael Marsh	42	1.07%
Write-in	6	0.15%

Statement of Votes Cast by Geography
November 8, 2016 General Election
All Precincts, All Districts, All Contests
Official Results

Page: 6
2016-11-28
11:22:09

Total Ballots Cast: 45364, Registered Voters: 60464, Overall Turnout: 75.03%

Choice	Votes	Vote %
Total	3920	100.00%

State Treasurer (Vote for 1)

4251 ballots (1 over voted, 456 blank voted), 5750 registered voters, turnout 73.93%

Chris Henry	139	3.66%
Tobias Read	1035	27.28%
Jeff Gudman	2270	59.83%
Chris Telfer	346	9.12%
Write-in	4	0.11%
Total	3794	100.00%

Attorney General (Vote for 1)

4251 ballots (1 over voted, 452 blank voted), 5750 registered voters, turnout 73.93%

Lars D H Hedbor	114	3.00%
Ellen Rosenblum	1366	35.97%
Daniel Zene Crowe	2312	60.87%
Write-in	6	0.16%
Total	3798	100.00%

State Senator, 2nd District (Vote for 1)

4251 ballots (0 over voted, 1379 blank voted), 5750 registered voters, turnout 73.93%

H Baertschiger Jr	2815	98.02%
Write-in	57	1.98%
Total	2872	100.00%

State Representative, 3rd District (Vote for 1)

4251 ballots (1 over voted, 493 blank voted), 5750 registered voters, turnout 73.93%

Carl Wilson	2843	75.67%
Tom Johnson	897	23.88%
Write-in	17	0.45%
Total	3757	100.00%

Judge of the Supreme Court, Position 6 (Vote for 1)

4251 ballots (0 over voted, 1954 blank voted), 5750 registered voters, turnout 73.93%

Lynn R Nakamoto	2267	98.69%
Write-in	30	1.31%
Total	2297	100.00%

Judge of the Court of Appeals, Position 5 (Vote for 1)

4251 ballots (0 over voted, 2008 blank voted), 5750 registered voters, turnout 73.93%

Scott Shorr	2217	98.84%
Write-in	26	1.16%
Total	2243	100.00%

Judge of the Court of Appeals, Position 8 (Vote for 1)

4251 ballots (0 over voted, 2056 blank voted), 5750 registered voters, turnout 73.93%

Roger J DeHoog	2168	98.77%
Write-in	27	1.23%
Total	2195	100.00%

County Commissioner, Position 2 (Vote for 1)

4251 ballots (1 over voted, 990 blank voted), 5750 registered voters, turnout 73.93%

Dan DeYoung	1766	54.17%
Keith Heck	1471	45.12%
Write-in	23	0.71%
Total	3260	100.00%

Statement of Votes Cast by Geography
November 8, 2016 General Election
All Precincts, All Districts, All Contests
Official Results

Page: 7
2016-11-28
11:22:09

Total Ballots Cast: 45364, Registered Voters: 60464, Overall Turnout: 75.03%

Choice	Votes	Vote %
--------	-------	--------

County Commissioner, Position 3 (Vote for 1)

4251 ballots (0 over voted, 871 blank voted), 5750 registered voters, turnout 73.93%

Bill Hunker	1231	36.42%
Lily Morgan	2137	63.22%
Write-in	12	0.36%
Total	3380	100.00%

County Clerk & Recorder (Vote for 1)

4251 ballots (2 over voted, 1194 blank voted), 5750 registered voters, turnout 73.93%

James Rafferty	888	29.07%
Trisha Myers	2156	70.57%
Write-in	11	0.36%
Total	3055	100.00%

County Treasurer (Vote for 1)

4251 ballots (0 over voted, 1830 blank voted), 5750 registered voters, turnout 73.93%

Eva L I Arce	2399	99.09%
Write-in	22	0.91%
Total	2421	100.00%

City of Grants Pass Mayor (Vote for 1)

4251 ballots (0 over voted, 1780 blank voted), 5750 registered voters, turnout 73.93%

Darin Fowler	2412	97.61%
Write-in	59	2.39%
Total	2471	100.00%

City of Grants Pass Council, Ward 1 (Vote for 1)

4251 ballots (1 over voted, 1459 blank voted), 5750 registered voters, turnout 73.93%

Mary Theresa Wertz	1291	46.26%
Tyler Flaming	1489	53.35%
Write-in	11	0.39%
Total	2791	100.00%

City of Grants Pass Council, Ward 2 (Vote for 1)

4251 ballots (1 over voted, 1475 blank voted), 5750 registered voters, turnout 73.93%

Chris Burrow	1026	36.97%
Valerie Lovelace	1738	62.63%
Write-in	11	0.40%
Total	2775	100.00%

City of Grants Pass Council, Ward 3 (Vote for 1)

4251 ballots (2 over voted, 2220 blank voted), 5750 registered voters, turnout 73.93%

Dennis J Douglass	532	26.22%
Don Hartline	711	35.04%
Jason Sharp	762	37.56%
Write-in	24	1.18%
Total	2029	100.00%

City of Grants Pass Council, Ward 4 (2 Year Term) (Vote for 1)

4251 ballots (0 over voted, 2213 blank voted), 5750 registered voters, turnout 73.93%

Jason M Anderson	2007	98.48%
Write-in	31	1.52%
Total	2038	100.00%

City of Grants Pass Council, Ward 4 (Vote for 1)

4251 ballots (2 over voted, 1888 blank voted), 5750 registered voters, turnout 73.93%

Barry Eames	1467	62.13%
Ronald F Schutz	877	37.15%
Write-in	17	0.72%

Statement of Votes Cast by Geography
November 8, 2016 General Election
All Precincts, All Districts, All Contests
Official Results

Page: 8
2016-11-28
11:22:09

Total Ballots Cast: 45364, Registered Voters: 60464, Overall Turnout: 75.03%

Choice	Votes	Vote %
Total	2361	100.00%

Josephine Soil & Water Conservation District Director, Zone 1 (Vote for 1)

4251 ballots (0 over voted, 4065 blank voted), 5750 registered voters, turnout 73.93%

Write-in	186	100.00%
Total	186	100.00%

Josephine Soil & Water Conservation District Director, Zone 2 (Vote for 1)

4251 ballots (0 over voted, 4107 blank voted), 5750 registered voters, turnout 73.93%

Write-in	144	100.00%
Total	144	100.00%

Josephine Soil & Water Conservation District Director, Zone 3 (Vote for 1)

4251 ballots (0 over voted, 4122 blank voted), 5750 registered voters, turnout 73.93%

Write-in	129	100.00%
Total	129	100.00%

Josephine Soil & Water Conservation District Director, At Large 1 (Vote for 1)

4251 ballots (0 over voted, 4119 blank voted), 5750 registered voters, turnout 73.93%

Write-in	132	100.00%
Total	132	100.00%

Measure 94 (Vote for 1)

4251 ballots (0 over voted, 314 blank voted), 5750 registered voters, turnout 73.93%

Yes	1149	29.18%
No	2788	70.82%
Total	3937	100.00%

Measure 95 (Vote for 1)

4251 ballots (1 over voted, 479 blank voted), 5750 registered voters, turnout 73.93%

Yes	2472	65.55%
No	1299	34.45%
Total	3771	100.00%

Measure 96 (Vote for 1)

4251 ballots (1 over voted, 250 blank voted), 5750 registered voters, turnout 73.93%

Yes	3394	84.85%
No	606	15.15%
Total	4000	100.00%

Measure 97 (Vote for 1)

4251 ballots (4 over voted, 167 blank voted), 5750 registered voters, turnout 73.93%

Yes	1296	31.76%
No	2784	68.24%
Total	4080	100.00%

Measure 98 (Vote for 1)

4251 ballots (0 over voted, 303 blank voted), 5750 registered voters, turnout 73.93%

Yes	2297	58.18%
No	1651	41.82%
Total	3948	100.00%

Measure 99 (Vote for 1)

4251 ballots (1 over voted, 314 blank voted), 5750 registered voters, turnout 73.93%

Yes	2317	58.87%
No	1619	41.13%
Total	3936	100.00%

Statement of Votes Cast by Geography
November 8, 2016 General Election
All Precincts, All Districts, All Contests
Official Results

Page: 9
2016-11-28
11:22:09

Total Ballots Cast: 45364, Registered Voters: 60464, Overall Turnout: 75.03%

Choice	Votes	Vote %
--------	-------	--------

Measure 100 (Vote for 1)

4251 ballots (0 over voted, 397 blank voted), 5750 registered voters, turnout 73.93%

Yes	2361	61.26%
No	1493	38.74%
Total	3854	100.00%

Measure 17-74 Four-Year Deputies, Prosecution, Treatment and Jail Beds Tax (Vote for 1)

4251 ballots (0 over voted, 271 blank voted), 5750 registered voters, turnout 73.93%

Yes	1713	43.04%
No	2267	56.96%
Total	3980	100.00%

Measure 17-75 An Ordinance Imposing a Tax on Selling Retail Recreational Marijuana (Vote for 1)

4251 ballots (0 over voted, 199 blank voted), 5750 registered voters, turnout 73.93%

Yes	3327	82.11%
No	725	17.89%
Total	4052	100.00%

Measure 17-73 Prohibits marijuana registrants and licensees in Grants Pass (Vote for 1)

4251 ballots (3 over voted, 167 blank voted), 5750 registered voters, turnout 73.93%

Yes	2074	50.82%
No	2007	49.18%
Total	4081	100.00%

Precinct 03

United States President and Vice President (Vote for 1)

1434 ballots (0 over voted, 21 blank voted), 1889 registered voters, turnout 75.91%

Trump/Pence	806	57.04%
Clinton/Kaine	451	31.92%
Stein/Baraka	29	2.05%
Johnson/Weld	72	5.10%
Write-in	55	3.89%
Total	1413	100.00%

US Senator (Vote for 1)

1434 ballots (0 over voted, 53 blank voted), 1889 registered voters, turnout 75.91%

Steven C Reynolds	51	3.69%
Ron Wyden	598	43.30%
Mark Callahan	658	47.65%
Eric Navickas	23	1.67%
Jim Lindsay	14	1.01%
Shanti S Lewallen	36	2.61%
Write-in	1	0.07%
Total	1381	100.00%

US Representative, 2nd District (Vote for 1)

1434 ballots (0 over voted, 72 blank voted), 1889 registered voters, turnout 75.91%

Greg Walden	1050	77.09%
James (Jim) Crary	304	22.32%
Write-in	8	0.59%
Total	1362	100.00%

Governor (Vote for 1)

1434 ballots (0 over voted, 54 blank voted), 1889 registered voters, turnout 75.91%

James Foster	44	3.19%
Kate Brown	494	35.80%
Cliff Thomason	76	5.51%
Aaron Donald Auer	18	1.30%
Bud Pierce	748	54.20%

Statement of Votes Cast by Geography
November 8, 2016 General Election
All Precincts, All Districts, All Contests
Official Results

Page: 10
2016-11-28
11:22:09

Total Ballots Cast: 45364, Registered Voters: 60464, Overall Turnout: 75.03%

Choice	Votes	Vote %
Write-in	0	0.00%
Total	1380	100.00%

Secretary of State (Vote for 1)

1434 ballots (1 over voted, 88 blank voted), 1889 registered voters, turnout 75.91%

Sharon L Durbin	46	3.42%
Dennis Richardson	844	62.75%
Paul Damian Wells	45	3.35%
Brad Avakian	377	28.03%
Alan Zundel	16	1.19%
Michael Marsh	16	1.19%
Write-in	1	0.07%
Total	1345	100.00%

State Treasurer (Vote for 1)

1434 ballots (0 over voted, 121 blank voted), 1889 registered voters, turnout 75.91%

Chris Henry	53	4.04%
Tobias Read	360	27.42%
Jeff Gudman	780	59.41%
Chris Telfer	120	9.14%
Write-in	0	0.00%
Total	1313	100.00%

Attorney General (Vote for 1)

1434 ballots (0 over voted, 123 blank voted), 1889 registered voters, turnout 75.91%

Lars D H Hedbor	49	3.74%
Ellen Rosenblum	488	37.22%
Daniel Zene Crowe	773	58.96%
Write-in	1	0.08%
Total	1311	100.00%

State Senator, 2nd District (Vote for 1)

1434 ballots (0 over voted, 473 blank voted), 1889 registered voters, turnout 75.91%

H Baertschiger Jr	925	96.25%
Write-in	36	3.75%
Total	961	100.00%

State Representative, 3rd District (Vote for 1)

1434 ballots (1 over voted, 141 blank voted), 1889 registered voters, turnout 75.91%

Carl Wilson	966	74.77%
Tom Johnson	325	25.15%
Write-in	1	0.08%
Total	1292	100.00%

Judge of the Supreme Court, Position 6 (Vote for 1)

1434 ballots (0 over voted, 672 blank voted), 1889 registered voters, turnout 75.91%

Lynn R Nakamoto	750	98.43%
Write-in	12	1.57%
Total	762	100.00%

Judge of the Court of Appeals, Position 5 (Vote for 1)

1434 ballots (0 over voted, 686 blank voted), 1889 registered voters, turnout 75.91%

Scott Shorr	739	98.80%
Write-in	9	1.20%
Total	748	100.00%

Judge of the Court of Appeals, Position 8 (Vote for 1)

1434 ballots (0 over voted, 701 blank voted), 1889 registered voters, turnout 75.91%

Roger J DeHoog	724	98.77%
Write-in	9	1.23%

Statement of Votes Cast by Geography
November 8, 2016 General Election
All Precincts, All Districts, All Contests
Official Results

Page: 11
2016-11-28
11:22:09

Total Ballots Cast: 45364, Registered Voters: 60464, Overall Turnout: 75.03%

Choice	Votes	Vote %
Total	733	100.00%

County Commissioner, Position 2 (Vote for 1)

1434 ballots (1 over voted, 291 blank voted), 1889 registered voters, turnout 75.91%

Dan DeYoung	652	57.09%
Keith Heck	485	42.47%
Write-in	5	0.44%
Total	1142	100.00%

County Commissioner, Position 3 (Vote for 1)

1434 ballots (0 over voted, 249 blank voted), 1889 registered voters, turnout 75.91%

Bill Hunker	368	31.05%
Lily Morgan	814	68.69%
Write-in	3	0.25%
Total	1185	100.00%

County Clerk & Recorder (Vote for 1)

1434 ballots (0 over voted, 356 blank voted), 1889 registered voters, turnout 75.91%

James Rafferty	295	27.37%
Trisha Myers	781	72.45%
Write-in	2	0.19%
Total	1078	100.00%

County Treasurer (Vote for 1)

1434 ballots (0 over voted, 644 blank voted), 1889 registered voters, turnout 75.91%

Eva L I Arce	782	98.99%
Write-in	8	1.01%
Total	790	100.00%

City of Grants Pass Mayor (Vote for 1)

1424 ballots (0 over voted, 588 blank voted), 1879 registered voters, turnout 75.78%

Darin Fowler	812	97.13%
Write-in	24	2.87%
Total	836	100.00%

City of Grants Pass Council, Ward 1 (Vote for 1)

1424 ballots (0 over voted, 432 blank voted), 1879 registered voters, turnout 75.78%

Mary Theresa Wertz	408	41.13%
Tyler Flaming	583	58.77%
Write-in	1	0.10%
Total	992	100.00%

City of Grants Pass Council, Ward 2 (Vote for 1)

1424 ballots (0 over voted, 364 blank voted), 1879 registered voters, turnout 75.78%

Chris Burrow	298	28.11%
Valerie Lovelace	761	71.79%
Write-in	1	0.09%
Total	1060	100.00%

City of Grants Pass Council, Ward 3 (Vote for 1)

1424 ballots (0 over voted, 763 blank voted), 1879 registered voters, turnout 75.78%

Dennis J Douglass	160	24.21%
Don Hartline	218	32.98%
Jason Sharp	268	40.54%
Write-in	15	2.27%
Total	661	100.00%

Statement of Votes Cast by Geography
November 8, 2016 General Election
All Precincts, All Districts, All Contests
Official Results

Page: 12
2016-11-28
11:22:09

Total Ballots Cast: 45364, Registered Voters: 60464, Overall Turnout: 75.03%

Choice	Votes	Vote %
City of Grants Pass Council, Ward 4 (2 Year Term) (Vote for 1)		
1424 ballots (0 over voted, 768 blank voted), 1879 registered voters, turnout 75.78%		
Jason M Anderson	645	98.32%
Write-in	11	1.68%
Total	656	100.00%

City of Grants Pass Council, Ward 4 (Vote for 1)		
1424 ballots (0 over voted, 621 blank voted), 1879 registered voters, turnout 75.78%		
Barry Eames	534	66.50%
Ronald F Schutz	264	32.88%
Write-in	5	0.62%
Total	803	100.00%

Josephine Soil & Water Conservation District Director, Zone 1 (Vote for 1)		
1434 ballots (0 over voted, 1357 blank voted), 1889 registered voters, turnout 75.91%		
Write-in	77	100.00%
Total	77	100.00%

Josephine Soil & Water Conservation District Director, Zone 2 (Vote for 1)		
1434 ballots (0 over voted, 1380 blank voted), 1889 registered voters, turnout 75.91%		
Write-in	54	100.00%
Total	54	100.00%

Josephine Soil & Water Conservation District Director, Zone 3 (Vote for 1)		
1434 ballots (0 over voted, 1382 blank voted), 1889 registered voters, turnout 75.91%		
Write-in	52	100.00%
Total	52	100.00%

Josephine Soil & Water Conservation District Director, At Large 1 (Vote for 1)		
1434 ballots (0 over voted, 1376 blank voted), 1889 registered voters, turnout 75.91%		
Write-in	58	100.00%
Total	58	100.00%

Measure 94 (Vote for 1)		
1434 ballots (0 over voted, 94 blank voted), 1889 registered voters, turnout 75.91%		
Yes	447	33.36%
No	893	66.64%
Total	1340	100.00%

Measure 95 (Vote for 1)		
1434 ballots (0 over voted, 153 blank voted), 1889 registered voters, turnout 75.91%		
Yes	824	64.32%
No	457	35.68%
Total	1281	100.00%

Measure 96 (Vote for 1)		
1434 ballots (0 over voted, 82 blank voted), 1889 registered voters, turnout 75.91%		
Yes	1105	81.73%
No	247	18.27%
Total	1352	100.00%

Measure 97 (Vote for 1)		
1434 ballots (0 over voted, 40 blank voted), 1889 registered voters, turnout 75.91%		
Yes	474	34.00%
No	920	66.00%
Total	1394	100.00%

Statement of Votes Cast by Geography
November 8, 2016 General Election
All Precincts, All Districts, All Contests
Official Results

Page: 13
2016-11-28
11:22:09

Total Ballots Cast: 45364, Registered Voters: 60464, Overall Turnout: 75.03%

Choice	Votes	Vote %
--------	-------	--------

Measure 98 (Vote for 1)

1434 ballots (0 over voted, 99 blank voted), 1889 registered voters, turnout 75.91%

Yes	780	58.43%
No	555	41.57%
Total	1335	100.00%

Measure 99 (Vote for 1)

1434 ballots (0 over voted, 106 blank voted), 1889 registered voters, turnout 75.91%

Yes	784	59.04%
No	544	40.96%
Total	1328	100.00%

Measure 100 (Vote for 1)

1434 ballots (0 over voted, 125 blank voted), 1889 registered voters, turnout 75.91%

Yes	802	61.27%
No	507	38.73%
Total	1309	100.00%

Measure 17-74 Four-Year Deputies, Prosecution, Treatment and Jail Beds Tax (Vote for 1)

1434 ballots (0 over voted, 84 blank voted), 1889 registered voters, turnout 75.91%

Yes	620	45.93%
No	730	54.07%
Total	1350	100.00%

Measure 17-75 An Ordinance Imposing a Tax on Selling Retail Recreational Marijuana (Vote for 1)

1434 ballots (0 over voted, 64 blank voted), 1889 registered voters, turnout 75.91%

Yes	1125	82.12%
No	245	17.88%
Total	1370	100.00%

Measure 17-73 Prohibits marijuana registrants and licensees in Grants Pass (Vote for 1)

1424 ballots (0 over voted, 53 blank voted), 1879 registered voters, turnout 75.78%

Yes	712	51.93%
No	659	48.07%
Total	1371	100.00%

Precinct 04

United States President and Vice President (Vote for 1)

1234 ballots (0 over voted, 25 blank voted), 1804 registered voters, turnout 68.40%

Trump/Pence	621	51.36%
Clinton/Kaine	445	36.81%
Stein/Baraka	34	2.81%
Johnson/Weld	68	5.62%
Write-in	41	3.39%
Total	1209	100.00%

US Senator (Vote for 1)

1234 ballots (3 over voted, 61 blank voted), 1804 registered voters, turnout 68.40%

Steven C Reynolds	46	3.93%
Ron Wyden	612	52.31%
Mark Callahan	445	38.03%
Eric Navickas	21	1.79%
Jim Lindsay	13	1.11%
Shanti S Lewallen	31	2.65%
Write-in	2	0.17%
Total	1170	100.00%

Statement of Votes Cast by Geography
November 8, 2016 General Election
All Precincts, All Districts, All Contests
Official Results

Page: 14
2016-11-28
11:22:09

Total Ballots Cast: 45364, Registered Voters: 60464, Overall Turnout: 75.03%

Choice	Votes	Vote %
--------	-------	--------

US Representative, 2nd District (Vote for 1)

1234 ballots (0 over voted, 71 blank voted), 1804 registered voters, turnout 68.40%

Greg Walden	823	70.77%
James (Jim) Crary	332	28.55%
Write-in	8	0.69%
Total	1163	100.00%

Governor (Vote for 1)

1234 ballots (1 over voted, 72 blank voted), 1804 registered voters, turnout 68.40%

James Foster	29	2.50%
Kate Brown	507	43.67%
Cliff Thomason	61	5.25%
Aaron Donald Auer	26	2.24%
Bud Pierce	535	46.08%
Write-in	3	0.26%
Total	1161	100.00%

Secretary of State (Vote for 1)

1234 ballots (0 over voted, 100 blank voted), 1804 registered voters, turnout 68.40%

Sharon L Durbin	35	3.09%
Dennis Richardson	615	54.23%
Paul Damian Wells	49	4.32%
Brad Avakian	385	33.95%
Alan Zundel	29	2.56%
Michael Marsh	18	1.59%
Write-in	3	0.26%
Total	1134	100.00%

State Treasurer (Vote for 1)

1234 ballots (0 over voted, 126 blank voted), 1804 registered voters, turnout 68.40%

Chris Henry	55	4.96%
Tobias Read	378	34.12%
Jeff Gudman	556	50.18%
Chris Telfer	114	10.29%
Write-in	5	0.45%
Total	1108	100.00%

Attorney General (Vote for 1)

1234 ballots (0 over voted, 126 blank voted), 1804 registered voters, turnout 68.40%

Lars D H Hedbor	38	3.43%
Ellen Rosenblum	480	43.32%
Daniel Zene Crowe	583	52.62%
Write-in	7	0.63%
Total	1108	100.00%

State Senator, 2nd District (Vote for 1)

1234 ballots (0 over voted, 402 blank voted), 1804 registered voters, turnout 68.40%

H Baertschiger Jr	799	96.03%
Write-in	33	3.97%
Total	832	100.00%

State Representative, 3rd District (Vote for 1)

1234 ballots (0 over voted, 141 blank voted), 1804 registered voters, turnout 68.40%

Carl Wilson	757	69.26%
Tom Johnson	328	30.01%
Write-in	8	0.73%
Total	1093	100.00%

Statement of Votes Cast by Geography
November 8, 2016 General Election
All Precincts, All Districts, All Contests
Official Results

Page: 15
2016-11-28
11:22:09

Total Ballots Cast: 45364, Registered Voters: 60464, Overall Turnout: 75.03%

Choice	Votes	Vote %
Judge of the Supreme Court, Position 6 (Vote for 1)		
1234 ballots (0 over voted, 524 blank voted), 1804 registered voters, turnout 68.40%		
Lynn R Nakamoto	704	99.15%
Write-in	6	0.85%
Total	710	100.00%
Judge of the Court of Appeals, Position 5 (Vote for 1)		
1234 ballots (0 over voted, 544 blank voted), 1804 registered voters, turnout 68.40%		
Scott Shorr	686	99.42%
Write-in	4	0.58%
Total	690	100.00%
Judge of the Court of Appeals, Position 8 (Vote for 1)		
1234 ballots (0 over voted, 562 blank voted), 1804 registered voters, turnout 68.40%		
Roger J DeHoog	667	99.26%
Write-in	5	0.74%
Total	672	100.00%
County Commissioner, Position 2 (Vote for 1)		
1234 ballots (0 over voted, 279 blank voted), 1804 registered voters, turnout 68.40%		
Dan DeYoung	534	55.92%
Keith Heck	411	43.04%
Write-in	10	1.05%
Total	955	100.00%
County Commissioner, Position 3 (Vote for 1)		
1234 ballots (0 over voted, 247 blank voted), 1804 registered voters, turnout 68.40%		
Bill Hunker	291	29.48%
Lily Morgan	686	69.50%
Write-in	10	1.01%
Total	987	100.00%
County Clerk & Recorder (Vote for 1)		
1234 ballots (0 over voted, 341 blank voted), 1804 registered voters, turnout 68.40%		
James Rafferty	242	27.10%
Trisha Myers	648	72.56%
Write-in	3	0.34%
Total	893	100.00%
County Treasurer (Vote for 1)		
1234 ballots (0 over voted, 520 blank voted), 1804 registered voters, turnout 68.40%		
Eva L I Arce	708	99.16%
Write-in	6	0.84%
Total	714	100.00%
City of Grants Pass Mayor (Vote for 1)		
1208 ballots (0 over voted, 471 blank voted), 1768 registered voters, turnout 68.33%		
Darin Fowler	712	96.61%
Write-in	25	3.39%
Total	737	100.00%
City of Grants Pass Council, Ward 1 (Vote for 1)		
1208 ballots (0 over voted, 387 blank voted), 1768 registered voters, turnout 68.33%		
Mary Theresa Wertz	393	47.87%
Tyler Flaming	423	51.52%
Write-in	5	0.61%
Total	821	100.00%

Statement of Votes Cast by Geography
November 8, 2016 General Election
All Precincts, All Districts, All Contests
Official Results

Page: 16
2016-11-28
11:22:09

Total Ballots Cast: 45364, Registered Voters: 60464, Overall Turnout: 75.03%

Choice	Votes	Vote %
--------	-------	--------

City of Grants Pass Council, Ward 2 (Vote for 1)

1208 ballots (0 over voted, 353 blank voted), 1768 registered voters, turnout 68.33%

Chris Burrow	257	30.06%
Valerie Lovelace	595	69.59%
Write-in	3	0.35%
Total	855	100.00%

City of Grants Pass Council, Ward 3 (Vote for 1)

1208 ballots (0 over voted, 585 blank voted), 1768 registered voters, turnout 68.33%

Dennis J Douglass	141	22.63%
Don Hartline	214	34.35%
Jason Sharp	259	41.57%
Write-in	9	1.44%
Total	623	100.00%

City of Grants Pass Council, Ward 4 (2 Year Term) (Vote for 1)

1208 ballots (0 over voted, 599 blank voted), 1768 registered voters, turnout 68.33%

Jason M Anderson	601	98.69%
Write-in	8	1.31%
Total	609	100.00%

City of Grants Pass Council, Ward 4 (Vote for 1)

1208 ballots (0 over voted, 502 blank voted), 1768 registered voters, turnout 68.33%

Barry Eames	439	62.18%
Ronald F Schutz	260	36.83%
Write-in	7	0.99%
Total	706	100.00%

Josephine Soil & Water Conservation District Director, Zone 1 (Vote for 1)

1234 ballots (0 over voted, 1171 blank voted), 1804 registered voters, turnout 68.40%

Write-in	63	100.00%
Total	63	100.00%

Josephine Soil & Water Conservation District Director, Zone 2 (Vote for 1)

1234 ballots (0 over voted, 1178 blank voted), 1804 registered voters, turnout 68.40%

Write-in	56	100.00%
Total	56	100.00%

Josephine Soil & Water Conservation District Director, Zone 3 (Vote for 1)

1234 ballots (0 over voted, 1186 blank voted), 1804 registered voters, turnout 68.40%

Write-in	48	100.00%
Total	48	100.00%

Josephine Soil & Water Conservation District Director, At Large 1 (Vote for 1)

1234 ballots (0 over voted, 1190 blank voted), 1804 registered voters, turnout 68.40%

Write-in	44	100.00%
Total	44	100.00%

Measure 94 (Vote for 1)

1234 ballots (0 over voted, 104 blank voted), 1804 registered voters, turnout 68.40%

Yes	377	33.36%
No	753	66.64%
Total	1130	100.00%

Measure 95 (Vote for 1)

1234 ballots (0 over voted, 155 blank voted), 1804 registered voters, turnout 68.40%

Yes	749	69.42%
No	330	30.58%

Statement of Votes Cast by Geography
November 8, 2016 General Election
All Precincts, All Districts, All Contests
Official Results

Page: 17
2016-11-28
11:22:09

Total Ballots Cast: 45364, Registered Voters: 60464, Overall Turnout: 75.03%

Choice	Votes	Vote %
Total	1079	100.00%

Measure 96 (Vote for 1)

1234 ballots (0 over voted, 83 blank voted), 1804 registered voters, turnout 68.40%

Yes	1005	87.32%
No	146	12.68%
Total	1151	100.00%

Measure 97 (Vote for 1)

1234 ballots (0 over voted, 53 blank voted), 1804 registered voters, turnout 68.40%

Yes	464	39.29%
No	717	60.71%
Total	1181	100.00%

Measure 98 (Vote for 1)

1234 ballots (1 over voted, 96 blank voted), 1804 registered voters, turnout 68.40%

Yes	785	69.04%
No	352	30.96%
Total	1137	100.00%

Measure 99 (Vote for 1)

1234 ballots (0 over voted, 103 blank voted), 1804 registered voters, turnout 68.40%

Yes	728	64.37%
No	403	35.63%
Total	1131	100.00%

Measure 100 (Vote for 1)

1234 ballots (0 over voted, 121 blank voted), 1804 registered voters, turnout 68.40%

Yes	731	65.68%
No	382	34.32%
Total	1113	100.00%

Measure 17-74 Four-Year Deputies, Prosecution, Treatment and Jail Beds Tax (Vote for 1)

1234 ballots (0 over voted, 100 blank voted), 1804 registered voters, turnout 68.40%

Yes	529	46.65%
No	605	53.35%
Total	1134	100.00%

Measure 17-75 An Ordinance Imposing a Tax on Selling Retail Recreational Marijuana (Vote for 1)

1234 ballots (0 over voted, 60 blank voted), 1804 registered voters, turnout 68.40%

Yes	935	79.64%
No	239	20.36%
Total	1174	100.00%

Measure 17-73 Prohibits marijuana registrants and licensees in Grants Pass (Vote for 1)

1208 ballots (1 over voted, 56 blank voted), 1768 registered voters, turnout 68.33%

Yes	547	47.52%
No	604	52.48%
Total	1151	100.00%

Precinct 05

United States President and Vice President (Vote for 1)

1259 ballots (1 over voted, 20 blank voted), 1842 registered voters, turnout 68.35%

Trump/Pence	659	53.23%
Clinton/Kaine	441	35.62%
Stein/Baraka	24	1.94%
Johnson/Weld	63	5.09%
Write-in	51	4.12%

Statement of Votes Cast by Geography
November 8, 2016 General Election
All Precincts, All Districts, All Contests
Official Results

Page: 18
2016-11-28
11:22:09

Total Ballots Cast: 45364, Registered Voters: 60464, Overall Turnout: 75.03%

Choice	Votes	Vote %
Total	1238	100.00%

US Senator (Vote for 1)

1259 ballots (0 over voted, 67 blank voted), 1842 registered voters, turnout 68.35%

Steven C Reynolds	42	3.52%
Ron Wyden	569	47.73%
Mark Callahan	509	42.70%
Eric Navickas	16	1.34%
Jim Lindsay	20	1.68%
Shanti S Lewallen	35	2.94%
Write-in	1	0.08%
Total	1192	100.00%

US Representative, 2nd District (Vote for 1)

1259 ballots (0 over voted, 79 blank voted), 1842 registered voters, turnout 68.35%

Greg Walden	866	73.39%
James (Jim) Crary	308	26.10%
Write-in	6	0.51%
Total	1180	100.00%

Governor (Vote for 1)

1259 ballots (0 over voted, 56 blank voted), 1842 registered voters, turnout 68.35%

James Foster	33	2.74%
Kate Brown	465	38.65%
Cliff Thomason	64	5.32%
Aaron Donald Auer	33	2.74%
Bud Pierce	607	50.46%
Write-in	1	0.08%
Total	1203	100.00%

Secretary of State (Vote for 1)

1259 ballots (1 over voted, 102 blank voted), 1842 registered voters, turnout 68.35%

Sharon L Durbin	36	3.11%
Dennis Richardson	663	57.35%
Paul Damian Wells	46	3.98%
Brad Avakian	378	32.70%
Alan Zundel	13	1.12%
Michael Marsh	19	1.64%
Write-in	1	0.09%
Total	1156	100.00%

State Treasurer (Vote for 1)

1259 ballots (0 over voted, 144 blank voted), 1842 registered voters, turnout 68.35%

Chris Henry	54	4.84%
Tobias Read	343	30.76%
Jeff Gudman	594	53.27%
Chris Telfer	123	11.03%
Write-in	1	0.09%
Total	1115	100.00%

Attorney General (Vote for 1)

1259 ballots (0 over voted, 146 blank voted), 1842 registered voters, turnout 68.35%

Lars D H Hedbor	38	3.41%
Ellen Rosenblum	470	42.23%
Daniel Zene Crowe	604	54.27%
Write-in	1	0.09%
Total	1113	100.00%

State Senator, 2nd District (Vote for 1)

1259 ballots (0 over voted, 423 blank voted), 1842 registered voters, turnout 68.35%

H Baertschiger Jr	813	97.25%
-------------------	-----	--------

Statement of Votes Cast by Geography
November 8, 2016 General Election
All Precincts, All Districts, All Contests
Official Results

Page: 19
2016-11-28
11:22:09

Total Ballots Cast: 45364, Registered Voters: 60464, Overall Turnout: 75.03%

Choice	Votes	Vote %
Write-in	23	2.75%
Total	836	100.00%

State Representative, 3rd District (Vote for 1)

1259 ballots (1 over voted, 155 blank voted), 1842 registered voters, turnout 68.35%

Carl Wilson	775	70.26%
Tom Johnson	325	29.47%
Write-in	3	0.27%
Total	1103	100.00%

Judge of the Supreme Court, Position 6 (Vote for 1)

1259 ballots (0 over voted, 580 blank voted), 1842 registered voters, turnout 68.35%

Lynn R Nakamoto	670	98.67%
Write-in	9	1.33%
Total	679	100.00%

Judge of the Court of Appeals, Position 5 (Vote for 1)

1259 ballots (0 over voted, 587 blank voted), 1842 registered voters, turnout 68.35%

Scott Shorr	664	98.81%
Write-in	8	1.19%
Total	672	100.00%

Judge of the Court of Appeals, Position 8 (Vote for 1)

1259 ballots (0 over voted, 604 blank voted), 1842 registered voters, turnout 68.35%

Roger J DeHoog	647	98.78%
Write-in	8	1.22%
Total	655	100.00%

County Commissioner, Position 2 (Vote for 1)

1259 ballots (0 over voted, 287 blank voted), 1842 registered voters, turnout 68.35%

Dan DeYoung	531	54.63%
Keith Heck	436	44.86%
Write-in	5	0.51%
Total	972	100.00%

County Commissioner, Position 3 (Vote for 1)

1259 ballots (0 over voted, 271 blank voted), 1842 registered voters, turnout 68.35%

Bill Hunker	340	34.41%
Lily Morgan	646	65.38%
Write-in	2	0.20%
Total	988	100.00%

County Clerk & Recorder (Vote for 1)

1259 ballots (0 over voted, 364 blank voted), 1842 registered voters, turnout 68.35%

James Rafferty	264	29.50%
Trisha Myers	629	70.28%
Write-in	2	0.22%
Total	895	100.00%

County Treasurer (Vote for 1)

1259 ballots (0 over voted, 561 blank voted), 1842 registered voters, turnout 68.35%

Eva L I Arce	690	98.85%
Write-in	8	1.15%
Total	698	100.00%

City of Grants Pass Mayor (Vote for 1)

1245 ballots (0 over voted, 533 blank voted), 1814 registered voters, turnout 68.63%

Darin Fowler	692	97.19%
Write-in	20	2.81%

Statement of Votes Cast by Geography
November 8, 2016 General Election
All Precincts, All Districts, All Contests
Official Results

Page: 20
2016-11-28
11:22:09

Total Ballots Cast: 45364, Registered Voters: 60464, Overall Turnout: 75.03%

Choice	Votes	Vote %
Total	712	100.00%

City of Grants Pass Council, Ward 1 (Vote for 1)

1245 ballots (0 over voted, 415 blank voted), 1814 registered voters, turnout 68.63%

Mary Theresa Wertz	374	45.06%
Tyler Flaming	454	54.70%
Write-in	2	0.24%
Total	830	100.00%

City of Grants Pass Council, Ward 2 (Vote for 1)

1245 ballots (0 over voted, 432 blank voted), 1814 registered voters, turnout 68.63%

Chris Burrow	271	33.33%
Valerie Lovelace	541	66.54%
Write-in	1	0.12%
Total	813	100.00%

City of Grants Pass Council, Ward 3 (Vote for 1)

1245 ballots (0 over voted, 634 blank voted), 1814 registered voters, turnout 68.63%

Dennis J Douglass	143	23.40%
Don Hartline	212	34.70%
Jason Sharp	248	40.59%
Write-in	8	1.31%
Total	611	100.00%

City of Grants Pass Council, Ward 4 (2 Year Term) (Vote for 1)

1245 ballots (0 over voted, 662 blank voted), 1814 registered voters, turnout 68.63%

Jason M Anderson	578	99.14%
Write-in	5	0.86%
Total	583	100.00%

City of Grants Pass Council, Ward 4 (Vote for 1)

1245 ballots (0 over voted, 563 blank voted), 1814 registered voters, turnout 68.63%

Barry Eames	410	60.12%
Ronald F Schutz	269	39.44%
Write-in	3	0.44%
Total	682	100.00%

Josephine Soil & Water Conservation District Director, Zone 1 (Vote for 1)

1259 ballots (0 over voted, 1193 blank voted), 1842 registered voters, turnout 68.35%

Write-in	66	100.00%
Total	66	100.00%

Josephine Soil & Water Conservation District Director, Zone 2 (Vote for 1)

1259 ballots (0 over voted, 1204 blank voted), 1842 registered voters, turnout 68.35%

Write-in	55	100.00%
Total	55	100.00%

Josephine Soil & Water Conservation District Director, Zone 3 (Vote for 1)

1259 ballots (0 over voted, 1205 blank voted), 1842 registered voters, turnout 68.35%

Write-in	54	100.00%
Total	54	100.00%

Josephine Soil & Water Conservation District Director, At Large 1 (Vote for 1)

1259 ballots (0 over voted, 1198 blank voted), 1842 registered voters, turnout 68.35%

Write-in	61	100.00%
Total	61	100.00%

Statement of Votes Cast by Geography
November 8, 2016 General Election
All Precincts, All Districts, All Contests
Official Results

Page: 21
2016-11-28
11:22:09

Total Ballots Cast: 45364, Registered Voters: 60464, Overall Turnout: 75.03%

Choice	Votes	Vote %
--------	-------	--------

Measure 94 (Vote for 1)

1259 ballots (1 over voted, 85 blank voted), 1842 registered voters, turnout 68.35%

Yes	372	31.71%
No	801	68.29%
Total	1173	100.00%

Measure 95 (Vote for 1)

1259 ballots (0 over voted, 137 blank voted), 1842 registered voters, turnout 68.35%

Yes	735	65.51%
No	387	34.49%
Total	1122	100.00%

Measure 96 (Vote for 1)

1259 ballots (0 over voted, 76 blank voted), 1842 registered voters, turnout 68.35%

Yes	993	83.94%
No	190	16.06%
Total	1183	100.00%

Measure 97 (Vote for 1)

1259 ballots (0 over voted, 43 blank voted), 1842 registered voters, turnout 68.35%

Yes	449	36.92%
No	767	63.08%
Total	1216	100.00%

Measure 98 (Vote for 1)

1259 ballots (1 over voted, 85 blank voted), 1842 registered voters, turnout 68.35%

Yes	727	61.98%
No	446	38.02%
Total	1173	100.00%

Measure 99 (Vote for 1)

1259 ballots (0 over voted, 87 blank voted), 1842 registered voters, turnout 68.35%

Yes	733	62.54%
No	439	37.46%
Total	1172	100.00%

Measure 100 (Vote for 1)

1259 ballots (0 over voted, 100 blank voted), 1842 registered voters, turnout 68.35%

Yes	751	64.80%
No	408	35.20%
Total	1159	100.00%

Measure 17-74 Four-Year Deputies, Prosecution, Treatment and Jail Beds Tax (Vote for 1)

1259 ballots (0 over voted, 82 blank voted), 1842 registered voters, turnout 68.35%

Yes	491	41.72%
No	686	58.28%
Total	1177	100.00%

Measure 17-75 An Ordinance Imposing a Tax on Selling Retail Recreational Marijuana (Vote for 1)

1259 ballots (0 over voted, 47 blank voted), 1842 registered voters, turnout 68.35%

Yes	938	77.39%
No	274	22.61%
Total	1212	100.00%

Measure 17-73 Prohibits marijuana registrants and licensees in Grants Pass (Vote for 1)

1245 ballots (1 over voted, 47 blank voted), 1814 registered voters, turnout 68.63%

Yes	513	42.86%
No	684	57.14%

Statement of Votes Cast by Geography
November 8, 2016 General Election
All Precincts, All Districts, All Contests
Official Results

Page: 22
2016-11-28
11:22:09

Total Ballots Cast: 45364, Registered Voters: 60464, Overall Turnout: 75.03%

Choice	Votes	Vote %
Total	1197	100.00%

Precinct 06

United States President and Vice President (Vote for 1)

900 ballots (0 over voted, 15 blank voted), 1180 registered voters, turnout 76.27%

Trump/Pence	560	63.28%
Clinton/Kaine	251	28.36%
Stein/Baraka	14	1.58%
Johnson/Weld	36	4.07%
Write-in	24	2.71%
Total	885	100.00%

US Senator (Vote for 1)

900 ballots (0 over voted, 42 blank voted), 1180 registered voters, turnout 76.27%

Steven C Reynolds	25	2.91%
Ron Wyden	372	43.36%
Mark Callahan	421	49.07%
Eric Navickas	16	1.86%
Jim Lindsay	6	0.70%
Shanti S Lewallen	16	1.86%
Write-in	2	0.23%
Total	858	100.00%

US Representative, 2nd District (Vote for 1)

900 ballots (0 over voted, 44 blank voted), 1180 registered voters, turnout 76.27%

Greg Walden	680	79.44%
James (Jim) Crary	173	20.21%
Write-in	3	0.35%
Total	856	100.00%

Governor (Vote for 1)

900 ballots (0 over voted, 44 blank voted), 1180 registered voters, turnout 76.27%

James Foster	17	1.99%
Kate Brown	293	34.23%
Cliff Thomason	42	4.91%
Aaron Donald Auer	15	1.75%
Bud Pierce	489	57.13%
Write-in	0	0.00%
Total	856	100.00%

Secretary of State (Vote for 1)

900 ballots (0 over voted, 67 blank voted), 1180 registered voters, turnout 76.27%

Sharon L Durbin	10	1.20%
Dennis Richardson	558	66.99%
Paul Damian Wells	30	3.60%
Brad Avakian	219	26.29%
Alan Zundel	8	0.96%
Michael Marsh	8	0.96%
Write-in	0	0.00%
Total	833	100.00%

State Treasurer (Vote for 1)

900 ballots (0 over voted, 84 blank voted), 1180 registered voters, turnout 76.27%

Chris Henry	27	3.31%
Tobias Read	215	26.35%
Jeff Gudman	512	62.75%
Chris Telfer	62	7.60%
Write-in	0	0.00%
Total	816	100.00%

Statement of Votes Cast by Geography
November 8, 2016 General Election
All Precincts, All Districts, All Contests
Official Results

Page: 23
2016-11-28
11:22:09

Total Ballots Cast: 45364, Registered Voters: 60464, Overall Turnout: 75.03%

Choice	Votes	Vote %
--------	-------	--------

Attorney General (Vote for 1)

900 ballots (0 over voted, 95 blank voted), 1180 registered voters, turnout 76.27%

Lars D H Hedbor	16	1.99%
Ellen Rosenblum	277	34.41%
Daniel Zene Crowe	511	63.48%
Write-in	1	0.12%
Total	805	100.00%

State Senator, 2nd District (Vote for 1)

900 ballots (0 over voted, 285 blank voted), 1180 registered voters, turnout 76.27%

H Baertschiger Jr	601	97.72%
Write-in	14	2.28%
Total	615	100.00%

State Representative, 3rd District (Vote for 1)

900 ballots (2 over voted, 99 blank voted), 1180 registered voters, turnout 76.27%

Carl Wilson	622	77.85%
Tom Johnson	174	21.78%
Write-in	3	0.38%
Total	799	100.00%

Judge of the Supreme Court, Position 6 (Vote for 1)

900 ballots (0 over voted, 395 blank voted), 1180 registered voters, turnout 76.27%

Lynn R Nakamoto	499	98.81%
Write-in	6	1.19%
Total	505	100.00%

Judge of the Court of Appeals, Position 5 (Vote for 1)

900 ballots (0 over voted, 412 blank voted), 1180 registered voters, turnout 76.27%

Scott Shorr	482	98.77%
Write-in	6	1.23%
Total	488	100.00%

Judge of the Court of Appeals, Position 8 (Vote for 1)

900 ballots (0 over voted, 418 blank voted), 1180 registered voters, turnout 76.27%

Roger J DeHoog	478	99.17%
Write-in	4	0.83%
Total	482	100.00%

County Commissioner, Position 2 (Vote for 1)

900 ballots (0 over voted, 192 blank voted), 1180 registered voters, turnout 76.27%

Dan DeYoung	402	56.78%
Keith Heck	304	42.94%
Write-in	2	0.28%
Total	708	100.00%

County Commissioner, Position 3 (Vote for 1)

900 ballots (0 over voted, 166 blank voted), 1180 registered voters, turnout 76.27%

Bill Hunker	261	35.56%
Lily Morgan	473	64.44%
Write-in	0	0.00%
Total	734	100.00%

County Clerk & Recorder (Vote for 1)

900 ballots (0 over voted, 245 blank voted), 1180 registered voters, turnout 76.27%

James Rafferty	184	28.09%
Trisha Myers	471	71.91%
Write-in	0	0.00%

Statement of Votes Cast by Geography
November 8, 2016 General Election
All Precincts, All Districts, All Contests
Official Results

Page: 24
2016-11-28
11:22:09

Total Ballots Cast: 45364, Registered Voters: 60464, Overall Turnout: 75.03%

Choice	Votes	Vote %
Total	655	100.00%

County Treasurer (Vote for 1)

900 ballots (0 over voted, 392 blank voted), 1180 registered voters, turnout 76.27%

Eva L I Arce	506	99.61%
Write-in	2	0.39%
Total	508	100.00%

City of Grants Pass Mayor (Vote for 1)

900 ballots (0 over voted, 387 blank voted), 1180 registered voters, turnout 76.27%

Darin Fowler	506	98.64%
Write-in	7	1.36%
Total	513	100.00%

City of Grants Pass Council, Ward 1 (Vote for 1)

900 ballots (0 over voted, 295 blank voted), 1180 registered voters, turnout 76.27%

Mary Theresa Wertz	253	41.82%
Tyler Flaming	352	58.18%
Write-in	0	0.00%
Total	605	100.00%

City of Grants Pass Council, Ward 2 (Vote for 1)

900 ballots (0 over voted, 300 blank voted), 1180 registered voters, turnout 76.27%

Chris Burrow	213	35.50%
Valerie Lovelace	386	64.33%
Write-in	1	0.17%
Total	600	100.00%

City of Grants Pass Council, Ward 3 (Vote for 1)

900 ballots (0 over voted, 472 blank voted), 1180 registered voters, turnout 76.27%

Dennis J Douglass	95	22.20%
Don Hartline	174	40.65%
Jason Sharp	153	35.75%
Write-in	6	1.40%
Total	428	100.00%

City of Grants Pass Council, Ward 4 (2 Year Term) (Vote for 1)

900 ballots (0 over voted, 483 blank voted), 1180 registered voters, turnout 76.27%

Jason M Anderson	413	99.04%
Write-in	4	0.96%
Total	417	100.00%

City of Grants Pass Council, Ward 4 (Vote for 1)

900 ballots (0 over voted, 381 blank voted), 1180 registered voters, turnout 76.27%

Barry Eames	325	62.62%
Ronald F Schutz	192	36.99%
Write-in	2	0.39%
Total	519	100.00%

Josephine Soil & Water Conservation District Director, Zone 1 (Vote for 1)

900 ballots (0 over voted, 871 blank voted), 1180 registered voters, turnout 76.27%

Write-in	29	100.00%
Total	29	100.00%

Josephine Soil & Water Conservation District Director, Zone 2 (Vote for 1)

900 ballots (0 over voted, 878 blank voted), 1180 registered voters, turnout 76.27%

Write-in	22	100.00%
Total	22	100.00%

Statement of Votes Cast by Geography
November 8, 2016 General Election
All Precincts, All Districts, All Contests
Official Results

Page: 25
2016-11-28
11:22:09

Total Ballots Cast: 45364, Registered Voters: 60464, Overall Turnout: 75.03%

Choice	Votes	Vote %
Josephine Soil & Water Conservation District Director, Zone 3 (Vote for 1)		
900 ballots (0 over voted, 880 blank voted), 1180 registered voters, turnout 76.27%		
Write-in	20	100.00%
Total	20	100.00%
Josephine Soil & Water Conservation District Director, At Large 1 (Vote for 1)		
900 ballots (0 over voted, 878 blank voted), 1180 registered voters, turnout 76.27%		
Write-in	22	100.00%
Total	22	100.00%
Measure 94 (Vote for 1)		
900 ballots (0 over voted, 54 blank voted), 1180 registered voters, turnout 76.27%		
Yes	242	28.61%
No	604	71.39%
Total	846	100.00%
Measure 95 (Vote for 1)		
900 ballots (0 over voted, 81 blank voted), 1180 registered voters, turnout 76.27%		
Yes	555	67.77%
No	264	32.23%
Total	819	100.00%
Measure 96 (Vote for 1)		
900 ballots (0 over voted, 43 blank voted), 1180 registered voters, turnout 76.27%		
Yes	741	86.46%
No	116	13.54%
Total	857	100.00%
Measure 97 (Vote for 1)		
900 ballots (1 over voted, 21 blank voted), 1180 registered voters, turnout 76.27%		
Yes	299	34.05%
No	579	65.95%
Total	878	100.00%
Measure 98 (Vote for 1)		
900 ballots (0 over voted, 54 blank voted), 1180 registered voters, turnout 76.27%		
Yes	494	58.39%
No	352	41.61%
Total	846	100.00%
Measure 99 (Vote for 1)		
900 ballots (0 over voted, 62 blank voted), 1180 registered voters, turnout 76.27%		
Yes	472	56.32%
No	366	43.68%
Total	838	100.00%
Measure 100 (Vote for 1)		
900 ballots (0 over voted, 71 blank voted), 1180 registered voters, turnout 76.27%		
Yes	520	62.73%
No	309	37.27%
Total	829	100.00%
Measure 17-74 Four-Year Deputies, Prosecution, Treatment and Jail Beds Tax (Vote for 1)		
900 ballots (0 over voted, 41 blank voted), 1180 registered voters, turnout 76.27%		
Yes	374	43.54%
No	485	56.46%
Total	859	100.00%

Statement of Votes Cast by Geography
November 8, 2016 General Election
All Precincts, All Districts, All Contests
Official Results

Page: 26
2016-11-28
11:22:09

Total Ballots Cast: 45364, Registered Voters: 60464, Overall Turnout: 75.03%

Choice	Votes	Vote %
Measure 17-75 An Ordinance Imposing a Tax on Selling Retail Recreational Marijuana (Vote for 1) 900 ballots (0 over voted, 34 blank voted), 1180 registered voters, turnout 76.27%		
Yes	737	85.10%
No	129	14.90%
Total	866	100.00%

Measure 17-73 Prohibits marijuana registrants and licensees in Grants Pass (Vote for 1)
900 ballots (0 over voted, 32 blank voted), 1180 registered voters, turnout 76.27%

Yes	467	53.80%
No	401	46.20%
Total	868	100.00%

Precinct 07

United States President and Vice President (Vote for 1)
1929 ballots (0 over voted, 34 blank voted), 2914 registered voters, turnout 66.20%

Trump/Pence	1011	53.35%
Clinton/Kaine	678	35.78%
Stein/Baraka	47	2.48%
Johnson/Weld	95	5.01%
Write-in	64	3.38%
Total	1895	100.00%

US Senator (Vote for 1)
1929 ballots (0 over voted, 124 blank voted), 2914 registered voters, turnout 66.20%

Steven C Reynolds	62	3.43%
Ron Wyden	893	49.47%
Mark Callahan	689	38.17%
Eric Navickas	34	1.88%
Jim Lindsay	46	2.55%
Shanti S Lewallen	80	4.43%
Write-in	1	0.06%
Total	1805	100.00%

US Representative, 2nd District (Vote for 1)
1929 ballots (0 over voted, 146 blank voted), 2914 registered voters, turnout 66.20%

Greg Walden	1264	70.89%
James (Jim) Crary	511	28.66%
Write-in	8	0.45%
Total	1783	100.00%

Governor (Vote for 1)
1929 ballots (0 over voted, 136 blank voted), 2914 registered voters, turnout 66.20%

James Foster	67	3.74%
Kate Brown	752	41.94%
Cliff Thomason	90	5.02%
Aaron Donald Auer	49	2.73%
Bud Pierce	835	46.57%
Write-in	0	0.00%
Total	1793	100.00%

Secretary of State (Vote for 1)
1929 ballots (1 over voted, 185 blank voted), 2914 registered voters, turnout 66.20%

Sharon L Durbin	70	4.02%
Dennis Richardson	938	53.82%
Paul Damian Wells	72	4.13%
Brad Avakian	588	33.73%
Alan Zundel	42	2.41%
Michael Marsh	33	1.89%
Write-in	0	0.00%

Statement of Votes Cast by Geography
November 8, 2016 General Election
All Precincts, All Districts, All Contests
Official Results

Page: 27
2016-11-28
11:22:09

Total Ballots Cast: 45364, Registered Voters: 60464, Overall Turnout: 75.03%

Choice	Votes	Vote %
Total	1743	100.00%

State Treasurer (Vote for 1)

1929 ballots (0 over voted, 247 blank voted), 2914 registered voters, turnout 66.20%

Chris Henry	102	6.06%
Tobias Read	538	31.99%
Jeff Gudman	863	51.31%
Chris Telfer	179	10.64%
Write-in	0	0.00%
Total	1682	100.00%

Attorney General (Vote for 1)

1929 ballots (0 over voted, 242 blank voted), 2914 registered voters, turnout 66.20%

Lars D H Hedbor	76	4.51%
Ellen Rosenblum	732	43.39%
Daniel Zene Crowe	876	51.93%
Write-in	3	0.18%
Total	1687	100.00%

State Senator, 2nd District (Vote for 1)

1929 ballots (0 over voted, 685 blank voted), 2914 registered voters, turnout 66.20%

H Baertschiger Jr	1201	96.54%
Write-in	43	3.46%
Total	1244	100.00%

State Representative, 3rd District (Vote for 1)

1929 ballots (1 over voted, 277 blank voted), 2914 registered voters, turnout 66.20%

Carl Wilson	1123	68.02%
Tom Johnson	524	31.74%
Write-in	4	0.24%
Total	1651	100.00%

Judge of the Supreme Court, Position 6 (Vote for 1)

1929 ballots (0 over voted, 910 blank voted), 2914 registered voters, turnout 66.20%

Lynn R Nakamoto	1004	98.53%
Write-in	15	1.47%
Total	1019	100.00%

Judge of the Court of Appeals, Position 5 (Vote for 1)

1929 ballots (0 over voted, 941 blank voted), 2914 registered voters, turnout 66.20%

Scott Shorr	974	98.58%
Write-in	14	1.42%
Total	988	100.00%

Judge of the Court of Appeals, Position 8 (Vote for 1)

1929 ballots (0 over voted, 952 blank voted), 2914 registered voters, turnout 66.20%

Roger J DeHoog	960	98.26%
Write-in	17	1.74%
Total	977	100.00%

County Commissioner, Position 2 (Vote for 1)

1929 ballots (0 over voted, 471 blank voted), 2914 registered voters, turnout 66.20%

Dan DeYoung	826	56.65%
Keith Heck	618	42.39%
Write-in	14	0.96%
Total	1458	100.00%

Statement of Votes Cast by Geography
November 8, 2016 General Election
All Precincts, All Districts, All Contests
Official Results

Page: 28
2016-11-28
11:22:09

Total Ballots Cast: 45364, Registered Voters: 60464, Overall Turnout: 75.03%

Choice	Votes	Vote %
--------	-------	--------

County Commissioner, Position 3 (Vote for 1)

1929 ballots (0 over voted, 393 blank voted), 2914 registered voters, turnout 66.20%

Bill Hunker	532	34.64%
Lily Morgan	1000	65.10%
Write-in	4	0.26%
Total	1536	100.00%

County Clerk & Recorder (Vote for 1)

1929 ballots (0 over voted, 561 blank voted), 2914 registered voters, turnout 66.20%

James Rafferty	388	28.36%
Trisha Myers	978	71.49%
Write-in	2	0.15%
Total	1368	100.00%

County Treasurer (Vote for 1)

1929 ballots (0 over voted, 853 blank voted), 2914 registered voters, turnout 66.20%

Eva L I Arce	1064	98.88%
Write-in	12	1.12%
Total	1076	100.00%

City of Grants Pass Mayor (Vote for 1)

1929 ballots (0 over voted, 811 blank voted), 2914 registered voters, turnout 66.20%

Darin Fowler	1095	97.94%
Write-in	23	2.06%
Total	1118	100.00%

City of Grants Pass Council, Ward 1 (Vote for 1)

1929 ballots (0 over voted, 666 blank voted), 2914 registered voters, turnout 66.20%

Mary Theresa Wertz	640	50.67%
Tyler Flaming	617	48.85%
Write-in	6	0.48%
Total	1263	100.00%

City of Grants Pass Council, Ward 2 (Vote for 1)

1929 ballots (0 over voted, 664 blank voted), 2914 registered voters, turnout 66.20%

Chris Burrow	482	38.10%
Valerie Lovelace	778	61.50%
Write-in	5	0.40%
Total	1265	100.00%

City of Grants Pass Council, Ward 3 (Vote for 1)

1929 ballots (0 over voted, 967 blank voted), 2914 registered voters, turnout 66.20%

Dennis J Douglass	235	24.43%
Don Hartline	317	32.95%
Jason Sharp	397	41.27%
Write-in	13	1.35%
Total	962	100.00%

City of Grants Pass Council, Ward 4 (2 Year Term) (Vote for 1)

1929 ballots (0 over voted, 993 blank voted), 2914 registered voters, turnout 66.20%

Jason M Anderson	919	98.18%
Write-in	17	1.82%
Total	936	100.00%

City of Grants Pass Council, Ward 4 (Vote for 1)

1929 ballots (0 over voted, 870 blank voted), 2914 registered voters, turnout 66.20%

Barry Eames	642	60.62%
Ronald F Schutz	409	38.62%
Write-in	8	0.76%

Statement of Votes Cast by Geography
November 8, 2016 General Election
All Precincts, All Districts, All Contests
Official Results

Page: 29
2016-11-28
11:22:09

Total Ballots Cast: 45364, Registered Voters: 60464, Overall Turnout: 75.03%

Choice	Votes	Vote %
Total	1059	100.00%

Josephine Soil & Water Conservation District Director, Zone 1 (Vote for 1)

1929 ballots (0 over voted, 1834 blank voted), 2914 registered voters, turnout 66.20%

Write-in	95	100.00%
Total	95	100.00%

Josephine Soil & Water Conservation District Director, Zone 2 (Vote for 1)

1929 ballots (0 over voted, 1856 blank voted), 2914 registered voters, turnout 66.20%

Write-in	73	100.00%
Total	73	100.00%

Josephine Soil & Water Conservation District Director, Zone 3 (Vote for 1)

1929 ballots (0 over voted, 1863 blank voted), 2914 registered voters, turnout 66.20%

Write-in	66	100.00%
Total	66	100.00%

Josephine Soil & Water Conservation District Director, At Large 1 (Vote for 1)

1929 ballots (0 over voted, 1862 blank voted), 2914 registered voters, turnout 66.20%

Write-in	67	100.00%
Total	67	100.00%

Measure 94 (Vote for 1)

1929 ballots (0 over voted, 159 blank voted), 2914 registered voters, turnout 66.20%

Yes	556	31.41%
No	1214	68.59%
Total	1770	100.00%

Measure 95 (Vote for 1)

1929 ballots (0 over voted, 244 blank voted), 2914 registered voters, turnout 66.20%

Yes	1107	65.70%
No	578	34.30%
Total	1685	100.00%

Measure 96 (Vote for 1)

1929 ballots (0 over voted, 117 blank voted), 2914 registered voters, turnout 66.20%

Yes	1546	85.32%
No	266	14.68%
Total	1812	100.00%

Measure 97 (Vote for 1)

1929 ballots (1 over voted, 64 blank voted), 2914 registered voters, turnout 66.20%

Yes	712	38.20%
No	1152	61.80%
Total	1864	100.00%

Measure 98 (Vote for 1)

1929 ballots (0 over voted, 151 blank voted), 2914 registered voters, turnout 66.20%

Yes	1150	64.68%
No	628	35.32%
Total	1778	100.00%

Measure 99 (Vote for 1)

1929 ballots (0 over voted, 144 blank voted), 2914 registered voters, turnout 66.20%

Yes	1168	65.43%
No	617	34.57%
Total	1785	100.00%

Statement of Votes Cast by Geography
November 8, 2016 General Election
All Precincts, All Districts, All Contests
Official Results

Page: 30
2016-11-28
11:22:09

Total Ballots Cast: 45364, Registered Voters: 60464, Overall Turnout: 75.03%

Choice	Votes	Vote %
--------	-------	--------

Measure 100 (Vote for 1)

1929 ballots (0 over voted, 177 blank voted), 2914 registered voters, turnout 66.20%

Yes	1082	61.76%
No	670	38.24%
Total	1752	100.00%

Measure 17-74 Four-Year Deputies, Prosecution, Treatment and Jail Beds Tax (Vote for 1)

1929 ballots (0 over voted, 137 blank voted), 2914 registered voters, turnout 66.20%

Yes	725	40.46%
No	1067	59.54%
Total	1792	100.00%

Measure 17-75 An Ordinance Imposing a Tax on Selling Retail Recreational Marijuana (Vote for 1)

1929 ballots (0 over voted, 81 blank voted), 2914 registered voters, turnout 66.20%

Yes	1403	75.92%
No	445	24.08%
Total	1848	100.00%

Measure 17-73 Prohibits marijuana registrants and licensees in Grants Pass (Vote for 1)

1929 ballots (0 over voted, 64 blank voted), 2914 registered voters, turnout 66.20%

Yes	751	40.27%
No	1114	59.73%
Total	1865	100.00%

Precinct 08

United States President and Vice President (Vote for 1)

2792 ballots (0 over voted, 64 blank voted), 3857 registered voters, turnout 72.39%

Trump/Pence	1723	63.16%
Clinton/Kaine	739	27.09%
Stein/Baraka	50	1.83%
Johnson/Weld	127	4.66%
Write-in	89	3.26%
Total	2728	100.00%

US Senator (Vote for 1)

2792 ballots (0 over voted, 138 blank voted), 3857 registered voters, turnout 72.39%

Steven C Reynolds	89	3.35%
Ron Wyden	1124	42.35%
Mark Callahan	1285	48.42%
Eric Navickas	43	1.62%
Jim Lindsay	39	1.47%
Shanti S Lewallen	72	2.71%
Write-in	2	0.08%
Total	2654	100.00%

US Representative, 2nd District (Vote for 1)

2792 ballots (1 over voted, 165 blank voted), 3857 registered voters, turnout 72.39%

Greg Walden	2102	80.05%
James (Jim) Crary	518	19.73%
Write-in	6	0.23%
Total	2626	100.00%

Governor (Vote for 1)

2792 ballots (1 over voted, 141 blank voted), 3857 registered voters, turnout 72.39%

James Foster	60	2.26%
Kate Brown	879	33.17%
Cliff Thomason	129	4.87%
Aaron Donald Auer	51	1.92%
Bud Pierce	1526	57.58%

Statement of Votes Cast by Geography
November 8, 2016 General Election
All Precincts, All Districts, All Contests
Official Results

Page: 31
2016-11-28
11:22:09

Total Ballots Cast: 45364, Registered Voters: 60464, Overall Turnout: 75.03%

Choice	Votes	Vote %
Write-in	5	0.19%
Total	2650	100.00%

Secretary of State (Vote for 1)

2792 ballots (2 over voted, 214 blank voted), 3857 registered voters, turnout 72.39%

Sharon L Durbin	68	2.64%
Dennis Richardson	1700	65.99%
Paul Damian Wells	80	3.11%
Brad Avakian	647	25.12%
Alan Zundel	50	1.94%
Michael Marsh	28	1.09%
Write-in	3	0.12%
Total	2576	100.00%

State Treasurer (Vote for 1)

2792 ballots (0 over voted, 317 blank voted), 3857 registered voters, turnout 72.39%

Chris Henry	95	3.84%
Tobias Read	629	25.41%
Jeff Gudman	1514	61.17%
Chris Telfer	235	9.49%
Write-in	2	0.08%
Total	2475	100.00%

Attorney General (Vote for 1)

2792 ballots (0 over voted, 310 blank voted), 3857 registered voters, turnout 72.39%

Lars D H Hedbor	92	3.71%
Ellen Rosenblum	855	34.45%
Daniel Zene Crowe	1533	61.76%
Write-in	2	0.08%
Total	2482	100.00%

State Senator, 2nd District (Vote for 1)

2792 ballots (0 over voted, 951 blank voted), 3857 registered voters, turnout 72.39%

H Baertschiger Jr	1802	97.88%
Write-in	39	2.12%
Total	1841	100.00%

State Representative, 3rd District (Vote for 1)

2792 ballots (1 over voted, 309 blank voted), 3857 registered voters, turnout 72.39%

Carl Wilson	1882	75.83%
Tom Johnson	590	23.77%
Write-in	10	0.40%
Total	2482	100.00%

Judge of the Supreme Court, Position 6 (Vote for 1)

2792 ballots (0 over voted, 1302 blank voted), 3857 registered voters, turnout 72.39%

Lynn R Nakamoto	1477	99.13%
Write-in	13	0.87%
Total	1490	100.00%

Judge of the Court of Appeals, Position 5 (Vote for 1)

2792 ballots (0 over voted, 1329 blank voted), 3857 registered voters, turnout 72.39%

Scott Shorr	1451	99.18%
Write-in	12	0.82%
Total	1463	100.00%

Judge of the Court of Appeals, Position 8 (Vote for 1)

2792 ballots (1 over voted, 1366 blank voted), 3857 registered voters, turnout 72.39%

Roger J DeHoog	1415	99.30%
Write-in	10	0.70%

Statement of Votes Cast by Geography
November 8, 2016 General Election
All Precincts, All Districts, All Contests
Official Results

Page: 32
2016-11-28
11:22:09

Total Ballots Cast: 45364, Registered Voters: 60464, Overall Turnout: 75.03%

Choice	Votes	Vote %
Total	1425	100.00%

County Commissioner, Position 2 (Vote for 1)

2792 ballots (0 over voted, 633 blank voted), 3857 registered voters, turnout 72.39%

Dan DeYoung	1178	54.56%
Keith Heck	964	44.65%
Write-in	17	0.79%
Total	2159	100.00%

County Commissioner, Position 3 (Vote for 1)

2792 ballots (0 over voted, 558 blank voted), 3857 registered voters, turnout 72.39%

Bill Hunker	841	37.65%
Lily Morgan	1385	62.00%
Write-in	8	0.36%
Total	2234	100.00%

County Clerk & Recorder (Vote for 1)

2792 ballots (0 over voted, 796 blank voted), 3857 registered voters, turnout 72.39%

James Rafferty	573	28.71%
Trisha Myers	1417	70.99%
Write-in	6	0.30%
Total	1996	100.00%

County Treasurer (Vote for 1)

2792 ballots (0 over voted, 1238 blank voted), 3857 registered voters, turnout 72.39%

Eva L I Arce	1543	99.29%
Write-in	11	0.71%
Total	1554	100.00%

City of Grants Pass Mayor (Vote for 1)

2792 ballots (0 over voted, 1183 blank voted), 3857 registered voters, turnout 72.39%

Darin Fowler	1578	98.07%
Write-in	31	1.93%
Total	1609	100.00%

City of Grants Pass Council, Ward 1 (Vote for 1)

2792 ballots (0 over voted, 955 blank voted), 3857 registered voters, turnout 72.39%

Mary Theresa Wertz	813	44.26%
Tyler Flaming	1012	55.09%
Write-in	12	0.65%
Total	1837	100.00%

City of Grants Pass Council, Ward 2 (Vote for 1)

2792 ballots (1 over voted, 970 blank voted), 3857 registered voters, turnout 72.39%

Chris Burrow	706	38.77%
Valerie Lovelace	1107	60.79%
Write-in	8	0.44%
Total	1821	100.00%

City of Grants Pass Council, Ward 3 (Vote for 1)

2792 ballots (0 over voted, 1439 blank voted), 3857 registered voters, turnout 72.39%

Dennis J Douglass	340	25.13%
Don Hartline	495	36.59%
Jason Sharp	503	37.18%
Write-in	15	1.11%
Total	1353	100.00%

Statement of Votes Cast by Geography
November 8, 2016 General Election
All Precincts, All Districts, All Contests
Official Results

Page: 33
2016-11-28
11:22:09

Total Ballots Cast: 45364, Registered Voters: 60464, Overall Turnout: 75.03%

Choice	Votes	Vote %
City of Grants Pass Council, Ward 4 (2 Year Term) (Vote for 1)		
2792 ballots (0 over voted, 1500 blank voted), 3857 registered voters, turnout 72.39%		
Jason M Anderson	1269	98.22%
Write-in	23	1.78%
Total	1292	100.00%
City of Grants Pass Council, Ward 4 (Vote for 1)		
2792 ballots (0 over voted, 1232 blank voted), 3857 registered voters, turnout 72.39%		
Barry Eames	962	61.67%
Ronald F Schutz	583	37.37%
Write-in	15	0.96%
Total	1560	100.00%
Josephine Soil & Water Conservation District Director, Zone 1 (Vote for 1)		
2792 ballots (0 over voted, 2681 blank voted), 3857 registered voters, turnout 72.39%		
Write-in	111	100.00%
Total	111	100.00%
Josephine Soil & Water Conservation District Director, Zone 2 (Vote for 1)		
2792 ballots (0 over voted, 2707 blank voted), 3857 registered voters, turnout 72.39%		
Write-in	85	100.00%
Total	85	100.00%
Josephine Soil & Water Conservation District Director, Zone 3 (Vote for 1)		
2792 ballots (0 over voted, 2708 blank voted), 3857 registered voters, turnout 72.39%		
Write-in	84	100.00%
Total	84	100.00%
Josephine Soil & Water Conservation District Director, At Large 1 (Vote for 1)		
2792 ballots (0 over voted, 2711 blank voted), 3857 registered voters, turnout 72.39%		
Write-in	81	100.00%
Total	81	100.00%
Measure 94 (Vote for 1)		
2792 ballots (1 over voted, 201 blank voted), 3857 registered voters, turnout 72.39%		
Yes	786	30.35%
No	1804	69.65%
Total	2590	100.00%
Measure 95 (Vote for 1)		
2792 ballots (0 over voted, 304 blank voted), 3857 registered voters, turnout 72.39%		
Yes	1576	63.34%
No	912	36.66%
Total	2488	100.00%
Measure 96 (Vote for 1)		
2792 ballots (0 over voted, 163 blank voted), 3857 registered voters, turnout 72.39%		
Yes	2241	85.24%
No	388	14.76%
Total	2629	100.00%
Measure 97 (Vote for 1)		
2792 ballots (0 over voted, 108 blank voted), 3857 registered voters, turnout 72.39%		
Yes	857	31.93%
No	1827	68.07%
Total	2684	100.00%

Statement of Votes Cast by Geography
November 8, 2016 General Election
All Precincts, All Districts, All Contests
Official Results

Page: 34
2016-11-28
11:22:09

Total Ballots Cast: 45364, Registered Voters: 60464, Overall Turnout: 75.03%

Choice	Votes	Vote %
--------	-------	--------

Measure 98 (Vote for 1)

2792 ballots (0 over voted, 208 blank voted), 3857 registered voters, turnout 72.39%

Yes	1508	58.36%
No	1076	41.64%
Total	2584	100.00%

Measure 99 (Vote for 1)

2792 ballots (0 over voted, 215 blank voted), 3857 registered voters, turnout 72.39%

Yes	1504	58.36%
No	1073	41.64%
Total	2577	100.00%

Measure 100 (Vote for 1)

2792 ballots (1 over voted, 281 blank voted), 3857 registered voters, turnout 72.39%

Yes	1523	60.68%
No	987	39.32%
Total	2510	100.00%

Measure 17-74 Four-Year Deputies, Prosecution, Treatment and Jail Beds Tax (Vote for 1)

2792 ballots (0 over voted, 177 blank voted), 3857 registered voters, turnout 72.39%

Yes	980	37.48%
No	1635	62.52%
Total	2615	100.00%

Measure 17-75 An Ordinance Imposing a Tax on Selling Retail Recreational Marijuana (Vote for 1)

2792 ballots (1 over voted, 130 blank voted), 3857 registered voters, turnout 72.39%

Yes	2132	80.12%
No	529	19.88%
Total	2661	100.00%

Measure 17-73 Prohibits marijuana registrants and licensees in Grants Pass (Vote for 1)

2792 ballots (0 over voted, 118 blank voted), 3857 registered voters, turnout 72.39%

Yes	1358	50.79%
No	1316	49.21%
Total	2674	100.00%

Precinct 09

United States President and Vice President (Vote for 1)

96 ballots (0 over voted, 3 blank voted), 109 registered voters, turnout 88.07%

Trump/Pence	62	66.67%
Clinton/Kaine	19	20.43%
Stein/Baraka	1	1.08%
Johnson/Weld	8	8.60%
Write-in	3	3.23%
Total	93	100.00%

US Senator (Vote for 1)

96 ballots (0 over voted, 7 blank voted), 109 registered voters, turnout 88.07%

Steven C Reynolds	1	1.12%
Ron Wyden	32	35.96%
Mark Callahan	53	59.55%
Eric Navickas	0	0.00%
Jim Lindsay	2	2.25%
Shanti S Lewallen	1	1.12%
Write-in	0	0.00%
Total	89	100.00%

Statement of Votes Cast by Geography
November 8, 2016 General Election
All Precincts, All Districts, All Contests
Official Results

Page: 35
2016-11-28
11:22:09

Total Ballots Cast: 45364, Registered Voters: 60464, Overall Turnout: 75.03%

Choice	Votes	Vote %
US Representative, 2nd District (Vote for 1)		
96 ballots (0 over voted, 4 blank voted), 109 registered voters, turnout 88.07%		
Greg Walden	74	80.43%
James (Jim) Crary	17	18.48%
Write-in	1	1.09%
Total	92	100.00%

Governor (Vote for 1)		
96 ballots (0 over voted, 7 blank voted), 109 registered voters, turnout 88.07%		
James Foster	1	1.12%
Kate Brown	27	30.34%
Cliff Thomason	4	4.49%
Aaron Donald Auer	1	1.12%
Bud Pierce	56	62.92%
Write-in	0	0.00%
Total	89	100.00%

Secretary of State (Vote for 1)		
96 ballots (0 over voted, 6 blank voted), 109 registered voters, turnout 88.07%		
Sharon L Durbin	1	1.11%
Dennis Richardson	66	73.33%
Paul Damian Wells	3	3.33%
Brad Avakian	19	21.11%
Alan Zundel	1	1.11%
Michael Marsh	0	0.00%
Write-in	0	0.00%
Total	90	100.00%

State Treasurer (Vote for 1)		
96 ballots (0 over voted, 12 blank voted), 109 registered voters, turnout 88.07%		
Chris Henry	0	0.00%
Tobias Read	19	22.62%
Jeff Gudman	59	70.24%
Chris Telfer	6	7.14%
Write-in	0	0.00%
Total	84	100.00%

Attorney General (Vote for 1)		
96 ballots (0 over voted, 7 blank voted), 109 registered voters, turnout 88.07%		
Lars D H Hedbor	1	1.12%
Ellen Rosenblum	28	31.46%
Daniel Zene Crowe	60	67.42%
Write-in	0	0.00%
Total	89	100.00%

State Senator, 2nd District (Vote for 1)		
96 ballots (0 over voted, 36 blank voted), 109 registered voters, turnout 88.07%		
H Baertschiger Jr	58	96.67%
Write-in	2	3.33%
Total	60	100.00%

State Representative, 4th District (Vote for 1)		
96 ballots (0 over voted, 30 blank voted), 109 registered voters, turnout 88.07%		
Duane A Stark	65	98.48%
Write-in	1	1.52%
Total	66	100.00%

Judge of the Supreme Court, Position 6 (Vote for 1)		
96 ballots (0 over voted, 57 blank voted), 109 registered voters, turnout 88.07%		
Lynn R Nakamoto	38	97.44%

Statement of Votes Cast by Geography
November 8, 2016 General Election
All Precincts, All Districts, All Contests
Official Results

Page: 36
2016-11-28
11:22:09

Total Ballots Cast: 45364, Registered Voters: 60464, Overall Turnout: 75.03%

Choice	Votes	Vote %
Write-in	1	2.56%
Total	39	100.00%

Judge of the Court of Appeals, Position 5 (Vote for 1)

96 ballots (0 over voted, 58 blank voted), 109 registered voters, turnout 88.07%

Scott Shorr	38	100.00%
Write-in	0	0.00%
Total	38	100.00%

Judge of the Court of Appeals, Position 8 (Vote for 1)

96 ballots (0 over voted, 59 blank voted), 109 registered voters, turnout 88.07%

Roger J DeHoog	37	100.00%
Write-in	0	0.00%
Total	37	100.00%

County Commissioner, Position 2 (Vote for 1)

96 ballots (0 over voted, 16 blank voted), 109 registered voters, turnout 88.07%

Dan DeYoung	50	62.50%
Keith Heck	30	37.50%
Write-in	0	0.00%
Total	80	100.00%

County Commissioner, Position 3 (Vote for 1)

96 ballots (0 over voted, 17 blank voted), 109 registered voters, turnout 88.07%

Bill Hunker	23	29.11%
Lily Morgan	56	70.89%
Write-in	0	0.00%
Total	79	100.00%

County Clerk & Recorder (Vote for 1)

96 ballots (0 over voted, 28 blank voted), 109 registered voters, turnout 88.07%

James Rafferty	18	26.47%
Trisha Myers	50	73.53%
Write-in	0	0.00%
Total	68	100.00%

County Treasurer (Vote for 1)

96 ballots (0 over voted, 50 blank voted), 109 registered voters, turnout 88.07%

Eva L I Arce	46	100.00%
Write-in	0	0.00%
Total	46	100.00%

City of Grants Pass Mayor (Vote for 1)

96 ballots (0 over voted, 47 blank voted), 109 registered voters, turnout 88.07%

Darin Fowler	47	95.92%
Write-in	2	4.08%
Total	49	100.00%

City of Grants Pass Council, Ward 1 (Vote for 1)

96 ballots (0 over voted, 37 blank voted), 109 registered voters, turnout 88.07%

Mary Theresa Wertz	22	37.29%
Tyler Flaming	37	62.71%
Write-in	0	0.00%
Total	59	100.00%

City of Grants Pass Council, Ward 2 (Vote for 1)

96 ballots (0 over voted, 34 blank voted), 109 registered voters, turnout 88.07%

Chris Burrow	16	25.81%
Valerie Lovelace	46	74.19%

Statement of Votes Cast by Geography
November 8, 2016 General Election
All Precincts, All Districts, All Contests
Official Results

Page: 37
2016-11-28
11:22:09

Total Ballots Cast: 45364, Registered Voters: 60464, Overall Turnout: 75.03%

Choice	Votes	Vote %
Write-in	0	0.00%
Total	62	100.00%

City of Grants Pass Council, Ward 3 (Vote for 1)

96 ballots (0 over voted, 59 blank voted), 109 registered voters, turnout 88.07%

Dennis J Douglass	12	32.43%
Don Hartline	12	32.43%
Jason Sharp	13	35.14%
Write-in	0	0.00%
Total	37	100.00%

City of Grants Pass Council, Ward 4 (2 Year Term) (Vote for 1)

96 ballots (0 over voted, 60 blank voted), 109 registered voters, turnout 88.07%

Jason M Anderson	36	100.00%
Write-in	0	0.00%
Total	36	100.00%

City of Grants Pass Council, Ward 4 (Vote for 1)

96 ballots (0 over voted, 47 blank voted), 109 registered voters, turnout 88.07%

Barry Eames	34	69.39%
Ronald F Schutz	15	30.61%
Write-in	0	0.00%
Total	49	100.00%

Josephine Soil & Water Conservation District Director, Zone 1 (Vote for 1)

96 ballots (0 over voted, 92 blank voted), 109 registered voters, turnout 88.07%

Write-in	4	100.00%
Total	4	100.00%

Josephine Soil & Water Conservation District Director, Zone 2 (Vote for 1)

96 ballots (0 over voted, 93 blank voted), 109 registered voters, turnout 88.07%

Write-in	3	100.00%
Total	3	100.00%

Josephine Soil & Water Conservation District Director, Zone 3 (Vote for 1)

96 ballots (0 over voted, 93 blank voted), 109 registered voters, turnout 88.07%

Write-in	3	100.00%
Total	3	100.00%

Josephine Soil & Water Conservation District Director, At Large 1 (Vote for 1)

96 ballots (0 over voted, 91 blank voted), 109 registered voters, turnout 88.07%

Write-in	5	100.00%
Total	5	100.00%

Measure 94 (Vote for 1)

96 ballots (0 over voted, 8 blank voted), 109 registered voters, turnout 88.07%

Yes	25	28.41%
No	63	71.59%
Total	88	100.00%

Measure 95 (Vote for 1)

96 ballots (0 over voted, 13 blank voted), 109 registered voters, turnout 88.07%

Yes	53	63.86%
No	30	36.14%
Total	83	100.00%

Statement of Votes Cast by Geography
November 8, 2016 General Election
All Precincts, All Districts, All Contests
Official Results

Page: 38
2016-11-28
11:22:09

Total Ballots Cast: 45364, Registered Voters: 60464, Overall Turnout: 75.03%

Choice	Votes	Vote %
--------	-------	--------

Measure 96 (Vote for 1)

96 ballots (0 over voted, 5 blank voted), 109 registered voters, turnout 88.07%

Yes	75	82.42%
No	16	17.58%
Total	91	100.00%

Measure 97 (Vote for 1)

96 ballots (0 over voted, 4 blank voted), 109 registered voters, turnout 88.07%

Yes	23	25.00%
No	69	75.00%
Total	92	100.00%

Measure 98 (Vote for 1)

96 ballots (0 over voted, 10 blank voted), 109 registered voters, turnout 88.07%

Yes	52	60.47%
No	34	39.53%
Total	86	100.00%

Measure 99 (Vote for 1)

96 ballots (0 over voted, 4 blank voted), 109 registered voters, turnout 88.07%

Yes	51	55.43%
No	41	44.57%
Total	92	100.00%

Measure 100 (Vote for 1)

96 ballots (0 over voted, 8 blank voted), 109 registered voters, turnout 88.07%

Yes	52	59.09%
No	36	40.91%
Total	88	100.00%

Measure 17-74 Four-Year Deputies, Prosecution, Treatment and Jail Beds Tax (Vote for 1)

96 ballots (0 over voted, 5 blank voted), 109 registered voters, turnout 88.07%

Yes	47	51.65%
No	44	48.35%
Total	91	100.00%

Measure 17-75 An Ordinance Imposing a Tax on Selling Retail Recreational Marijuana (Vote for 1)

96 ballots (0 over voted, 4 blank voted), 109 registered voters, turnout 88.07%

Yes	75	81.52%
No	17	18.48%
Total	92	100.00%

Measure 17-73 Prohibits marijuana registrants and licensees in Grants Pass (Vote for 1)

96 ballots (0 over voted, 4 blank voted), 109 registered voters, turnout 88.07%

Yes	55	59.78%
No	37	40.22%
Total	92	100.00%

Precinct 10

United States President and Vice President (Vote for 1)

160 ballots (0 over voted, 5 blank voted), 187 registered voters, turnout 85.56%

Trump/Pence	99	63.87%
Clinton/Kaine	44	28.39%
Stein/Baraka	5	3.23%
Johnson/Weld	7	4.52%
Write-in	0	0.00%
Total	155	100.00%

Statement of Votes Cast by Geography
November 8, 2016 General Election
All Precincts, All Districts, All Contests
Official Results

Page: 39
2016-11-28
11:22:09

Total Ballots Cast: 45364, Registered Voters: 60464, Overall Turnout: 75.03%

Choice	Votes	Vote %
--------	-------	--------

US Senator (Vote for 1)

160 ballots (0 over voted, 6 blank voted), 187 registered voters, turnout 85.56%

Steven C Reynolds	6	3.90%
Ron Wyden	55	35.71%
Mark Callahan	87	56.49%
Eric Navickas	0	0.00%
Jim Lindsay	1	0.65%
Shanti S Lewallen	5	3.25%
Write-in	0	0.00%
Total	154	100.00%

US Representative, 2nd District (Vote for 1)

160 ballots (0 over voted, 7 blank voted), 187 registered voters, turnout 85.56%

Greg Walden	122	79.74%
James (Jim) Crary	31	20.26%
Write-in	0	0.00%
Total	153	100.00%

Governor (Vote for 1)

160 ballots (0 over voted, 4 blank voted), 187 registered voters, turnout 85.56%

James Foster	1	0.64%
Kate Brown	51	32.69%
Cliff Thomason	7	4.49%
Aaron Donald Auer	2	1.28%
Bud Pierce	95	60.90%
Write-in	0	0.00%
Total	156	100.00%

Secretary of State (Vote for 1)

160 ballots (0 over voted, 9 blank voted), 187 registered voters, turnout 85.56%

Sharon L Durbin	1	0.66%
Dennis Richardson	103	68.21%
Paul Damian Wells	5	3.31%
Brad Avakian	37	24.50%
Alan Zundel	4	2.65%
Michael Marsh	1	0.66%
Write-in	0	0.00%
Total	151	100.00%

State Treasurer (Vote for 1)

160 ballots (0 over voted, 9 blank voted), 187 registered voters, turnout 85.56%

Chris Henry	4	2.65%
Tobias Read	35	23.18%
Jeff Gudman	100	66.23%
Chris Telfer	12	7.95%
Write-in	0	0.00%
Total	151	100.00%

Attorney General (Vote for 1)

160 ballots (0 over voted, 8 blank voted), 187 registered voters, turnout 85.56%

Lars D H Hedbor	2	1.32%
Ellen Rosenblum	51	33.55%
Daniel Zene Crowe	99	65.13%
Write-in	0	0.00%
Total	152	100.00%

State Senator, 2nd District (Vote for 1)

160 ballots (0 over voted, 39 blank voted), 187 registered voters, turnout 85.56%

H Baertschiger Jr	116	95.87%
Write-in	5	4.13%

Statement of Votes Cast by Geography
November 8, 2016 General Election
All Precincts, All Districts, All Contests
Official Results

Page: 40
2016-11-28
11:22:09

Total Ballots Cast: 45364, Registered Voters: 60464, Overall Turnout: 75.03%

Choice	Votes	Vote %
Total	121	100.00%

State Representative, 3rd District (Vote for 1)

160 ballots (0 over voted, 15 blank voted), 187 registered voters, turnout 85.56%

Carl Wilson	105	72.41%
Tom Johnson	40	27.59%
Write-in	0	0.00%
Total	145	100.00%

Judge of the Supreme Court, Position 6 (Vote for 1)

160 ballots (0 over voted, 62 blank voted), 187 registered voters, turnout 85.56%

Lynn R Nakamoto	97	98.98%
Write-in	1	1.02%
Total	98	100.00%

Judge of the Court of Appeals, Position 5 (Vote for 1)

160 ballots (0 over voted, 68 blank voted), 187 registered voters, turnout 85.56%

Scott Shorr	91	98.91%
Write-in	1	1.09%
Total	92	100.00%

Judge of the Court of Appeals, Position 8 (Vote for 1)

160 ballots (0 over voted, 67 blank voted), 187 registered voters, turnout 85.56%

Roger J DeHoog	92	98.92%
Write-in	1	1.08%
Total	93	100.00%

County Commissioner, Position 2 (Vote for 1)

160 ballots (0 over voted, 23 blank voted), 187 registered voters, turnout 85.56%

Dan DeYoung	75	54.74%
Keith Heck	62	45.26%
Write-in	0	0.00%
Total	137	100.00%

County Commissioner, Position 3 (Vote for 1)

160 ballots (0 over voted, 11 blank voted), 187 registered voters, turnout 85.56%

Bill Hunker	60	40.27%
Lily Morgan	89	59.73%
Write-in	0	0.00%
Total	149	100.00%

County Clerk & Recorder (Vote for 1)

160 ballots (0 over voted, 25 blank voted), 187 registered voters, turnout 85.56%

James Rafferty	36	26.67%
Trisha Myers	99	73.33%
Write-in	0	0.00%
Total	135	100.00%

County Treasurer (Vote for 1)

160 ballots (0 over voted, 54 blank voted), 187 registered voters, turnout 85.56%

Eva L I Arce	106	100.00%
Write-in	0	0.00%
Total	106	100.00%

City of Grants Pass Mayor (Vote for 1)

156 ballots (0 over voted, 51 blank voted), 182 registered voters, turnout 85.71%

Darin Fowler	104	99.05%
Write-in	1	0.95%

Statement of Votes Cast by Geography
November 8, 2016 General Election
All Precincts, All Districts, All Contests
Official Results

Page: 41
2016-11-28
11:22:09

Total Ballots Cast: 45364, Registered Voters: 60464, Overall Turnout: 75.03%

Choice	Votes	Vote %
Total	105	100.00%

City of Grants Pass Council, Ward 1 (Vote for 1)

156 ballots (0 over voted, 39 blank voted), 182 registered voters, turnout 85.71%

Mary Theresa Wertz	42	35.90%
Tyler Flaming	75	64.10%
Write-in	0	0.00%
Total	117	100.00%

City of Grants Pass Council, Ward 2 (Vote for 1)

156 ballots (0 over voted, 43 blank voted), 182 registered voters, turnout 85.71%

Chris Burrow	52	46.02%
Valerie Lovelace	61	53.98%
Write-in	0	0.00%
Total	113	100.00%

City of Grants Pass Council, Ward 3 (Vote for 1)

156 ballots (0 over voted, 75 blank voted), 182 registered voters, turnout 85.71%

Dennis J Douglass	29	35.80%
Don Hartline	25	30.86%
Jason Sharp	27	33.33%
Write-in	0	0.00%
Total	81	100.00%

City of Grants Pass Council, Ward 4 (2 Year Term) (Vote for 1)

156 ballots (0 over voted, 69 blank voted), 182 registered voters, turnout 85.71%

Jason M Anderson	87	100.00%
Write-in	0	0.00%
Total	87	100.00%

City of Grants Pass Council, Ward 4 (Vote for 1)

156 ballots (0 over voted, 60 blank voted), 182 registered voters, turnout 85.71%

Barry Eames	57	59.38%
Ronald F Schutz	39	40.62%
Write-in	0	0.00%
Total	96	100.00%

Josephine Soil & Water Conservation District Director, Zone 1 (Vote for 1)

160 ballots (0 over voted, 153 blank voted), 187 registered voters, turnout 85.56%

Write-in	7	100.00%
Total	7	100.00%

Josephine Soil & Water Conservation District Director, Zone 2 (Vote for 1)

160 ballots (0 over voted, 155 blank voted), 187 registered voters, turnout 85.56%

Write-in	5	100.00%
Total	5	100.00%

Josephine Soil & Water Conservation District Director, Zone 3 (Vote for 1)

160 ballots (0 over voted, 158 blank voted), 187 registered voters, turnout 85.56%

Write-in	2	100.00%
Total	2	100.00%

Josephine Soil & Water Conservation District Director, At Large 1 (Vote for 1)

160 ballots (0 over voted, 158 blank voted), 187 registered voters, turnout 85.56%

Write-in	2	100.00%
Total	2	100.00%

Statement of Votes Cast by Geography
November 8, 2016 General Election
All Precincts, All Districts, All Contests
Official Results

Page: 42
2016-11-28
11:22:09

Total Ballots Cast: 45364, Registered Voters: 60464, Overall Turnout: 75.03%

Choice	Votes	Vote %
--------	-------	--------

Measure 94 (Vote for 1)

160 ballots (0 over voted, 7 blank voted), 187 registered voters, turnout 85.56%

Yes	45	29.41%
No	108	70.59%
Total	153	100.00%

Measure 95 (Vote for 1)

160 ballots (0 over voted, 20 blank voted), 187 registered voters, turnout 85.56%

Yes	95	67.86%
No	45	32.14%
Total	140	100.00%

Measure 96 (Vote for 1)

160 ballots (0 over voted, 7 blank voted), 187 registered voters, turnout 85.56%

Yes	135	88.24%
No	18	11.76%
Total	153	100.00%

Measure 97 (Vote for 1)

160 ballots (0 over voted, 2 blank voted), 187 registered voters, turnout 85.56%

Yes	53	33.54%
No	105	66.46%
Total	158	100.00%

Measure 98 (Vote for 1)

160 ballots (0 over voted, 9 blank voted), 187 registered voters, turnout 85.56%

Yes	81	53.64%
No	70	46.36%
Total	151	100.00%

Measure 99 (Vote for 1)

160 ballots (0 over voted, 8 blank voted), 187 registered voters, turnout 85.56%

Yes	77	50.66%
No	75	49.34%
Total	152	100.00%

Measure 100 (Vote for 1)

160 ballots (0 over voted, 8 blank voted), 187 registered voters, turnout 85.56%

Yes	93	61.18%
No	59	38.82%
Total	152	100.00%

Measure 17-74 Four-Year Deputies, Prosecution, Treatment and Jail Beds Tax (Vote for 1)

160 ballots (0 over voted, 4 blank voted), 187 registered voters, turnout 85.56%

Yes	58	37.18%
No	98	62.82%
Total	156	100.00%

Measure 17-75 An Ordinance Imposing a Tax on Selling Retail Recreational Marijuana (Vote for 1)

160 ballots (0 over voted, 3 blank voted), 187 registered voters, turnout 85.56%

Yes	131	83.44%
No	26	16.56%
Total	157	100.00%

Measure 17-73 Prohibits marijuana registrants and licensees in Grants Pass (Vote for 1)

156 ballots (0 over voted, 4 blank voted), 182 registered voters, turnout 85.71%

Yes	94	61.84%
No	58	38.16%

Statement of Votes Cast by Geography
November 8, 2016 General Election
All Precincts, All Districts, All Contests
Official Results

Page: 43
2016-11-28
11:22:09

Total Ballots Cast: 45364, Registered Voters: 60464, Overall Turnout: 75.03%

Choice	Votes	Vote %
Total	152	100.00%

Precinct 11

United States President and Vice President (Vote for 1)

219 ballots (0 over voted, 8 blank voted), 289 registered voters, turnout 75.78%

Trump/Pence	121	57.35%
Clinton/Kaine	67	31.75%
Stein/Baraka	2	0.95%
Johnson/Weld	11	5.21%
Write-in	10	4.74%
Total	211	100.00%

US Senator (Vote for 1)

219 ballots (0 over voted, 8 blank voted), 289 registered voters, turnout 75.78%

Steven C Reynolds	11	5.21%
Ron Wyden	91	43.13%
Mark Callahan	97	45.97%
Eric Navickas	4	1.90%
Jim Lindsay	4	1.90%
Shanti S Lewallen	3	1.42%
Write-in	1	0.47%
Total	211	100.00%

US Representative, 2nd District (Vote for 1)

219 ballots (0 over voted, 12 blank voted), 289 registered voters, turnout 75.78%

Greg Walden	162	78.26%
James (Jim) Crary	45	21.74%
Write-in	0	0.00%
Total	207	100.00%

Governor (Vote for 1)

219 ballots (0 over voted, 9 blank voted), 289 registered voters, turnout 75.78%

James Foster	5	2.38%
Kate Brown	75	35.71%
Cliff Thomason	8	3.81%
Aaron Donald Auer	1	0.48%
Bud Pierce	121	57.62%
Write-in	0	0.00%
Total	210	100.00%

Secretary of State (Vote for 1)

219 ballots (0 over voted, 19 blank voted), 289 registered voters, turnout 75.78%

Sharon L Durbin	6	3.00%
Dennis Richardson	132	66.00%
Paul Damian Wells	9	4.50%
Brad Avakian	50	25.00%
Alan Zundel	2	1.00%
Michael Marsh	1	0.50%
Write-in	0	0.00%
Total	200	100.00%

State Treasurer (Vote for 1)

219 ballots (0 over voted, 29 blank voted), 289 registered voters, turnout 75.78%

Chris Henry	7	3.68%
Tobias Read	48	25.26%
Jeff Gudman	118	62.11%
Chris Telfer	17	8.95%
Write-in	0	0.00%
Total	190	100.00%

Statement of Votes Cast by Geography
November 8, 2016 General Election
All Precincts, All Districts, All Contests
Official Results

Page: 44
2016-11-28
11:22:09

Total Ballots Cast: 45364, Registered Voters: 60464, Overall Turnout: 75.03%

Choice	Votes	Vote %
--------	-------	--------

Attorney General (Vote for 1)

219 ballots (0 over voted, 27 blank voted), 289 registered voters, turnout 75.78%

Lars D H Hedbor	6	3.12%
Ellen Rosenblum	66	34.38%
Daniel Zene Crowe	120	62.50%
Write-in	0	0.00%
Total	192	100.00%

State Senator, 2nd District (Vote for 1)

219 ballots (0 over voted, 80 blank voted), 289 registered voters, turnout 75.78%

H Baertschiger Jr	137	98.56%
Write-in	2	1.44%
Total	139	100.00%

State Representative, 4th District (Vote for 1)

219 ballots (0 over voted, 76 blank voted), 289 registered voters, turnout 75.78%

Duane A Stark	143	100.00%
Write-in	0	0.00%
Total	143	100.00%

Judge of the Supreme Court, Position 6 (Vote for 1)

219 ballots (0 over voted, 89 blank voted), 289 registered voters, turnout 75.78%

Lynn R Nakamoto	130	100.00%
Write-in	0	0.00%
Total	130	100.00%

Judge of the Court of Appeals, Position 5 (Vote for 1)

219 ballots (0 over voted, 91 blank voted), 289 registered voters, turnout 75.78%

Scott Shorr	128	100.00%
Write-in	0	0.00%
Total	128	100.00%

Judge of the Court of Appeals, Position 8 (Vote for 1)

219 ballots (0 over voted, 91 blank voted), 289 registered voters, turnout 75.78%

Roger J DeHoog	128	100.00%
Write-in	0	0.00%
Total	128	100.00%

County Commissioner, Position 2 (Vote for 1)

219 ballots (0 over voted, 41 blank voted), 289 registered voters, turnout 75.78%

Dan DeYoung	101	56.74%
Keith Heck	76	42.70%
Write-in	1	0.56%
Total	178	100.00%

County Commissioner, Position 3 (Vote for 1)

219 ballots (0 over voted, 42 blank voted), 289 registered voters, turnout 75.78%

Bill Hunker	60	33.90%
Lily Morgan	117	66.10%
Write-in	0	0.00%
Total	177	100.00%

County Clerk & Recorder (Vote for 1)

219 ballots (0 over voted, 64 blank voted), 289 registered voters, turnout 75.78%

James Rafferty	50	32.26%
Trisha Myers	105	67.74%
Write-in	0	0.00%
Total	155	100.00%

Statement of Votes Cast by Geography
November 8, 2016 General Election
All Precincts, All Districts, All Contests
Official Results

Page: 45
2016-11-28
11:22:09

Total Ballots Cast: 45364, Registered Voters: 60464, Overall Turnout: 75.03%

Choice	Votes	Vote %
--------	-------	--------

County Treasurer (Vote for 1)

219 ballots (0 over voted, 89 blank voted), 289 registered voters, turnout 75.78%

Eva L I Arce	130	100.00%
Write-in	0	0.00%
Total	130	100.00%

City of Grants Pass Mayor (Vote for 1)

219 ballots (0 over voted, 88 blank voted), 289 registered voters, turnout 75.78%

Darin Fowler	130	99.24%
Write-in	1	0.76%
Total	131	100.00%

City of Grants Pass Council, Ward 1 (Vote for 1)

219 ballots (0 over voted, 58 blank voted), 289 registered voters, turnout 75.78%

Mary Theresa Wertz	62	38.51%
Tyler Flaming	99	61.49%
Write-in	0	0.00%
Total	161	100.00%

City of Grants Pass Council, Ward 2 (Vote for 1)

219 ballots (0 over voted, 51 blank voted), 289 registered voters, turnout 75.78%

Chris Burrow	40	23.81%
Valerie Lovelace	128	76.19%
Write-in	0	0.00%
Total	168	100.00%

City of Grants Pass Council, Ward 3 (Vote for 1)

219 ballots (0 over voted, 109 blank voted), 289 registered voters, turnout 75.78%

Dennis J Douglass	31	28.18%
Don Hartline	41	37.27%
Jason Sharp	36	32.73%
Write-in	2	1.82%
Total	110	100.00%

City of Grants Pass Council, Ward 4 (2 Year Term) (Vote for 1)

219 ballots (0 over voted, 106 blank voted), 289 registered voters, turnout 75.78%

Jason M Anderson	111	98.23%
Write-in	2	1.77%
Total	113	100.00%

City of Grants Pass Council, Ward 4 (Vote for 1)

219 ballots (0 over voted, 93 blank voted), 289 registered voters, turnout 75.78%

Barry Eames	79	62.70%
Ronald F Schutz	47	37.30%
Write-in	0	0.00%
Total	126	100.00%

Josephine Soil & Water Conservation District Director, Zone 1 (Vote for 1)

219 ballots (0 over voted, 208 blank voted), 289 registered voters, turnout 75.78%

Write-in	11	100.00%
Total	11	100.00%

Josephine Soil & Water Conservation District Director, Zone 2 (Vote for 1)

219 ballots (0 over voted, 208 blank voted), 289 registered voters, turnout 75.78%

Write-in	11	100.00%
Total	11	100.00%

Statement of Votes Cast by Geography
November 8, 2016 General Election
All Precincts, All Districts, All Contests
Official Results

Page: 46
2016-11-28
11:22:09

Total Ballots Cast: 45364, Registered Voters: 60464, Overall Turnout: 75.03%

Choice	Votes	Vote %
Josephine Soil & Water Conservation District Director, Zone 3 (Vote for 1)		
219 ballots (0 over voted, 208 blank voted), 289 registered voters, turnout 75.78%		
Write-in	11	100.00%
Total	11	100.00%
Josephine Soil & Water Conservation District Director, At Large 1 (Vote for 1)		
219 ballots (0 over voted, 208 blank voted), 289 registered voters, turnout 75.78%		
Write-in	11	100.00%
Total	11	100.00%
Measure 94 (Vote for 1)		
219 ballots (0 over voted, 14 blank voted), 289 registered voters, turnout 75.78%		
Yes	68	33.17%
No	137	66.83%
Total	205	100.00%
Measure 95 (Vote for 1)		
219 ballots (0 over voted, 20 blank voted), 289 registered voters, turnout 75.78%		
Yes	125	62.81%
No	74	37.19%
Total	199	100.00%
Measure 96 (Vote for 1)		
219 ballots (0 over voted, 9 blank voted), 289 registered voters, turnout 75.78%		
Yes	183	87.14%
No	27	12.86%
Total	210	100.00%
Measure 97 (Vote for 1)		
219 ballots (0 over voted, 8 blank voted), 289 registered voters, turnout 75.78%		
Yes	87	41.23%
No	124	58.77%
Total	211	100.00%
Measure 98 (Vote for 1)		
219 ballots (0 over voted, 14 blank voted), 289 registered voters, turnout 75.78%		
Yes	113	55.12%
No	92	44.88%
Total	205	100.00%
Measure 99 (Vote for 1)		
219 ballots (0 over voted, 9 blank voted), 289 registered voters, turnout 75.78%		
Yes	124	59.05%
No	86	40.95%
Total	210	100.00%
Measure 100 (Vote for 1)		
219 ballots (0 over voted, 14 blank voted), 289 registered voters, turnout 75.78%		
Yes	136	66.34%
No	69	33.66%
Total	205	100.00%
Measure 17-74 Four-Year Deputies, Prosecution, Treatment and Jail Beds Tax (Vote for 1)		
219 ballots (0 over voted, 12 blank voted), 289 registered voters, turnout 75.78%		
Yes	92	44.44%
No	115	55.56%
Total	207	100.00%

Statement of Votes Cast by Geography
November 8, 2016 General Election
All Precincts, All Districts, All Contests
Official Results

Page: 47
2016-11-28
11:22:09

Total Ballots Cast: 45364, Registered Voters: 60464, Overall Turnout: 75.03%

Choice	Votes	Vote %
Measure 17-75 An Ordinance Imposing a Tax on Selling Retail Recreational Marijuana (Vote for 1) 219 ballots (0 over voted, 5 blank voted), 289 registered voters, turnout 75.78%		
Yes	179	83.64%
No	35	16.36%
Total	214	100.00%

Measure 17-73 Prohibits marijuana registrants and licensees in Grants Pass (Vote for 1) 219 ballots (0 over voted, 8 blank voted), 289 registered voters, turnout 75.78%		
Yes	116	54.98%
No	95	45.02%
Total	211	100.00%

Precinct 12

United States President and Vice President (Vote for 1) 267 ballots (0 over voted, 2 blank voted), 331 registered voters, turnout 80.66%		
Trump/Pence	175	66.04%
Clinton/Kaine	66	24.91%
Stein/Baraka	8	3.02%
Johnson/Weld	12	4.53%
Write-in	4	1.51%
Total	265	100.00%

US Senator (Vote for 1) 267 ballots (0 over voted, 11 blank voted), 331 registered voters, turnout 80.66%		
Steven C Reynolds	9	3.52%
Ron Wyden	100	39.06%
Mark Callahan	128	50.00%
Eric Navickas	4	1.56%
Jim Lindsay	8	3.12%
Shanti S Lewallen	7	2.73%
Write-in	0	0.00%
Total	256	100.00%

US Representative, 2nd District (Vote for 1) 267 ballots (0 over voted, 11 blank voted), 331 registered voters, turnout 80.66%		
Greg Walden	193	75.39%
James (Jim) Crary	63	24.61%
Write-in	0	0.00%
Total	256	100.00%

Governor (Vote for 1) 267 ballots (0 over voted, 12 blank voted), 331 registered voters, turnout 80.66%		
James Foster	11	4.31%
Kate Brown	83	32.55%
Cliff Thomason	7	2.75%
Aaron Donald Auer	3	1.18%
Bud Pierce	151	59.22%
Write-in	0	0.00%
Total	255	100.00%

Secretary of State (Vote for 1) 267 ballots (0 over voted, 19 blank voted), 331 registered voters, turnout 80.66%		
Sharon L Durbin	11	4.44%
Dennis Richardson	160	64.52%
Paul Damian Wells	5	2.02%
Brad Avakian	60	24.19%
Alan Zundel	8	3.23%
Michael Marsh	4	1.61%
Write-in	0	0.00%

Statement of Votes Cast by Geography
November 8, 2016 General Election
All Precincts, All Districts, All Contests
Official Results

Page: 48
2016-11-28
11:22:09

Total Ballots Cast: 45364, Registered Voters: 60464, Overall Turnout: 75.03%

Choice	Votes	Vote %
Total	248	100.00%

State Treasurer (Vote for 1)

267 ballots (0 over voted, 22 blank voted), 331 registered voters, turnout 80.66%

Chris Henry	10	4.08%
Tobias Read	64	26.12%
Jeff Gudman	150	61.22%
Chris Telfer	21	8.57%
Write-in	0	0.00%
Total	245	100.00%

Attorney General (Vote for 1)

267 ballots (0 over voted, 22 blank voted), 331 registered voters, turnout 80.66%

Lars D H Hedbor	16	6.53%
Ellen Rosenblum	76	31.02%
Daniel Zene Crowe	153	62.45%
Write-in	0	0.00%
Total	245	100.00%

State Senator, 2nd District (Vote for 1)

267 ballots (0 over voted, 64 blank voted), 331 registered voters, turnout 80.66%

H Baertschiger Jr	201	99.01%
Write-in	2	0.99%
Total	203	100.00%

State Representative, 3rd District (Vote for 1)

267 ballots (0 over voted, 21 blank voted), 331 registered voters, turnout 80.66%

Carl Wilson	186	75.61%
Tom Johnson	60	24.39%
Write-in	0	0.00%
Total	246	100.00%

Judge of the Supreme Court, Position 6 (Vote for 1)

267 ballots (0 over voted, 101 blank voted), 331 registered voters, turnout 80.66%

Lynn R Nakamoto	166	100.00%
Write-in	0	0.00%
Total	166	100.00%

Judge of the Court of Appeals, Position 5 (Vote for 1)

267 ballots (0 over voted, 107 blank voted), 331 registered voters, turnout 80.66%

Scott Shorr	160	100.00%
Write-in	0	0.00%
Total	160	100.00%

Judge of the Court of Appeals, Position 8 (Vote for 1)

267 ballots (0 over voted, 115 blank voted), 331 registered voters, turnout 80.66%

Roger J DeHoog	151	99.34%
Write-in	1	0.66%
Total	152	100.00%

County Commissioner, Position 2 (Vote for 1)

267 ballots (0 over voted, 56 blank voted), 331 registered voters, turnout 80.66%

Dan DeYoung	116	54.98%
Keith Heck	94	44.55%
Write-in	1	0.47%
Total	211	100.00%

Statement of Votes Cast by Geography
November 8, 2016 General Election
All Precincts, All Districts, All Contests
Official Results

Page: 49
2016-11-28
11:22:09

Total Ballots Cast: 45364, Registered Voters: 60464, Overall Turnout: 75.03%

Choice	Votes	Vote %
--------	-------	--------

County Commissioner, Position 3 (Vote for 1)

267 ballots (0 over voted, 39 blank voted), 331 registered voters, turnout 80.66%

Bill Hunker	102	44.74%
Lily Morgan	126	55.26%
Write-in	0	0.00%
Total	228	100.00%

County Clerk & Recorder (Vote for 1)

267 ballots (0 over voted, 53 blank voted), 331 registered voters, turnout 80.66%

James Rafferty	68	31.78%
Trisha Myers	146	68.22%
Write-in	0	0.00%
Total	214	100.00%

County Treasurer (Vote for 1)

267 ballots (0 over voted, 99 blank voted), 331 registered voters, turnout 80.66%

Eva L I Arce	168	100.00%
Write-in	0	0.00%
Total	168	100.00%

Josephine Soil & Water Conservation District Director, Zone 1 (Vote for 1)

267 ballots (0 over voted, 253 blank voted), 331 registered voters, turnout 80.66%

Write-in	14	100.00%
Total	14	100.00%

Josephine Soil & Water Conservation District Director, Zone 2 (Vote for 1)

267 ballots (0 over voted, 256 blank voted), 331 registered voters, turnout 80.66%

Write-in	11	100.00%
Total	11	100.00%

Josephine Soil & Water Conservation District Director, Zone 3 (Vote for 1)

267 ballots (0 over voted, 256 blank voted), 331 registered voters, turnout 80.66%

Write-in	11	100.00%
Total	11	100.00%

Josephine Soil & Water Conservation District Director, At Large 1 (Vote for 1)

267 ballots (0 over voted, 256 blank voted), 331 registered voters, turnout 80.66%

Write-in	11	100.00%
Total	11	100.00%

Measure 94 (Vote for 1)

267 ballots (0 over voted, 13 blank voted), 331 registered voters, turnout 80.66%

Yes	79	31.10%
No	175	68.90%
Total	254	100.00%

Measure 95 (Vote for 1)

267 ballots (0 over voted, 24 blank voted), 331 registered voters, turnout 80.66%

Yes	145	59.67%
No	98	40.33%
Total	243	100.00%

Measure 96 (Vote for 1)

267 ballots (0 over voted, 7 blank voted), 331 registered voters, turnout 80.66%

Yes	208	80.00%
No	52	20.00%
Total	260	100.00%

Statement of Votes Cast by Geography
November 8, 2016 General Election
All Precincts, All Districts, All Contests
Official Results

Page: 50
2016-11-28
11:22:09

Total Ballots Cast: 45364, Registered Voters: 60464, Overall Turnout: 75.03%

Choice	Votes	Vote %
--------	-------	--------

Measure 97 (Vote for 1)

267 ballots (0 over voted, 6 blank voted), 331 registered voters, turnout 80.66%

Yes	98	37.55%
No	163	62.45%
Total	261	100.00%

Measure 98 (Vote for 1)

267 ballots (0 over voted, 10 blank voted), 331 registered voters, turnout 80.66%

Yes	149	57.98%
No	108	42.02%
Total	257	100.00%

Measure 99 (Vote for 1)

267 ballots (0 over voted, 8 blank voted), 331 registered voters, turnout 80.66%

Yes	146	56.37%
No	113	43.63%
Total	259	100.00%

Measure 100 (Vote for 1)

267 ballots (0 over voted, 12 blank voted), 331 registered voters, turnout 80.66%

Yes	147	57.65%
No	108	42.35%
Total	255	100.00%

Measure 17-74 Four-Year Deputies, Prosecution, Treatment and Jail Beds Tax (Vote for 1)

267 ballots (0 over voted, 8 blank voted), 331 registered voters, turnout 80.66%

Yes	105	40.54%
No	154	59.46%
Total	259	100.00%

Measure 17-75 An Ordinance Imposing a Tax on Selling Retail Recreational Marijuana (Vote for 1)

267 ballots (0 over voted, 2 blank voted), 331 registered voters, turnout 80.66%

Yes	196	73.96%
No	69	26.04%
Total	265	100.00%

Precinct 13

United States President and Vice President (Vote for 1)

230 ballots (0 over voted, 1 blank voted), 312 registered voters, turnout 73.72%

Trump/Pence	131	57.21%
Clinton/Kaine	75	32.75%
Stein/Baraka	5	2.18%
Johnson/Weld	14	6.11%
Write-in	4	1.75%
Total	229	100.00%

US Senator (Vote for 1)

230 ballots (0 over voted, 8 blank voted), 312 registered voters, turnout 73.72%

Steven C Reynolds	5	2.25%
Ron Wyden	110	49.55%
Mark Callahan	99	44.59%
Eric Navickas	3	1.35%
Jim Lindsay	3	1.35%
Shanti S Lewallen	2	0.90%
Write-in	0	0.00%
Total	222	100.00%

Statement of Votes Cast by Geography
November 8, 2016 General Election
All Precincts, All Districts, All Contests
Official Results

Page: 51
2016-11-28
11:22:09

Total Ballots Cast: 45364, Registered Voters: 60464, Overall Turnout: 75.03%

Choice	Votes	Vote %
US Representative, 2nd District (Vote for 1)		
230 ballots (0 over voted, 11 blank voted), 312 registered voters, turnout 73.72%		
Greg Walden	169	77.17%
James (Jim) Crary	50	22.83%
Write-in	0	0.00%
Total	219	100.00%

Governor (Vote for 1)
230 ballots (0 over voted, 8 blank voted), 312 registered voters, turnout 73.72%

James Foster	2	0.90%
Kate Brown	98	44.14%
Cliff Thomason	9	4.05%
Aaron Donald Auer	10	4.50%
Bud Pierce	102	45.95%
Write-in	1	0.45%
Total	222	100.00%

Secretary of State (Vote for 1)
230 ballots (0 over voted, 15 blank voted), 312 registered voters, turnout 73.72%

Sharon L Durbin	5	2.33%
Dennis Richardson	119	55.35%
Paul Damian Wells	11	5.12%
Brad Avakian	67	31.16%
Alan Zundel	7	3.26%
Michael Marsh	6	2.79%
Write-in	0	0.00%
Total	215	100.00%

State Treasurer (Vote for 1)
230 ballots (0 over voted, 18 blank voted), 312 registered voters, turnout 73.72%

Chris Henry	10	4.72%
Tobias Read	64	30.19%
Jeff Gudman	108	50.94%
Chris Telfer	29	13.68%
Write-in	1	0.47%
Total	212	100.00%

Attorney General (Vote for 1)
230 ballots (0 over voted, 18 blank voted), 312 registered voters, turnout 73.72%

Lars D H Hedbor	7	3.30%
Ellen Rosenblum	90	42.45%
Daniel Zene Crowe	114	53.77%
Write-in	1	0.47%
Total	212	100.00%

State Senator, 2nd District (Vote for 1)
230 ballots (0 over voted, 76 blank voted), 312 registered voters, turnout 73.72%

H Baertschiger Jr	150	97.40%
Write-in	4	2.60%
Total	154	100.00%

State Representative, 3rd District (Vote for 1)
230 ballots (0 over voted, 23 blank voted), 312 registered voters, turnout 73.72%

Carl Wilson	158	76.33%
Tom Johnson	48	23.19%
Write-in	1	0.48%
Total	207	100.00%

Statement of Votes Cast by Geography
November 8, 2016 General Election
All Precincts, All Districts, All Contests
Official Results

Page: 52
2016-11-28
11:22:09

Total Ballots Cast: 45364, Registered Voters: 60464, Overall Turnout: 75.03%

Choice	Votes	Vote %
Judge of the Supreme Court, Position 6 (Vote for 1)		
230 ballots (0 over voted, 95 blank voted), 312 registered voters, turnout 73.72%		
Lynn R Nakamoto	132	97.78%
Write-in	3	2.22%
Total	135	100.00%
Judge of the Court of Appeals, Position 5 (Vote for 1)		
230 ballots (0 over voted, 97 blank voted), 312 registered voters, turnout 73.72%		
Scott Shorr	130	97.74%
Write-in	3	2.26%
Total	133	100.00%
Judge of the Court of Appeals, Position 8 (Vote for 1)		
230 ballots (0 over voted, 101 blank voted), 312 registered voters, turnout 73.72%		
Roger J DeHoog	126	97.67%
Write-in	3	2.33%
Total	129	100.00%
County Commissioner, Position 2 (Vote for 1)		
230 ballots (0 over voted, 48 blank voted), 312 registered voters, turnout 73.72%		
Dan DeYoung	107	58.79%
Keith Heck	74	40.66%
Write-in	1	0.55%
Total	182	100.00%
County Commissioner, Position 3 (Vote for 1)		
230 ballots (0 over voted, 33 blank voted), 312 registered voters, turnout 73.72%		
Bill Hunker	74	37.56%
Lily Morgan	123	62.44%
Write-in	0	0.00%
Total	197	100.00%
County Clerk & Recorder (Vote for 1)		
230 ballots (0 over voted, 62 blank voted), 312 registered voters, turnout 73.72%		
James Rafferty	52	30.95%
Trisha Myers	116	69.05%
Write-in	0	0.00%
Total	168	100.00%
County Treasurer (Vote for 1)		
230 ballots (0 over voted, 103 blank voted), 312 registered voters, turnout 73.72%		
Eva L I Arce	126	99.21%
Write-in	1	0.79%
Total	127	100.00%
Josephine Soil & Water Conservation District Director, Zone 1 (Vote for 1)		
230 ballots (0 over voted, 216 blank voted), 312 registered voters, turnout 73.72%		
Write-in	14	100.00%
Total	14	100.00%
Josephine Soil & Water Conservation District Director, Zone 2 (Vote for 1)		
230 ballots (0 over voted, 217 blank voted), 312 registered voters, turnout 73.72%		
Write-in	13	100.00%
Total	13	100.00%
Josephine Soil & Water Conservation District Director, Zone 3 (Vote for 1)		
230 ballots (0 over voted, 217 blank voted), 312 registered voters, turnout 73.72%		
Write-in	13	100.00%

Statement of Votes Cast by Geography
November 8, 2016 General Election
All Precincts, All Districts, All Contests
Official Results

Page: 53
2016-11-28
11:22:09

Total Ballots Cast: 45364, Registered Voters: 60464, Overall Turnout: 75.03%

Choice	Votes	Vote %
Total	13	100.00%

Josephine Soil & Water Conservation District Director, At Large 1 (Vote for 1)
230 ballots (0 over voted, 216 blank voted), 312 registered voters, turnout 73.72%

Write-in	14	100.00%
Total	14	100.00%

Measure 94 (Vote for 1)
230 ballots (0 over voted, 25 blank voted), 312 registered voters, turnout 73.72%

Yes	54	26.34%
No	151	73.66%
Total	205	100.00%

Measure 95 (Vote for 1)
230 ballots (0 over voted, 27 blank voted), 312 registered voters, turnout 73.72%

Yes	141	69.46%
No	62	30.54%
Total	203	100.00%

Measure 96 (Vote for 1)
230 ballots (0 over voted, 15 blank voted), 312 registered voters, turnout 73.72%

Yes	189	87.91%
No	26	12.09%
Total	215	100.00%

Measure 97 (Vote for 1)
230 ballots (1 over voted, 8 blank voted), 312 registered voters, turnout 73.72%

Yes	74	33.48%
No	147	66.52%
Total	221	100.00%

Measure 98 (Vote for 1)
230 ballots (0 over voted, 17 blank voted), 312 registered voters, turnout 73.72%

Yes	138	64.79%
No	75	35.21%
Total	213	100.00%

Measure 99 (Vote for 1)
230 ballots (0 over voted, 21 blank voted), 312 registered voters, turnout 73.72%

Yes	129	61.72%
No	80	38.28%
Total	209	100.00%

Measure 100 (Vote for 1)
230 ballots (0 over voted, 18 blank voted), 312 registered voters, turnout 73.72%

Yes	132	62.26%
No	80	37.74%
Total	212	100.00%

Measure 17-74 Four-Year Deputies, Prosecution, Treatment and Jail Beds Tax (Vote for 1)
230 ballots (0 over voted, 14 blank voted), 312 registered voters, turnout 73.72%

Yes	93	43.06%
No	123	56.94%
Total	216	100.00%

Measure 17-75 An Ordinance Imposing a Tax on Selling Retail Recreational Marijuana (Vote for 1)
230 ballots (0 over voted, 12 blank voted), 312 registered voters, turnout 73.72%

Yes	164	75.23%
-----	-----	--------

Statement of Votes Cast by Geography
November 8, 2016 General Election
All Precincts, All Districts, All Contests
Official Results

Page: 54
2016-11-28
11:22:09

Total Ballots Cast: 45364, Registered Voters: 60464, Overall Turnout: 75.03%

Choice	Votes	Vote %
No	54	24.77%
Total	218	100.00%

Precinct 14

United States President and Vice President (Vote for 1)

110 ballots (0 over voted, 2 blank voted), 136 registered voters, turnout 80.88%

Trump/Pence	69	63.89%
Clinton/Kaine	33	30.56%
Stein/Baraka	2	1.85%
Johnson/Weld	3	2.78%
Write-in	1	0.93%
Total	108	100.00%

US Senator (Vote for 1)

110 ballots (0 over voted, 7 blank voted), 136 registered voters, turnout 80.88%

Steven C Reynolds	2	1.94%
Ron Wyden	50	48.54%
Mark Callahan	48	46.60%
Eric Navickas	2	1.94%
Jim Lindsay	0	0.00%
Shanti S Lewallen	1	0.97%
Write-in	0	0.00%
Total	103	100.00%

US Representative, 4th District (Vote for 1)

110 ballots (0 over voted, 11 blank voted), 136 registered voters, turnout 80.88%

Peter A DeFazio	35	35.35%
Art Robinson	60	60.61%
Mike Beilstein	3	3.03%
Gil Guthrie	1	1.01%
Write-in	0	0.00%
Total	99	100.00%

Governor (Vote for 1)

110 ballots (0 over voted, 9 blank voted), 136 registered voters, turnout 80.88%

James Foster	2	1.98%
Kate Brown	31	30.69%
Cliff Thomason	4	3.96%
Aaron Donald Auer	3	2.97%
Bud Pierce	61	60.40%
Write-in	0	0.00%
Total	101	100.00%

Secretary of State (Vote for 1)

110 ballots (0 over voted, 11 blank voted), 136 registered voters, turnout 80.88%

Sharon L Durbin	1	1.01%
Dennis Richardson	64	64.65%
Paul Damian Wells	3	3.03%
Brad Avakian	28	28.28%
Alan Zundel	0	0.00%
Michael Marsh	3	3.03%
Write-in	0	0.00%
Total	99	100.00%

State Treasurer (Vote for 1)

110 ballots (0 over voted, 16 blank voted), 136 registered voters, turnout 80.88%

Chris Henry	2	2.13%
Tobias Read	28	29.79%
Jeff Gudman	57	60.64%
Chris Telfer	7	7.45%
Write-in	0	0.00%

Statement of Votes Cast by Geography
November 8, 2016 General Election
All Precincts, All Districts, All Contests
Official Results

Page: 55
2016-11-28
11:22:09

Total Ballots Cast: 45364, Registered Voters: 60464, Overall Turnout: 75.03%

Choice	Votes	Vote %
Total	94	100.00%

Attorney General (Vote for 1)

110 ballots (0 over voted, 17 blank voted), 136 registered voters, turnout 80.88%

Lars D H Hedbor	2	2.15%
Ellen Rosenblum	34	36.56%
Daniel Zene Crowe	57	61.29%
Write-in	0	0.00%
Total	93	100.00%

State Senator, 2nd District (Vote for 1)

110 ballots (0 over voted, 36 blank voted), 136 registered voters, turnout 80.88%

H Baertschiger Jr	72	97.30%
Write-in	2	2.70%
Total	74	100.00%

State Representative, 3rd District (Vote for 1)

110 ballots (0 over voted, 13 blank voted), 136 registered voters, turnout 80.88%

Carl Wilson	71	73.20%
Tom Johnson	24	24.74%
Write-in	2	2.06%
Total	97	100.00%

Judge of the Supreme Court, Position 6 (Vote for 1)

110 ballots (0 over voted, 58 blank voted), 136 registered voters, turnout 80.88%

Lynn R Nakamoto	48	92.31%
Write-in	4	7.69%
Total	52	100.00%

Judge of the Court of Appeals, Position 5 (Vote for 1)

110 ballots (0 over voted, 67 blank voted), 136 registered voters, turnout 80.88%

Scott Shorr	43	100.00%
Write-in	0	0.00%
Total	43	100.00%

Judge of the Court of Appeals, Position 8 (Vote for 1)

110 ballots (0 over voted, 69 blank voted), 136 registered voters, turnout 80.88%

Roger J DeHoog	41	100.00%
Write-in	0	0.00%
Total	41	100.00%

County Commissioner, Position 2 (Vote for 1)

110 ballots (0 over voted, 31 blank voted), 136 registered voters, turnout 80.88%

Dan DeYoung	46	58.23%
Keith Heck	33	41.77%
Write-in	0	0.00%
Total	79	100.00%

County Commissioner, Position 3 (Vote for 1)

110 ballots (0 over voted, 26 blank voted), 136 registered voters, turnout 80.88%

Bill Hunker	39	46.43%
Lily Morgan	45	53.57%
Write-in	0	0.00%
Total	84	100.00%

County Clerk & Recorder (Vote for 1)

110 ballots (0 over voted, 32 blank voted), 136 registered voters, turnout 80.88%

James Rafferty	26	33.33%
Trisha Myers	52	66.67%

Statement of Votes Cast by Geography
November 8, 2016 General Election
All Precincts, All Districts, All Contests
Official Results

Page: 56
2016-11-28
11:22:09

Total Ballots Cast: 45364, Registered Voters: 60464, Overall Turnout: 75.03%

Choice	Votes	Vote %
Write-in	0	0.00%
Total	78	100.00%

County Treasurer (Vote for 1)

110 ballots (0 over voted, 58 blank voted), 136 registered voters, turnout 80.88%

Eva L I Arce	51	98.08%
Write-in	1	1.92%
Total	52	100.00%

Josephine Soil & Water Conservation District Director, Zone 1 (Vote for 1)

110 ballots (0 over voted, 106 blank voted), 136 registered voters, turnout 80.88%

Write-in	4	100.00%
Total	4	100.00%

Josephine Soil & Water Conservation District Director, Zone 2 (Vote for 1)

110 ballots (0 over voted, 103 blank voted), 136 registered voters, turnout 80.88%

Write-in	7	100.00%
Total	7	100.00%

Josephine Soil & Water Conservation District Director, Zone 3 (Vote for 1)

110 ballots (0 over voted, 106 blank voted), 136 registered voters, turnout 80.88%

Write-in	4	100.00%
Total	4	100.00%

Josephine Soil & Water Conservation District Director, At Large 1 (Vote for 1)

110 ballots (0 over voted, 106 blank voted), 136 registered voters, turnout 80.88%

Write-in	4	100.00%
Total	4	100.00%

Measure 94 (Vote for 1)

110 ballots (0 over voted, 11 blank voted), 136 registered voters, turnout 80.88%

Yes	25	25.25%
No	74	74.75%
Total	99	100.00%

Measure 95 (Vote for 1)

110 ballots (0 over voted, 13 blank voted), 136 registered voters, turnout 80.88%

Yes	53	54.64%
No	44	45.36%
Total	97	100.00%

Measure 96 (Vote for 1)

110 ballots (0 over voted, 10 blank voted), 136 registered voters, turnout 80.88%

Yes	80	80.00%
No	20	20.00%
Total	100	100.00%

Measure 97 (Vote for 1)

110 ballots (0 over voted, 9 blank voted), 136 registered voters, turnout 80.88%

Yes	28	27.72%
No	73	72.28%
Total	101	100.00%

Measure 98 (Vote for 1)

110 ballots (0 over voted, 12 blank voted), 136 registered voters, turnout 80.88%

Yes	51	52.04%
No	47	47.96%

Statement of Votes Cast by Geography
November 8, 2016 General Election
All Precincts, All Districts, All Contests
Official Results

Page: 57
2016-11-28
11:22:09

Total Ballots Cast: 45364, Registered Voters: 60464, Overall Turnout: 75.03%

Choice	Votes	Vote %
Total	98	100.00%

Measure 99 (Vote for 1)

110 ballots (0 over voted, 14 blank voted), 136 registered voters, turnout 80.88%

Yes	55	57.29%
No	41	42.71%
Total	96	100.00%

Measure 100 (Vote for 1)

110 ballots (1 over voted, 13 blank voted), 136 registered voters, turnout 80.88%

Yes	63	65.62%
No	33	34.38%
Total	96	100.00%

Measure 17-74 Four-Year Deputies, Prosecution, Treatment and Jail Beds Tax (Vote for 1)

110 ballots (0 over voted, 14 blank voted), 136 registered voters, turnout 80.88%

Yes	28	29.17%
No	68	70.83%
Total	96	100.00%

Measure 17-75 An Ordinance Imposing a Tax on Selling Retail Recreational Marijuana (Vote for 1)

110 ballots (0 over voted, 4 blank voted), 136 registered voters, turnout 80.88%

Yes	77	72.64%
No	29	27.36%
Total	106	100.00%

Precinct 15

United States President and Vice President (Vote for 1)

1049 ballots (0 over voted, 20 blank voted), 1327 registered voters, turnout 79.05%

Trump/Pence	712	69.19%
Clinton/Kaine	247	24.00%
Stein/Baraka	13	1.26%
Johnson/Weld	33	3.21%
Write-in	24	2.33%
Total	1029	100.00%

US Senator (Vote for 1)

1049 ballots (1 over voted, 25 blank voted), 1327 registered voters, turnout 79.05%

Steven C Reynolds	36	3.52%
Ron Wyden	403	39.39%
Mark Callahan	544	53.18%
Eric Navickas	12	1.17%
Jim Lindsay	7	0.68%
Shanti S Lewallen	19	1.86%
Write-in	2	0.20%
Total	1023	100.00%

US Representative, 2nd District (Vote for 1)

1049 ballots (0 over voted, 41 blank voted), 1327 registered voters, turnout 79.05%

Greg Walden	843	83.63%
James (Jim) Crary	163	16.17%
Write-in	2	0.20%
Total	1008	100.00%

Governor (Vote for 1)

1049 ballots (0 over voted, 29 blank voted), 1327 registered voters, turnout 79.05%

James Foster	22	2.16%
Kate Brown	285	27.94%
Cliff Thomason	53	5.20%

Statement of Votes Cast by Geography
November 8, 2016 General Election
All Precincts, All Districts, All Contests
Official Results

Page: 58
2016-11-28
11:22:09

Total Ballots Cast: 45364, Registered Voters: 60464, Overall Turnout: 75.03%

Choice	Votes	Vote %
Aaron Donald Auer	10	0.98%
Bud Pierce	650	63.73%
Write-in	0	0.00%
Total	1020	100.00%

Secretary of State (Vote for 1)

1049 ballots (2 over voted, 58 blank voted), 1327 registered voters, turnout 79.05%

Sharon L Durbin	22	2.22%
Dennis Richardson	696	70.37%
Paul Damian Wells	35	3.54%
Brad Avakian	210	21.23%
Alan Zundel	18	1.82%
Michael Marsh	8	0.81%
Write-in	0	0.00%
Total	989	100.00%

State Treasurer (Vote for 1)

1049 ballots (0 over voted, 71 blank voted), 1327 registered voters, turnout 79.05%

Chris Henry	39	3.99%
Tobias Read	197	20.14%
Jeff Gudman	653	66.77%
Chris Telfer	89	9.10%
Write-in	0	0.00%
Total	978	100.00%

Attorney General (Vote for 1)

1049 ballots (0 over voted, 66 blank voted), 1327 registered voters, turnout 79.05%

Lars D H Hedbor	39	3.97%
Ellen Rosenblum	294	29.91%
Daniel Zene Crowe	650	66.12%
Write-in	0	0.00%
Total	983	100.00%

State Senator, 2nd District (Vote for 1)

1049 ballots (0 over voted, 308 blank voted), 1327 registered voters, turnout 79.05%

H Baertschiger Jr	731	98.65%
Write-in	10	1.35%
Total	741	100.00%

State Representative, 3rd District (Vote for 1)

1049 ballots (0 over voted, 95 blank voted), 1327 registered voters, turnout 79.05%

Carl Wilson	778	81.55%
Tom Johnson	172	18.03%
Write-in	4	0.42%
Total	954	100.00%

Judge of the Supreme Court, Position 6 (Vote for 1)

1049 ballots (0 over voted, 492 blank voted), 1327 registered voters, turnout 79.05%

Lynn R Nakamoto	552	99.10%
Write-in	5	0.90%
Total	557	100.00%

Judge of the Court of Appeals, Position 5 (Vote for 1)

1049 ballots (0 over voted, 502 blank voted), 1327 registered voters, turnout 79.05%

Scott Shorr	543	99.27%
Write-in	4	0.73%
Total	547	100.00%

Statement of Votes Cast by Geography
November 8, 2016 General Election
All Precincts, All Districts, All Contests
Official Results

Page: 59
2016-11-28
11:22:09

Total Ballots Cast: 45364, Registered Voters: 60464, Overall Turnout: 75.03%

Choice	Votes	Vote %
Judge of the Court of Appeals, Position 8 (Vote for 1)		
1049 ballots (0 over voted, 514 blank voted), 1327 registered voters, turnout 79.05%		
Roger J DeHoog	531	99.25%
Write-in	4	0.75%
Total	535	100.00%
County Commissioner, Position 2 (Vote for 1)		
1049 ballots (0 over voted, 228 blank voted), 1327 registered voters, turnout 79.05%		
Dan DeYoung	453	55.18%
Keith Heck	367	44.70%
Write-in	1	0.12%
Total	821	100.00%
County Commissioner, Position 3 (Vote for 1)		
1049 ballots (0 over voted, 215 blank voted), 1327 registered voters, turnout 79.05%		
Bill Hunker	292	35.01%
Lily Morgan	539	64.63%
Write-in	3	0.36%
Total	834	100.00%
County Clerk & Recorder (Vote for 1)		
1049 ballots (0 over voted, 287 blank voted), 1327 registered voters, turnout 79.05%		
James Rafferty	232	30.45%
Trisha Myers	529	69.42%
Write-in	1	0.13%
Total	762	100.00%
County Treasurer (Vote for 1)		
1049 ballots (0 over voted, 483 blank voted), 1327 registered voters, turnout 79.05%		
Eva L I Arce	562	99.29%
Write-in	4	0.71%
Total	566	100.00%
Josephine Soil & Water Conservation District Director, Zone 1 (Vote for 1)		
1049 ballots (0 over voted, 1020 blank voted), 1327 registered voters, turnout 79.05%		
Write-in	29	100.00%
Total	29	100.00%
Josephine Soil & Water Conservation District Director, Zone 2 (Vote for 1)		
1049 ballots (0 over voted, 1026 blank voted), 1327 registered voters, turnout 79.05%		
Write-in	23	100.00%
Total	23	100.00%
Josephine Soil & Water Conservation District Director, Zone 3 (Vote for 1)		
1049 ballots (0 over voted, 1027 blank voted), 1327 registered voters, turnout 79.05%		
Write-in	22	100.00%
Total	22	100.00%
Josephine Soil & Water Conservation District Director, At Large 1 (Vote for 1)		
1049 ballots (0 over voted, 1026 blank voted), 1327 registered voters, turnout 79.05%		
Write-in	23	100.00%
Total	23	100.00%
Measure 94 (Vote for 1)		
1049 ballots (0 over voted, 59 blank voted), 1327 registered voters, turnout 79.05%		
Yes	307	31.01%
No	683	68.99%

Statement of Votes Cast by Geography
November 8, 2016 General Election
All Precincts, All Districts, All Contests
Official Results

Page: 60
2016-11-28
11:22:09

Total Ballots Cast: 45364, Registered Voters: 60464, Overall Turnout: 75.03%

Choice	Votes	Vote %
Total	990	100.00%

Measure 95 (Vote for 1)

1049 ballots (1 over voted, 93 blank voted), 1327 registered voters, turnout 79.05%

Yes	613	64.19%
No	342	35.81%
Total	955	100.00%

Measure 96 (Vote for 1)

1049 ballots (1 over voted, 51 blank voted), 1327 registered voters, turnout 79.05%

Yes	835	83.75%
No	162	16.25%
Total	997	100.00%

Measure 97 (Vote for 1)

1049 ballots (0 over voted, 31 blank voted), 1327 registered voters, turnout 79.05%

Yes	312	30.65%
No	706	69.35%
Total	1018	100.00%

Measure 98 (Vote for 1)

1049 ballots (0 over voted, 68 blank voted), 1327 registered voters, turnout 79.05%

Yes	552	56.27%
No	429	43.73%
Total	981	100.00%

Measure 99 (Vote for 1)

1049 ballots (0 over voted, 66 blank voted), 1327 registered voters, turnout 79.05%

Yes	556	56.56%
No	427	43.44%
Total	983	100.00%

Measure 100 (Vote for 1)

1049 ballots (0 over voted, 65 blank voted), 1327 registered voters, turnout 79.05%

Yes	605	61.48%
No	379	38.52%
Total	984	100.00%

Measure 17-74 Four-Year Deputies, Prosecution, Treatment and Jail Beds Tax (Vote for 1)

1049 ballots (0 over voted, 60 blank voted), 1327 registered voters, turnout 79.05%

Yes	422	42.67%
No	567	57.33%
Total	989	100.00%

Measure 17-75 An Ordinance Imposing a Tax on Selling Retail Recreational Marijuana (Vote for 1)

1049 ballots (0 over voted, 52 blank voted), 1327 registered voters, turnout 79.05%

Yes	838	84.05%
No	159	15.95%
Total	997	100.00%

Precinct 16

United States President and Vice President (Vote for 1)

307 ballots (0 over voted, 7 blank voted), 420 registered voters, turnout 73.10%

Trump/Pence	219	73.00%
Clinton/Kaine	65	21.67%
Stein/Baraka	4	1.33%
Johnson/Weld	11	3.67%
Write-in	1	0.33%

Statement of Votes Cast by Geography
November 8, 2016 General Election
All Precincts, All Districts, All Contests
Official Results

Page: 61
2016-11-28
11:22:09

Total Ballots Cast: 45364, Registered Voters: 60464, Overall Turnout: 75.03%

Choice	Votes	Vote %
Total	300	100.00%

US Senator (Vote for 1)

307 ballots (0 over voted, 8 blank voted), 420 registered voters, turnout 73.10%

Steven C Reynolds	5	1.67%
Ron Wyden	104	34.78%
Mark Callahan	174	58.19%
Eric Navickas	3	1.00%
Jim Lindsay	4	1.34%
Shanti S Lewallen	9	3.01%
Write-in	0	0.00%
Total	299	100.00%

US Representative, 2nd District (Vote for 1)

307 ballots (0 over voted, 14 blank voted), 420 registered voters, turnout 73.10%

Greg Walden	242	82.59%
James (Jim) Crary	51	17.41%
Write-in	0	0.00%
Total	293	100.00%

Governor (Vote for 1)

307 ballots (0 over voted, 11 blank voted), 420 registered voters, turnout 73.10%

James Foster	8	2.70%
Kate Brown	78	26.35%
Cliff Thomason	8	2.70%
Aaron Donald Auer	2	0.68%
Bud Pierce	200	67.57%
Write-in	0	0.00%
Total	296	100.00%

Secretary of State (Vote for 1)

307 ballots (0 over voted, 13 blank voted), 420 registered voters, turnout 73.10%

Sharon L Durbin	9	3.06%
Dennis Richardson	213	72.45%
Paul Damian Wells	8	2.72%
Brad Avakian	59	20.07%
Alan Zundel	4	1.36%
Michael Marsh	1	0.34%
Write-in	0	0.00%
Total	294	100.00%

State Treasurer (Vote for 1)

307 ballots (0 over voted, 29 blank voted), 420 registered voters, turnout 73.10%

Chris Henry	15	5.40%
Tobias Read	50	17.99%
Jeff Gudman	192	69.06%
Chris Telfer	21	7.55%
Write-in	0	0.00%
Total	278	100.00%

Attorney General (Vote for 1)

307 ballots (0 over voted, 29 blank voted), 420 registered voters, turnout 73.10%

Lars D H Hedbor	10	3.60%
Ellen Rosenblum	77	27.70%
Daniel Zene Crowe	191	68.71%
Write-in	0	0.00%
Total	278	100.00%

State Senator, 2nd District (Vote for 1)

307 ballots (0 over voted, 104 blank voted), 420 registered voters, turnout 73.10%

H Baertschiger Jr	200	98.52%
-------------------	-----	--------

Statement of Votes Cast by Geography
November 8, 2016 General Election
All Precincts, All Districts, All Contests
Official Results

Page: 62
2016-11-28
11:22:09

Total Ballots Cast: 45364, Registered Voters: 60464, Overall Turnout: 75.03%

Choice	Votes	Vote %
Write-in	3	1.48%
Total	203	100.00%

State Representative, 3rd District (Vote for 1)

307 ballots (0 over voted, 27 blank voted), 420 registered voters, turnout 73.10%

Carl Wilson	226	80.71%
Tom Johnson	54	19.29%
Write-in	0	0.00%
Total	280	100.00%

Judge of the Supreme Court, Position 6 (Vote for 1)

307 ballots (0 over voted, 151 blank voted), 420 registered voters, turnout 73.10%

Lynn R Nakamoto	155	99.36%
Write-in	1	0.64%
Total	156	100.00%

Judge of the Court of Appeals, Position 5 (Vote for 1)

307 ballots (0 over voted, 152 blank voted), 420 registered voters, turnout 73.10%

Scott Shorr	154	99.35%
Write-in	1	0.65%
Total	155	100.00%

Judge of the Court of Appeals, Position 8 (Vote for 1)

307 ballots (0 over voted, 157 blank voted), 420 registered voters, turnout 73.10%

Roger J DeHoog	149	99.33%
Write-in	1	0.67%
Total	150	100.00%

County Commissioner, Position 2 (Vote for 1)

307 ballots (1 over voted, 81 blank voted), 420 registered voters, turnout 73.10%

Dan DeYoung	121	53.78%
Keith Heck	103	45.78%
Write-in	1	0.44%
Total	225	100.00%

County Commissioner, Position 3 (Vote for 1)

307 ballots (0 over voted, 67 blank voted), 420 registered voters, turnout 73.10%

Bill Hunker	120	50.00%
Lily Morgan	120	50.00%
Write-in	0	0.00%
Total	240	100.00%

County Clerk & Recorder (Vote for 1)

307 ballots (0 over voted, 93 blank voted), 420 registered voters, turnout 73.10%

James Rafferty	80	37.38%
Trisha Myers	134	62.62%
Write-in	0	0.00%
Total	214	100.00%

County Treasurer (Vote for 1)

307 ballots (0 over voted, 154 blank voted), 420 registered voters, turnout 73.10%

Eva L I Arce	152	99.35%
Write-in	1	0.65%
Total	153	100.00%

Josephine Soil & Water Conservation District Director, Zone 1 (Vote for 1)

307 ballots (0 over voted, 299 blank voted), 420 registered voters, turnout 73.10%

Write-in	8	100.00%
----------	---	---------

Statement of Votes Cast by Geography
November 8, 2016 General Election
All Precincts, All Districts, All Contests
Official Results

Page: 63
2016-11-28
11:22:09

Total Ballots Cast: 45364, Registered Voters: 60464, Overall Turnout: 75.03%

Choice	Votes	Vote %
Total	8	100.00%

Josephine Soil & Water Conservation District Director, Zone 2 (Vote for 1)
307 ballots (0 over voted, 302 blank voted), 420 registered voters, turnout 73.10%

Write-in	5	100.00%
Total	5	100.00%

Josephine Soil & Water Conservation District Director, Zone 3 (Vote for 1)
307 ballots (0 over voted, 304 blank voted), 420 registered voters, turnout 73.10%

Write-in	3	100.00%
Total	3	100.00%

Josephine Soil & Water Conservation District Director, At Large 1 (Vote for 1)
307 ballots (0 over voted, 303 blank voted), 420 registered voters, turnout 73.10%

Write-in	4	100.00%
Total	4	100.00%

Measure 94 (Vote for 1)
307 ballots (0 over voted, 20 blank voted), 420 registered voters, turnout 73.10%

Yes	81	28.22%
No	206	71.78%
Total	287	100.00%

Measure 95 (Vote for 1)
307 ballots (0 over voted, 36 blank voted), 420 registered voters, turnout 73.10%

Yes	161	59.41%
No	110	40.59%
Total	271	100.00%

Measure 96 (Vote for 1)
307 ballots (0 over voted, 10 blank voted), 420 registered voters, turnout 73.10%

Yes	243	81.82%
No	54	18.18%
Total	297	100.00%

Measure 97 (Vote for 1)
307 ballots (0 over voted, 6 blank voted), 420 registered voters, turnout 73.10%

Yes	70	23.26%
No	231	76.74%
Total	301	100.00%

Measure 98 (Vote for 1)
307 ballots (0 over voted, 23 blank voted), 420 registered voters, turnout 73.10%

Yes	153	53.87%
No	131	46.13%
Total	284	100.00%

Measure 99 (Vote for 1)
307 ballots (0 over voted, 20 blank voted), 420 registered voters, turnout 73.10%

Yes	156	54.36%
No	131	45.64%
Total	287	100.00%

Measure 100 (Vote for 1)
307 ballots (0 over voted, 17 blank voted), 420 registered voters, turnout 73.10%

Yes	177	61.03%
No	113	38.97%

Statement of Votes Cast by Geography
November 8, 2016 General Election
All Precincts, All Districts, All Contests
Official Results

Page: 64
2016-11-28
11:22:09

Total Ballots Cast: 45364, Registered Voters: 60464, Overall Turnout: 75.03%

Choice	Votes	Vote %
Total	290	100.00%

Measure 17-74 Four-Year Deputies, Prosecution, Treatment and Jail Beds Tax (Vote for 1)

307 ballots (1 over voted, 9 blank voted), 420 registered voters, turnout 73.10%

Yes	90	30.30%
No	207	69.70%
Total	297	100.00%

Measure 17-75 An Ordinance Imposing a Tax on Selling Retail Recreational Marijuana (Vote for 1)

307 ballots (1 over voted, 9 blank voted), 420 registered voters, turnout 73.10%

Yes	213	71.72%
No	84	28.28%
Total	297	100.00%

Precinct 17

United States President and Vice President (Vote for 1)

1066 ballots (1 over voted, 15 blank voted), 1291 registered voters, turnout 82.57%

Trump/Pence	687	65.43%
Clinton/Kaine	294	28.00%
Stein/Baraka	16	1.52%
Johnson/Weld	36	3.43%
Write-in	17	1.62%
Total	1050	100.00%

US Senator (Vote for 1)

1066 ballots (0 over voted, 34 blank voted), 1291 registered voters, turnout 82.57%

Steven C Reynolds	51	4.94%
Ron Wyden	409	39.63%
Mark Callahan	542	52.52%
Eric Navickas	13	1.26%
Jim Lindsay	8	0.78%
Shanti S Lewallen	9	0.87%
Write-in	0	0.00%
Total	1032	100.00%

US Representative, 2nd District (Vote for 1)

1066 ballots (0 over voted, 42 blank voted), 1291 registered voters, turnout 82.57%

Greg Walden	811	79.20%
James (Jim) Crary	208	20.31%
Write-in	5	0.49%
Total	1024	100.00%

Governor (Vote for 1)

1066 ballots (0 over voted, 24 blank voted), 1291 registered voters, turnout 82.57%

James Foster	18	1.73%
Kate Brown	334	32.05%
Cliff Thomason	52	4.99%
Aaron Donald Auer	14	1.34%
Bud Pierce	621	59.60%
Write-in	3	0.29%
Total	1042	100.00%

Secretary of State (Vote for 1)

1066 ballots (0 over voted, 45 blank voted), 1291 registered voters, turnout 82.57%

Sharon L Durbin	22	2.15%
Dennis Richardson	686	67.19%
Paul Damian Wells	38	3.72%
Brad Avakian	252	24.68%
Alan Zundel	12	1.18%
Michael Marsh	8	0.78%

Statement of Votes Cast by Geography
November 8, 2016 General Election
All Precincts, All Districts, All Contests
Official Results

Page: 65
2016-11-28
11:22:09

Total Ballots Cast: 45364, Registered Voters: 60464, Overall Turnout: 75.03%

Choice	Votes	Vote %
Write-in	3	0.29%
Total	1021	100.00%

State Treasurer (Vote for 1)

1066 ballots (1 over voted, 66 blank voted), 1291 registered voters, turnout 82.57%

Chris Henry	29	2.90%
Tobias Read	255	25.53%
Jeff Gudman	621	62.16%
Chris Telfer	92	9.21%
Write-in	2	0.20%
Total	999	100.00%

Attorney General (Vote for 1)

1066 ballots (1 over voted, 68 blank voted), 1291 registered voters, turnout 82.57%

Lars D H Hedbor	30	3.01%
Ellen Rosenblum	317	31.80%
Daniel Zene Crowe	649	65.10%
Write-in	1	0.10%
Total	997	100.00%

State Senator, 2nd District (Vote for 1)

1066 ballots (0 over voted, 307 blank voted), 1291 registered voters, turnout 82.57%

H Baertschiger Jr	750	98.81%
Write-in	9	1.19%
Total	759	100.00%

State Representative, 3rd District (Vote for 1)

1066 ballots (1 over voted, 85 blank voted), 1291 registered voters, turnout 82.57%

Carl Wilson	752	76.73%
Tom Johnson	228	23.27%
Write-in	0	0.00%
Total	980	100.00%

Judge of the Supreme Court, Position 6 (Vote for 1)

1066 ballots (0 over voted, 484 blank voted), 1291 registered voters, turnout 82.57%

Lynn R Nakamoto	570	97.94%
Write-in	12	2.06%
Total	582	100.00%

Judge of the Court of Appeals, Position 5 (Vote for 1)

1066 ballots (0 over voted, 487 blank voted), 1291 registered voters, turnout 82.57%

Scott Shorr	571	98.62%
Write-in	8	1.38%
Total	579	100.00%

Judge of the Court of Appeals, Position 8 (Vote for 1)

1066 ballots (0 over voted, 510 blank voted), 1291 registered voters, turnout 82.57%

Roger J DeHoog	547	98.38%
Write-in	9	1.62%
Total	556	100.00%

County Commissioner, Position 2 (Vote for 1)

1066 ballots (1 over voted, 200 blank voted), 1291 registered voters, turnout 82.57%

Dan DeYoung	507	58.61%
Keith Heck	348	40.23%
Write-in	10	1.16%
Total	865	100.00%

Statement of Votes Cast by Geography
November 8, 2016 General Election
All Precincts, All Districts, All Contests
Official Results

Page: 66
2016-11-28
11:22:09

Total Ballots Cast: 45364, Registered Voters: 60464, Overall Turnout: 75.03%

Choice	Votes	Vote %
--------	-------	--------

County Commissioner, Position 3 (Vote for 1)

1066 ballots (0 over voted, 148 blank voted), 1291 registered voters, turnout 82.57%

Bill Hunker	343	37.36%
Lily Morgan	571	62.20%
Write-in	4	0.44%
Total	918	100.00%

County Clerk & Recorder (Vote for 1)

1066 ballots (0 over voted, 261 blank voted), 1291 registered voters, turnout 82.57%

James Rafferty	239	29.69%
Trisha Myers	563	69.94%
Write-in	3	0.37%
Total	805	100.00%

County Treasurer (Vote for 1)

1066 ballots (0 over voted, 441 blank voted), 1291 registered voters, turnout 82.57%

Eva L I Arce	619	99.04%
Write-in	6	0.96%
Total	625	100.00%

Josephine Soil & Water Conservation District Director, Zone 1 (Vote for 1)

1066 ballots (0 over voted, 1038 blank voted), 1291 registered voters, turnout 82.57%

Write-in	28	100.00%
Total	28	100.00%

Josephine Soil & Water Conservation District Director, Zone 2 (Vote for 1)

1066 ballots (0 over voted, 1040 blank voted), 1291 registered voters, turnout 82.57%

Write-in	26	100.00%
Total	26	100.00%

Josephine Soil & Water Conservation District Director, Zone 3 (Vote for 1)

1066 ballots (0 over voted, 1044 blank voted), 1291 registered voters, turnout 82.57%

Write-in	22	100.00%
Total	22	100.00%

Josephine Soil & Water Conservation District Director, At Large 1 (Vote for 1)

1066 ballots (0 over voted, 1043 blank voted), 1291 registered voters, turnout 82.57%

Write-in	23	100.00%
Total	23	100.00%

Measure 94 (Vote for 1)

1066 ballots (0 over voted, 52 blank voted), 1291 registered voters, turnout 82.57%

Yes	318	31.36%
No	696	68.64%
Total	1014	100.00%

Measure 95 (Vote for 1)

1066 ballots (0 over voted, 95 blank voted), 1291 registered voters, turnout 82.57%

Yes	642	66.12%
No	329	33.88%
Total	971	100.00%

Measure 96 (Vote for 1)

1066 ballots (0 over voted, 35 blank voted), 1291 registered voters, turnout 82.57%

Yes	863	83.71%
No	168	16.29%
Total	1031	100.00%

Statement of Votes Cast by Geography
November 8, 2016 General Election
All Precincts, All Districts, All Contests
Official Results

Page: 67
2016-11-28
11:22:09

Total Ballots Cast: 45364, Registered Voters: 60464, Overall Turnout: 75.03%

Choice	Votes	Vote %
--------	-------	--------

Measure 97 (Vote for 1)

1066 ballots (1 over voted, 26 blank voted), 1291 registered voters, turnout 82.57%

Yes	337	32.44%
No	702	67.56%
Total	1039	100.00%

Measure 98 (Vote for 1)

1066 ballots (0 over voted, 49 blank voted), 1291 registered voters, turnout 82.57%

Yes	577	56.74%
No	440	43.26%
Total	1017	100.00%

Measure 99 (Vote for 1)

1066 ballots (0 over voted, 52 blank voted), 1291 registered voters, turnout 82.57%

Yes	530	52.27%
No	484	47.73%
Total	1014	100.00%

Measure 100 (Vote for 1)

1066 ballots (0 over voted, 53 blank voted), 1291 registered voters, turnout 82.57%

Yes	650	64.17%
No	363	35.83%
Total	1013	100.00%

Measure 17-74 Four-Year Deputies, Prosecution, Treatment and Jail Beds Tax (Vote for 1)

1066 ballots (0 over voted, 38 blank voted), 1291 registered voters, turnout 82.57%

Yes	452	43.97%
No	576	56.03%
Total	1028	100.00%

Measure 17-75 An Ordinance Imposing a Tax on Selling Retail Recreational Marijuana (Vote for 1)

1066 ballots (0 over voted, 34 blank voted), 1291 registered voters, turnout 82.57%

Yes	855	82.85%
No	177	17.15%
Total	1032	100.00%

Precinct 18

United States President and Vice President (Vote for 1)

1285 ballots (0 over voted, 19 blank voted), 1652 registered voters, turnout 77.78%

Trump/Pence	805	63.59%
Clinton/Kaine	345	27.25%
Stein/Baraka	25	1.97%
Johnson/Weld	58	4.58%
Write-in	33	2.61%
Total	1266	100.00%

US Senator (Vote for 1)

1285 ballots (1 over voted, 48 blank voted), 1652 registered voters, turnout 77.78%

Steven C Reynolds	32	2.59%
Ron Wyden	513	41.50%
Mark Callahan	630	50.97%
Eric Navickas	13	1.05%
Jim Lindsay	19	1.54%
Shanti S Lewallen	26	2.10%
Write-in	3	0.24%
Total	1236	100.00%

Statement of Votes Cast by Geography
November 8, 2016 General Election
All Precincts, All Districts, All Contests
Official Results

Page: 68
2016-11-28
11:22:09

Total Ballots Cast: 45364, Registered Voters: 60464, Overall Turnout: 75.03%

Choice	Votes	Vote %
US Representative, 2nd District (Vote for 1)		
1285 ballots (0 over voted, 55 blank voted), 1652 registered voters, turnout 77.78%		
Greg Walden	1017	82.68%
James (Jim) Crary	206	16.75%
Write-in	7	0.57%
Total	1230	100.00%

Governor (Vote for 1)

1285 ballots (1 over voted, 52 blank voted), 1652 registered voters, turnout 77.78%

James Foster	19	1.54%
Kate Brown	371	30.11%
Cliff Thomason	61	4.95%
Aaron Donald Auer	23	1.87%
Bud Pierce	754	61.20%
Write-in	4	0.32%
Total	1232	100.00%

Secretary of State (Vote for 1)

1285 ballots (0 over voted, 98 blank voted), 1652 registered voters, turnout 77.78%

Sharon L Durbin	22	1.85%
Dennis Richardson	838	70.60%
Paul Damian Wells	37	3.12%
Brad Avakian	261	21.99%
Alan Zundel	10	0.84%
Michael Marsh	16	1.35%
Write-in	3	0.25%
Total	1187	100.00%

State Treasurer (Vote for 1)

1285 ballots (0 over voted, 124 blank voted), 1652 registered voters, turnout 77.78%

Chris Henry	40	3.45%
Tobias Read	259	22.31%
Jeff Gudman	747	64.34%
Chris Telfer	113	9.73%
Write-in	2	0.17%
Total	1161	100.00%

Attorney General (Vote for 1)

1285 ballots (0 over voted, 125 blank voted), 1652 registered voters, turnout 77.78%

Lars D H Hedbor	31	2.67%
Ellen Rosenblum	367	31.64%
Daniel Zene Crowe	760	65.52%
Write-in	2	0.17%
Total	1160	100.00%

State Senator, 2nd District (Vote for 1)

1285 ballots (0 over voted, 406 blank voted), 1652 registered voters, turnout 77.78%

H Baertschiger Jr	866	98.52%
Write-in	13	1.48%
Total	879	100.00%

State Representative, 3rd District (Vote for 1)

1285 ballots (1 over voted, 127 blank voted), 1652 registered voters, turnout 77.78%

Carl Wilson	927	80.12%
Tom Johnson	226	19.53%
Write-in	4	0.35%
Total	1157	100.00%

Statement of Votes Cast by Geography
November 8, 2016 General Election
All Precincts, All Districts, All Contests
Official Results

Page: 69
2016-11-28
11:22:09

Total Ballots Cast: 45364, Registered Voters: 60464, Overall Turnout: 75.03%

Choice	Votes	Vote %
Judge of the Supreme Court, Position 6 (Vote for 1)		
1285 ballots (0 over voted, 621 blank voted), 1652 registered voters, turnout 77.78%		
Lynn R Nakamoto	651	98.04%
Write-in	13	1.96%
Total	664	100.00%
Judge of the Court of Appeals, Position 5 (Vote for 1)		
1285 ballots (0 over voted, 631 blank voted), 1652 registered voters, turnout 77.78%		
Scott Shorr	643	98.32%
Write-in	11	1.68%
Total	654	100.00%
Judge of the Court of Appeals, Position 8 (Vote for 1)		
1285 ballots (0 over voted, 642 blank voted), 1652 registered voters, turnout 77.78%		
Roger J DeHoog	633	98.44%
Write-in	10	1.56%
Total	643	100.00%
County Commissioner, Position 2 (Vote for 1)		
1285 ballots (0 over voted, 265 blank voted), 1652 registered voters, turnout 77.78%		
Dan DeYoung	549	53.82%
Keith Heck	463	45.39%
Write-in	8	0.78%
Total	1020	100.00%
County Commissioner, Position 3 (Vote for 1)		
1285 ballots (0 over voted, 266 blank voted), 1652 registered voters, turnout 77.78%		
Bill Hunker	383	37.59%
Lily Morgan	630	61.83%
Write-in	6	0.59%
Total	1019	100.00%
County Clerk & Recorder (Vote for 1)		
1285 ballots (0 over voted, 350 blank voted), 1652 registered voters, turnout 77.78%		
James Rafferty	306	32.73%
Trisha Myers	626	66.95%
Write-in	3	0.32%
Total	935	100.00%
County Treasurer (Vote for 1)		
1285 ballots (0 over voted, 580 blank voted), 1652 registered voters, turnout 77.78%		
Eva L I Arce	697	98.87%
Write-in	8	1.13%
Total	705	100.00%
Josephine Soil & Water Conservation District Director, Zone 1 (Vote for 1)		
1285 ballots (0 over voted, 1230 blank voted), 1652 registered voters, turnout 77.78%		
Write-in	55	100.00%
Total	55	100.00%
Josephine Soil & Water Conservation District Director, Zone 2 (Vote for 1)		
1285 ballots (0 over voted, 1237 blank voted), 1652 registered voters, turnout 77.78%		
Write-in	48	100.00%
Total	48	100.00%
Josephine Soil & Water Conservation District Director, Zone 3 (Vote for 1)		
1285 ballots (0 over voted, 1236 blank voted), 1652 registered voters, turnout 77.78%		
Write-in	49	100.00%

Statement of Votes Cast by Geography
November 8, 2016 General Election
All Precincts, All Districts, All Contests
Official Results

Page: 70
2016-11-28
11:22:09

Total Ballots Cast: 45364, Registered Voters: 60464, Overall Turnout: 75.03%

Choice	Votes	Vote %
Total	49	100.00%

Josephine Soil & Water Conservation District Director, At Large 1 (Vote for 1)
1285 ballots (0 over voted, 1231 blank voted), 1652 registered voters, turnout 77.78%

Write-in	54	100.00%
Total	54	100.00%

Measure 94 (Vote for 1)
1285 ballots (1 over voted, 87 blank voted), 1652 registered voters, turnout 77.78%

Yes	345	28.82%
No	852	71.18%
Total	1197	100.00%

Measure 95 (Vote for 1)
1285 ballots (0 over voted, 125 blank voted), 1652 registered voters, turnout 77.78%

Yes	748	64.48%
No	412	35.52%
Total	1160	100.00%

Measure 96 (Vote for 1)
1285 ballots (1 over voted, 52 blank voted), 1652 registered voters, turnout 77.78%

Yes	1032	83.77%
No	200	16.23%
Total	1232	100.00%

Measure 97 (Vote for 1)
1285 ballots (0 over voted, 37 blank voted), 1652 registered voters, turnout 77.78%

Yes	363	29.09%
No	885	70.91%
Total	1248	100.00%

Measure 98 (Vote for 1)
1285 ballots (0 over voted, 73 blank voted), 1652 registered voters, turnout 77.78%

Yes	676	55.78%
No	536	44.22%
Total	1212	100.00%

Measure 99 (Vote for 1)
1285 ballots (0 over voted, 71 blank voted), 1652 registered voters, turnout 77.78%

Yes	684	56.34%
No	530	43.66%
Total	1214	100.00%

Measure 100 (Vote for 1)
1285 ballots (0 over voted, 78 blank voted), 1652 registered voters, turnout 77.78%

Yes	714	59.15%
No	493	40.85%
Total	1207	100.00%

Measure 17-74 Four-Year Deputies, Prosecution, Treatment and Jail Beds Tax (Vote for 1)
1285 ballots (0 over voted, 64 blank voted), 1652 registered voters, turnout 77.78%

Yes	517	42.34%
No	704	57.66%
Total	1221	100.00%

Measure 17-75 An Ordinance Imposing a Tax on Selling Retail Recreational Marijuana (Vote for 1)
1285 ballots (0 over voted, 59 blank voted), 1652 registered voters, turnout 77.78%

Yes	983	80.18%
-----	-----	--------

Statement of Votes Cast by Geography
November 8, 2016 General Election
All Precincts, All Districts, All Contests
Official Results

Page: 71
2016-11-28
11:22:09

Total Ballots Cast: 45364, Registered Voters: 60464, Overall Turnout: 75.03%

Choice	Votes	Vote %
No	243	19.82%
Total	1226	100.00%

Precinct 19

United States President and Vice President (Vote for 1)

1518 ballots (0 over voted, 32 blank voted), 1916 registered voters, turnout 79.23%

Trump/Pence	1040	69.99%
Clinton/Kaine	351	23.62%
Stein/Baraka	24	1.62%
Johnson/Weld	45	3.03%
Write-in	26	1.75%
Total	1486	100.00%

US Senator (Vote for 1)

1518 ballots (0 over voted, 50 blank voted), 1916 registered voters, turnout 79.23%

Steven C Reynolds	42	2.86%
Ron Wyden	576	39.24%
Mark Callahan	784	53.41%
Eric Navickas	21	1.43%
Jim Lindsay	19	1.29%
Shanti S Lewallen	26	1.77%
Write-in	0	0.00%
Total	1468	100.00%

US Representative, 2nd District (Vote for 1)

1518 ballots (0 over voted, 69 blank voted), 1916 registered voters, turnout 79.23%

Greg Walden	1186	81.85%
James (Jim) Crary	259	17.87%
Write-in	4	0.28%
Total	1449	100.00%

Governor (Vote for 1)

1518 ballots (0 over voted, 58 blank voted), 1916 registered voters, turnout 79.23%

James Foster	29	1.99%
Kate Brown	416	28.49%
Cliff Thomason	56	3.84%
Aaron Donald Auer	27	1.85%
Bud Pierce	931	63.77%
Write-in	1	0.07%
Total	1460	100.00%

Secretary of State (Vote for 1)

1518 ballots (2 over voted, 108 blank voted), 1916 registered voters, turnout 79.23%

Sharon L Durbin	23	1.63%
Dennis Richardson	986	70.03%
Paul Damian Wells	43	3.05%
Brad Avakian	317	22.51%
Alan Zundel	21	1.49%
Michael Marsh	18	1.28%
Write-in	0	0.00%
Total	1408	100.00%

State Treasurer (Vote for 1)

1518 ballots (0 over voted, 135 blank voted), 1916 registered voters, turnout 79.23%

Chris Henry	53	3.83%
Tobias Read	303	21.91%
Jeff Gudman	894	64.64%
Chris Telfer	133	9.62%
Write-in	0	0.00%
Total	1383	100.00%

Statement of Votes Cast by Geography
November 8, 2016 General Election
All Precincts, All Districts, All Contests
Official Results

Page: 72
2016-11-28
11:22:09

Total Ballots Cast: 45364, Registered Voters: 60464, Overall Turnout: 75.03%

Choice	Votes	Vote %
--------	-------	--------

Attorney General (Vote for 1)

1518 ballots (0 over voted, 141 blank voted), 1916 registered voters, turnout 79.23%

Lars D H Hedbor	29	2.11%
Ellen Rosenblum	418	30.36%
Daniel Zene Crowe	930	67.54%
Write-in	0	0.00%
Total	1377	100.00%

State Senator, 2nd District (Vote for 1)

1518 ballots (0 over voted, 518 blank voted), 1916 registered voters, turnout 79.23%

H Baertschiger Jr	981	98.10%
Write-in	19	1.90%
Total	1000	100.00%

State Representative, 3rd District (Vote for 1)

1518 ballots (0 over voted, 121 blank voted), 1916 registered voters, turnout 79.23%

Carl Wilson	1111	79.53%
Tom Johnson	283	20.26%
Write-in	3	0.21%
Total	1397	100.00%

Judge of the Supreme Court, Position 6 (Vote for 1)

1518 ballots (0 over voted, 762 blank voted), 1916 registered voters, turnout 79.23%

Lynn R Nakamoto	741	98.02%
Write-in	15	1.98%
Total	756	100.00%

Judge of the Court of Appeals, Position 5 (Vote for 1)

1518 ballots (0 over voted, 776 blank voted), 1916 registered voters, turnout 79.23%

Scott Shorr	734	98.92%
Write-in	8	1.08%
Total	742	100.00%

Judge of the Court of Appeals, Position 8 (Vote for 1)

1518 ballots (0 over voted, 789 blank voted), 1916 registered voters, turnout 79.23%

Roger J DeHoog	720	98.77%
Write-in	9	1.23%
Total	729	100.00%

County Commissioner, Position 2 (Vote for 1)

1518 ballots (0 over voted, 322 blank voted), 1916 registered voters, turnout 79.23%

Dan DeYoung	619	51.76%
Keith Heck	570	47.66%
Write-in	7	0.59%
Total	1196	100.00%

County Commissioner, Position 3 (Vote for 1)

1518 ballots (0 over voted, 273 blank voted), 1916 registered voters, turnout 79.23%

Bill Hunker	525	42.17%
Lily Morgan	719	57.75%
Write-in	1	0.08%
Total	1245	100.00%

County Clerk & Recorder (Vote for 1)

1518 ballots (0 over voted, 390 blank voted), 1916 registered voters, turnout 79.23%

James Rafferty	389	34.49%
Trisha Myers	738	65.43%
Write-in	1	0.09%

Statement of Votes Cast by Geography
November 8, 2016 General Election
All Precincts, All Districts, All Contests
Official Results

Page: 73
2016-11-28
11:22:09

Total Ballots Cast: 45364, Registered Voters: 60464, Overall Turnout: 75.03%

Choice	Votes	Vote %
Total	1128	100.00%

County Treasurer (Vote for 1)

1518 ballots (0 over voted, 709 blank voted), 1916 registered voters, turnout 79.23%

Eva L I Arce	803	99.26%
Write-in	6	0.74%
Total	809	100.00%

Josephine Soil & Water Conservation District Director, Zone 1 (Vote for 1)

1518 ballots (0 over voted, 1462 blank voted), 1916 registered voters, turnout 79.23%

Write-in	56	100.00%
Total	56	100.00%

Josephine Soil & Water Conservation District Director, Zone 2 (Vote for 1)

1518 ballots (0 over voted, 1471 blank voted), 1916 registered voters, turnout 79.23%

Write-in	47	100.00%
Total	47	100.00%

Josephine Soil & Water Conservation District Director, Zone 3 (Vote for 1)

1518 ballots (0 over voted, 1473 blank voted), 1916 registered voters, turnout 79.23%

Write-in	45	100.00%
Total	45	100.00%

Josephine Soil & Water Conservation District Director, At Large 1 (Vote for 1)

1518 ballots (0 over voted, 1470 blank voted), 1916 registered voters, turnout 79.23%

Write-in	48	100.00%
Total	48	100.00%

Measure 94 (Vote for 1)

1518 ballots (0 over voted, 102 blank voted), 1916 registered voters, turnout 79.23%

Yes	407	28.74%
No	1009	71.26%
Total	1416	100.00%

Measure 95 (Vote for 1)

1518 ballots (0 over voted, 161 blank voted), 1916 registered voters, turnout 79.23%

Yes	846	62.34%
No	511	37.66%
Total	1357	100.00%

Measure 96 (Vote for 1)

1518 ballots (0 over voted, 63 blank voted), 1916 registered voters, turnout 79.23%

Yes	1198	82.34%
No	257	17.66%
Total	1455	100.00%

Measure 97 (Vote for 1)

1518 ballots (0 over voted, 38 blank voted), 1916 registered voters, turnout 79.23%

Yes	411	27.77%
No	1069	72.23%
Total	1480	100.00%

Measure 98 (Vote for 1)

1518 ballots (0 over voted, 99 blank voted), 1916 registered voters, turnout 79.23%

Yes	773	54.47%
No	646	45.53%
Total	1419	100.00%

Statement of Votes Cast by Geography
November 8, 2016 General Election
All Precincts, All Districts, All Contests
Official Results

Page: 74
2016-11-28
11:22:09

Total Ballots Cast: 45364, Registered Voters: 60464, Overall Turnout: 75.03%

Choice	Votes	Vote %
--------	-------	--------

Measure 99 (Vote for 1)

1518 ballots (0 over voted, 100 blank voted), 1916 registered voters, turnout 79.23%

Yes	749	52.82%
No	669	47.18%
Total	1418	100.00%

Measure 100 (Vote for 1)

1518 ballots (1 over voted, 97 blank voted), 1916 registered voters, turnout 79.23%

Yes	841	59.23%
No	579	40.77%
Total	1420	100.00%

Measure 17-74 Four-Year Deputies, Prosecution, Treatment and Jail Beds Tax (Vote for 1)

1518 ballots (0 over voted, 69 blank voted), 1916 registered voters, turnout 79.23%

Yes	530	36.58%
No	919	63.42%
Total	1449	100.00%

Measure 17-75 An Ordinance Imposing a Tax on Selling Retail Recreational Marijuana (Vote for 1)

1518 ballots (1 over voted, 52 blank voted), 1916 registered voters, turnout 79.23%

Yes	1180	80.55%
No	285	19.45%
Total	1465	100.00%

Precinct 20

United States President and Vice President (Vote for 1)

194 ballots (0 over voted, 2 blank voted), 281 registered voters, turnout 69.04%

Trump/Pence	112	58.33%
Clinton/Kaine	61	31.77%
Stein/Baraka	5	2.60%
Johnson/Weld	9	4.69%
Write-in	5	2.60%
Total	192	100.00%

US Senator (Vote for 1)

194 ballots (0 over voted, 6 blank voted), 281 registered voters, turnout 69.04%

Steven C Reynolds	9	4.79%
Ron Wyden	79	42.02%
Mark Callahan	80	42.55%
Eric Navickas	4	2.13%
Jim Lindsay	6	3.19%
Shanti S Lewallen	9	4.79%
Write-in	1	0.53%
Total	188	100.00%

US Representative, 4th District (Vote for 1)

194 ballots (0 over voted, 7 blank voted), 281 registered voters, turnout 69.04%

Peter A DeFazio	76	40.64%
Art Robinson	93	49.73%
Mike Beilstein	10	5.35%
Gil Guthrie	8	4.28%
Write-in	0	0.00%
Total	187	100.00%

Governor (Vote for 1)

194 ballots (0 over voted, 10 blank voted), 281 registered voters, turnout 69.04%

James Foster	9	4.89%
Kate Brown	68	36.96%
Cliff Thomason	11	5.98%

Statement of Votes Cast by Geography
November 8, 2016 General Election
All Precincts, All Districts, All Contests
Official Results

Page: 75
2016-11-28
11:22:09

Total Ballots Cast: 45364, Registered Voters: 60464, Overall Turnout: 75.03%

Choice	Votes	Vote %
Aaron Donald Auer	12	6.52%
Bud Pierce	84	45.65%
Write-in	0	0.00%
Total	184	100.00%

Secretary of State (Vote for 1)

194 ballots (0 over voted, 11 blank voted), 281 registered voters, turnout 69.04%

Sharon L Durbin	10	5.46%
Dennis Richardson	101	55.19%
Paul Damian Wells	9	4.92%
Brad Avakian	52	28.42%
Alan Zundel	9	4.92%
Michael Marsh	2	1.09%
Write-in	0	0.00%
Total	183	100.00%

State Treasurer (Vote for 1)

194 ballots (0 over voted, 15 blank voted), 281 registered voters, turnout 69.04%

Chris Henry	16	8.94%
Tobias Read	55	30.73%
Jeff Gudman	88	49.16%
Chris Telfer	19	10.61%
Write-in	1	0.56%
Total	179	100.00%

Attorney General (Vote for 1)

194 ballots (0 over voted, 13 blank voted), 281 registered voters, turnout 69.04%

Lars D H Hedbor	16	8.84%
Ellen Rosenblum	69	38.12%
Daniel Zene Crowe	95	52.49%
Write-in	1	0.55%
Total	181	100.00%

State Senator, 1st District (Vote for 1)

194 ballots (0 over voted, 20 blank voted), 281 registered voters, turnout 69.04%

Timm Rolek	57	32.76%
Jeff Kruse	114	65.52%
Write-in	3	1.72%
Total	174	100.00%

State Representative, 1st District (Vote for 1)

194 ballots (0 over voted, 19 blank voted), 281 registered voters, turnout 69.04%

Terry Brayer	59	33.71%
Tamie Kaufman	20	11.43%
David Brock Smith	96	54.86%
Write-in	0	0.00%
Total	175	100.00%

Judge of the Supreme Court, Position 6 (Vote for 1)

194 ballots (0 over voted, 97 blank voted), 281 registered voters, turnout 69.04%

Lynn R Nakamoto	93	95.88%
Write-in	4	4.12%
Total	97	100.00%

Judge of the Court of Appeals, Position 5 (Vote for 1)

194 ballots (0 over voted, 98 blank voted), 281 registered voters, turnout 69.04%

Scott Shorr	93	96.88%
Write-in	3	3.12%
Total	96	100.00%

Statement of Votes Cast by Geography
November 8, 2016 General Election
All Precincts, All Districts, All Contests
Official Results

Page: 76
2016-11-28
11:22:09

Total Ballots Cast: 45364, Registered Voters: 60464, Overall Turnout: 75.03%

Choice	Votes	Vote %
Judge of the Court of Appeals, Position 8 (Vote for 1)		
194 ballots (0 over voted, 105 blank voted), 281 registered voters, turnout 69.04%		
Roger J DeHoog	87	97.75%
Write-in	2	2.25%
Total	89	100.00%
County Commissioner, Position 2 (Vote for 1)		
194 ballots (0 over voted, 36 blank voted), 281 registered voters, turnout 69.04%		
Dan DeYoung	86	54.43%
Keith Heck	70	44.30%
Write-in	2	1.27%
Total	158	100.00%
County Commissioner, Position 3 (Vote for 1)		
194 ballots (0 over voted, 38 blank voted), 281 registered voters, turnout 69.04%		
Bill Hunker	78	50.00%
Lily Morgan	76	48.72%
Write-in	2	1.28%
Total	156	100.00%
County Clerk & Recorder (Vote for 1)		
194 ballots (0 over voted, 47 blank voted), 281 registered voters, turnout 69.04%		
James Rafferty	57	38.78%
Trisha Myers	88	59.86%
Write-in	2	1.36%
Total	147	100.00%
County Treasurer (Vote for 1)		
194 ballots (0 over voted, 88 blank voted), 281 registered voters, turnout 69.04%		
Eva L I Arce	103	97.17%
Write-in	3	2.83%
Total	106	100.00%
Josephine Soil & Water Conservation District Director, Zone 1 (Vote for 1)		
194 ballots (0 over voted, 188 blank voted), 281 registered voters, turnout 69.04%		
Write-in	6	100.00%
Total	6	100.00%
Josephine Soil & Water Conservation District Director, Zone 2 (Vote for 1)		
194 ballots (0 over voted, 188 blank voted), 281 registered voters, turnout 69.04%		
Write-in	6	100.00%
Total	6	100.00%
Josephine Soil & Water Conservation District Director, Zone 3 (Vote for 1)		
194 ballots (0 over voted, 188 blank voted), 281 registered voters, turnout 69.04%		
Write-in	6	100.00%
Total	6	100.00%
Josephine Soil & Water Conservation District Director, At Large 1 (Vote for 1)		
194 ballots (0 over voted, 187 blank voted), 281 registered voters, turnout 69.04%		
Write-in	7	100.00%
Total	7	100.00%
Measure 94 (Vote for 1)		
194 ballots (0 over voted, 10 blank voted), 281 registered voters, turnout 69.04%		
Yes	41	22.28%
No	143	77.72%

Statement of Votes Cast by Geography
November 8, 2016 General Election
All Precincts, All Districts, All Contests
Official Results

Page: 77
2016-11-28
11:22:09

Total Ballots Cast: 45364, Registered Voters: 60464, Overall Turnout: 75.03%

Choice	Votes	Vote %
Total	184	100.00%

Measure 95 (Vote for 1)

194 ballots (0 over voted, 21 blank voted), 281 registered voters, turnout 69.04%

Yes	92	53.18%
No	81	46.82%
Total	173	100.00%

Measure 96 (Vote for 1)

194 ballots (0 over voted, 8 blank voted), 281 registered voters, turnout 69.04%

Yes	144	77.42%
No	42	22.58%
Total	186	100.00%

Measure 97 (Vote for 1)

194 ballots (0 over voted, 7 blank voted), 281 registered voters, turnout 69.04%

Yes	61	32.62%
No	126	67.38%
Total	187	100.00%

Measure 98 (Vote for 1)

194 ballots (0 over voted, 11 blank voted), 281 registered voters, turnout 69.04%

Yes	99	54.10%
No	84	45.90%
Total	183	100.00%

Measure 99 (Vote for 1)

194 ballots (0 over voted, 12 blank voted), 281 registered voters, turnout 69.04%

Yes	112	61.54%
No	70	38.46%
Total	182	100.00%

Measure 100 (Vote for 1)

194 ballots (0 over voted, 13 blank voted), 281 registered voters, turnout 69.04%

Yes	102	56.35%
No	79	43.65%
Total	181	100.00%

Measure 17-74 Four-Year Deputies, Prosecution, Treatment and Jail Beds Tax (Vote for 1)

194 ballots (0 over voted, 12 blank voted), 281 registered voters, turnout 69.04%

Yes	41	22.53%
No	141	77.47%
Total	182	100.00%

Measure 17-75 An Ordinance Imposing a Tax on Selling Retail Recreational Marijuana (Vote for 1)

194 ballots (0 over voted, 9 blank voted), 281 registered voters, turnout 69.04%

Yes	127	68.65%
No	58	31.35%
Total	185	100.00%

Precinct 21

United States President and Vice President (Vote for 1)

2532 ballots (0 over voted, 43 blank voted), 3257 registered voters, turnout 77.74%

Trump/Pence	1631	65.53%
Clinton/Kaine	667	26.80%
Stein/Baraka	42	1.69%
Johnson/Weld	101	4.06%
Write-in	48	1.93%

Statement of Votes Cast by Geography
November 8, 2016 General Election
All Precincts, All Districts, All Contests
Official Results

Page: 78
2016-11-28
11:22:09

Total Ballots Cast: 45364, Registered Voters: 60464, Overall Turnout: 75.03%

Choice	Votes	Vote %
Total	2489	100.00%

US Senator (Vote for 1)

2532 ballots (0 over voted, 102 blank voted), 3257 registered voters, turnout 77.74%

Steven C Reynolds	92	3.79%
Ron Wyden	965	39.71%
Mark Callahan	1264	52.02%
Eric Navickas	37	1.52%
Jim Lindsay	24	0.99%
Shanti S Lewallen	45	1.85%
Write-in	3	0.12%
Total	2430	100.00%

US Representative, 2nd District (Vote for 1)

2532 ballots (0 over voted, 134 blank voted), 3257 registered voters, turnout 77.74%

Greg Walden	1902	79.32%
James (Jim) Crary	490	20.43%
Write-in	6	0.25%
Total	2398	100.00%

Governor (Vote for 1)

2532 ballots (0 over voted, 103 blank voted), 3257 registered voters, turnout 77.74%

James Foster	56	2.31%
Kate Brown	748	30.79%
Cliff Thomason	100	4.12%
Aaron Donald Auer	46	1.89%
Bud Pierce	1476	60.77%
Write-in	3	0.12%
Total	2429	100.00%

Secretary of State (Vote for 1)

2532 ballots (0 over voted, 157 blank voted), 3257 registered voters, turnout 77.74%

Sharon L Durbin	57	2.40%
Dennis Richardson	1606	67.62%
Paul Damian Wells	84	3.54%
Brad Avakian	569	23.96%
Alan Zundel	36	1.52%
Michael Marsh	23	0.97%
Write-in	0	0.00%
Total	2375	100.00%

State Treasurer (Vote for 1)

2532 ballots (1 over voted, 214 blank voted), 3257 registered voters, turnout 77.74%

Chris Henry	111	4.79%
Tobias Read	558	24.08%
Jeff Gudman	1458	62.93%
Chris Telfer	189	8.16%
Write-in	1	0.04%
Total	2317	100.00%

Attorney General (Vote for 1)

2532 ballots (0 over voted, 212 blank voted), 3257 registered voters, turnout 77.74%

Lars D H Hedbor	71	3.06%
Ellen Rosenblum	740	31.90%
Daniel Zene Crowe	1509	65.04%
Write-in	0	0.00%
Total	2320	100.00%

State Senator, 2nd District (Vote for 1)

2532 ballots (0 over voted, 870 blank voted), 3257 registered voters, turnout 77.74%

H Baertschiger Jr	1641	98.74%
-------------------	------	--------

Statement of Votes Cast by Geography
November 8, 2016 General Election
All Precincts, All Districts, All Contests
Official Results

Page: 79
2016-11-28
11:22:09

Total Ballots Cast: 45364, Registered Voters: 60464, Overall Turnout: 75.03%

Choice	Votes	Vote %
Write-in	21	1.26%
Total	1662	100.00%

State Representative, 4th District (Vote for 1)

2532 ballots (0 over voted, 885 blank voted), 3257 registered voters, turnout 77.74%

Duane A Stark	1621	98.42%
Write-in	26	1.58%
Total	1647	100.00%

Judge of the Supreme Court, Position 6 (Vote for 1)

2532 ballots (0 over voted, 1257 blank voted), 3257 registered voters, turnout 77.74%

Lynn R Nakamoto	1258	98.67%
Write-in	17	1.33%
Total	1275	100.00%

Judge of the Court of Appeals, Position 5 (Vote for 1)

2532 ballots (0 over voted, 1295 blank voted), 3257 registered voters, turnout 77.74%

Scott Shorr	1222	98.79%
Write-in	15	1.21%
Total	1237	100.00%

Judge of the Court of Appeals, Position 8 (Vote for 1)

2532 ballots (0 over voted, 1315 blank voted), 3257 registered voters, turnout 77.74%

Roger J DeHoog	1199	98.52%
Write-in	18	1.48%
Total	1217	100.00%

County Commissioner, Position 2 (Vote for 1)

2532 ballots (0 over voted, 516 blank voted), 3257 registered voters, turnout 77.74%

Dan DeYoung	1085	53.82%
Keith Heck	916	45.44%
Write-in	15	0.74%
Total	2016	100.00%

County Commissioner, Position 3 (Vote for 1)

2532 ballots (0 over voted, 462 blank voted), 3257 registered voters, turnout 77.74%

Bill Hunker	860	41.55%
Lily Morgan	1204	58.16%
Write-in	6	0.29%
Total	2070	100.00%

County Clerk & Recorder (Vote for 1)

2532 ballots (0 over voted, 661 blank voted), 3257 registered voters, turnout 77.74%

James Rafferty	607	32.44%
Trisha Myers	1260	67.34%
Write-in	4	0.21%
Total	1871	100.00%

County Treasurer (Vote for 1)

2532 ballots (0 over voted, 1179 blank voted), 3257 registered voters, turnout 77.74%

Eva L I Arce	1338	98.89%
Write-in	15	1.11%
Total	1353	100.00%

Josephine Soil & Water Conservation District Director, Zone 1 (Vote for 1)

2532 ballots (0 over voted, 2425 blank voted), 3257 registered voters, turnout 77.74%

Write-in	107	100.00%
Total	107	100.00%

Statement of Votes Cast by Geography
November 8, 2016 General Election
All Precincts, All Districts, All Contests
Official Results

Page: 80
2016-11-28
11:22:09

Total Ballots Cast: 45364, Registered Voters: 60464, Overall Turnout: 75.03%

Choice	Votes	Vote %
Josephine Soil & Water Conservation District Director, Zone 2 (Vote for 1)		
2532 ballots (0 over voted, 2447 blank voted), 3257 registered voters, turnout 77.74%		
Write-in	85	100.00%
Total	85	100.00%
Josephine Soil & Water Conservation District Director, Zone 3 (Vote for 1)		
2532 ballots (0 over voted, 2444 blank voted), 3257 registered voters, turnout 77.74%		
Write-in	88	100.00%
Total	88	100.00%
Josephine Soil & Water Conservation District Director, At Large 1 (Vote for 1)		
2532 ballots (0 over voted, 2438 blank voted), 3257 registered voters, turnout 77.74%		
Write-in	94	100.00%
Total	94	100.00%
Measure 94 (Vote for 1)		
2532 ballots (0 over voted, 178 blank voted), 3257 registered voters, turnout 77.74%		
Yes	666	28.29%
No	1688	71.71%
Total	2354	100.00%
Measure 95 (Vote for 1)		
2532 ballots (0 over voted, 263 blank voted), 3257 registered voters, turnout 77.74%		
Yes	1389	61.22%
No	880	38.78%
Total	2269	100.00%
Measure 96 (Vote for 1)		
2532 ballots (1 over voted, 119 blank voted), 3257 registered voters, turnout 77.74%		
Yes	1986	82.34%
No	426	17.66%
Total	2412	100.00%
Measure 97 (Vote for 1)		
2532 ballots (0 over voted, 76 blank voted), 3257 registered voters, turnout 77.74%		
Yes	760	30.94%
No	1696	69.06%
Total	2456	100.00%
Measure 98 (Vote for 1)		
2532 ballots (0 over voted, 170 blank voted), 3257 registered voters, turnout 77.74%		
Yes	1280	54.19%
No	1082	45.81%
Total	2362	100.00%
Measure 99 (Vote for 1)		
2532 ballots (0 over voted, 148 blank voted), 3257 registered voters, turnout 77.74%		
Yes	1305	54.74%
No	1079	45.26%
Total	2384	100.00%
Measure 100 (Vote for 1)		
2532 ballots (2 over voted, 167 blank voted), 3257 registered voters, turnout 77.74%		
Yes	1404	59.42%
No	959	40.58%
Total	2363	100.00%

Statement of Votes Cast by Geography
November 8, 2016 General Election
All Precincts, All Districts, All Contests
Official Results

Page: 81
2016-11-28
11:22:09

Total Ballots Cast: 45364, Registered Voters: 60464, Overall Turnout: 75.03%

Choice	Votes	Vote %
Measure 17-74 Four-Year Deputies, Prosecution, Treatment and Jail Beds Tax (Vote for 1)		
2532 ballots (0 over voted, 133 blank voted), 3257 registered voters, turnout 77.74%		
Yes	904	37.68%
No	1495	62.32%
Total	2399	100.00%

Measure 17-75 An Ordinance Imposing a Tax on Selling Retail Recreational Marijuana (Vote for 1)
2532 ballots (0 over voted, 100 blank voted), 3257 registered voters, turnout 77.74%

Yes	1864	76.64%
No	568	23.36%
Total	2432	100.00%

Precinct 22

United States President and Vice President (Vote for 1)
901 ballots (1 over voted, 15 blank voted), 1139 registered voters, turnout 79.10%

Trump/Pence	608	68.70%
Clinton/Kaine	210	23.73%
Stein/Baraka	14	1.58%
Johnson/Weld	37	4.18%
Write-in	16	1.81%
Total	885	100.00%

US Senator (Vote for 1)
901 ballots (0 over voted, 29 blank voted), 1139 registered voters, turnout 79.10%

Steven C Reynolds	29	3.33%
Ron Wyden	313	35.89%
Mark Callahan	488	55.96%
Eric Navickas	9	1.03%
Jim Lindsay	10	1.15%
Shanti S Lewallen	21	2.41%
Write-in	2	0.23%
Total	872	100.00%

US Representative, 2nd District (Vote for 1)
901 ballots (0 over voted, 42 blank voted), 1139 registered voters, turnout 79.10%

Greg Walden	713	83.00%
James (Jim) Crary	140	16.30%
Write-in	6	0.70%
Total	859	100.00%

Governor (Vote for 1)
901 ballots (1 over voted, 34 blank voted), 1139 registered voters, turnout 79.10%

James Foster	20	2.31%
Kate Brown	240	27.71%
Cliff Thomason	41	4.73%
Aaron Donald Auer	13	1.50%
Bud Pierce	550	63.51%
Write-in	2	0.23%
Total	866	100.00%

Secretary of State (Vote for 1)
901 ballots (0 over voted, 52 blank voted), 1139 registered voters, turnout 79.10%

Sharon L Durbin	18	2.12%
Dennis Richardson	605	71.26%
Paul Damian Wells	25	2.94%
Brad Avakian	172	20.26%
Alan Zundel	15	1.77%
Michael Marsh	11	1.30%
Write-in	3	0.35%

Statement of Votes Cast by Geography
November 8, 2016 General Election
All Precincts, All Districts, All Contests
Official Results

Page: 82
2016-11-28
11:22:09

Total Ballots Cast: 45364, Registered Voters: 60464, Overall Turnout: 75.03%

Choice	Votes	Vote %
Total	849	100.00%

State Treasurer (Vote for 1)

901 ballots (0 over voted, 74 blank voted), 1139 registered voters, turnout 79.10%

Chris Henry	25	3.02%
Tobias Read	184	22.25%
Jeff Gudman	550	66.51%
Chris Telfer	67	8.10%
Write-in	1	0.12%
Total	827	100.00%

Attorney General (Vote for 1)

901 ballots (0 over voted, 74 blank voted), 1139 registered voters, turnout 79.10%

Lars D H Hedbor	29	3.51%
Ellen Rosenblum	234	28.30%
Daniel Zene Crowe	562	67.96%
Write-in	2	0.24%
Total	827	100.00%

State Senator, 2nd District (Vote for 1)

901 ballots (0 over voted, 267 blank voted), 1139 registered voters, turnout 79.10%

H Baertschiger Jr	622	98.11%
Write-in	12	1.89%
Total	634	100.00%

State Representative, 4th District (Vote for 1)

901 ballots (0 over voted, 256 blank voted), 1139 registered voters, turnout 79.10%

Duane A Stark	638	98.91%
Write-in	7	1.09%
Total	645	100.00%

Judge of the Supreme Court, Position 6 (Vote for 1)

901 ballots (0 over voted, 446 blank voted), 1139 registered voters, turnout 79.10%

Lynn R Nakamoto	449	98.68%
Write-in	6	1.32%
Total	455	100.00%

Judge of the Court of Appeals, Position 5 (Vote for 1)

901 ballots (0 over voted, 458 blank voted), 1139 registered voters, turnout 79.10%

Scott Shorr	437	98.65%
Write-in	6	1.35%
Total	443	100.00%

Judge of the Court of Appeals, Position 8 (Vote for 1)

901 ballots (0 over voted, 468 blank voted), 1139 registered voters, turnout 79.10%

Roger J DeHoog	426	98.38%
Write-in	7	1.62%
Total	433	100.00%

County Commissioner, Position 2 (Vote for 1)

901 ballots (0 over voted, 151 blank voted), 1139 registered voters, turnout 79.10%

Dan DeYoung	391	52.13%
Keith Heck	355	47.33%
Write-in	4	0.53%
Total	750	100.00%

County Commissioner, Position 3 (Vote for 1)

901 ballots (0 over voted, 138 blank voted), 1139 registered voters, turnout 79.10%

Bill Hunker	299	39.19%
-------------	-----	--------

Statement of Votes Cast by Geography
November 8, 2016 General Election
All Precincts, All Districts, All Contests
Official Results

Page: 83
2016-11-28
11:22:09

Total Ballots Cast: 45364, Registered Voters: 60464, Overall Turnout: 75.03%

Choice	Votes	Vote %
Lily Morgan	461	60.42%
Write-in	3	0.39%
Total	763	100.00%

County Clerk & Recorder (Vote for 1)

901 ballots (0 over voted, 215 blank voted), 1139 registered voters, turnout 79.10%

James Rafferty	220	32.07%
Trisha Myers	466	67.93%
Write-in	0	0.00%
Total	686	100.00%

County Treasurer (Vote for 1)

901 ballots (0 over voted, 376 blank voted), 1139 registered voters, turnout 79.10%

Eva L I Arce	521	99.24%
Write-in	4	0.76%
Total	525	100.00%

Josephine Soil & Water Conservation District Director, Zone 1 (Vote for 1)

901 ballots (0 over voted, 863 blank voted), 1139 registered voters, turnout 79.10%

Write-in	38	100.00%
Total	38	100.00%

Josephine Soil & Water Conservation District Director, Zone 2 (Vote for 1)

901 ballots (0 over voted, 873 blank voted), 1139 registered voters, turnout 79.10%

Write-in	28	100.00%
Total	28	100.00%

Josephine Soil & Water Conservation District Director, Zone 3 (Vote for 1)

901 ballots (0 over voted, 873 blank voted), 1139 registered voters, turnout 79.10%

Write-in	28	100.00%
Total	28	100.00%

Josephine Soil & Water Conservation District Director, At Large 1 (Vote for 1)

901 ballots (0 over voted, 866 blank voted), 1139 registered voters, turnout 79.10%

Write-in	35	100.00%
Total	35	100.00%

Measure 94 (Vote for 1)

901 ballots (0 over voted, 55 blank voted), 1139 registered voters, turnout 79.10%

Yes	254	30.02%
No	592	69.98%
Total	846	100.00%

Measure 95 (Vote for 1)

901 ballots (0 over voted, 79 blank voted), 1139 registered voters, turnout 79.10%

Yes	487	59.25%
No	335	40.75%
Total	822	100.00%

Measure 96 (Vote for 1)

901 ballots (0 over voted, 37 blank voted), 1139 registered voters, turnout 79.10%

Yes	709	82.06%
No	155	17.94%
Total	864	100.00%

Measure 97 (Vote for 1)

901 ballots (0 over voted, 16 blank voted), 1139 registered voters, turnout 79.10%

Yes	228	25.76%
-----	-----	--------

Statement of Votes Cast by Geography
November 8, 2016 General Election
All Precincts, All Districts, All Contests
Official Results

Page: 84
2016-11-28
11:22:09

Total Ballots Cast: 45364, Registered Voters: 60464, Overall Turnout: 75.03%

Choice	Votes	Vote %
No	657	74.24%
Total	885	100.00%

Measure 98 (Vote for 1)

901 ballots (0 over voted, 39 blank voted), 1139 registered voters, turnout 79.10%

Yes	439	50.93%
No	423	49.07%
Total	862	100.00%

Measure 99 (Vote for 1)

901 ballots (0 over voted, 47 blank voted), 1139 registered voters, turnout 79.10%

Yes	444	51.99%
No	410	48.01%
Total	854	100.00%

Measure 100 (Vote for 1)

901 ballots (0 over voted, 63 blank voted), 1139 registered voters, turnout 79.10%

Yes	476	56.80%
No	362	43.20%
Total	838	100.00%

Measure 17-74 Four-Year Deputies, Prosecution, Treatment and Jail Beds Tax (Vote for 1)

901 ballots (0 over voted, 29 blank voted), 1139 registered voters, turnout 79.10%

Yes	347	39.79%
No	525	60.21%
Total	872	100.00%

Measure 17-75 An Ordinance Imposing a Tax on Selling Retail Recreational Marijuana (Vote for 1)

901 ballots (0 over voted, 29 blank voted), 1139 registered voters, turnout 79.10%

Yes	723	82.91%
No	149	17.09%
Total	872	100.00%

Precinct 23

United States President and Vice President (Vote for 1)

346 ballots (0 over voted, 9 blank voted), 428 registered voters, turnout 80.84%

Trump/Pence	255	75.67%
Clinton/Kaine	69	20.47%
Stein/Baraka	4	1.19%
Johnson/Weld	8	2.37%
Write-in	1	0.30%
Total	337	100.00%

US Senator (Vote for 1)

346 ballots (0 over voted, 21 blank voted), 428 registered voters, turnout 80.84%

Steven C Reynolds	7	2.15%
Ron Wyden	118	36.31%
Mark Callahan	193	59.38%
Eric Navickas	1	0.31%
Jim Lindsay	2	0.62%
Shanti S Lewallen	4	1.23%
Write-in	0	0.00%
Total	325	100.00%

US Representative, 2nd District (Vote for 1)

346 ballots (0 over voted, 18 blank voted), 428 registered voters, turnout 80.84%

Greg Walden	285	86.89%
James (Jim) Crary	42	12.80%
Write-in	1	0.30%

Statement of Votes Cast by Geography
November 8, 2016 General Election
All Precincts, All Districts, All Contests
Official Results

Page: 85
2016-11-28
11:22:09

Total Ballots Cast: 45364, Registered Voters: 60464, Overall Turnout: 75.03%

Choice	Votes	Vote %
Total	328	100.00%

Governor (Vote for 1)

346 ballots (0 over voted, 24 blank voted), 428 registered voters, turnout 80.84%

James Foster	2	0.62%
Kate Brown	81	25.16%
Cliff Thomason	16	4.97%
Aaron Donald Auer	7	2.17%
Bud Pierce	216	67.08%
Write-in	0	0.00%
Total	322	100.00%

Secretary of State (Vote for 1)

346 ballots (0 over voted, 25 blank voted), 428 registered voters, turnout 80.84%

Sharon L Durbin	10	3.12%
Dennis Richardson	239	74.45%
Paul Damian Wells	12	3.74%
Brad Avakian	49	15.26%
Alan Zundel	7	2.18%
Michael Marsh	4	1.25%
Write-in	0	0.00%
Total	321	100.00%

State Treasurer (Vote for 1)

346 ballots (0 over voted, 43 blank voted), 428 registered voters, turnout 80.84%

Chris Henry	6	1.98%
Tobias Read	53	17.49%
Jeff Gudman	216	71.29%
Chris Telfer	27	8.91%
Write-in	1	0.33%
Total	303	100.00%

Attorney General (Vote for 1)

346 ballots (0 over voted, 41 blank voted), 428 registered voters, turnout 80.84%

Lars D H Hedbor	12	3.93%
Ellen Rosenblum	71	23.28%
Daniel Zene Crowe	221	72.46%
Write-in	1	0.33%
Total	305	100.00%

State Senator, 2nd District (Vote for 1)

346 ballots (0 over voted, 126 blank voted), 428 registered voters, turnout 80.84%

H Baertschiger Jr	218	99.09%
Write-in	2	0.91%
Total	220	100.00%

State Representative, 4th District (Vote for 1)

346 ballots (0 over voted, 117 blank voted), 428 registered voters, turnout 80.84%

Duane A Stark	228	99.56%
Write-in	1	0.44%
Total	229	100.00%

Judge of the Supreme Court, Position 6 (Vote for 1)

346 ballots (0 over voted, 178 blank voted), 428 registered voters, turnout 80.84%

Lynn R Nakamoto	166	98.81%
Write-in	2	1.19%
Total	168	100.00%

Statement of Votes Cast by Geography
November 8, 2016 General Election
All Precincts, All Districts, All Contests
Official Results

Page: 86
2016-11-28
11:22:09

Total Ballots Cast: 45364, Registered Voters: 60464, Overall Turnout: 75.03%

Choice	Votes	Vote %
Judge of the Court of Appeals, Position 5 (Vote for 1)		
346 ballots (0 over voted, 177 blank voted), 428 registered voters, turnout 80.84%		
Scott Shorr	167	98.82%
Write-in	2	1.18%
Total	169	100.00%
Judge of the Court of Appeals, Position 8 (Vote for 1)		
346 ballots (0 over voted, 177 blank voted), 428 registered voters, turnout 80.84%		
Roger J DeHoog	167	98.82%
Write-in	2	1.18%
Total	169	100.00%
County Commissioner, Position 2 (Vote for 1)		
346 ballots (0 over voted, 70 blank voted), 428 registered voters, turnout 80.84%		
Dan DeYoung	154	55.80%
Keith Heck	120	43.48%
Write-in	2	0.72%
Total	276	100.00%
County Commissioner, Position 3 (Vote for 1)		
346 ballots (0 over voted, 66 blank voted), 428 registered voters, turnout 80.84%		
Bill Hunker	140	50.00%
Lily Morgan	140	50.00%
Write-in	0	0.00%
Total	280	100.00%
County Clerk & Recorder (Vote for 1)		
346 ballots (0 over voted, 101 blank voted), 428 registered voters, turnout 80.84%		
James Rafferty	78	31.84%
Trisha Myers	166	67.76%
Write-in	1	0.41%
Total	245	100.00%
County Treasurer (Vote for 1)		
346 ballots (0 over voted, 168 blank voted), 428 registered voters, turnout 80.84%		
Eva L I Arce	174	97.75%
Write-in	4	2.25%
Total	178	100.00%
Josephine Soil & Water Conservation District Director, Zone 1 (Vote for 1)		
346 ballots (0 over voted, 335 blank voted), 428 registered voters, turnout 80.84%		
Write-in	11	100.00%
Total	11	100.00%
Josephine Soil & Water Conservation District Director, Zone 2 (Vote for 1)		
346 ballots (0 over voted, 338 blank voted), 428 registered voters, turnout 80.84%		
Write-in	8	100.00%
Total	8	100.00%
Josephine Soil & Water Conservation District Director, Zone 3 (Vote for 1)		
346 ballots (0 over voted, 338 blank voted), 428 registered voters, turnout 80.84%		
Write-in	8	100.00%
Total	8	100.00%
Josephine Soil & Water Conservation District Director, At Large 1 (Vote for 1)		
346 ballots (0 over voted, 334 blank voted), 428 registered voters, turnout 80.84%		
Write-in	12	100.00%

Statement of Votes Cast by Geography
November 8, 2016 General Election
All Precincts, All Districts, All Contests
Official Results

Page: 87
2016-11-28
11:22:09

Total Ballots Cast: 45364, Registered Voters: 60464, Overall Turnout: 75.03%

Choice	Votes	Vote %
Total	12	100.00%

Measure 94 (Vote for 1)

346 ballots (0 over voted, 27 blank voted), 428 registered voters, turnout 80.84%

Yes	75	23.51%
No	244	76.49%
Total	319	100.00%

Measure 95 (Vote for 1)

346 ballots (0 over voted, 41 blank voted), 428 registered voters, turnout 80.84%

Yes	159	52.13%
No	146	47.87%
Total	305	100.00%

Measure 96 (Vote for 1)

346 ballots (0 over voted, 18 blank voted), 428 registered voters, turnout 80.84%

Yes	265	80.79%
No	63	19.21%
Total	328	100.00%

Measure 97 (Vote for 1)

346 ballots (1 over voted, 13 blank voted), 428 registered voters, turnout 80.84%

Yes	78	23.49%
No	254	76.51%
Total	332	100.00%

Measure 98 (Vote for 1)

346 ballots (0 over voted, 25 blank voted), 428 registered voters, turnout 80.84%

Yes	160	49.84%
No	161	50.16%
Total	321	100.00%

Measure 99 (Vote for 1)

346 ballots (0 over voted, 21 blank voted), 428 registered voters, turnout 80.84%

Yes	167	51.38%
No	158	48.62%
Total	325	100.00%

Measure 100 (Vote for 1)

346 ballots (1 over voted, 24 blank voted), 428 registered voters, turnout 80.84%

Yes	175	54.52%
No	146	45.48%
Total	321	100.00%

Measure 17-74 Four-Year Deputies, Prosecution, Treatment and Jail Beds Tax (Vote for 1)

346 ballots (0 over voted, 22 blank voted), 428 registered voters, turnout 80.84%

Yes	124	38.27%
No	200	61.73%
Total	324	100.00%

Measure 17-75 An Ordinance Imposing a Tax on Selling Retail Recreational Marijuana (Vote for 1)

346 ballots (0 over voted, 17 blank voted), 428 registered voters, turnout 80.84%

Yes	255	77.51%
No	74	22.49%
Total	329	100.00%

Statement of Votes Cast by Geography
November 8, 2016 General Election
All Precincts, All Districts, All Contests
Official Results

Page: 88
2016-11-28
11:22:09

Total Ballots Cast: 45364, Registered Voters: 60464, Overall Turnout: 75.03%

Choice	Votes	Vote %
--------	-------	--------

United States President and Vice President (Vote for 1)

381 ballots (0 over voted, 7 blank voted), 497 registered voters, turnout 76.66%

Trump/Pence	242	64.71%
Clinton/Kaine	112	29.95%
Stein/Baraka	4	1.07%
Johnson/Weld	6	1.60%
Write-in	10	2.67%
Total	374	100.00%

US Senator (Vote for 1)

381 ballots (0 over voted, 17 blank voted), 497 registered voters, turnout 76.66%

Steven C Reynolds	8	2.20%
Ron Wyden	147	40.38%
Mark Callahan	193	53.02%
Eric Navickas	6	1.65%
Jim Lindsay	0	0.00%
Shanti S Lewallen	10	2.75%
Write-in	0	0.00%
Total	364	100.00%

US Representative, 2nd District (Vote for 1)

381 ballots (0 over voted, 18 blank voted), 497 registered voters, turnout 76.66%

Greg Walden	285	78.51%
James (Jim) Crary	78	21.49%
Write-in	0	0.00%
Total	363	100.00%

Governor (Vote for 1)

381 ballots (0 over voted, 14 blank voted), 497 registered voters, turnout 76.66%

James Foster	6	1.63%
Kate Brown	107	29.16%
Cliff Thomason	11	3.00%
Aaron Donald Auer	3	0.82%
Bud Pierce	240	65.40%
Write-in	0	0.00%
Total	367	100.00%

Secretary of State (Vote for 1)

381 ballots (0 over voted, 23 blank voted), 497 registered voters, turnout 76.66%

Sharon L Durbin	1	0.28%
Dennis Richardson	251	70.11%
Paul Damian Wells	17	4.75%
Brad Avakian	86	24.02%
Alan Zundel	0	0.00%
Michael Marsh	3	0.84%
Write-in	0	0.00%
Total	358	100.00%

State Treasurer (Vote for 1)

381 ballots (0 over voted, 34 blank voted), 497 registered voters, turnout 76.66%

Chris Henry	8	2.31%
Tobias Read	77	22.19%
Jeff Gudman	230	66.28%
Chris Telfer	32	9.22%
Write-in	0	0.00%
Total	347	100.00%

Attorney General (Vote for 1)

381 ballots (0 over voted, 33 blank voted), 497 registered voters, turnout 76.66%

Lars D H Hedbor	7	2.01%
Ellen Rosenblum	111	31.90%

Statement of Votes Cast by Geography
November 8, 2016 General Election
All Precincts, All Districts, All Contests
Official Results

Page: 89
2016-11-28
11:22:09

Total Ballots Cast: 45364, Registered Voters: 60464, Overall Turnout: 75.03%

Choice	Votes	Vote %
Daniel Zene Crowe	230	66.09%
Write-in	0	0.00%
Total	348	100.00%

State Senator, 2nd District (Vote for 1)

381 ballots (0 over voted, 116 blank voted), 497 registered voters, turnout 76.66%

H Baertschiger Jr	260	98.11%
Write-in	5	1.89%
Total	265	100.00%

State Representative, 3rd District (Vote for 1)

381 ballots (0 over voted, 34 blank voted), 497 registered voters, turnout 76.66%

Carl Wilson	276	79.54%
Tom Johnson	71	20.46%
Write-in	0	0.00%
Total	347	100.00%

Judge of the Supreme Court, Position 6 (Vote for 1)

381 ballots (0 over voted, 179 blank voted), 497 registered voters, turnout 76.66%

Lynn R Nakamoto	201	99.50%
Write-in	1	0.50%
Total	202	100.00%

Judge of the Court of Appeals, Position 5 (Vote for 1)

381 ballots (0 over voted, 183 blank voted), 497 registered voters, turnout 76.66%

Scott Shorr	197	99.49%
Write-in	1	0.51%
Total	198	100.00%

Judge of the Court of Appeals, Position 8 (Vote for 1)

381 ballots (0 over voted, 198 blank voted), 497 registered voters, turnout 76.66%

Roger J DeHoog	183	100.00%
Write-in	0	0.00%
Total	183	100.00%

County Commissioner, Position 2 (Vote for 1)

381 ballots (0 over voted, 75 blank voted), 497 registered voters, turnout 76.66%

Dan DeYoung	184	60.13%
Keith Heck	119	38.89%
Write-in	3	0.98%
Total	306	100.00%

County Commissioner, Position 3 (Vote for 1)

381 ballots (0 over voted, 63 blank voted), 497 registered voters, turnout 76.66%

Bill Hunker	125	39.31%
Lily Morgan	191	60.06%
Write-in	2	0.63%
Total	318	100.00%

County Clerk & Recorder (Vote for 1)

381 ballots (0 over voted, 97 blank voted), 497 registered voters, turnout 76.66%

James Rafferty	77	27.11%
Trisha Myers	206	72.54%
Write-in	1	0.35%
Total	284	100.00%

County Treasurer (Vote for 1)

381 ballots (0 over voted, 175 blank voted), 497 registered voters, turnout 76.66%

Eva L I Arce	204	99.03%
--------------	-----	--------

Statement of Votes Cast by Geography
November 8, 2016 General Election
All Precincts, All Districts, All Contests
Official Results

Page: 90
2016-11-28
11:22:09

Total Ballots Cast: 45364, Registered Voters: 60464, Overall Turnout: 75.03%

Choice	Votes	Vote %
Write-in	2	0.97%
Total	206	100.00%

Josephine Soil & Water Conservation District Director, Zone 1 (Vote for 1)
381 ballots (0 over voted, 363 blank voted), 497 registered voters, turnout 76.66%

Write-in	18	100.00%
Total	18	100.00%

Josephine Soil & Water Conservation District Director, Zone 2 (Vote for 1)
381 ballots (0 over voted, 368 blank voted), 497 registered voters, turnout 76.66%

Write-in	13	100.00%
Total	13	100.00%

Josephine Soil & Water Conservation District Director, Zone 3 (Vote for 1)
381 ballots (0 over voted, 368 blank voted), 497 registered voters, turnout 76.66%

Write-in	13	100.00%
Total	13	100.00%

Josephine Soil & Water Conservation District Director, At Large 1 (Vote for 1)
381 ballots (0 over voted, 366 blank voted), 497 registered voters, turnout 76.66%

Write-in	15	100.00%
Total	15	100.00%

Measure 94 (Vote for 1)
381 ballots (0 over voted, 27 blank voted), 497 registered voters, turnout 76.66%

Yes	99	27.97%
No	255	72.03%
Total	354	100.00%

Measure 95 (Vote for 1)
381 ballots (0 over voted, 36 blank voted), 497 registered voters, turnout 76.66%

Yes	224	64.93%
No	121	35.07%
Total	345	100.00%

Measure 96 (Vote for 1)
381 ballots (0 over voted, 19 blank voted), 497 registered voters, turnout 76.66%

Yes	269	74.31%
No	93	25.69%
Total	362	100.00%

Measure 97 (Vote for 1)
381 ballots (0 over voted, 7 blank voted), 497 registered voters, turnout 76.66%

Yes	106	28.34%
No	268	71.66%
Total	374	100.00%

Measure 98 (Vote for 1)
381 ballots (0 over voted, 20 blank voted), 497 registered voters, turnout 76.66%

Yes	214	59.28%
No	147	40.72%
Total	361	100.00%

Measure 99 (Vote for 1)
381 ballots (0 over voted, 20 blank voted), 497 registered voters, turnout 76.66%

Yes	178	49.31%
No	183	50.69%

Statement of Votes Cast by Geography
November 8, 2016 General Election
All Precincts, All Districts, All Contests
Official Results

Page: 91
2016-11-28
11:22:09

Total Ballots Cast: 45364, Registered Voters: 60464, Overall Turnout: 75.03%

Choice	Votes	Vote %
Total	361	100.00%

Measure 100 (Vote for 1)

381 ballots (0 over voted, 29 blank voted), 497 registered voters, turnout 76.66%

Yes	217	61.65%
No	135	38.35%
Total	352	100.00%

Measure 17-74 Four-Year Deputies, Prosecution, Treatment and Jail Beds Tax (Vote for 1)

381 ballots (1 over voted, 24 blank voted), 497 registered voters, turnout 76.66%

Yes	176	49.44%
No	180	50.56%
Total	356	100.00%

Measure 17-75 An Ordinance Imposing a Tax on Selling Retail Recreational Marijuana (Vote for 1)

381 ballots (1 over voted, 18 blank voted), 497 registered voters, turnout 76.66%

Yes	296	81.77%
No	66	18.23%
Total	362	100.00%

Precinct 25

United States President and Vice President (Vote for 1)

916 ballots (0 over voted, 14 blank voted), 1162 registered voters, turnout 78.83%

Trump/Pence	578	64.08%
Clinton/Kaine	261	28.94%
Stein/Baraka	8	0.89%
Johnson/Weld	35	3.88%
Write-in	20	2.22%
Total	902	100.00%

US Senator (Vote for 1)

916 ballots (0 over voted, 36 blank voted), 1162 registered voters, turnout 78.83%

Steven C Reynolds	22	2.50%
Ron Wyden	354	40.23%
Mark Callahan	459	52.16%
Eric Navickas	7	0.80%
Jim Lindsay	18	2.05%
Shanti S Lewallen	20	2.27%
Write-in	0	0.00%
Total	880	100.00%

US Representative, 2nd District (Vote for 1)

916 ballots (1 over voted, 44 blank voted), 1162 registered voters, turnout 78.83%

Greg Walden	700	80.37%
James (Jim) Crary	166	19.06%
Write-in	5	0.57%
Total	871	100.00%

Governor (Vote for 1)

916 ballots (0 over voted, 31 blank voted), 1162 registered voters, turnout 78.83%

James Foster	23	2.60%
Kate Brown	257	29.04%
Cliff Thomason	36	4.07%
Aaron Donald Auer	14	1.58%
Bud Pierce	553	62.49%
Write-in	2	0.23%
Total	885	100.00%

Statement of Votes Cast by Geography
November 8, 2016 General Election
All Precincts, All Districts, All Contests
Official Results

Page: 92
2016-11-28
11:22:09

Total Ballots Cast: 45364, Registered Voters: 60464, Overall Turnout: 75.03%

Choice	Votes	Vote %
Secretary of State (Vote for 1)		
916 ballots (0 over voted, 48 blank voted), 1162 registered voters, turnout 78.83%		
Sharon L Durbin	26	3.00%
Dennis Richardson	573	66.01%
Paul Damian Wells	26	3.00%
Brad Avakian	224	25.81%
Alan Zundel	5	0.58%
Michael Marsh	13	1.50%
Write-in	1	0.12%
Total	868	100.00%

State Treasurer (Vote for 1)		
916 ballots (0 over voted, 66 blank voted), 1162 registered voters, turnout 78.83%		
Chris Henry	25	2.94%
Tobias Read	213	25.06%
Jeff Gudman	521	61.29%
Chris Telfer	91	10.71%
Write-in	0	0.00%
Total	850	100.00%

Attorney General (Vote for 1)		
916 ballots (1 over voted, 82 blank voted), 1162 registered voters, turnout 78.83%		
Lars D H Hedbor	37	4.44%
Ellen Rosenblum	266	31.93%
Daniel Zene Crowe	530	63.63%
Write-in	0	0.00%
Total	833	100.00%

State Senator, 2nd District (Vote for 1)		
916 ballots (0 over voted, 305 blank voted), 1162 registered voters, turnout 78.83%		
H Baertschiger Jr	605	99.02%
Write-in	6	0.98%
Total	611	100.00%

State Representative, 4th District (Vote for 1)		
916 ballots (0 over voted, 322 blank voted), 1162 registered voters, turnout 78.83%		
Duane A Stark	586	98.65%
Write-in	8	1.35%
Total	594	100.00%

Judge of the Supreme Court, Position 6 (Vote for 1)		
916 ballots (0 over voted, 456 blank voted), 1162 registered voters, turnout 78.83%		
Lynn R Nakamoto	457	99.35%
Write-in	3	0.65%
Total	460	100.00%

Judge of the Court of Appeals, Position 5 (Vote for 1)		
916 ballots (0 over voted, 470 blank voted), 1162 registered voters, turnout 78.83%		
Scott Shorr	442	99.10%
Write-in	4	0.90%
Total	446	100.00%

Judge of the Court of Appeals, Position 8 (Vote for 1)		
916 ballots (0 over voted, 484 blank voted), 1162 registered voters, turnout 78.83%		
Roger J DeHoog	428	99.07%
Write-in	4	0.93%
Total	432	100.00%

Statement of Votes Cast by Geography
November 8, 2016 General Election
All Precincts, All Districts, All Contests
Official Results

Page: 93
2016-11-28
11:22:09

Total Ballots Cast: 45364, Registered Voters: 60464, Overall Turnout: 75.03%

Choice	Votes	Vote %
--------	-------	--------

County Commissioner, Position 2 (Vote for 1)

916 ballots (0 over voted, 162 blank voted), 1162 registered voters, turnout 78.83%

Dan DeYoung	449	59.55%
Keith Heck	298	39.52%
Write-in	7	0.93%
Total	754	100.00%

County Commissioner, Position 3 (Vote for 1)

916 ballots (0 over voted, 148 blank voted), 1162 registered voters, turnout 78.83%

Bill Hunker	301	39.19%
Lily Morgan	460	59.90%
Write-in	7	0.91%
Total	768	100.00%

County Clerk & Recorder (Vote for 1)

916 ballots (0 over voted, 244 blank voted), 1162 registered voters, turnout 78.83%

James Rafferty	223	33.18%
Trisha Myers	448	66.67%
Write-in	1	0.15%
Total	672	100.00%

County Treasurer (Vote for 1)

916 ballots (0 over voted, 430 blank voted), 1162 registered voters, turnout 78.83%

Eva L I Arce	478	98.35%
Write-in	8	1.65%
Total	486	100.00%

City of Grants Pass Mayor (Vote for 1)

0 ballots (0 over voted, 0 blank voted)

Darin Fowler	0
Write-in	0
Total	0

City of Grants Pass Council, Ward 1 (Vote for 1)

0 ballots (0 over voted, 0 blank voted)

Mary Theresa Wertz	0
Tyler Flaming	0
Write-in	0
Total	0

City of Grants Pass Council, Ward 2 (Vote for 1)

0 ballots (0 over voted, 0 blank voted)

Chris Burrow	0
Valerie Lovelace	0
Write-in	0
Total	0

City of Grants Pass Council, Ward 3 (Vote for 1)

0 ballots (0 over voted, 0 blank voted)

Dennis J Douglass	0
Don Hartline	0
Jason Sharp	0
Write-in	0
Total	0

City of Grants Pass Council, Ward 4 (2 Year Term) (Vote for 1)

0 ballots (0 over voted, 0 blank voted)

Jason M Anderson	0
Write-in	0

Statement of Votes Cast by Geography
November 8, 2016 General Election
All Precincts, All Districts, All Contests
Official Results

Page: 94
2016-11-28
11:22:09

Total Ballots Cast: 45364, Registered Voters: 60464, Overall Turnout: 75.03%

Choice	Votes	Vote %
Total	0	

City of Grants Pass Council, Ward 4 (Vote for 1)

0 ballots (0 over voted, 0 blank voted)

Barry Eames	0	
Ronald F Schutz	0	
Write-in	0	
Total	0	

Josephine Soil & Water Conservation District Director, Zone 1 (Vote for 1)

916 ballots (0 over voted, 878 blank voted), 1162 registered voters, turnout 78.83%

Write-in	38	100.00%
Total	38	100.00%

Josephine Soil & Water Conservation District Director, Zone 2 (Vote for 1)

916 ballots (0 over voted, 884 blank voted), 1162 registered voters, turnout 78.83%

Write-in	32	100.00%
Total	32	100.00%

Josephine Soil & Water Conservation District Director, Zone 3 (Vote for 1)

916 ballots (0 over voted, 884 blank voted), 1162 registered voters, turnout 78.83%

Write-in	32	100.00%
Total	32	100.00%

Josephine Soil & Water Conservation District Director, At Large 1 (Vote for 1)

916 ballots (0 over voted, 888 blank voted), 1162 registered voters, turnout 78.83%

Write-in	28	100.00%
Total	28	100.00%

Measure 94 (Vote for 1)

916 ballots (0 over voted, 61 blank voted), 1162 registered voters, turnout 78.83%

Yes	255	29.82%
No	600	70.18%
Total	855	100.00%

Measure 95 (Vote for 1)

916 ballots (0 over voted, 78 blank voted), 1162 registered voters, turnout 78.83%

Yes	528	63.01%
No	310	36.99%
Total	838	100.00%

Measure 96 (Vote for 1)

916 ballots (0 over voted, 37 blank voted), 1162 registered voters, turnout 78.83%

Yes	734	83.50%
No	145	16.50%
Total	879	100.00%

Measure 97 (Vote for 1)

916 ballots (1 over voted, 24 blank voted), 1162 registered voters, turnout 78.83%

Yes	276	30.98%
No	615	69.02%
Total	891	100.00%

Measure 98 (Vote for 1)

916 ballots (0 over voted, 51 blank voted), 1162 registered voters, turnout 78.83%

Yes	478	55.26%
No	387	44.74%

Statement of Votes Cast by Geography
November 8, 2016 General Election
All Precincts, All Districts, All Contests
Official Results

Page: 95
2016-11-28
11:22:09

Total Ballots Cast: 45364, Registered Voters: 60464, Overall Turnout: 75.03%

Choice	Votes	Vote %
Total	865	100.00%

Measure 99 (Vote for 1)

916 ballots (0 over voted, 46 blank voted), 1162 registered voters, turnout 78.83%

Yes	475	54.60%
No	395	45.40%
Total	870	100.00%

Measure 100 (Vote for 1)

916 ballots (0 over voted, 64 blank voted), 1162 registered voters, turnout 78.83%

Yes	528	61.97%
No	324	38.03%
Total	852	100.00%

Measure 17-74 Four-Year Deputies, Prosecution, Treatment and Jail Beds Tax (Vote for 1)

916 ballots (0 over voted, 39 blank voted), 1162 registered voters, turnout 78.83%

Yes	378	43.10%
No	499	56.90%
Total	877	100.00%

Measure 17-75 An Ordinance Imposing a Tax on Selling Retail Recreational Marijuana (Vote for 1)

916 ballots (0 over voted, 24 blank voted), 1162 registered voters, turnout 78.83%

Yes	715	80.16%
No	177	19.84%
Total	892	100.00%

Measure 17-73 Prohibits marijuana registrants and licensees in Grants Pass (Vote for 1)

0 ballots (0 over voted, 0 blank voted)

Yes	0	
No	0	
Total	0	

Precinct 26

United States President and Vice President (Vote for 1)

755 ballots (0 over voted, 21 blank voted), 979 registered voters, turnout 77.12%

Trump/Pence	454	61.85%
Clinton/Kaine	223	30.38%
Stein/Baraka	22	3.00%
Johnson/Weld	18	2.45%
Write-in	17	2.32%
Total	734	100.00%

US Senator (Vote for 1)

755 ballots (0 over voted, 21 blank voted), 979 registered voters, turnout 77.12%

Steven C Reynolds	28	3.81%
Ron Wyden	299	40.74%
Mark Callahan	355	48.37%
Eric Navickas	24	3.27%
Jim Lindsay	10	1.36%
Shanti S Lewallen	17	2.32%
Write-in	1	0.14%
Total	734	100.00%

US Representative, 4th District (Vote for 1)

755 ballots (0 over voted, 29 blank voted), 979 registered voters, turnout 77.12%

Peter A DeFazio	253	34.85%
Art Robinson	422	58.13%
Mike Beilstein	35	4.82%
Gil Guthrie	15	2.07%

Statement of Votes Cast by Geography
November 8, 2016 General Election
All Precincts, All Districts, All Contests
Official Results

Page: 96
2016-11-28
11:22:09

Total Ballots Cast: 45364, Registered Voters: 60464, Overall Turnout: 75.03%

Choice	Votes	Vote %
Write-in	1	0.14%
Total	726	100.00%

Governor (Vote for 1)

755 ballots (0 over voted, 31 blank voted), 979 registered voters, turnout 77.12%

James Foster	15	2.07%
Kate Brown	236	32.60%
Cliff Thomason	41	5.66%
Aaron Donald Auer	16	2.21%
Bud Pierce	415	57.32%
Write-in	1	0.14%
Total	724	100.00%

Secretary of State (Vote for 1)

755 ballots (0 over voted, 39 blank voted), 979 registered voters, turnout 77.12%

Sharon L Durbin	17	2.37%
Dennis Richardson	452	63.13%
Paul Damian Wells	24	3.35%
Brad Avakian	196	27.37%
Alan Zundel	18	2.51%
Michael Marsh	8	1.12%
Write-in	1	0.14%
Total	716	100.00%

State Treasurer (Vote for 1)

755 ballots (0 over voted, 71 blank voted), 979 registered voters, turnout 77.12%

Chris Henry	44	6.43%
Tobias Read	167	24.42%
Jeff Gudman	405	59.21%
Chris Telfer	67	9.80%
Write-in	1	0.15%
Total	684	100.00%

Attorney General (Vote for 1)

755 ballots (0 over voted, 68 blank voted), 979 registered voters, turnout 77.12%

Lars D H Hedbor	17	2.47%
Ellen Rosenblum	239	34.79%
Daniel Zene Crowe	430	62.59%
Write-in	1	0.15%
Total	687	100.00%

State Senator, 2nd District (Vote for 1)

755 ballots (0 over voted, 267 blank voted), 979 registered voters, turnout 77.12%

H Baertschiger Jr	469	96.11%
Write-in	19	3.89%
Total	488	100.00%

State Representative, 3rd District (Vote for 1)

755 ballots (0 over voted, 63 blank voted), 979 registered voters, turnout 77.12%

Carl Wilson	513	74.13%
Tom Johnson	178	25.72%
Write-in	1	0.14%
Total	692	100.00%

Judge of the Supreme Court, Position 6 (Vote for 1)

755 ballots (0 over voted, 333 blank voted), 979 registered voters, turnout 77.12%

Lynn R Nakamoto	414	98.10%
Write-in	8	1.90%
Total	422	100.00%

Statement of Votes Cast by Geography
November 8, 2016 General Election
All Precincts, All Districts, All Contests
Official Results

Page: 97
2016-11-28
11:22:09

Total Ballots Cast: 45364, Registered Voters: 60464, Overall Turnout: 75.03%

Choice	Votes	Vote %
Judge of the Court of Appeals, Position 5 (Vote for 1)		
755 ballots (0 over voted, 369 blank voted), 979 registered voters, turnout 77.12%		
Scott Shorr	380	98.45%
Write-in	6	1.55%
Total	386	100.00%
Judge of the Court of Appeals, Position 8 (Vote for 1)		
755 ballots (0 over voted, 388 blank voted), 979 registered voters, turnout 77.12%		
Roger J DeHoog	362	98.64%
Write-in	5	1.36%
Total	367	100.00%
County Commissioner, Position 2 (Vote for 1)		
755 ballots (0 over voted, 162 blank voted), 979 registered voters, turnout 77.12%		
Dan DeYoung	298	50.25%
Keith Heck	290	48.90%
Write-in	5	0.84%
Total	593	100.00%
County Commissioner, Position 3 (Vote for 1)		
755 ballots (0 over voted, 143 blank voted), 979 registered voters, turnout 77.12%		
Bill Hunker	264	43.14%
Lily Morgan	345	56.37%
Write-in	3	0.49%
Total	612	100.00%
County Clerk & Recorder (Vote for 1)		
755 ballots (0 over voted, 203 blank voted), 979 registered voters, turnout 77.12%		
James Rafferty	157	28.44%
Trisha Myers	395	71.56%
Write-in	0	0.00%
Total	552	100.00%
County Treasurer (Vote for 1)		
755 ballots (0 over voted, 330 blank voted), 979 registered voters, turnout 77.12%		
Eva L I Arce	423	99.53%
Write-in	2	0.47%
Total	425	100.00%
Josephine Soil & Water Conservation District Director, Zone 1 (Vote for 1)		
755 ballots (0 over voted, 720 blank voted), 979 registered voters, turnout 77.12%		
Write-in	35	100.00%
Total	35	100.00%
Josephine Soil & Water Conservation District Director, Zone 2 (Vote for 1)		
755 ballots (0 over voted, 728 blank voted), 979 registered voters, turnout 77.12%		
Write-in	27	100.00%
Total	27	100.00%
Josephine Soil & Water Conservation District Director, Zone 3 (Vote for 1)		
755 ballots (0 over voted, 729 blank voted), 979 registered voters, turnout 77.12%		
Write-in	26	100.00%
Total	26	100.00%
Josephine Soil & Water Conservation District Director, At Large 1 (Vote for 1)		
755 ballots (0 over voted, 728 blank voted), 979 registered voters, turnout 77.12%		
Write-in	27	100.00%

Statement of Votes Cast by Geography
November 8, 2016 General Election
All Precincts, All Districts, All Contests
Official Results

Page: 98
2016-11-28
11:22:09

Total Ballots Cast: 45364, Registered Voters: 60464, Overall Turnout: 75.03%

Choice	Votes	Vote %
Total	27	100.00%

Measure 94 (Vote for 1)

755 ballots (0 over voted, 37 blank voted), 979 registered voters, turnout 77.12%

Yes	222	30.92%
No	496	69.08%
Total	718	100.00%

Measure 95 (Vote for 1)

755 ballots (0 over voted, 73 blank voted), 979 registered voters, turnout 77.12%

Yes	391	57.33%
No	291	42.67%
Total	682	100.00%

Measure 96 (Vote for 1)

755 ballots (0 over voted, 32 blank voted), 979 registered voters, turnout 77.12%

Yes	606	83.82%
No	117	16.18%
Total	723	100.00%

Measure 97 (Vote for 1)

755 ballots (0 over voted, 28 blank voted), 979 registered voters, turnout 77.12%

Yes	224	30.81%
No	503	69.19%
Total	727	100.00%

Measure 98 (Vote for 1)

755 ballots (0 over voted, 41 blank voted), 979 registered voters, turnout 77.12%

Yes	405	56.72%
No	309	43.28%
Total	714	100.00%

Measure 99 (Vote for 1)

755 ballots (0 over voted, 42 blank voted), 979 registered voters, turnout 77.12%

Yes	388	54.42%
No	325	45.58%
Total	713	100.00%

Measure 100 (Vote for 1)

755 ballots (0 over voted, 51 blank voted), 979 registered voters, turnout 77.12%

Yes	423	60.09%
No	281	39.91%
Total	704	100.00%

Measure 17-74 Four-Year Deputies, Prosecution, Treatment and Jail Beds Tax (Vote for 1)

755 ballots (0 over voted, 31 blank voted), 979 registered voters, turnout 77.12%

Yes	231	31.91%
No	493	68.09%
Total	724	100.00%

Measure 17-75 An Ordinance Imposing a Tax on Selling Retail Recreational Marijuana (Vote for 1)

755 ballots (0 over voted, 20 blank voted), 979 registered voters, turnout 77.12%

Yes	560	76.19%
No	175	23.81%
Total	735	100.00%

Statement of Votes Cast by Geography
November 8, 2016 General Election
All Precincts, All Districts, All Contests
Official Results

Page: 99
2016-11-28
11:22:09

Total Ballots Cast: 45364, Registered Voters: 60464, Overall Turnout: 75.03%

Choice	Votes	Vote %
Measure 17-76 Five-year local Option Tax for General Operations (Vote for 1)		
74 ballots (0 over voted, 5 blank voted), 108 registered voters, turnout 68.52%		
Yes	38	55.07%
No	31	44.93%
Total	69	100.00%

Precinct 27

United States President and Vice President (Vote for 1)

454 ballots (0 over voted, 8 blank voted), 632 registered voters, turnout 71.84%

Trump/Pence	258	57.85%
Clinton/Kaine	135	30.27%
Stein/Baraka	10	2.24%
Johnson/Weld	27	6.05%
Write-in	16	3.59%
Total	446	100.00%

US Senator (Vote for 1)

454 ballots (0 over voted, 12 blank voted), 632 registered voters, turnout 71.84%

Steven C Reynolds	18	4.07%
Ron Wyden	192	43.44%
Mark Callahan	186	42.08%
Eric Navickas	17	3.85%
Jim Lindsay	16	3.62%
Shanti S Lewallen	13	2.94%
Write-in	0	0.00%
Total	442	100.00%

US Representative, 4th District (Vote for 1)

454 ballots (0 over voted, 11 blank voted), 632 registered voters, turnout 71.84%

Peter A DeFazio	180	40.63%
Art Robinson	219	49.44%
Mike Beilstein	19	4.29%
Gil Guthrie	25	5.64%
Write-in	0	0.00%
Total	443	100.00%

Governor (Vote for 1)

454 ballots (0 over voted, 11 blank voted), 632 registered voters, turnout 71.84%

James Foster	23	5.19%
Kate Brown	155	34.99%
Cliff Thomason	27	6.09%
Aaron Donald Auer	21	4.74%
Bud Pierce	217	48.98%
Write-in	0	0.00%
Total	443	100.00%

Secretary of State (Vote for 1)

454 ballots (0 over voted, 18 blank voted), 632 registered voters, turnout 71.84%

Sharon L Durbin	25	5.73%
Dennis Richardson	232	53.21%
Paul Damian Wells	16	3.67%
Brad Avakian	138	31.65%
Alan Zundel	18	4.13%
Michael Marsh	7	1.61%
Write-in	0	0.00%
Total	436	100.00%

State Treasurer (Vote for 1)

454 ballots (0 over voted, 23 blank voted), 632 registered voters, turnout 71.84%

Chris Henry	30	6.96%
-------------	----	-------

Statement of Votes Cast by Geography
November 8, 2016 General Election
All Precincts, All Districts, All Contests
Official Results

Page: 100
2016-11-28
11:22:09

Total Ballots Cast: 45364, Registered Voters: 60464, Overall Turnout: 75.03%

Choice	Votes	Vote %
Tobias Read	117	27.15%
Jeff Gudman	226	52.44%
Chris Telfer	58	13.46%
Write-in	0	0.00%
Total	431	100.00%

Attorney General (Vote for 1)

454 ballots (0 over voted, 24 blank voted), 632 registered voters, turnout 71.84%

Lars D H Hedbor	32	7.44%
Ellen Rosenblum	164	38.14%
Daniel Zene Crowe	234	54.42%
Write-in	0	0.00%
Total	430	100.00%

State Senator, 1st District (Vote for 1)

454 ballots (0 over voted, 29 blank voted), 632 registered voters, turnout 71.84%

Timm Rolek	135	31.76%
Jeff Kruse	289	68.00%
Write-in	1	0.24%
Total	425	100.00%

State Representative, 2nd District (Vote for 1)

454 ballots (0 over voted, 164 blank voted), 632 registered voters, turnout 71.84%

Dallas Heard	280	96.55%
Write-in	10	3.45%
Total	290	100.00%

Judge of the Supreme Court, Position 6 (Vote for 1)

454 ballots (0 over voted, 206 blank voted), 632 registered voters, turnout 71.84%

Lynn R Nakamoto	240	96.77%
Write-in	8	3.23%
Total	248	100.00%

Judge of the Court of Appeals, Position 5 (Vote for 1)

454 ballots (0 over voted, 233 blank voted), 632 registered voters, turnout 71.84%

Scott Shorr	213	96.38%
Write-in	8	3.62%
Total	221	100.00%

Judge of the Court of Appeals, Position 8 (Vote for 1)

454 ballots (0 over voted, 248 blank voted), 632 registered voters, turnout 71.84%

Roger J DeHoog	199	96.60%
Write-in	7	3.40%
Total	206	100.00%

County Commissioner, Position 2 (Vote for 1)

454 ballots (0 over voted, 116 blank voted), 632 registered voters, turnout 71.84%

Dan DeYoung	200	59.17%
Keith Heck	134	39.64%
Write-in	4	1.18%
Total	338	100.00%

County Commissioner, Position 3 (Vote for 1)

454 ballots (0 over voted, 102 blank voted), 632 registered voters, turnout 71.84%

Bill Hunker	196	55.68%
Lily Morgan	153	43.47%
Write-in	3	0.85%
Total	352	100.00%

Statement of Votes Cast by Geography
November 8, 2016 General Election
All Precincts, All Districts, All Contests
Official Results

Page: 101
2016-11-28
11:22:09

Total Ballots Cast: 45364, Registered Voters: 60464, Overall Turnout: 75.03%

Choice	Votes	Vote %
County Clerk & Recorder (Vote for 1)		
454 ballots (0 over voted, 136 blank voted), 632 registered voters, turnout 71.84%		
James Rafferty	108	33.96%
Trisha Myers	209	65.72%
Write-in	1	0.31%
Total	318	100.00%
County Treasurer (Vote for 1)		
454 ballots (0 over voted, 230 blank voted), 632 registered voters, turnout 71.84%		
Eva L I Arce	221	98.66%
Write-in	3	1.34%
Total	224	100.00%
Josephine Soil & Water Conservation District Director, Zone 1 (Vote for 1)		
454 ballots (0 over voted, 428 blank voted), 632 registered voters, turnout 71.84%		
Write-in	26	100.00%
Total	26	100.00%
Josephine Soil & Water Conservation District Director, Zone 2 (Vote for 1)		
454 ballots (0 over voted, 439 blank voted), 632 registered voters, turnout 71.84%		
Write-in	15	100.00%
Total	15	100.00%
Josephine Soil & Water Conservation District Director, Zone 3 (Vote for 1)		
454 ballots (0 over voted, 438 blank voted), 632 registered voters, turnout 71.84%		
Write-in	16	100.00%
Total	16	100.00%
Josephine Soil & Water Conservation District Director, At Large 1 (Vote for 1)		
454 ballots (0 over voted, 439 blank voted), 632 registered voters, turnout 71.84%		
Write-in	15	100.00%
Total	15	100.00%
Measure 94 (Vote for 1)		
454 ballots (0 over voted, 31 blank voted), 632 registered voters, turnout 71.84%		
Yes	114	26.95%
No	309	73.05%
Total	423	100.00%
Measure 95 (Vote for 1)		
454 ballots (0 over voted, 47 blank voted), 632 registered voters, turnout 71.84%		
Yes	231	56.76%
No	176	43.24%
Total	407	100.00%
Measure 96 (Vote for 1)		
454 ballots (0 over voted, 19 blank voted), 632 registered voters, turnout 71.84%		
Yes	364	83.68%
No	71	16.32%
Total	435	100.00%
Measure 97 (Vote for 1)		
454 ballots (0 over voted, 11 blank voted), 632 registered voters, turnout 71.84%		
Yes	149	33.63%
No	294	66.37%
Total	443	100.00%

Statement of Votes Cast by Geography
November 8, 2016 General Election
All Precincts, All Districts, All Contests
Official Results

Page: 102
2016-11-28
11:22:09

Total Ballots Cast: 45364, Registered Voters: 60464, Overall Turnout: 75.03%

Choice	Votes	Vote %
--------	-------	--------

Measure 98 (Vote for 1)

454 ballots (0 over voted, 26 blank voted), 632 registered voters, turnout 71.84%

Yes	237	55.37%
No	191	44.63%
Total	428	100.00%

Measure 99 (Vote for 1)

454 ballots (0 over voted, 22 blank voted), 632 registered voters, turnout 71.84%

Yes	278	64.35%
No	154	35.65%
Total	432	100.00%

Measure 100 (Vote for 1)

454 ballots (0 over voted, 29 blank voted), 632 registered voters, turnout 71.84%

Yes	235	55.29%
No	190	44.71%
Total	425	100.00%

Measure 17-74 Four-Year Deputies, Prosecution, Treatment and Jail Beds Tax (Vote for 1)

454 ballots (0 over voted, 22 blank voted), 632 registered voters, turnout 71.84%

Yes	108	25.00%
No	324	75.00%
Total	432	100.00%

Measure 17-75 An Ordinance Imposing a Tax on Selling Retail Recreational Marijuana (Vote for 1)

454 ballots (0 over voted, 12 blank voted), 632 registered voters, turnout 71.84%

Yes	295	66.74%
No	147	33.26%
Total	442	100.00%

Precinct 28

United States President and Vice President (Vote for 1)

475 ballots (0 over voted, 7 blank voted), 740 registered voters, turnout 64.19%

Trump/Pence	258	55.13%
Clinton/Kaine	147	31.41%
Stein/Baraka	23	4.91%
Johnson/Weld	17	3.63%
Write-in	23	4.91%
Total	468	100.00%

US Senator (Vote for 1)

475 ballots (0 over voted, 20 blank voted), 740 registered voters, turnout 64.19%

Steven C Reynolds	26	5.71%
Ron Wyden	209	45.93%
Mark Callahan	177	38.90%
Eric Navickas	16	3.52%
Jim Lindsay	10	2.20%
Shanti S Lewallen	17	3.74%
Write-in	0	0.00%
Total	455	100.00%

US Representative, 4th District (Vote for 1)

475 ballots (1 over voted, 19 blank voted), 740 registered voters, turnout 64.19%

Peter A DeFazio	188	41.32%
Art Robinson	224	49.23%
Mike Beilstein	21	4.62%
Gil Guthrie	21	4.62%
Write-in	1	0.22%

Statement of Votes Cast by Geography
November 8, 2016 General Election
All Precincts, All Districts, All Contests
Official Results

Page: 103
2016-11-28
11:22:09

Total Ballots Cast: 45364, Registered Voters: 60464, Overall Turnout: 75.03%

Choice	Votes	Vote %
Total	455	100.00%

Governor (Vote for 1)

475 ballots (0 over voted, 24 blank voted), 740 registered voters, turnout 64.19%

James Foster	20	4.43%
Kate Brown	181	40.13%
Cliff Thomason	16	3.55%
Aaron Donald Auer	23	5.10%
Bud Pierce	210	46.56%
Write-in	1	0.22%
Total	451	100.00%

Secretary of State (Vote for 1)

475 ballots (0 over voted, 33 blank voted), 740 registered voters, turnout 64.19%

Sharon L Durbin	19	4.30%
Dennis Richardson	245	55.43%
Paul Damian Wells	23	5.20%
Brad Avakian	125	28.28%
Alan Zundel	17	3.85%
Michael Marsh	12	2.71%
Write-in	1	0.23%
Total	442	100.00%

State Treasurer (Vote for 1)

475 ballots (0 over voted, 36 blank voted), 740 registered voters, turnout 64.19%

Chris Henry	41	9.34%
Tobias Read	117	26.65%
Jeff Gudman	236	53.76%
Chris Telfer	44	10.02%
Write-in	1	0.23%
Total	439	100.00%

Attorney General (Vote for 1)

475 ballots (0 over voted, 37 blank voted), 740 registered voters, turnout 64.19%

Lars D H Hedbor	23	5.25%
Ellen Rosenblum	182	41.55%
Daniel Zene Crowe	230	52.51%
Write-in	3	0.68%
Total	438	100.00%

State Senator, 2nd District (Vote for 1)

475 ballots (0 over voted, 158 blank voted), 740 registered voters, turnout 64.19%

H Baertschiger Jr	304	95.90%
Write-in	13	4.10%
Total	317	100.00%

State Representative, 3rd District (Vote for 1)

475 ballots (0 over voted, 52 blank voted), 740 registered voters, turnout 64.19%

Carl Wilson	278	65.72%
Tom Johnson	139	32.86%
Write-in	6	1.42%
Total	423	100.00%

Judge of the Supreme Court, Position 6 (Vote for 1)

475 ballots (0 over voted, 183 blank voted), 740 registered voters, turnout 64.19%

Lynn R Nakamoto	284	97.26%
Write-in	8	2.74%
Total	292	100.00%

Statement of Votes Cast by Geography
November 8, 2016 General Election
All Precincts, All Districts, All Contests
Official Results

Page: 104
2016-11-28
11:22:09

Total Ballots Cast: 45364, Registered Voters: 60464, Overall Turnout: 75.03%

Choice	Votes	Vote %
Judge of the Court of Appeals, Position 5 (Vote for 1)		
475 ballots (0 over voted, 207 blank voted), 740 registered voters, turnout 64.19%		
Scott Shorr	260	97.01%
Write-in	8	2.99%
Total	268	100.00%
Judge of the Court of Appeals, Position 8 (Vote for 1)		
475 ballots (0 over voted, 213 blank voted), 740 registered voters, turnout 64.19%		
Roger J DeHoog	254	96.95%
Write-in	8	3.05%
Total	262	100.00%
County Commissioner, Position 2 (Vote for 1)		
475 ballots (1 over voted, 103 blank voted), 740 registered voters, turnout 64.19%		
Dan DeYoung	170	45.82%
Keith Heck	199	53.64%
Write-in	2	0.54%
Total	371	100.00%
County Commissioner, Position 3 (Vote for 1)		
475 ballots (0 over voted, 106 blank voted), 740 registered voters, turnout 64.19%		
Bill Hunker	165	44.72%
Lily Morgan	201	54.47%
Write-in	3	0.81%
Total	369	100.00%
County Clerk & Recorder (Vote for 1)		
475 ballots (0 over voted, 119 blank voted), 740 registered voters, turnout 64.19%		
James Rafferty	107	30.06%
Trisha Myers	247	69.38%
Write-in	2	0.56%
Total	356	100.00%
County Treasurer (Vote for 1)		
475 ballots (0 over voted, 189 blank voted), 740 registered voters, turnout 64.19%		
Eva L I Arce	283	98.95%
Write-in	3	1.05%
Total	286	100.00%
Illinois Valley Soil & Water Conservation District Director, Zone 1 (Vote for 1)		
475 ballots (0 over voted, 424 blank voted), 740 registered voters, turnout 64.19%		
Write-in	51	100.00%
Total	51	100.00%
Illinois Valley Soil & Water Conservation District Director, Zone 4 (Vote for 1)		
475 ballots (0 over voted, 436 blank voted), 740 registered voters, turnout 64.19%		
Write-in	39	100.00%
Total	39	100.00%
Illinois Valley Soil & Water Conservation District Director, Zone 5 (Vote for 1)		
475 ballots (0 over voted, 440 blank voted), 740 registered voters, turnout 64.19%		
Write-in	35	100.00%
Total	35	100.00%
Illinois Valley Soil & Water Conservation District Director, At Large 1 (Vote for 1)		
475 ballots (0 over voted, 428 blank voted), 740 registered voters, turnout 64.19%		
Write-in	47	100.00%

Statement of Votes Cast by Geography
November 8, 2016 General Election
All Precincts, All Districts, All Contests
Official Results

Page: 105
2016-11-28
11:22:09

Total Ballots Cast: 45364, Registered Voters: 60464, Overall Turnout: 75.03%

Choice	Votes	Vote %
Total	47	100.00%

Measure 94 (Vote for 1)

475 ballots (0 over voted, 31 blank voted), 740 registered voters, turnout 64.19%

Yes	109	24.55%
No	335	75.45%
Total	444	100.00%

Measure 95 (Vote for 1)

475 ballots (0 over voted, 51 blank voted), 740 registered voters, turnout 64.19%

Yes	258	60.85%
No	166	39.15%
Total	424	100.00%

Measure 96 (Vote for 1)

475 ballots (0 over voted, 22 blank voted), 740 registered voters, turnout 64.19%

Yes	393	86.75%
No	60	13.25%
Total	453	100.00%

Measure 97 (Vote for 1)

475 ballots (1 over voted, 20 blank voted), 740 registered voters, turnout 64.19%

Yes	175	38.55%
No	279	61.45%
Total	454	100.00%

Measure 98 (Vote for 1)

475 ballots (0 over voted, 30 blank voted), 740 registered voters, turnout 64.19%

Yes	294	66.07%
No	151	33.93%
Total	445	100.00%

Measure 99 (Vote for 1)

475 ballots (0 over voted, 34 blank voted), 740 registered voters, turnout 64.19%

Yes	282	63.95%
No	159	36.05%
Total	441	100.00%

Measure 100 (Vote for 1)

475 ballots (0 over voted, 38 blank voted), 740 registered voters, turnout 64.19%

Yes	245	56.06%
No	192	43.94%
Total	437	100.00%

Measure 17-74 Four-Year Deputies, Prosecution, Treatment and Jail Beds Tax (Vote for 1)

475 ballots (0 over voted, 29 blank voted), 740 registered voters, turnout 64.19%

Yes	141	31.61%
No	305	68.39%
Total	446	100.00%

Measure 17-75 An Ordinance Imposing a Tax on Selling Retail Recreational Marijuana (Vote for 1)

475 ballots (0 over voted, 26 blank voted), 740 registered voters, turnout 64.19%

Yes	303	67.48%
No	146	32.52%
Total	449	100.00%

Statement of Votes Cast by Geography
November 8, 2016 General Election
All Precincts, All Districts, All Contests
Official Results

Page: 106
2016-11-28
11:22:09

Total Ballots Cast: 45364, Registered Voters: 60464, Overall Turnout: 75.03%

Choice	Votes	Vote %
--------	-------	--------

United States President and Vice President (Vote for 1)

103 ballots (0 over voted, 1 blank voted), 133 registered voters, turnout 77.44%

Trump/Pence	74	72.55%
Clinton/Kaine	23	22.55%
Stein/Baraka	0	0.00%
Johnson/Weld	4	3.92%
Write-in	1	0.98%
Total	102	100.00%

US Senator (Vote for 1)

103 ballots (0 over voted, 4 blank voted), 133 registered voters, turnout 77.44%

Steven C Reynolds	3	3.03%
Ron Wyden	45	45.45%
Mark Callahan	50	50.51%
Eric Navickas	0	0.00%
Jim Lindsay	0	0.00%
Shanti S Lewallen	1	1.01%
Write-in	0	0.00%
Total	99	100.00%

US Representative, 4th District (Vote for 1)

103 ballots (0 over voted, 4 blank voted), 133 registered voters, turnout 77.44%

Peter A DeFazio	35	35.35%
Art Robinson	61	61.62%
Mike Beilstein	1	1.01%
Gil Guthrie	2	2.02%
Write-in	0	0.00%
Total	99	100.00%

Governor (Vote for 1)

103 ballots (0 over voted, 3 blank voted), 133 registered voters, turnout 77.44%

James Foster	0	0.00%
Kate Brown	31	31.00%
Cliff Thomason	4	4.00%
Aaron Donald Auer	0	0.00%
Bud Pierce	65	65.00%
Write-in	0	0.00%
Total	100	100.00%

Secretary of State (Vote for 1)

103 ballots (0 over voted, 6 blank voted), 133 registered voters, turnout 77.44%

Sharon L Durbin	2	2.06%
Dennis Richardson	62	63.92%
Paul Damian Wells	6	6.19%
Brad Avakian	26	26.80%
Alan Zundel	0	0.00%
Michael Marsh	1	1.03%
Write-in	0	0.00%
Total	97	100.00%

State Treasurer (Vote for 1)

103 ballots (0 over voted, 7 blank voted), 133 registered voters, turnout 77.44%

Chris Henry	2	2.08%
Tobias Read	29	30.21%
Jeff Gudman	56	58.33%
Chris Telfer	9	9.38%
Write-in	0	0.00%
Total	96	100.00%

Statement of Votes Cast by Geography
November 8, 2016 General Election
All Precincts, All Districts, All Contests
Official Results

Page: 107
2016-11-28
11:22:09

Total Ballots Cast: 45364, Registered Voters: 60464, Overall Turnout: 75.03%

Choice	Votes	Vote %
--------	-------	--------

Attorney General (Vote for 1)

103 ballots (0 over voted, 6 blank voted), 133 registered voters, turnout 77.44%

Lars D H Hedbor	0	0.00%
Ellen Rosenblum	36	37.11%
Daniel Zene Crowe	61	62.89%
Write-in	0	0.00%
Total	97	100.00%

State Senator, 2nd District (Vote for 1)

103 ballots (0 over voted, 24 blank voted), 133 registered voters, turnout 77.44%

H Baertschiger Jr	78	98.73%
Write-in	1	1.27%
Total	79	100.00%

State Representative, 3rd District (Vote for 1)

103 ballots (0 over voted, 8 blank voted), 133 registered voters, turnout 77.44%

Carl Wilson	72	75.79%
Tom Johnson	22	23.16%
Write-in	1	1.05%
Total	95	100.00%

Judge of the Supreme Court, Position 6 (Vote for 1)

103 ballots (0 over voted, 37 blank voted), 133 registered voters, turnout 77.44%

Lynn R Nakamoto	65	98.48%
Write-in	1	1.52%
Total	66	100.00%

Judge of the Court of Appeals, Position 5 (Vote for 1)

103 ballots (0 over voted, 40 blank voted), 133 registered voters, turnout 77.44%

Scott Shorr	63	100.00%
Write-in	0	0.00%
Total	63	100.00%

Judge of the Court of Appeals, Position 8 (Vote for 1)

103 ballots (0 over voted, 42 blank voted), 133 registered voters, turnout 77.44%

Roger J DeHoog	61	100.00%
Write-in	0	0.00%
Total	61	100.00%

County Commissioner, Position 2 (Vote for 1)

103 ballots (0 over voted, 18 blank voted), 133 registered voters, turnout 77.44%

Dan DeYoung	54	63.53%
Keith Heck	31	36.47%
Write-in	0	0.00%
Total	85	100.00%

County Commissioner, Position 3 (Vote for 1)

103 ballots (0 over voted, 14 blank voted), 133 registered voters, turnout 77.44%

Bill Hunker	37	41.57%
Lily Morgan	52	58.43%
Write-in	0	0.00%
Total	89	100.00%

County Clerk & Recorder (Vote for 1)

103 ballots (0 over voted, 25 blank voted), 133 registered voters, turnout 77.44%

James Rafferty	28	35.90%
Trisha Myers	50	64.10%
Write-in	0	0.00%

Statement of Votes Cast by Geography
November 8, 2016 General Election
All Precincts, All Districts, All Contests
Official Results

Page: 108
2016-11-28
11:22:09

Total Ballots Cast: 45364, Registered Voters: 60464, Overall Turnout: 75.03%

Choice	Votes	Vote %
Total	78	100.00%

County Treasurer (Vote for 1)

103 ballots (0 over voted, 38 blank voted), 133 registered voters, turnout 77.44%

Eva L I Arce	65	100.00%
Write-in	0	0.00%
Total	65	100.00%

Josephine Soil & Water Conservation District Director, Zone 1 (Vote for 1)

103 ballots (0 over voted, 98 blank voted), 133 registered voters, turnout 77.44%

Write-in	5	100.00%
Total	5	100.00%

Josephine Soil & Water Conservation District Director, Zone 2 (Vote for 1)

103 ballots (0 over voted, 101 blank voted), 133 registered voters, turnout 77.44%

Write-in	2	100.00%
Total	2	100.00%

Josephine Soil & Water Conservation District Director, Zone 3 (Vote for 1)

103 ballots (0 over voted, 101 blank voted), 133 registered voters, turnout 77.44%

Write-in	2	100.00%
Total	2	100.00%

Josephine Soil & Water Conservation District Director, At Large 1 (Vote for 1)

103 ballots (0 over voted, 99 blank voted), 133 registered voters, turnout 77.44%

Write-in	4	100.00%
Total	4	100.00%

Measure 94 (Vote for 1)

103 ballots (0 over voted, 6 blank voted), 133 registered voters, turnout 77.44%

Yes	18	18.56%
No	79	81.44%
Total	97	100.00%

Measure 95 (Vote for 1)

103 ballots (0 over voted, 21 blank voted), 133 registered voters, turnout 77.44%

Yes	49	59.76%
No	33	40.24%
Total	82	100.00%

Measure 96 (Vote for 1)

103 ballots (0 over voted, 7 blank voted), 133 registered voters, turnout 77.44%

Yes	79	82.29%
No	17	17.71%
Total	96	100.00%

Measure 97 (Vote for 1)

103 ballots (0 over voted, 5 blank voted), 133 registered voters, turnout 77.44%

Yes	24	24.49%
No	74	75.51%
Total	98	100.00%

Measure 98 (Vote for 1)

103 ballots (0 over voted, 7 blank voted), 133 registered voters, turnout 77.44%

Yes	43	44.79%
No	53	55.21%
Total	96	100.00%

Statement of Votes Cast by Geography
November 8, 2016 General Election
All Precincts, All Districts, All Contests
Official Results

Page: 109
2016-11-28
11:22:09

Total Ballots Cast: 45364, Registered Voters: 60464, Overall Turnout: 75.03%

Choice	Votes	Vote %
--------	-------	--------

Measure 99 (Vote for 1)

103 ballots (0 over voted, 8 blank voted), 133 registered voters, turnout 77.44%

Yes	51	53.68%
No	44	46.32%
Total	95	100.00%

Measure 100 (Vote for 1)

103 ballots (0 over voted, 7 blank voted), 133 registered voters, turnout 77.44%

Yes	53	55.21%
No	43	44.79%
Total	96	100.00%

Measure 17-74 Four-Year Deputies, Prosecution, Treatment and Jail Beds Tax (Vote for 1)

103 ballots (0 over voted, 9 blank voted), 133 registered voters, turnout 77.44%

Yes	28	29.79%
No	66	70.21%
Total	94	100.00%

Measure 17-75 An Ordinance Imposing a Tax on Selling Retail Recreational Marijuana (Vote for 1)

103 ballots (0 over voted, 9 blank voted), 133 registered voters, turnout 77.44%

Yes	62	65.96%
No	32	34.04%
Total	94	100.00%

Precinct 30

United States President and Vice President (Vote for 1)

815 ballots (0 over voted, 18 blank voted), 1177 registered voters, turnout 69.24%

Trump/Pence	431	54.08%
Clinton/Kaine	258	32.37%
Stein/Baraka	32	4.02%
Johnson/Weld	49	6.15%
Write-in	27	3.39%
Total	797	100.00%

US Senator (Vote for 1)

815 ballots (1 over voted, 40 blank voted), 1177 registered voters, turnout 69.24%

Steven C Reynolds	41	5.30%
Ron Wyden	340	43.93%
Mark Callahan	324	41.86%
Eric Navickas	28	3.62%
Jim Lindsay	15	1.94%
Shanti S Lewallen	26	3.36%
Write-in	0	0.00%
Total	774	100.00%

US Representative, 4th District (Vote for 1)

815 ballots (2 over voted, 46 blank voted), 1177 registered voters, turnout 69.24%

Peter A DeFazio	329	42.89%
Art Robinson	392	51.11%
Mike Beilstein	27	3.52%
Gil Guthrie	17	2.22%
Write-in	2	0.26%
Total	767	100.00%

Governor (Vote for 1)

815 ballots (1 over voted, 47 blank voted), 1177 registered voters, turnout 69.24%

James Foster	23	3.00%
Kate Brown	307	40.03%
Cliff Thomason	44	5.74%

Statement of Votes Cast by Geography
November 8, 2016 General Election
All Precincts, All Districts, All Contests
Official Results

Page: 110
2016-11-28
11:22:09

Total Ballots Cast: 45364, Registered Voters: 60464, Overall Turnout: 75.03%

Choice	Votes	Vote %
Aaron Donald Auer	30	3.91%
Bud Pierce	362	47.20%
Write-in	1	0.13%
Total	767	100.00%

Secretary of State (Vote for 1)

815 ballots (0 over voted, 61 blank voted), 1177 registered voters, turnout 69.24%

Sharon L Durbin	31	4.11%
Dennis Richardson	405	53.71%
Paul Damian Wells	37	4.91%
Brad Avakian	240	31.83%
Alan Zundel	27	3.58%
Michael Marsh	13	1.72%
Write-in	1	0.13%
Total	754	100.00%

State Treasurer (Vote for 1)

815 ballots (0 over voted, 77 blank voted), 1177 registered voters, turnout 69.24%

Chris Henry	52	7.05%
Tobias Read	231	31.30%
Jeff Gudman	360	48.78%
Chris Telfer	91	12.33%
Write-in	4	0.54%
Total	738	100.00%

Attorney General (Vote for 1)

815 ballots (0 over voted, 78 blank voted), 1177 registered voters, turnout 69.24%

Lars D H Hedbor	32	4.34%
Ellen Rosenblum	321	43.55%
Daniel Zene Crowe	382	51.83%
Write-in	2	0.27%
Total	737	100.00%

State Senator, 2nd District (Vote for 1)

815 ballots (0 over voted, 287 blank voted), 1177 registered voters, turnout 69.24%

H Baertschiger Jr	516	97.73%
Write-in	12	2.27%
Total	528	100.00%

State Representative, 3rd District (Vote for 1)

815 ballots (1 over voted, 97 blank voted), 1177 registered voters, turnout 69.24%

Carl Wilson	471	65.69%
Tom Johnson	243	33.89%
Write-in	3	0.42%
Total	717	100.00%

Judge of the Supreme Court, Position 6 (Vote for 1)

815 ballots (0 over voted, 326 blank voted), 1177 registered voters, turnout 69.24%

Lynn R Nakamoto	483	98.77%
Write-in	6	1.23%
Total	489	100.00%

Judge of the Court of Appeals, Position 5 (Vote for 1)

815 ballots (0 over voted, 368 blank voted), 1177 registered voters, turnout 69.24%

Scott Shorr	444	99.33%
Write-in	3	0.67%
Total	447	100.00%

Statement of Votes Cast by Geography
November 8, 2016 General Election
All Precincts, All Districts, All Contests
Official Results

Page: 111
2016-11-28
11:22:09

Total Ballots Cast: 45364, Registered Voters: 60464, Overall Turnout: 75.03%

Choice	Votes	Vote %
--------	-------	--------

Judge of the Court of Appeals, Position 8 (Vote for 1)

815 ballots (0 over voted, 384 blank voted), 1177 registered voters, turnout 69.24%

Roger J DeHoog	428	99.30%
Write-in	3	0.70%
Total	431	100.00%

County Commissioner, Position 2 (Vote for 1)

815 ballots (0 over voted, 199 blank voted), 1177 registered voters, turnout 69.24%

Dan DeYoung	326	52.92%
Keith Heck	286	46.43%
Write-in	4	0.65%
Total	616	100.00%

County Commissioner, Position 3 (Vote for 1)

815 ballots (0 over voted, 173 blank voted), 1177 registered voters, turnout 69.24%

Bill Hunker	221	34.42%
Lily Morgan	417	64.95%
Write-in	4	0.62%
Total	642	100.00%

County Clerk & Recorder (Vote for 1)

815 ballots (0 over voted, 214 blank voted), 1177 registered voters, turnout 69.24%

James Rafferty	155	25.79%
Trisha Myers	444	73.88%
Write-in	2	0.33%
Total	601	100.00%

County Treasurer (Vote for 1)

815 ballots (0 over voted, 358 blank voted), 1177 registered voters, turnout 69.24%

Eva L I Arce	456	99.78%
Write-in	1	0.22%
Total	457	100.00%

City of Cave Junction Mayor (Vote for 1)

815 ballots (0 over voted, 103 blank voted), 1177 registered voters, turnout 69.24%

Daniel Dalegowski	443	62.22%
Donald G Moore	245	34.41%
Write-in	24	3.37%
Total	712	100.00%

City of Cave Junction Council, Position 2 (Vote for 1)

815 ballots (0 over voted, 234 blank voted), 1177 registered voters, turnout 69.24%

Lindsey B Gillette	316	54.39%
Margaret A Miller	258	44.41%
Write-in	7	1.20%
Total	581	100.00%

City of Cave Junction Council, Position 4 (Vote for 1)

815 ballots (0 over voted, 193 blank voted), 1177 registered voters, turnout 69.24%

Mark Dillinger	317	50.96%
John L Gardiner	301	48.39%
Write-in	4	0.64%
Total	622	100.00%

Illinois Valley Soil & Water Conservation District Director, Zone 1 (Vote for 1)

815 ballots (0 over voted, 753 blank voted), 1177 registered voters, turnout 69.24%

Write-in	62	100.00%
Total	62	100.00%

Statement of Votes Cast by Geography
November 8, 2016 General Election
All Precincts, All Districts, All Contests
Official Results

Page: 112
2016-11-28
11:22:09

Total Ballots Cast: 45364, Registered Voters: 60464, Overall Turnout: 75.03%

Choice	Votes	Vote %
Illinois Valley Soil & Water Conservation District Director, Zone 4 (Vote for 1)		
815 ballots (0 over voted, 764 blank voted), 1177 registered voters, turnout 69.24%		
Write-in	51	100.00%
Total	51	100.00%
Illinois Valley Soil & Water Conservation District Director, Zone 5 (Vote for 1)		
815 ballots (0 over voted, 771 blank voted), 1177 registered voters, turnout 69.24%		
Write-in	44	100.00%
Total	44	100.00%
Illinois Valley Soil & Water Conservation District Director, At Large 1 (Vote for 1)		
815 ballots (0 over voted, 754 blank voted), 1177 registered voters, turnout 69.24%		
Write-in	61	100.00%
Total	61	100.00%
Measure 94 (Vote for 1)		
815 ballots (0 over voted, 60 blank voted), 1177 registered voters, turnout 69.24%		
Yes	220	29.14%
No	535	70.86%
Total	755	100.00%
Measure 95 (Vote for 1)		
815 ballots (0 over voted, 90 blank voted), 1177 registered voters, turnout 69.24%		
Yes	449	61.93%
No	276	38.07%
Total	725	100.00%
Measure 96 (Vote for 1)		
815 ballots (0 over voted, 41 blank voted), 1177 registered voters, turnout 69.24%		
Yes	662	85.53%
No	112	14.47%
Total	774	100.00%
Measure 97 (Vote for 1)		
815 ballots (0 over voted, 31 blank voted), 1177 registered voters, turnout 69.24%		
Yes	309	39.41%
No	475	60.59%
Total	784	100.00%
Measure 98 (Vote for 1)		
815 ballots (0 over voted, 58 blank voted), 1177 registered voters, turnout 69.24%		
Yes	481	63.54%
No	276	36.46%
Total	757	100.00%
Measure 99 (Vote for 1)		
815 ballots (0 over voted, 58 blank voted), 1177 registered voters, turnout 69.24%		
Yes	482	63.67%
No	275	36.33%
Total	757	100.00%
Measure 100 (Vote for 1)		
815 ballots (0 over voted, 70 blank voted), 1177 registered voters, turnout 69.24%		
Yes	483	64.83%
No	262	35.17%
Total	745	100.00%

Statement of Votes Cast by Geography
November 8, 2016 General Election
All Precincts, All Districts, All Contests
Official Results

Page: 113
2016-11-28
11:22:09

Total Ballots Cast: 45364, Registered Voters: 60464, Overall Turnout: 75.03%

Choice	Votes	Vote %
Measure 17-74 Four-Year Deputies, Prosecution, Treatment and Jail Beds Tax (Vote for 1) 815 ballots (1 over voted, 48 blank voted), 1177 registered voters, turnout 69.24%		
Yes	325	42.43%
No	441	57.57%
Total	766	100.00%

Measure 17-75 An Ordinance Imposing a Tax on Selling Retail Recreational Marijuana (Vote for 1) 815 ballots (0 over voted, 39 blank voted), 1177 registered voters, turnout 69.24%		
Yes	596	76.80%
No	180	23.20%
Total	776	100.00%

Precinct 31

United States President and Vice President (Vote for 1) 2520 ballots (0 over voted, 46 blank voted), 3529 registered voters, turnout 71.41%		
Trump/Pence	1187	47.98%
Clinton/Kaine	955	38.60%
Stein/Baraka	155	6.27%
Johnson/Weld	87	3.52%
Write-in	90	3.64%
Total	2474	100.00%

US Senator (Vote for 1) 2520 ballots (1 over voted, 90 blank voted), 3529 registered voters, turnout 71.41%		
Steven C Reynolds	92	3.79%
Ron Wyden	1128	46.44%
Mark Callahan	900	37.05%
Eric Navickas	161	6.63%
Jim Lindsay	53	2.18%
Shanti S Lewallen	91	3.75%
Write-in	4	0.16%
Total	2429	100.00%

US Representative, 4th District (Vote for 1) 2520 ballots (1 over voted, 92 blank voted), 3529 registered voters, turnout 71.41%		
Peter A DeFazio	1153	47.51%
Art Robinson	1079	44.46%
Mike Beilstein	143	5.89%
Gil Guthrie	47	1.94%
Write-in	5	0.21%
Total	2427	100.00%

Governor (Vote for 1) 2520 ballots (1 over voted, 101 blank voted), 3529 registered voters, turnout 71.41%		
James Foster	107	4.43%
Kate Brown	1105	45.70%
Cliff Thomason	111	4.59%
Aaron Donald Auer	92	3.80%
Bud Pierce	998	41.27%
Write-in	5	0.21%
Total	2418	100.00%

Secretary of State (Vote for 1) 2520 ballots (3 over voted, 154 blank voted), 3529 registered voters, turnout 71.41%		
Sharon L Durbin	75	3.17%
Dennis Richardson	1070	45.28%
Paul Damian Wells	97	4.10%
Brad Avakian	916	38.76%
Alan Zundel	137	5.80%
Michael Marsh	64	2.71%

Statement of Votes Cast by Geography
November 8, 2016 General Election
All Precincts, All Districts, All Contests
Official Results

Page: 114
2016-11-28
11:22:09

Total Ballots Cast: 45364, Registered Voters: 60464, Overall Turnout: 75.03%

Choice	Votes	Vote %
Write-in	4	0.17%
Total	2363	100.00%

State Treasurer (Vote for 1)

2520 ballots (1 over voted, 221 blank voted), 3529 registered voters, turnout 71.41%

Chris Henry	275	11.97%
Tobias Read	812	35.34%
Jeff Gudman	1007	43.82%
Chris Telfer	195	8.49%
Write-in	9	0.39%
Total	2298	100.00%

Attorney General (Vote for 1)

2520 ballots (0 over voted, 211 blank voted), 3529 registered voters, turnout 71.41%

Lars D H Hedbor	135	5.85%
Ellen Rosenblum	1121	48.55%
Daniel Zene Crowe	1047	45.34%
Write-in	6	0.26%
Total	2309	100.00%

State Senator, 2nd District (Vote for 1)

2520 ballots (0 over voted, 1081 blank voted), 3529 registered voters, turnout 71.41%

H Baertschiger Jr	1368	95.07%
Write-in	71	4.93%
Total	1439	100.00%

State Representative, 3rd District (Vote for 1)

2520 ballots (1 over voted, 296 blank voted), 3529 registered voters, turnout 71.41%

Carl Wilson	1282	57.67%
Tom Johnson	930	41.84%
Write-in	11	0.49%
Total	2223	100.00%

Judge of the Supreme Court, Position 6 (Vote for 1)

2520 ballots (0 over voted, 1223 blank voted), 3529 registered voters, turnout 71.41%

Lynn R Nakamoto	1273	98.15%
Write-in	24	1.85%
Total	1297	100.00%

Judge of the Court of Appeals, Position 5 (Vote for 1)

2520 ballots (0 over voted, 1346 blank voted), 3529 registered voters, turnout 71.41%

Scott Shorr	1149	97.87%
Write-in	25	2.13%
Total	1174	100.00%

Judge of the Court of Appeals, Position 8 (Vote for 1)

2520 ballots (0 over voted, 1434 blank voted), 3529 registered voters, turnout 71.41%

Roger J DeHoog	1063	97.88%
Write-in	23	2.12%
Total	1086	100.00%

County Commissioner, Position 2 (Vote for 1)

2520 ballots (0 over voted, 667 blank voted), 3529 registered voters, turnout 71.41%

Dan DeYoung	954	51.48%
Keith Heck	880	47.49%
Write-in	19	1.03%
Total	1853	100.00%

Statement of Votes Cast by Geography
November 8, 2016 General Election
All Precincts, All Districts, All Contests
Official Results

Page: 115
2016-11-28
11:22:09

Total Ballots Cast: 45364, Registered Voters: 60464, Overall Turnout: 75.03%

Choice	Votes	Vote %
--------	-------	--------

County Commissioner, Position 3 (Vote for 1)

2520 ballots (1 over voted, 598 blank voted), 3529 registered voters, turnout 71.41%

Bill Hunker	768	39.98%
Lily Morgan	1144	59.55%
Write-in	9	0.47%
Total	1921	100.00%

County Clerk & Recorder (Vote for 1)

2520 ballots (0 over voted, 794 blank voted), 3529 registered voters, turnout 71.41%

James Rafferty	534	30.94%
Trisha Myers	1185	68.66%
Write-in	7	0.41%
Total	1726	100.00%

County Treasurer (Vote for 1)

2520 ballots (0 over voted, 1288 blank voted), 3529 registered voters, turnout 71.41%

Eva L I Arce	1209	98.13%
Write-in	23	1.87%
Total	1232	100.00%

Josephine Soil & Water Conservation District Director, Zone 1 (Vote for 1)

251 ballots (0 over voted, 248 blank voted), 331 registered voters, turnout 75.83%

Write-in	3	100.00%
Total	3	100.00%

Josephine Soil & Water Conservation District Director, Zone 2 (Vote for 1)

251 ballots (0 over voted, 248 blank voted), 331 registered voters, turnout 75.83%

Write-in	3	100.00%
Total	3	100.00%

Josephine Soil & Water Conservation District Director, Zone 3 (Vote for 1)

251 ballots (0 over voted, 247 blank voted), 331 registered voters, turnout 75.83%

Write-in	4	100.00%
Total	4	100.00%

Josephine Soil & Water Conservation District Director, At Large 1 (Vote for 1)

251 ballots (0 over voted, 247 blank voted), 331 registered voters, turnout 75.83%

Write-in	4	100.00%
Total	4	100.00%

Illinois Valley Soil & Water Conservation District Director, Zone 1 (Vote for 1)

2269 ballots (0 over voted, 2056 blank voted), 3198 registered voters, turnout 70.95%

Write-in	213	100.00%
Total	213	100.00%

Illinois Valley Soil & Water Conservation District Director, Zone 4 (Vote for 1)

2269 ballots (0 over voted, 2070 blank voted), 3198 registered voters, turnout 70.95%

Write-in	199	100.00%
Total	199	100.00%

Illinois Valley Soil & Water Conservation District Director, Zone 5 (Vote for 1)

2269 ballots (0 over voted, 2086 blank voted), 3198 registered voters, turnout 70.95%

Write-in	183	100.00%
Total	183	100.00%

Illinois Valley Soil & Water Conservation District Director, At Large 1 (Vote for 1)

2269 ballots (0 over voted, 2057 blank voted), 3198 registered voters, turnout 70.95%

Write-in	212	100.00%
----------	-----	---------

Statement of Votes Cast by Geography
November 8, 2016 General Election
All Precincts, All Districts, All Contests
Official Results

Page: 116
2016-11-28
11:22:09

Total Ballots Cast: 45364, Registered Voters: 60464, Overall Turnout: 75.03%

Choice	Votes	Vote %
Total	212	100.00%

Measure 94 (Vote for 1)

2520 ballots (2 over voted, 170 blank voted), 3529 registered voters, turnout 71.41%

Yes	721	30.71%
No	1627	69.29%
Total	2348	100.00%

Measure 95 (Vote for 1)

2520 ballots (1 over voted, 275 blank voted), 3529 registered voters, turnout 71.41%

Yes	1352	60.25%
No	892	39.75%
Total	2244	100.00%

Measure 96 (Vote for 1)

2520 ballots (0 over voted, 140 blank voted), 3529 registered voters, turnout 71.41%

Yes	1930	81.09%
No	450	18.91%
Total	2380	100.00%

Measure 97 (Vote for 1)

2520 ballots (2 over voted, 67 blank voted), 3529 registered voters, turnout 71.41%

Yes	1095	44.68%
No	1356	55.32%
Total	2451	100.00%

Measure 98 (Vote for 1)

2520 ballots (0 over voted, 164 blank voted), 3529 registered voters, turnout 71.41%

Yes	1456	61.80%
No	900	38.20%
Total	2356	100.00%

Measure 99 (Vote for 1)

2520 ballots (1 over voted, 149 blank voted), 3529 registered voters, turnout 71.41%

Yes	1492	62.95%
No	878	37.05%
Total	2370	100.00%

Measure 100 (Vote for 1)

2520 ballots (0 over voted, 178 blank voted), 3529 registered voters, turnout 71.41%

Yes	1538	65.67%
No	804	34.33%
Total	2342	100.00%

Measure 17-74 Four-Year Deputies, Prosecution, Treatment and Jail Beds Tax (Vote for 1)

2520 ballots (0 over voted, 133 blank voted), 3529 registered voters, turnout 71.41%

Yes	752	31.50%
No	1635	68.50%
Total	2387	100.00%

Measure 17-75 An Ordinance Imposing a Tax on Selling Retail Recreational Marijuana (Vote for 1)

2520 ballots (2 over voted, 89 blank voted), 3529 registered voters, turnout 71.41%

Yes	1704	70.15%
No	725	29.85%
Total	2429	100.00%

Statement of Votes Cast by Geography
November 8, 2016 General Election
All Precincts, All Districts, All Contests
Official Results

Page: 117
2016-11-28
11:22:09

Total Ballots Cast: 45364, Registered Voters: 60464, Overall Turnout: 75.03%

Choice	Votes	Vote %
Measure 17-76 Five-year local Option Tax for General Operations (Vote for 1)		
217 ballots (0 over voted, 14 blank voted), 291 registered voters, turnout 74.57%		
Yes	127	62.56%
No	76	37.44%
Total	203	100.00%

Precinct 32

United States President and Vice President (Vote for 1)		
238 ballots (0 over voted, 1 blank voted), 310 registered voters, turnout 76.77%		
Trump/Pence	124	52.32%
Clinton/Kaine	88	37.13%
Stein/Baraka	7	2.95%
Johnson/Weld	11	4.64%
Write-in	7	2.95%
Total	237	100.00%

US Senator (Vote for 1)		
238 ballots (0 over voted, 11 blank voted), 310 registered voters, turnout 76.77%		
Steven C Reynolds	8	3.52%
Ron Wyden	106	46.70%
Mark Callahan	95	41.85%
Eric Navickas	4	1.76%
Jim Lindsay	4	1.76%
Shanti S Lewallen	10	4.41%
Write-in	0	0.00%
Total	227	100.00%

US Representative, 4th District (Vote for 1)		
238 ballots (0 over voted, 8 blank voted), 310 registered voters, turnout 76.77%		
Peter A DeFazio	97	42.17%
Art Robinson	112	48.70%
Mike Beilstein	12	5.22%
Gil Guthrie	9	3.91%
Write-in	0	0.00%
Total	230	100.00%

Governor (Vote for 1)		
238 ballots (0 over voted, 10 blank voted), 310 registered voters, turnout 76.77%		
James Foster	7	3.07%
Kate Brown	86	37.72%
Cliff Thomason	17	7.46%
Aaron Donald Auer	7	3.07%
Bud Pierce	111	48.68%
Write-in	0	0.00%
Total	228	100.00%

Secretary of State (Vote for 1)		
238 ballots (0 over voted, 14 blank voted), 310 registered voters, turnout 76.77%		
Sharon L Durbin	10	4.46%
Dennis Richardson	116	51.79%
Paul Damian Wells	9	4.02%
Brad Avakian	79	35.27%
Alan Zundel	4	1.79%
Michael Marsh	6	2.68%
Write-in	0	0.00%
Total	224	100.00%

State Treasurer (Vote for 1)		
238 ballots (0 over voted, 17 blank voted), 310 registered voters, turnout 76.77%		
Chris Henry	8	3.62%

Statement of Votes Cast by Geography
November 8, 2016 General Election
All Precincts, All Districts, All Contests
Official Results

Page: 118
2016-11-28
11:22:09

Total Ballots Cast: 45364, Registered Voters: 60464, Overall Turnout: 75.03%

Choice	Votes	Vote %
Tobias Read	71	32.13%
Jeff Gudman	114	51.58%
Chris Telfer	28	12.67%
Write-in	0	0.00%
Total	221	100.00%

Attorney General (Vote for 1)

238 ballots (0 over voted, 21 blank voted), 310 registered voters, turnout 76.77%

Lars D H Hedbor	11	5.07%
Ellen Rosenblum	89	41.01%
Daniel Zene Crowe	117	53.92%
Write-in	0	0.00%
Total	217	100.00%

State Senator, 1st District (Vote for 1)

238 ballots (0 over voted, 18 blank voted), 310 registered voters, turnout 76.77%

Timm Rolek	86	39.09%
Jeff Kruse	134	60.91%
Write-in	0	0.00%
Total	220	100.00%

State Representative, 1st District (Vote for 1)

238 ballots (0 over voted, 17 blank voted), 310 registered voters, turnout 76.77%

Terry Brayer	84	38.01%
Tamie Kaufman	22	9.95%
David Brock Smith	115	52.04%
Write-in	0	0.00%
Total	221	100.00%

Judge of the Supreme Court, Position 6 (Vote for 1)

238 ballots (0 over voted, 128 blank voted), 310 registered voters, turnout 76.77%

Lynn R Nakamoto	110	100.00%
Write-in	0	0.00%
Total	110	100.00%

Judge of the Court of Appeals, Position 5 (Vote for 1)

238 ballots (0 over voted, 130 blank voted), 310 registered voters, turnout 76.77%

Scott Shorr	108	100.00%
Write-in	0	0.00%
Total	108	100.00%

Judge of the Court of Appeals, Position 8 (Vote for 1)

238 ballots (0 over voted, 137 blank voted), 310 registered voters, turnout 76.77%

Roger J DeHoog	101	100.00%
Write-in	0	0.00%
Total	101	100.00%

County Commissioner, Position 2 (Vote for 1)

238 ballots (0 over voted, 60 blank voted), 310 registered voters, turnout 76.77%

Dan DeYoung	97	54.49%
Keith Heck	77	43.26%
Write-in	4	2.25%
Total	178	100.00%

County Commissioner, Position 3 (Vote for 1)

238 ballots (0 over voted, 53 blank voted), 310 registered voters, turnout 76.77%

Bill Hunker	71	38.38%
Lily Morgan	114	61.62%
Write-in	0	0.00%

Statement of Votes Cast by Geography
November 8, 2016 General Election
All Precincts, All Districts, All Contests
Official Results

Page: 119
2016-11-28
11:22:09

Total Ballots Cast: 45364, Registered Voters: 60464, Overall Turnout: 75.03%

Choice	Votes	Vote %
Total	185	100.00%

County Clerk & Recorder (Vote for 1)

238 ballots (0 over voted, 73 blank voted), 310 registered voters, turnout 76.77%

James Rafferty	39	23.64%
Trisha Myers	126	76.36%
Write-in	0	0.00%
Total	165	100.00%

County Treasurer (Vote for 1)

238 ballots (0 over voted, 119 blank voted), 310 registered voters, turnout 76.77%

Eva L I Arce	119	100.00%
Write-in	0	0.00%
Total	119	100.00%

Josephine Soil & Water Conservation District Director, Zone 1 (Vote for 1)

238 ballots (0 over voted, 233 blank voted), 310 registered voters, turnout 76.77%

Write-in	5	100.00%
Total	5	100.00%

Josephine Soil & Water Conservation District Director, Zone 2 (Vote for 1)

238 ballots (0 over voted, 235 blank voted), 310 registered voters, turnout 76.77%

Write-in	3	100.00%
Total	3	100.00%

Josephine Soil & Water Conservation District Director, Zone 3 (Vote for 1)

238 ballots (0 over voted, 233 blank voted), 310 registered voters, turnout 76.77%

Write-in	5	100.00%
Total	5	100.00%

Josephine Soil & Water Conservation District Director, At Large 1 (Vote for 1)

238 ballots (0 over voted, 234 blank voted), 310 registered voters, turnout 76.77%

Write-in	4	100.00%
Total	4	100.00%

Measure 94 (Vote for 1)

238 ballots (0 over voted, 16 blank voted), 310 registered voters, turnout 76.77%

Yes	56	25.23%
No	166	74.77%
Total	222	100.00%

Measure 95 (Vote for 1)

238 ballots (0 over voted, 25 blank voted), 310 registered voters, turnout 76.77%

Yes	116	54.46%
No	97	45.54%
Total	213	100.00%

Measure 96 (Vote for 1)

238 ballots (0 over voted, 11 blank voted), 310 registered voters, turnout 76.77%

Yes	182	80.18%
No	45	19.82%
Total	227	100.00%

Measure 97 (Vote for 1)

238 ballots (0 over voted, 5 blank voted), 310 registered voters, turnout 76.77%

Yes	89	38.20%
No	144	61.80%

Statement of Votes Cast by Geography
November 8, 2016 General Election
All Precincts, All Districts, All Contests
Official Results

Page: 120
2016-11-28
11:22:09

Total Ballots Cast: 45364, Registered Voters: 60464, Overall Turnout: 75.03%

Choice	Votes	Vote %
Total	233	100.00%

Measure 98 (Vote for 1)

238 ballots (0 over voted, 16 blank voted), 310 registered voters, turnout 76.77%

Yes	126	56.76%
No	96	43.24%
Total	222	100.00%

Measure 99 (Vote for 1)

238 ballots (0 over voted, 12 blank voted), 310 registered voters, turnout 76.77%

Yes	132	58.41%
No	94	41.59%
Total	226	100.00%

Measure 100 (Vote for 1)

238 ballots (0 over voted, 16 blank voted), 310 registered voters, turnout 76.77%

Yes	135	60.81%
No	87	39.19%
Total	222	100.00%

Measure 17-74 Four-Year Deputies, Prosecution, Treatment and Jail Beds Tax (Vote for 1)

238 ballots (0 over voted, 12 blank voted), 310 registered voters, turnout 76.77%

Yes	72	31.86%
No	154	68.14%
Total	226	100.00%

Measure 17-75 An Ordinance Imposing a Tax on Selling Retail Recreational Marijuana (Vote for 1)

238 ballots (0 over voted, 11 blank voted), 310 registered voters, turnout 76.77%

Yes	145	63.88%
No	82	36.12%
Total	227	100.00%

Precinct 33

United States President and Vice President (Vote for 1)

626 ballots (0 over voted, 9 blank voted), 784 registered voters, turnout 79.85%

Trump/Pence	385	62.40%
Clinton/Kaine	176	28.53%
Stein/Baraka	10	1.62%
Johnson/Weld	33	5.35%
Write-in	13	2.11%
Total	617	100.00%

US Senator (Vote for 1)

626 ballots (0 over voted, 29 blank voted), 784 registered voters, turnout 79.85%

Steven C Reynolds	18	3.02%
Ron Wyden	235	39.36%
Mark Callahan	307	51.42%
Eric Navickas	9	1.51%
Jim Lindsay	12	2.01%
Shanti S Lewallen	16	2.68%
Write-in	0	0.00%
Total	597	100.00%

US Representative, 4th District (Vote for 1)

626 ballots (0 over voted, 28 blank voted), 784 registered voters, turnout 79.85%

Peter A DeFazio	218	36.45%
Art Robinson	353	59.03%
Mike Beilstein	14	2.34%
Gil Guthrie	13	2.17%

Statement of Votes Cast by Geography
November 8, 2016 General Election
All Precincts, All Districts, All Contests
Official Results

Page: 121
2016-11-28
11:22:09

Total Ballots Cast: 45364, Registered Voters: 60464, Overall Turnout: 75.03%

Choice	Votes	Vote %
Write-in	0	0.00%
Total	598	100.00%

Governor (Vote for 1)

626 ballots (0 over voted, 22 blank voted), 784 registered voters, turnout 79.85%

James Foster	16	2.65%
Kate Brown	187	30.96%
Cliff Thomason	23	3.81%
Aaron Donald Auer	18	2.98%
Bud Pierce	360	59.60%
Write-in	0	0.00%
Total	604	100.00%

Secretary of State (Vote for 1)

626 ballots (0 over voted, 43 blank voted), 784 registered voters, turnout 79.85%

Sharon L Durbin	15	2.57%
Dennis Richardson	362	62.09%
Paul Damian Wells	26	4.46%
Brad Avakian	161	27.62%
Alan Zundel	12	2.06%
Michael Marsh	7	1.20%
Write-in	0	0.00%
Total	583	100.00%

State Treasurer (Vote for 1)

626 ballots (0 over voted, 57 blank voted), 784 registered voters, turnout 79.85%

Chris Henry	30	5.27%
Tobias Read	139	24.43%
Jeff Gudman	340	59.75%
Chris Telfer	60	10.54%
Write-in	0	0.00%
Total	569	100.00%

Attorney General (Vote for 1)

626 ballots (0 over voted, 53 blank voted), 784 registered voters, turnout 79.85%

Lars D H Hedbor	19	3.32%
Ellen Rosenblum	194	33.86%
Daniel Zene Crowe	360	62.83%
Write-in	0	0.00%
Total	573	100.00%

State Senator, 1st District (Vote for 1)

626 ballots (0 over voted, 62 blank voted), 784 registered voters, turnout 79.85%

Timm Rolek	149	26.42%
Jeff Kruse	412	73.05%
Write-in	3	0.53%
Total	564	100.00%

State Representative, 1st District (Vote for 1)

626 ballots (0 over voted, 58 blank voted), 784 registered voters, turnout 79.85%

Terry Brayer	159	27.99%
Tamie Kaufman	54	9.51%
David Brock Smith	354	62.32%
Write-in	1	0.18%
Total	568	100.00%

Judge of the Supreme Court, Position 6 (Vote for 1)

626 ballots (0 over voted, 335 blank voted), 784 registered voters, turnout 79.85%

Lynn R Nakamoto	280	96.22%
Write-in	11	3.78%

Statement of Votes Cast by Geography
November 8, 2016 General Election
All Precincts, All Districts, All Contests
Official Results

Page: 122
2016-11-28
11:22:09

Total Ballots Cast: 45364, Registered Voters: 60464, Overall Turnout: 75.03%

Choice	Votes	Vote %
Total	291	100.00%

Judge of the Court of Appeals, Position 5 (Vote for 1)

626 ballots (0 over voted, 345 blank voted), 784 registered voters, turnout 79.85%

Scott Shorr	274	97.51%
Write-in	7	2.49%
Total	281	100.00%

Judge of the Court of Appeals, Position 8 (Vote for 1)

626 ballots (0 over voted, 365 blank voted), 784 registered voters, turnout 79.85%

Roger J DeHoog	256	98.08%
Write-in	5	1.92%
Total	261	100.00%

County Commissioner, Position 2 (Vote for 1)

626 ballots (0 over voted, 113 blank voted), 784 registered voters, turnout 79.85%

Dan DeYoung	269	52.44%
Keith Heck	242	47.17%
Write-in	2	0.39%
Total	513	100.00%

County Commissioner, Position 3 (Vote for 1)

626 ballots (0 over voted, 98 blank voted), 784 registered voters, turnout 79.85%

Bill Hunker	266	50.38%
Lily Morgan	259	49.05%
Write-in	3	0.57%
Total	528	100.00%

County Clerk & Recorder (Vote for 1)

626 ballots (0 over voted, 166 blank voted), 784 registered voters, turnout 79.85%

James Rafferty	139	30.22%
Trisha Myers	320	69.57%
Write-in	1	0.22%
Total	460	100.00%

County Treasurer (Vote for 1)

626 ballots (0 over voted, 317 blank voted), 784 registered voters, turnout 79.85%

Eva L I Arce	307	99.35%
Write-in	2	0.65%
Total	309	100.00%

Josephine Soil & Water Conservation District Director, Zone 1 (Vote for 1)

626 ballots (0 over voted, 602 blank voted), 784 registered voters, turnout 79.85%

Write-in	24	100.00%
Total	24	100.00%

Josephine Soil & Water Conservation District Director, Zone 2 (Vote for 1)

626 ballots (0 over voted, 605 blank voted), 784 registered voters, turnout 79.85%

Write-in	21	100.00%
Total	21	100.00%

Josephine Soil & Water Conservation District Director, Zone 3 (Vote for 1)

626 ballots (0 over voted, 606 blank voted), 784 registered voters, turnout 79.85%

Write-in	20	100.00%
Total	20	100.00%

Statement of Votes Cast by Geography
November 8, 2016 General Election
All Precincts, All Districts, All Contests
Official Results

Page: 123
2016-11-28
11:22:09

Total Ballots Cast: 45364, Registered Voters: 60464, Overall Turnout: 75.03%

Choice	Votes	Vote %
Josephine Soil & Water Conservation District Director, At Large 1 (Vote for 1)		
626 ballots (0 over voted, 603 blank voted), 784 registered voters, turnout 79.85%		
Write-in	23	100.00%
Total	23	100.00%

Measure 94 (Vote for 1)		
626 ballots (0 over voted, 35 blank voted), 784 registered voters, turnout 79.85%		
Yes	172	29.10%
No	419	70.90%
Total	591	100.00%

Measure 95 (Vote for 1)		
626 ballots (0 over voted, 59 blank voted), 784 registered voters, turnout 79.85%		
Yes	360	63.49%
No	207	36.51%
Total	567	100.00%

Measure 96 (Vote for 1)		
626 ballots (0 over voted, 32 blank voted), 784 registered voters, turnout 79.85%		
Yes	500	84.18%
No	94	15.82%
Total	594	100.00%

Measure 97 (Vote for 1)		
626 ballots (0 over voted, 16 blank voted), 784 registered voters, turnout 79.85%		
Yes	180	29.51%
No	430	70.49%
Total	610	100.00%

Measure 98 (Vote for 1)		
626 ballots (0 over voted, 44 blank voted), 784 registered voters, turnout 79.85%		
Yes	326	56.01%
No	256	43.99%
Total	582	100.00%

Measure 99 (Vote for 1)		
626 ballots (0 over voted, 35 blank voted), 784 registered voters, turnout 79.85%		
Yes	324	54.82%
No	267	45.18%
Total	591	100.00%

Measure 100 (Vote for 1)		
626 ballots (0 over voted, 51 blank voted), 784 registered voters, turnout 79.85%		
Yes	324	56.35%
No	251	43.65%
Total	575	100.00%

Measure 17-74 Four-Year Deputies, Prosecution, Treatment and Jail Beds Tax (Vote for 1)		
626 ballots (0 over voted, 29 blank voted), 784 registered voters, turnout 79.85%		
Yes	232	38.86%
No	365	61.14%
Total	597	100.00%

Measure 17-75 An Ordinance Imposing a Tax on Selling Retail Recreational Marijuana (Vote for 1)		
626 ballots (0 over voted, 24 blank voted), 784 registered voters, turnout 79.85%		
Yes	465	77.24%
No	137	22.76%

Statement of Votes Cast by Geography
November 8, 2016 General Election
All Precincts, All Districts, All Contests
Official Results

Page: 124
2016-11-28
11:22:09

Total Ballots Cast: 45364, Registered Voters: 60464, Overall Turnout: 75.03%

Choice	Votes	Vote %
Total	602	100.00%

Precinct 34

United States President and Vice President (Vote for 1)

293 ballots (0 over voted, 7 blank voted), 426 registered voters, turnout 68.78%

Trump/Pence	154	53.85%
Clinton/Kaine	85	29.72%
Stein/Baraka	27	9.44%
Johnson/Weld	5	1.75%
Write-in	15	5.24%
Total	286	100.00%

US Senator (Vote for 1)

293 ballots (0 over voted, 20 blank voted), 426 registered voters, turnout 68.78%

Steven C Reynolds	8	2.93%
Ron Wyden	106	38.83%
Mark Callahan	117	42.86%
Eric Navickas	26	9.52%
Jim Lindsay	0	0.00%
Shanti S Lewallen	16	5.86%
Write-in	0	0.00%
Total	273	100.00%

US Representative, 4th District (Vote for 1)

293 ballots (0 over voted, 15 blank voted), 426 registered voters, turnout 68.78%

Peter A DeFazio	119	42.81%
Art Robinson	140	50.36%
Mike Beilstein	18	6.47%
Gil Guthrie	1	0.36%
Write-in	0	0.00%
Total	278	100.00%

Governor (Vote for 1)

293 ballots (0 over voted, 14 blank voted), 426 registered voters, turnout 68.78%

James Foster	14	5.02%
Kate Brown	115	41.22%
Cliff Thomason	3	1.08%
Aaron Donald Auer	14	5.02%
Bud Pierce	133	47.67%
Write-in	0	0.00%
Total	279	100.00%

Secretary of State (Vote for 1)

293 ballots (0 over voted, 30 blank voted), 426 registered voters, turnout 68.78%

Sharon L Durbin	7	2.66%
Dennis Richardson	138	52.47%
Paul Damian Wells	8	3.04%
Brad Avakian	86	32.70%
Alan Zundel	20	7.60%
Michael Marsh	4	1.52%
Write-in	0	0.00%
Total	263	100.00%

State Treasurer (Vote for 1)

293 ballots (0 over voted, 37 blank voted), 426 registered voters, turnout 68.78%

Chris Henry	29	11.33%
Tobias Read	69	26.95%
Jeff Gudman	130	50.78%
Chris Telfer	28	10.94%
Write-in	0	0.00%

Statement of Votes Cast by Geography
November 8, 2016 General Election
All Precincts, All Districts, All Contests
Official Results

Page: 125
2016-11-28
11:22:09

Total Ballots Cast: 45364, Registered Voters: 60464, Overall Turnout: 75.03%

Choice	Votes	Vote %
Total	256	100.00%

Attorney General (Vote for 1)

293 ballots (0 over voted, 37 blank voted), 426 registered voters, turnout 68.78%

Lars D H Hedbor	12	4.69%
Ellen Rosenblum	115	44.92%
Daniel Zene Crowe	129	50.39%
Write-in	0	0.00%
Total	256	100.00%

State Senator, 1st District (Vote for 1)

293 ballots (0 over voted, 34 blank voted), 426 registered voters, turnout 68.78%

Timm Rolek	104	40.15%
Jeff Kruse	155	59.85%
Write-in	0	0.00%
Total	259	100.00%

State Representative, 1st District (Vote for 1)

293 ballots (0 over voted, 36 blank voted), 426 registered voters, turnout 68.78%

Terry Brayer	95	36.96%
Tamie Kaufman	32	12.45%
David Brock Smith	130	50.58%
Write-in	0	0.00%
Total	257	100.00%

Judge of the Supreme Court, Position 6 (Vote for 1)

293 ballots (0 over voted, 160 blank voted), 426 registered voters, turnout 68.78%

Lynn R Nakamoto	130	97.74%
Write-in	3	2.26%
Total	133	100.00%

Judge of the Court of Appeals, Position 5 (Vote for 1)

293 ballots (0 over voted, 166 blank voted), 426 registered voters, turnout 68.78%

Scott Shorr	124	97.64%
Write-in	3	2.36%
Total	127	100.00%

Judge of the Court of Appeals, Position 8 (Vote for 1)

293 ballots (0 over voted, 165 blank voted), 426 registered voters, turnout 68.78%

Roger J DeHoog	124	96.88%
Write-in	4	3.12%
Total	128	100.00%

County Commissioner, Position 2 (Vote for 1)

293 ballots (0 over voted, 74 blank voted), 426 registered voters, turnout 68.78%

Dan DeYoung	104	47.49%
Keith Heck	110	50.23%
Write-in	5	2.28%
Total	219	100.00%

County Commissioner, Position 3 (Vote for 1)

293 ballots (0 over voted, 66 blank voted), 426 registered voters, turnout 68.78%

Bill Hunker	101	44.49%
Lily Morgan	123	54.19%
Write-in	3	1.32%
Total	227	100.00%

Statement of Votes Cast by Geography
November 8, 2016 General Election
All Precincts, All Districts, All Contests
Official Results

Page: 126
2016-11-28
11:22:09

Total Ballots Cast: 45364, Registered Voters: 60464, Overall Turnout: 75.03%

Choice	Votes	Vote %
--------	-------	--------

County Clerk & Recorder (Vote for 1)

293 ballots (0 over voted, 98 blank voted), 426 registered voters, turnout 68.78%

James Rafferty	65	33.33%
Trisha Myers	130	66.67%
Write-in	0	0.00%
Total	195	100.00%

County Treasurer (Vote for 1)

293 ballots (0 over voted, 162 blank voted), 426 registered voters, turnout 68.78%

Eva L I Arce	128	97.71%
Write-in	3	2.29%
Total	131	100.00%

Illinois Valley Soil & Water Conservation District Director, Zone 1 (Vote for 1)

293 ballots (0 over voted, 264 blank voted), 426 registered voters, turnout 68.78%

Write-in	29	100.00%
Total	29	100.00%

Illinois Valley Soil & Water Conservation District Director, Zone 4 (Vote for 1)

293 ballots (0 over voted, 266 blank voted), 426 registered voters, turnout 68.78%

Write-in	27	100.00%
Total	27	100.00%

Illinois Valley Soil & Water Conservation District Director, Zone 5 (Vote for 1)

293 ballots (0 over voted, 267 blank voted), 426 registered voters, turnout 68.78%

Write-in	26	100.00%
Total	26	100.00%

Illinois Valley Soil & Water Conservation District Director, At Large 1 (Vote for 1)

293 ballots (0 over voted, 262 blank voted), 426 registered voters, turnout 68.78%

Write-in	31	100.00%
Total	31	100.00%

Measure 94 (Vote for 1)

293 ballots (0 over voted, 22 blank voted), 426 registered voters, turnout 68.78%

Yes	83	30.63%
No	188	69.37%
Total	271	100.00%

Measure 95 (Vote for 1)

293 ballots (0 over voted, 29 blank voted), 426 registered voters, turnout 68.78%

Yes	152	57.58%
No	112	42.42%
Total	264	100.00%

Measure 96 (Vote for 1)

293 ballots (0 over voted, 18 blank voted), 426 registered voters, turnout 68.78%

Yes	221	80.36%
No	54	19.64%
Total	275	100.00%

Measure 97 (Vote for 1)

293 ballots (0 over voted, 7 blank voted), 426 registered voters, turnout 68.78%

Yes	112	39.16%
No	174	60.84%
Total	286	100.00%

Statement of Votes Cast by Geography
November 8, 2016 General Election
All Precincts, All Districts, All Contests
Official Results

Page: 127
2016-11-28
11:22:09

Total Ballots Cast: 45364, Registered Voters: 60464, Overall Turnout: 75.03%

Choice	Votes	Vote %
--------	-------	--------

Measure 98 (Vote for 1)

293 ballots (0 over voted, 14 blank voted), 426 registered voters, turnout 68.78%

Yes	178	63.80%
No	101	36.20%
Total	279	100.00%

Measure 99 (Vote for 1)

293 ballots (0 over voted, 20 blank voted), 426 registered voters, turnout 68.78%

Yes	165	60.44%
No	108	39.56%
Total	273	100.00%

Measure 100 (Vote for 1)

293 ballots (0 over voted, 17 blank voted), 426 registered voters, turnout 68.78%

Yes	173	62.68%
No	103	37.32%
Total	276	100.00%

Measure 17-74 Four-Year Deputies, Prosecution, Treatment and Jail Beds Tax (Vote for 1)

293 ballots (0 over voted, 20 blank voted), 426 registered voters, turnout 68.78%

Yes	96	35.16%
No	177	64.84%
Total	273	100.00%

Measure 17-75 An Ordinance Imposing a Tax on Selling Retail Recreational Marijuana (Vote for 1)

293 ballots (0 over voted, 9 blank voted), 426 registered voters, turnout 68.78%

Yes	207	72.89%
No	77	27.11%
Total	284	100.00%

Precinct 35

United States President and Vice President (Vote for 1)

745 ballots (0 over voted, 11 blank voted), 931 registered voters, turnout 80.02%

Trump/Pence	477	64.99%
Clinton/Kaine	191	26.02%
Stein/Baraka	12	1.63%
Johnson/Weld	34	4.63%
Write-in	20	2.72%
Total	734	100.00%

US Senator (Vote for 1)

745 ballots (0 over voted, 26 blank voted), 931 registered voters, turnout 80.02%

Steven C Reynolds	26	3.62%
Ron Wyden	266	37.00%
Mark Callahan	396	55.08%
Eric Navickas	13	1.81%
Jim Lindsay	6	0.83%
Shanti S Lewallen	12	1.67%
Write-in	0	0.00%
Total	719	100.00%

US Representative, 4th District (Vote for 1)

745 ballots (0 over voted, 31 blank voted), 931 registered voters, turnout 80.02%

Peter A DeFazio	246	34.45%
Art Robinson	434	60.78%
Mike Beilstein	16	2.24%
Gil Guthrie	17	2.38%
Write-in	1	0.14%

Statement of Votes Cast by Geography
November 8, 2016 General Election
All Precincts, All Districts, All Contests
Official Results

Page: 128
2016-11-28
11:22:09

Total Ballots Cast: 45364, Registered Voters: 60464, Overall Turnout: 75.03%

Choice	Votes	Vote %
Total	714	100.00%

Governor (Vote for 1)

745 ballots (1 over voted, 28 blank voted), 931 registered voters, turnout 80.02%

James Foster	21	2.93%
Kate Brown	208	29.05%
Cliff Thomason	29	4.05%
Aaron Donald Auer	14	1.96%
Bud Pierce	444	62.01%
Write-in	0	0.00%
Total	716	100.00%

Secretary of State (Vote for 1)

745 ballots (0 over voted, 48 blank voted), 931 registered voters, turnout 80.02%

Sharon L Durbin	16	2.30%
Dennis Richardson	451	64.71%
Paul Damian Wells	37	5.31%
Brad Avakian	164	23.53%
Alan Zundel	18	2.58%
Michael Marsh	11	1.58%
Write-in	0	0.00%
Total	697	100.00%

State Treasurer (Vote for 1)

745 ballots (0 over voted, 55 blank voted), 931 registered voters, turnout 80.02%

Chris Henry	39	5.65%
Tobias Read	158	22.90%
Jeff Gudman	442	64.06%
Chris Telfer	51	7.39%
Write-in	0	0.00%
Total	690	100.00%

Attorney General (Vote for 1)

745 ballots (0 over voted, 63 blank voted), 931 registered voters, turnout 80.02%

Lars D H Hedbor	23	3.37%
Ellen Rosenblum	196	28.74%
Daniel Zene Crowe	463	67.89%
Write-in	0	0.00%
Total	682	100.00%

State Senator, 1st District (Vote for 1)

745 ballots (0 over voted, 71 blank voted), 931 registered voters, turnout 80.02%

Timm Rolek	178	26.41%
Jeff Kruse	496	73.59%
Write-in	0	0.00%
Total	674	100.00%

State Representative, 1st District (Vote for 1)

745 ballots (0 over voted, 67 blank voted), 931 registered voters, turnout 80.02%

Terry Brayer	180	26.55%
Tamie Kaufman	44	6.49%
David Brock Smith	454	66.96%
Write-in	0	0.00%
Total	678	100.00%

Judge of the Supreme Court, Position 6 (Vote for 1)

745 ballots (0 over voted, 390 blank voted), 931 registered voters, turnout 80.02%

Lynn R Nakamoto	351	98.87%
Write-in	4	1.13%

Statement of Votes Cast by Geography
November 8, 2016 General Election
All Precincts, All Districts, All Contests
Official Results

Page: 129
2016-11-28
11:22:09

Total Ballots Cast: 45364, Registered Voters: 60464, Overall Turnout: 75.03%

Choice	Votes	Vote %
Total	355	100.00%

Judge of the Court of Appeals, Position 5 (Vote for 1)

745 ballots (0 over voted, 397 blank voted), 931 registered voters, turnout 80.02%

Scott Shorr	345	99.14%
Write-in	3	0.86%
Total	348	100.00%

Judge of the Court of Appeals, Position 8 (Vote for 1)

745 ballots (0 over voted, 407 blank voted), 931 registered voters, turnout 80.02%

Roger J DeHoog	336	99.41%
Write-in	2	0.59%
Total	338	100.00%

County Commissioner, Position 2 (Vote for 1)

745 ballots (0 over voted, 152 blank voted), 931 registered voters, turnout 80.02%

Dan DeYoung	366	61.72%
Keith Heck	224	37.77%
Write-in	3	0.51%
Total	593	100.00%

County Commissioner, Position 3 (Vote for 1)

745 ballots (0 over voted, 133 blank voted), 931 registered voters, turnout 80.02%

Bill Hunker	307	50.16%
Lily Morgan	305	49.84%
Write-in	0	0.00%
Total	612	100.00%

County Clerk & Recorder (Vote for 1)

745 ballots (0 over voted, 202 blank voted), 931 registered voters, turnout 80.02%

James Rafferty	150	27.62%
Trisha Myers	393	72.38%
Write-in	0	0.00%
Total	543	100.00%

County Treasurer (Vote for 1)

745 ballots (0 over voted, 347 blank voted), 931 registered voters, turnout 80.02%

Eva L I Arce	396	99.50%
Write-in	2	0.50%
Total	398	100.00%

Josephine Soil & Water Conservation District Director, Zone 1 (Vote for 1)

745 ballots (0 over voted, 711 blank voted), 931 registered voters, turnout 80.02%

Write-in	34	100.00%
Total	34	100.00%

Josephine Soil & Water Conservation District Director, Zone 2 (Vote for 1)

745 ballots (0 over voted, 716 blank voted), 931 registered voters, turnout 80.02%

Write-in	29	100.00%
Total	29	100.00%

Josephine Soil & Water Conservation District Director, Zone 3 (Vote for 1)

745 ballots (0 over voted, 716 blank voted), 931 registered voters, turnout 80.02%

Write-in	29	100.00%
Total	29	100.00%

Statement of Votes Cast by Geography
November 8, 2016 General Election
All Precincts, All Districts, All Contests
Official Results

Page: 130
2016-11-28
11:22:09

Total Ballots Cast: 45364, Registered Voters: 60464, Overall Turnout: 75.03%

Choice	Votes	Vote %
Josephine Soil & Water Conservation District Director, At Large 1 (Vote for 1)		
745 ballots (0 over voted, 718 blank voted), 931 registered voters, turnout 80.02%		
Write-in	27	100.00%
Total	27	100.00%

Measure 94 (Vote for 1)		
745 ballots (0 over voted, 32 blank voted), 931 registered voters, turnout 80.02%		
Yes	206	28.89%
No	507	71.11%
Total	713	100.00%

Measure 95 (Vote for 1)		
745 ballots (0 over voted, 65 blank voted), 931 registered voters, turnout 80.02%		
Yes	421	61.91%
No	259	38.09%
Total	680	100.00%

Measure 96 (Vote for 1)		
745 ballots (0 over voted, 31 blank voted), 931 registered voters, turnout 80.02%		
Yes	603	84.45%
No	111	15.55%
Total	714	100.00%

Measure 97 (Vote for 1)		
745 ballots (0 over voted, 25 blank voted), 931 registered voters, turnout 80.02%		
Yes	213	29.58%
No	507	70.42%
Total	720	100.00%

Measure 98 (Vote for 1)		
745 ballots (0 over voted, 52 blank voted), 931 registered voters, turnout 80.02%		
Yes	394	56.85%
No	299	43.15%
Total	693	100.00%

Measure 99 (Vote for 1)		
745 ballots (0 over voted, 48 blank voted), 931 registered voters, turnout 80.02%		
Yes	389	55.81%
No	308	44.19%
Total	697	100.00%

Measure 100 (Vote for 1)		
745 ballots (0 over voted, 47 blank voted), 931 registered voters, turnout 80.02%		
Yes	428	61.32%
No	270	38.68%
Total	698	100.00%

Measure 17-74 Four-Year Deputies, Prosecution, Treatment and Jail Beds Tax (Vote for 1)		
745 ballots (1 over voted, 38 blank voted), 931 registered voters, turnout 80.02%		
Yes	240	33.99%
No	466	66.01%
Total	706	100.00%

Measure 17-75 An Ordinance Imposing a Tax on Selling Retail Recreational Marijuana (Vote for 1)		
745 ballots (0 over voted, 22 blank voted), 931 registered voters, turnout 80.02%		
Yes	571	78.98%
No	152	21.02%

Statement of Votes Cast by Geography
November 8, 2016 General Election
All Precincts, All Districts, All Contests
Official Results

Page: 131
2016-11-28
11:22:09

Total Ballots Cast: 45364, Registered Voters: 60464, Overall Turnout: 75.03%

Choice	Votes	Vote %
Total	723	100.00%

Precinct 36

United States President and Vice President (Vote for 1)

1791 ballots (0 over voted, 31 blank voted), 2208 registered voters, turnout 81.11%

Trump/Pence	1129	64.15%
Clinton/Kaine	490	27.84%
Stein/Baraka	28	1.59%
Johnson/Weld	74	4.20%
Write-in	39	2.22%
Total	1760	100.00%

US Senator (Vote for 1)

1791 ballots (0 over voted, 51 blank voted), 2208 registered voters, turnout 81.11%

Steven C Reynolds	39	2.24%
Ron Wyden	689	39.60%
Mark Callahan	932	53.56%
Eric Navickas	24	1.38%
Jim Lindsay	15	0.86%
Shanti S Lewallen	40	2.30%
Write-in	1	0.06%
Total	1740	100.00%

US Representative, 4th District (Vote for 1)

1791 ballots (0 over voted, 58 blank voted), 2208 registered voters, turnout 81.11%

Peter A DeFazio	638	36.81%
Art Robinson	1033	59.61%
Mike Beilstein	35	2.02%
Gil Guthrie	22	1.27%
Write-in	5	0.29%
Total	1733	100.00%

Governor (Vote for 1)

1791 ballots (0 over voted, 36 blank voted), 2208 registered voters, turnout 81.11%

James Foster	34	1.94%
Kate Brown	552	31.45%
Cliff Thomason	75	4.27%
Aaron Donald Auer	38	2.17%
Bud Pierce	1055	60.11%
Write-in	1	0.06%
Total	1755	100.00%

Secretary of State (Vote for 1)

1791 ballots (0 over voted, 91 blank voted), 2208 registered voters, turnout 81.11%

Sharon L Durbin	31	1.82%
Dennis Richardson	1113	65.47%
Paul Damian Wells	54	3.18%
Brad Avakian	447	26.29%
Alan Zundel	28	1.65%
Michael Marsh	27	1.59%
Write-in	0	0.00%
Total	1700	100.00%

State Treasurer (Vote for 1)

1791 ballots (0 over voted, 128 blank voted), 2208 registered voters, turnout 81.11%

Chris Henry	54	3.25%
Tobias Read	411	24.71%
Jeff Gudman	1050	63.14%
Chris Telfer	148	8.90%
Write-in	0	0.00%

Statement of Votes Cast by Geography
November 8, 2016 General Election
All Precincts, All Districts, All Contests
Official Results

Page: 132
2016-11-28
11:22:09

Total Ballots Cast: 45364, Registered Voters: 60464, Overall Turnout: 75.03%

Choice	Votes	Vote %
Total	1663	100.00%

Attorney General (Vote for 1)

1791 ballots (0 over voted, 125 blank voted), 2208 registered voters, turnout 81.11%

Lars D H Hedbor	45	2.70%
Ellen Rosenblum	549	32.95%
Daniel Zene Crowe	1070	64.23%
Write-in	2	0.12%
Total	1666	100.00%

State Senator, 2nd District (Vote for 1)

1791 ballots (0 over voted, 536 blank voted), 2208 registered voters, turnout 81.11%

H Baertschiger Jr	1228	97.85%
Write-in	27	2.15%
Total	1255	100.00%

State Representative, 3rd District (Vote for 1)

1791 ballots (0 over voted, 125 blank voted), 2208 registered voters, turnout 81.11%

Carl Wilson	1272	76.35%
Tom Johnson	392	23.53%
Write-in	2	0.12%
Total	1666	100.00%

Judge of the Supreme Court, Position 6 (Vote for 1)

1791 ballots (0 over voted, 785 blank voted), 2208 registered voters, turnout 81.11%

Lynn R Nakamoto	993	98.71%
Write-in	13	1.29%
Total	1006	100.00%

Judge of the Court of Appeals, Position 5 (Vote for 1)

1791 ballots (0 over voted, 832 blank voted), 2208 registered voters, turnout 81.11%

Scott Shorr	953	99.37%
Write-in	6	0.63%
Total	959	100.00%

Judge of the Court of Appeals, Position 8 (Vote for 1)

1791 ballots (0 over voted, 871 blank voted), 2208 registered voters, turnout 81.11%

Roger J DeHoog	912	99.13%
Write-in	8	0.87%
Total	920	100.00%

County Commissioner, Position 2 (Vote for 1)

1791 ballots (1 over voted, 313 blank voted), 2208 registered voters, turnout 81.11%

Dan DeYoung	832	56.33%
Keith Heck	642	43.47%
Write-in	3	0.20%
Total	1477	100.00%

County Commissioner, Position 3 (Vote for 1)

1791 ballots (1 over voted, 275 blank voted), 2208 registered voters, turnout 81.11%

Bill Hunker	672	44.36%
Lily Morgan	840	55.45%
Write-in	3	0.20%
Total	1515	100.00%

County Clerk & Recorder (Vote for 1)

1791 ballots (0 over voted, 422 blank voted), 2208 registered voters, turnout 81.11%

James Rafferty	417	30.46%
Trisha Myers	951	69.47%

Statement of Votes Cast by Geography
November 8, 2016 General Election
All Precincts, All Districts, All Contests
Official Results

Page: 133
2016-11-28
11:22:09

Total Ballots Cast: 45364, Registered Voters: 60464, Overall Turnout: 75.03%

Choice	Votes	Vote %
Write-in	1	0.07%
Total	1369	100.00%

County Treasurer (Vote for 1)

1791 ballots (0 over voted, 773 blank voted), 2208 registered voters, turnout 81.11%

Eva L I Arce	1011	99.31%
Write-in	7	0.69%
Total	1018	100.00%

Josephine Soil & Water Conservation District Director, Zone 1 (Vote for 1)

1791 ballots (0 over voted, 1731 blank voted), 2208 registered voters, turnout 81.11%

Write-in	60	100.00%
Total	60	100.00%

Josephine Soil & Water Conservation District Director, Zone 2 (Vote for 1)

1791 ballots (0 over voted, 1736 blank voted), 2208 registered voters, turnout 81.11%

Write-in	55	100.00%
Total	55	100.00%

Josephine Soil & Water Conservation District Director, Zone 3 (Vote for 1)

1791 ballots (0 over voted, 1741 blank voted), 2208 registered voters, turnout 81.11%

Write-in	50	100.00%
Total	50	100.00%

Josephine Soil & Water Conservation District Director, At Large 1 (Vote for 1)

1791 ballots (0 over voted, 1736 blank voted), 2208 registered voters, turnout 81.11%

Write-in	55	100.00%
Total	55	100.00%

Measure 94 (Vote for 1)

1791 ballots (0 over voted, 94 blank voted), 2208 registered voters, turnout 81.11%

Yes	479	28.23%
No	1218	71.77%
Total	1697	100.00%

Measure 95 (Vote for 1)

1791 ballots (0 over voted, 150 blank voted), 2208 registered voters, turnout 81.11%

Yes	998	60.82%
No	643	39.18%
Total	1641	100.00%

Measure 96 (Vote for 1)

1791 ballots (0 over voted, 79 blank voted), 2208 registered voters, turnout 81.11%

Yes	1414	82.59%
No	298	17.41%
Total	1712	100.00%

Measure 97 (Vote for 1)

1791 ballots (1 over voted, 51 blank voted), 2208 registered voters, turnout 81.11%

Yes	528	30.36%
No	1211	69.64%
Total	1739	100.00%

Measure 98 (Vote for 1)

1791 ballots (0 over voted, 98 blank voted), 2208 registered voters, turnout 81.11%

Yes	940	55.52%
No	753	44.48%

Statement of Votes Cast by Geography
November 8, 2016 General Election
All Precincts, All Districts, All Contests
Official Results

Page: 134
2016-11-28
11:22:09

Total Ballots Cast: 45364, Registered Voters: 60464, Overall Turnout: 75.03%

Choice	Votes	Vote %
Total	1693	100.00%

Measure 99 (Vote for 1)

1791 ballots (0 over voted, 104 blank voted), 2208 registered voters, turnout 81.11%

Yes	838	49.67%
No	849	50.33%
Total	1687	100.00%

Measure 100 (Vote for 1)

1791 ballots (0 over voted, 109 blank voted), 2208 registered voters, turnout 81.11%

Yes	1062	63.14%
No	620	36.86%
Total	1682	100.00%

Measure 17-74 Four-Year Deputies, Prosecution, Treatment and Jail Beds Tax (Vote for 1)

1791 ballots (1 over voted, 75 blank voted), 2208 registered voters, turnout 81.11%

Yes	627	36.56%
No	1088	63.44%
Total	1715	100.00%

Measure 17-75 An Ordinance Imposing a Tax on Selling Retail Recreational Marijuana (Vote for 1)

1791 ballots (0 over voted, 47 blank voted), 2208 registered voters, turnout 81.11%

Yes	1341	76.89%
No	403	23.11%
Total	1744	100.00%

Precinct 37

United States President and Vice President (Vote for 1)

1074 ballots (0 over voted, 16 blank voted), 1509 registered voters, turnout 71.17%

Trump/Pence	616	58.22%
Clinton/Kaine	342	32.33%
Stein/Baraka	31	2.93%
Johnson/Weld	42	3.97%
Write-in	27	2.55%
Total	1058	100.00%

US Senator (Vote for 1)

1074 ballots (0 over voted, 49 blank voted), 1509 registered voters, turnout 71.17%

Steven C Reynolds	41	4.00%
Ron Wyden	426	41.56%
Mark Callahan	467	45.56%
Eric Navickas	39	3.80%
Jim Lindsay	15	1.46%
Shanti S Lewallen	35	3.41%
Write-in	2	0.20%
Total	1025	100.00%

US Representative, 4th District (Vote for 1)

1074 ballots (0 over voted, 49 blank voted), 1509 registered voters, turnout 71.17%

Peter A DeFazio	412	40.20%
Art Robinson	549	53.56%
Mike Beilstein	43	4.20%
Gil Guthrie	20	1.95%
Write-in	1	0.10%
Total	1025	100.00%

Governor (Vote for 1)

1074 ballots (0 over voted, 47 blank voted), 1509 registered voters, turnout 71.17%

James Foster	36	3.51%
--------------	----	-------

Statement of Votes Cast by Geography
November 8, 2016 General Election
All Precincts, All Districts, All Contests
Official Results

Page: 135
2016-11-28
11:22:09

Total Ballots Cast: 45364, Registered Voters: 60464, Overall Turnout: 75.03%

Choice	Votes	Vote %
Kate Brown	367	35.74%
Cliff Thomason	42	4.09%
Aaron Donald Auer	58	5.65%
Bud Pierce	524	51.02%
Write-in	0	0.00%
Total	1027	100.00%

Secretary of State (Vote for 1)

1074 ballots (0 over voted, 80 blank voted), 1509 registered voters, turnout 71.17%

Sharon L Durbin	27	2.72%
Dennis Richardson	549	55.23%
Paul Damian Wells	43	4.33%
Brad Avakian	307	30.89%
Alan Zundel	33	3.32%
Michael Marsh	35	3.52%
Write-in	0	0.00%
Total	994	100.00%

State Treasurer (Vote for 1)

1074 ballots (0 over voted, 94 blank voted), 1509 registered voters, turnout 71.17%

Chris Henry	65	6.63%
Tobias Read	281	28.67%
Jeff Gudman	530	54.08%
Chris Telfer	104	10.61%
Write-in	0	0.00%
Total	980	100.00%

Attorney General (Vote for 1)

1074 ballots (0 over voted, 94 blank voted), 1509 registered voters, turnout 71.17%

Lars D H Hedbor	57	5.82%
Ellen Rosenblum	374	38.16%
Daniel Zene Crowe	549	56.02%
Write-in	0	0.00%
Total	980	100.00%

State Senator, 2nd District (Vote for 1)

1074 ballots (0 over voted, 409 blank voted), 1509 registered voters, turnout 71.17%

H Baertschiger Jr	638	95.94%
Write-in	27	4.06%
Total	665	100.00%

State Representative, 3rd District (Vote for 1)

1074 ballots (0 over voted, 126 blank voted), 1509 registered voters, turnout 71.17%

Carl Wilson	632	66.67%
Tom Johnson	314	33.12%
Write-in	2	0.21%
Total	948	100.00%

Judge of the Supreme Court, Position 6 (Vote for 1)

1074 ballots (0 over voted, 497 blank voted), 1509 registered voters, turnout 71.17%

Lynn R Nakamoto	558	96.71%
Write-in	19	3.29%
Total	577	100.00%

Judge of the Court of Appeals, Position 5 (Vote for 1)

1074 ballots (0 over voted, 557 blank voted), 1509 registered voters, turnout 71.17%

Scott Shorr	506	97.87%
Write-in	11	2.13%
Total	517	100.00%

Statement of Votes Cast by Geography
November 8, 2016 General Election
All Precincts, All Districts, All Contests
Official Results

Page: 136
2016-11-28
11:22:09

Total Ballots Cast: 45364, Registered Voters: 60464, Overall Turnout: 75.03%

Choice	Votes	Vote %
Judge of the Court of Appeals, Position 8 (Vote for 1)		
1074 ballots (0 over voted, 591 blank voted), 1509 registered voters, turnout 71.17%		
Roger J DeHoog	473	97.93%
Write-in	10	2.07%
Total	483	100.00%
County Commissioner, Position 2 (Vote for 1)		
1074 ballots (0 over voted, 290 blank voted), 1509 registered voters, turnout 71.17%		
Dan DeYoung	374	47.70%
Keith Heck	396	50.51%
Write-in	14	1.79%
Total	784	100.00%
County Commissioner, Position 3 (Vote for 1)		
1074 ballots (0 over voted, 266 blank voted), 1509 registered voters, turnout 71.17%		
Bill Hunker	366	45.30%
Lily Morgan	436	53.96%
Write-in	6	0.74%
Total	808	100.00%
County Clerk & Recorder (Vote for 1)		
1074 ballots (0 over voted, 309 blank voted), 1509 registered voters, turnout 71.17%		
James Rafferty	314	41.05%
Trisha Myers	449	58.69%
Write-in	2	0.26%
Total	765	100.00%
County Treasurer (Vote for 1)		
1074 ballots (0 over voted, 527 blank voted), 1509 registered voters, turnout 71.17%		
Eva L I Arce	542	99.09%
Write-in	5	0.91%
Total	547	100.00%
Illinois Valley Soil & Water Conservation District Director, Zone 1 (Vote for 1)		
1074 ballots (0 over voted, 931 blank voted), 1509 registered voters, turnout 71.17%		
Write-in	143	100.00%
Total	143	100.00%
Illinois Valley Soil & Water Conservation District Director, Zone 4 (Vote for 1)		
1074 ballots (0 over voted, 952 blank voted), 1509 registered voters, turnout 71.17%		
Write-in	122	100.00%
Total	122	100.00%
Illinois Valley Soil & Water Conservation District Director, Zone 5 (Vote for 1)		
1074 ballots (0 over voted, 955 blank voted), 1509 registered voters, turnout 71.17%		
Write-in	119	100.00%
Total	119	100.00%
Illinois Valley Soil & Water Conservation District Director, At Large 1 (Vote for 1)		
1074 ballots (0 over voted, 948 blank voted), 1509 registered voters, turnout 71.17%		
Write-in	126	100.00%
Total	126	100.00%
Measure 94 (Vote for 1)		
1074 ballots (0 over voted, 57 blank voted), 1509 registered voters, turnout 71.17%		
Yes	264	25.96%
No	753	74.04%

Statement of Votes Cast by Geography
November 8, 2016 General Election
All Precincts, All Districts, All Contests
Official Results

Page: 137
2016-11-28
11:22:09

Total Ballots Cast: 45364, Registered Voters: 60464, Overall Turnout: 75.03%

Choice	Votes	Vote %
Total	1017	100.00%

Measure 95 (Vote for 1)

1074 ballots (0 over voted, 101 blank voted), 1509 registered voters, turnout 71.17%

Yes	545	56.01%
No	428	43.99%
Total	973	100.00%

Measure 96 (Vote for 1)

1074 ballots (0 over voted, 47 blank voted), 1509 registered voters, turnout 71.17%

Yes	846	82.38%
No	181	17.62%
Total	1027	100.00%

Measure 97 (Vote for 1)

1074 ballots (0 over voted, 27 blank voted), 1509 registered voters, turnout 71.17%

Yes	376	35.91%
No	671	64.09%
Total	1047	100.00%

Measure 98 (Vote for 1)

1074 ballots (0 over voted, 65 blank voted), 1509 registered voters, turnout 71.17%

Yes	560	55.50%
No	449	44.50%
Total	1009	100.00%

Measure 99 (Vote for 1)

1074 ballots (0 over voted, 64 blank voted), 1509 registered voters, turnout 71.17%

Yes	536	53.07%
No	474	46.93%
Total	1010	100.00%

Measure 100 (Vote for 1)

1074 ballots (0 over voted, 74 blank voted), 1509 registered voters, turnout 71.17%

Yes	591	59.10%
No	409	40.90%
Total	1000	100.00%

Measure 17-74 Four-Year Deputies, Prosecution, Treatment and Jail Beds Tax (Vote for 1)

1074 ballots (1 over voted, 49 blank voted), 1509 registered voters, turnout 71.17%

Yes	242	23.63%
No	782	76.37%
Total	1024	100.00%

Measure 17-75 An Ordinance Imposing a Tax on Selling Retail Recreational Marijuana (Vote for 1)

1074 ballots (1 over voted, 33 blank voted), 1509 registered voters, turnout 71.17%

Yes	672	64.62%
No	368	35.38%
Total	1040	100.00%

Precinct 38

United States President and Vice President (Vote for 1)

2092 ballots (0 over voted, 31 blank voted), 2649 registered voters, turnout 78.97%

Trump/Pence	1263	61.28%
Clinton/Kaine	613	29.74%
Stein/Baraka	39	1.89%
Johnson/Weld	79	3.83%
Write-in	67	3.25%

Statement of Votes Cast by Geography
November 8, 2016 General Election
All Precincts, All Districts, All Contests
Official Results

Page: 138
2016-11-28
11:22:09

Total Ballots Cast: 45364, Registered Voters: 60464, Overall Turnout: 75.03%

Choice	Votes	Vote %
Total	2061	100.00%

US Senator (Vote for 1)

2092 ballots (0 over voted, 68 blank voted), 2649 registered voters, turnout 78.97%

Steven C Reynolds	74	3.66%
Ron Wyden	799	39.48%
Mark Callahan	1014	50.10%
Eric Navickas	62	3.06%
Jim Lindsay	26	1.28%
Shanti S Lewallen	47	2.32%
Write-in	2	0.10%
Total	2024	100.00%

US Representative, 4th District (Vote for 1)

2092 ballots (0 over voted, 94 blank voted), 2649 registered voters, turnout 78.97%

Peter A DeFazio	728	36.44%
Art Robinson	1162	58.16%
Mike Beilstein	68	3.40%
Gil Guthrie	40	2.00%
Write-in	0	0.00%
Total	1998	100.00%

Governor (Vote for 1)

2092 ballots (0 over voted, 81 blank voted), 2649 registered voters, turnout 78.97%

James Foster	44	2.19%
Kate Brown	667	33.17%
Cliff Thomason	110	5.47%
Aaron Donald Auer	48	2.39%
Bud Pierce	1141	56.74%
Write-in	1	0.05%
Total	2011	100.00%

Secretary of State (Vote for 1)

2092 ballots (0 over voted, 127 blank voted), 2649 registered voters, turnout 78.97%

Sharon L Durbin	45	2.29%
Dennis Richardson	1248	63.51%
Paul Damian Wells	84	4.27%
Brad Avakian	510	25.95%
Alan Zundel	53	2.70%
Michael Marsh	25	1.27%
Write-in	0	0.00%
Total	1965	100.00%

State Treasurer (Vote for 1)

2092 ballots (0 over voted, 170 blank voted), 2649 registered voters, turnout 78.97%

Chris Henry	82	4.27%
Tobias Read	489	25.44%
Jeff Gudman	1145	59.57%
Chris Telfer	205	10.67%
Write-in	1	0.05%
Total	1922	100.00%

Attorney General (Vote for 1)

2092 ballots (0 over voted, 171 blank voted), 2649 registered voters, turnout 78.97%

Lars D H Hedbor	68	3.54%
Ellen Rosenblum	667	34.72%
Daniel Zene Crowe	1184	61.63%
Write-in	2	0.10%
Total	1921	100.00%

Statement of Votes Cast by Geography
November 8, 2016 General Election
All Precincts, All Districts, All Contests
Official Results

Page: 139
2016-11-28
11:22:09

Total Ballots Cast: 45364, Registered Voters: 60464, Overall Turnout: 75.03%

Choice	Votes	Vote %
--------	-------	--------

State Senator, 2nd District (Vote for 1)

2092 ballots (0 over voted, 713 blank voted), 2649 registered voters, turnout 78.97%

H Baertschiger Jr	1341	97.24%
Write-in	38	2.76%
Total	1379	100.00%

State Representative, 3rd District (Vote for 1)

2092 ballots (0 over voted, 174 blank voted), 2649 registered voters, turnout 78.97%

Carl Wilson	1418	73.93%
Tom Johnson	495	25.81%
Write-in	5	0.26%
Total	1918	100.00%

Judge of the Supreme Court, Position 6 (Vote for 1)

2092 ballots (0 over voted, 913 blank voted), 2649 registered voters, turnout 78.97%

Lynn R Nakamoto	1158	98.22%
Write-in	21	1.78%
Total	1179	100.00%

Judge of the Court of Appeals, Position 5 (Vote for 1)

2092 ballots (0 over voted, 997 blank voted), 2649 registered voters, turnout 78.97%

Scott Shorr	1082	98.81%
Write-in	13	1.19%
Total	1095	100.00%

Judge of the Court of Appeals, Position 8 (Vote for 1)

2092 ballots (0 over voted, 1043 blank voted), 2649 registered voters, turnout 78.97%

Roger J DeHoog	1037	98.86%
Write-in	12	1.14%
Total	1049	100.00%

County Commissioner, Position 2 (Vote for 1)

2092 ballots (0 over voted, 453 blank voted), 2649 registered voters, turnout 78.97%

Dan DeYoung	906	55.28%
Keith Heck	722	44.05%
Write-in	11	0.67%
Total	1639	100.00%

County Commissioner, Position 3 (Vote for 1)

2092 ballots (0 over voted, 388 blank voted), 2649 registered voters, turnout 78.97%

Bill Hunker	717	42.08%
Lily Morgan	982	57.63%
Write-in	5	0.29%
Total	1704	100.00%

County Clerk & Recorder (Vote for 1)

2092 ballots (0 over voted, 581 blank voted), 2649 registered voters, turnout 78.97%

James Rafferty	463	30.64%
Trisha Myers	1044	69.09%
Write-in	4	0.26%
Total	1511	100.00%

County Treasurer (Vote for 1)

2092 ballots (0 over voted, 940 blank voted), 2649 registered voters, turnout 78.97%

Eva L I Arce	1134	98.44%
Write-in	18	1.56%
Total	1152	100.00%

Statement of Votes Cast by Geography
November 8, 2016 General Election
All Precincts, All Districts, All Contests
Official Results

Page: 140
2016-11-28
11:22:09

Total Ballots Cast: 45364, Registered Voters: 60464, Overall Turnout: 75.03%

Choice	Votes	Vote %
Josephine Soil & Water Conservation District Director, Zone 1 (Vote for 1)		
<u>2092 ballots (0 over voted, 2011 blank voted), 2649 registered voters, turnout 78.97%</u>		
Write-in	81	100.00%
Total	81	100.00%
Josephine Soil & Water Conservation District Director, Zone 2 (Vote for 1)		
<u>2092 ballots (0 over voted, 2019 blank voted), 2649 registered voters, turnout 78.97%</u>		
Write-in	73	100.00%
Total	73	100.00%
Josephine Soil & Water Conservation District Director, Zone 3 (Vote for 1)		
<u>2092 ballots (0 over voted, 2024 blank voted), 2649 registered voters, turnout 78.97%</u>		
Write-in	68	100.00%
Total	68	100.00%
Josephine Soil & Water Conservation District Director, At Large 1 (Vote for 1)		
<u>2092 ballots (0 over voted, 2017 blank voted), 2649 registered voters, turnout 78.97%</u>		
Write-in	75	100.00%
Total	75	100.00%
Measure 94 (Vote for 1)		
<u>2092 ballots (0 over voted, 125 blank voted), 2649 registered voters, turnout 78.97%</u>		
Yes	591	30.05%
No	1376	69.95%
Total	1967	100.00%
Measure 95 (Vote for 1)		
<u>2092 ballots (0 over voted, 206 blank voted), 2649 registered voters, turnout 78.97%</u>		
Yes	1124	59.60%
No	762	40.40%
Total	1886	100.00%
Measure 96 (Vote for 1)		
<u>2092 ballots (0 over voted, 90 blank voted), 2649 registered voters, turnout 78.97%</u>		
Yes	1680	83.92%
No	322	16.08%
Total	2002	100.00%
Measure 97 (Vote for 1)		
<u>2092 ballots (2 over voted, 55 blank voted), 2649 registered voters, turnout 78.97%</u>		
Yes	637	31.30%
No	1398	68.70%
Total	2035	100.00%
Measure 98 (Vote for 1)		
<u>2092 ballots (0 over voted, 102 blank voted), 2649 registered voters, turnout 78.97%</u>		
Yes	1131	56.83%
No	859	43.17%
Total	1990	100.00%
Measure 99 (Vote for 1)		
<u>2092 ballots (0 over voted, 138 blank voted), 2649 registered voters, turnout 78.97%</u>		
Yes	1077	55.12%
No	877	44.88%
Total	1954	100.00%

Statement of Votes Cast by Geography
November 8, 2016 General Election
All Precincts, All Districts, All Contests
Official Results

Page: 141
2016-11-28
11:22:09

Total Ballots Cast: 45364, Registered Voters: 60464, Overall Turnout: 75.03%

Choice	Votes	Vote %
--------	-------	--------

Measure 100 (Vote for 1)

2092 ballots (0 over voted, 144 blank voted), 2649 registered voters, turnout 78.97%

Yes	1155	59.29%
No	793	40.71%
Total	1948	100.00%

Measure 17-74 Four-Year Deputies, Prosecution, Treatment and Jail Beds Tax (Vote for 1)

2092 ballots (0 over voted, 100 blank voted), 2649 registered voters, turnout 78.97%

Yes	713	35.79%
No	1279	64.21%
Total	1992	100.00%

Measure 17-75 An Ordinance Imposing a Tax on Selling Retail Recreational Marijuana (Vote for 1)

2092 ballots (0 over voted, 65 blank voted), 2649 registered voters, turnout 78.97%

Yes	1541	76.02%
No	486	23.98%
Total	2027	100.00%

Precinct 39

United States President and Vice President (Vote for 1)

1128 ballots (0 over voted, 18 blank voted), 1359 registered voters, turnout 83.00%

Trump/Pence	733	66.04%
Clinton/Kaine	294	26.49%
Stein/Baraka	18	1.62%
Johnson/Weld	34	3.06%
Write-in	31	2.79%
Total	1110	100.00%

US Senator (Vote for 1)

1128 ballots (0 over voted, 44 blank voted), 1359 registered voters, turnout 83.00%

Steven C Reynolds	32	2.95%
Ron Wyden	391	36.07%
Mark Callahan	613	56.55%
Eric Navickas	19	1.75%
Jim Lindsay	9	0.83%
Shanti S Lewallen	18	1.66%
Write-in	2	0.18%
Total	1084	100.00%

US Representative, 4th District (Vote for 1)

1128 ballots (0 over voted, 48 blank voted), 1359 registered voters, turnout 83.00%

Peter A DeFazio	360	33.33%
Art Robinson	685	63.43%
Mike Beilstein	24	2.22%
Gil Guthrie	11	1.02%
Write-in	0	0.00%
Total	1080	100.00%

Governor (Vote for 1)

1128 ballots (1 over voted, 54 blank voted), 1359 registered voters, turnout 83.00%

James Foster	23	2.14%
Kate Brown	314	29.26%
Cliff Thomason	43	4.01%
Aaron Donald Auer	23	2.14%
Bud Pierce	668	62.26%
Write-in	2	0.19%
Total	1073	100.00%

Statement of Votes Cast by Geography
November 8, 2016 General Election
All Precincts, All Districts, All Contests
Official Results

Page: 142
2016-11-28
11:22:09

Total Ballots Cast: 45364, Registered Voters: 60464, Overall Turnout: 75.03%

Choice	Votes	Vote %
Secretary of State (Vote for 1)		
1128 ballots (0 over voted, 75 blank voted), 1359 registered voters, turnout 83.00%		
Sharon L Durbin	19	1.80%
Dennis Richardson	715	67.90%
Paul Damian Wells	28	2.66%
Brad Avakian	257	24.41%
Alan Zundel	18	1.71%
Michael Marsh	16	1.52%
Write-in	0	0.00%
Total	1053	100.00%

State Treasurer (Vote for 1)		
1128 ballots (0 over voted, 100 blank voted), 1359 registered voters, turnout 83.00%		
Chris Henry	34	3.31%
Tobias Read	239	23.25%
Jeff Gudman	675	65.66%
Chris Telfer	80	7.78%
Write-in	0	0.00%
Total	1028	100.00%

Attorney General (Vote for 1)		
1128 ballots (0 over voted, 105 blank voted), 1359 registered voters, turnout 83.00%		
Lars D H Hedbor	18	1.76%
Ellen Rosenblum	310	30.30%
Daniel Zene Crowe	694	67.84%
Write-in	1	0.10%
Total	1023	100.00%

State Senator, 1st District (Vote for 1)		
1128 ballots (0 over voted, 109 blank voted), 1359 registered voters, turnout 83.00%		
Timm Rolek	245	24.04%
Jeff Kruse	774	75.96%
Write-in	0	0.00%
Total	1019	100.00%

State Representative, 2nd District (Vote for 1)		
1128 ballots (0 over voted, 385 blank voted), 1359 registered voters, turnout 83.00%		
Dallas Heard	728	97.98%
Write-in	15	2.02%
Total	743	100.00%

Judge of the Supreme Court, Position 6 (Vote for 1)		
1128 ballots (0 over voted, 548 blank voted), 1359 registered voters, turnout 83.00%		
Lynn R Nakamoto	567	97.76%
Write-in	13	2.24%
Total	580	100.00%

Judge of the Court of Appeals, Position 5 (Vote for 1)		
1128 ballots (0 over voted, 590 blank voted), 1359 registered voters, turnout 83.00%		
Scott Shorr	527	97.96%
Write-in	11	2.04%
Total	538	100.00%

Judge of the Court of Appeals, Position 8 (Vote for 1)		
1128 ballots (0 over voted, 620 blank voted), 1359 registered voters, turnout 83.00%		
Roger J DeHoog	499	98.23%
Write-in	9	1.77%
Total	508	100.00%

Statement of Votes Cast by Geography
November 8, 2016 General Election
All Precincts, All Districts, All Contests
Official Results

Page: 143
2016-11-28
11:22:09

Total Ballots Cast: 45364, Registered Voters: 60464, Overall Turnout: 75.03%

Choice	Votes	Vote %
--------	-------	--------

County Commissioner, Position 2 (Vote for 1)

1128 ballots (1 over voted, 233 blank voted), 1359 registered voters, turnout 83.00%

Dan DeYoung	503	56.26%
Keith Heck	389	43.51%
Write-in	2	0.22%
Total	894	100.00%

County Commissioner, Position 3 (Vote for 1)

1128 ballots (1 over voted, 182 blank voted), 1359 registered voters, turnout 83.00%

Bill Hunker	431	45.61%
Lily Morgan	511	54.07%
Write-in	3	0.32%
Total	945	100.00%

County Clerk & Recorder (Vote for 1)

1128 ballots (1 over voted, 302 blank voted), 1359 registered voters, turnout 83.00%

James Rafferty	306	37.09%
Trisha Myers	518	62.79%
Write-in	1	0.12%
Total	825	100.00%

County Treasurer (Vote for 1)

1128 ballots (0 over voted, 522 blank voted), 1359 registered voters, turnout 83.00%

Eva L I Arce	600	99.01%
Write-in	6	0.99%
Total	606	100.00%

Josephine Soil & Water Conservation District Director, Zone 1 (Vote for 1)

1128 ballots (0 over voted, 1087 blank voted), 1359 registered voters, turnout 83.00%

Write-in	41	100.00%
Total	41	100.00%

Josephine Soil & Water Conservation District Director, Zone 2 (Vote for 1)

1128 ballots (0 over voted, 1095 blank voted), 1359 registered voters, turnout 83.00%

Write-in	33	100.00%
Total	33	100.00%

Josephine Soil & Water Conservation District Director, Zone 3 (Vote for 1)

1128 ballots (0 over voted, 1100 blank voted), 1359 registered voters, turnout 83.00%

Write-in	28	100.00%
Total	28	100.00%

Josephine Soil & Water Conservation District Director, At Large 1 (Vote for 1)

1128 ballots (0 over voted, 1097 blank voted), 1359 registered voters, turnout 83.00%

Write-in	31	100.00%
Total	31	100.00%

Measure 94 (Vote for 1)

1128 ballots (0 over voted, 75 blank voted), 1359 registered voters, turnout 83.00%

Yes	340	32.29%
No	713	67.71%
Total	1053	100.00%

Measure 95 (Vote for 1)

1128 ballots (0 over voted, 112 blank voted), 1359 registered voters, turnout 83.00%

Yes	637	62.70%
No	379	37.30%

Statement of Votes Cast by Geography
November 8, 2016 General Election
All Precincts, All Districts, All Contests
Official Results

Page: 144
2016-11-28
11:22:09

Total Ballots Cast: 45364, Registered Voters: 60464, Overall Turnout: 75.03%

Choice	Votes	Vote %
Total	1016	100.00%

Measure 96 (Vote for 1)

1128 ballots (1 over voted, 53 blank voted), 1359 registered voters, turnout 83.00%

Yes	887	82.59%
No	187	17.41%
Total	1074	100.00%

Measure 97 (Vote for 1)

1128 ballots (0 over voted, 21 blank voted), 1359 registered voters, turnout 83.00%

Yes	339	30.62%
No	768	69.38%
Total	1107	100.00%

Measure 98 (Vote for 1)

1128 ballots (0 over voted, 77 blank voted), 1359 registered voters, turnout 83.00%

Yes	568	54.04%
No	483	45.96%
Total	1051	100.00%

Measure 99 (Vote for 1)

1128 ballots (0 over voted, 75 blank voted), 1359 registered voters, turnout 83.00%

Yes	521	49.48%
No	532	50.52%
Total	1053	100.00%

Measure 100 (Vote for 1)

1128 ballots (0 over voted, 102 blank voted), 1359 registered voters, turnout 83.00%

Yes	611	59.55%
No	415	40.45%
Total	1026	100.00%

Measure 17-74 Four-Year Deputies, Prosecution, Treatment and Jail Beds Tax (Vote for 1)

1128 ballots (0 over voted, 51 blank voted), 1359 registered voters, turnout 83.00%

Yes	428	39.74%
No	649	60.26%
Total	1077	100.00%

Measure 17-75 An Ordinance Imposing a Tax on Selling Retail Recreational Marijuana (Vote for 1)

1128 ballots (0 over voted, 31 blank voted), 1359 registered voters, turnout 83.00%

Yes	889	81.04%
No	208	18.96%
Total	1097	100.00%

Precinct 40

United States President and Vice President (Vote for 1)

768 ballots (0 over voted, 9 blank voted), 1017 registered voters, turnout 75.52%

Trump/Pence	341	44.93%
Clinton/Kaine	316	41.63%
Stein/Baraka	59	7.77%
Johnson/Weld	13	1.71%
Write-in	30	3.95%
Total	759	100.00%

US Senator (Vote for 1)

768 ballots (0 over voted, 26 blank voted), 1017 registered voters, turnout 75.52%

Steven C Reynolds	17	2.29%
Ron Wyden	344	46.36%

Statement of Votes Cast by Geography
November 8, 2016 General Election
All Precincts, All Districts, All Contests
Official Results

Page: 145
2016-11-28
11:22:09

Total Ballots Cast: 45364, Registered Voters: 60464, Overall Turnout: 75.03%

Choice	Votes	Vote %
Mark Callahan	263	35.44%
Eric Navickas	73	9.84%
Jim Lindsay	9	1.21%
Shanti S Lewallen	36	4.85%
Write-in	0	0.00%
Total	742	100.00%

US Representative, 4th District (Vote for 1)

768 ballots (0 over voted, 35 blank voted), 1017 registered voters, turnout 75.52%

Peter A DeFazio	373	50.89%
Art Robinson	296	40.38%
Mike Beilstein	56	7.64%
Gil Guthrie	8	1.09%
Write-in	0	0.00%
Total	733	100.00%

Governor (Vote for 1)

768 ballots (0 over voted, 36 blank voted), 1017 registered voters, turnout 75.52%

James Foster	19	2.60%
Kate Brown	359	49.04%
Cliff Thomason	39	5.33%
Aaron Donald Auer	5	0.68%
Bud Pierce	310	42.35%
Write-in	0	0.00%
Total	732	100.00%

Secretary of State (Vote for 1)

768 ballots (0 over voted, 57 blank voted), 1017 registered voters, turnout 75.52%

Sharon L Durbin	15	2.11%
Dennis Richardson	323	45.43%
Paul Damian Wells	19	2.67%
Brad Avakian	290	40.79%
Alan Zundel	62	8.72%
Michael Marsh	1	0.14%
Write-in	1	0.14%
Total	711	100.00%

State Treasurer (Vote for 1)

768 ballots (0 over voted, 80 blank voted), 1017 registered voters, turnout 75.52%

Chris Henry	92	13.37%
Tobias Read	248	36.05%
Jeff Gudman	293	42.59%
Chris Telfer	55	7.99%
Write-in	0	0.00%
Total	688	100.00%

Attorney General (Vote for 1)

768 ballots (0 over voted, 76 blank voted), 1017 registered voters, turnout 75.52%

Lars D H Hedbor	30	4.34%
Ellen Rosenblum	363	52.46%
Daniel Zene Crowe	298	43.06%
Write-in	1	0.14%
Total	692	100.00%

State Senator, 2nd District (Vote for 1)

768 ballots (0 over voted, 364 blank voted), 1017 registered voters, turnout 75.52%

H Baertschiger Jr	383	94.80%
Write-in	21	5.20%
Total	404	100.00%

Statement of Votes Cast by Geography
November 8, 2016 General Election
All Precincts, All Districts, All Contests
Official Results

Page: 146
2016-11-28
11:22:09

Total Ballots Cast: 45364, Registered Voters: 60464, Overall Turnout: 75.03%

Choice	Votes	Vote %
--------	-------	--------

State Representative, 3rd District (Vote for 1)

768 ballots (0 over voted, 97 blank voted), 1017 registered voters, turnout 75.52%

Carl Wilson	368	54.84%
Tom Johnson	301	44.86%
Write-in	2	0.30%
Total	671	100.00%

Judge of the Supreme Court, Position 6 (Vote for 1)

768 ballots (0 over voted, 399 blank voted), 1017 registered voters, turnout 75.52%

Lynn R Nakamoto	362	98.10%
Write-in	7	1.90%
Total	369	100.00%

Judge of the Court of Appeals, Position 5 (Vote for 1)

768 ballots (0 over voted, 444 blank voted), 1017 registered voters, turnout 75.52%

Scott Shorr	319	98.46%
Write-in	5	1.54%
Total	324	100.00%

Judge of the Court of Appeals, Position 8 (Vote for 1)

768 ballots (0 over voted, 473 blank voted), 1017 registered voters, turnout 75.52%

Roger J DeHoog	290	98.31%
Write-in	5	1.69%
Total	295	100.00%

County Commissioner, Position 2 (Vote for 1)

768 ballots (1 over voted, 252 blank voted), 1017 registered voters, turnout 75.52%

Dan DeYoung	319	61.94%
Keith Heck	191	37.09%
Write-in	5	0.97%
Total	515	100.00%

County Commissioner, Position 3 (Vote for 1)

768 ballots (0 over voted, 235 blank voted), 1017 registered voters, turnout 75.52%

Bill Hunker	191	35.83%
Lily Morgan	340	63.79%
Write-in	2	0.38%
Total	533	100.00%

County Clerk & Recorder (Vote for 1)

768 ballots (0 over voted, 297 blank voted), 1017 registered voters, turnout 75.52%

James Rafferty	97	20.59%
Trisha Myers	373	79.19%
Write-in	1	0.21%
Total	471	100.00%

County Treasurer (Vote for 1)

768 ballots (0 over voted, 438 blank voted), 1017 registered voters, turnout 75.52%

Eva L I Arce	326	98.79%
Write-in	4	1.21%
Total	330	100.00%

Josephine Soil & Water Conservation District Director, Zone 1 (Vote for 1)

768 ballots (0 over voted, 734 blank voted), 1017 registered voters, turnout 75.52%

Write-in	34	100.00%
Total	34	100.00%

Statement of Votes Cast by Geography
November 8, 2016 General Election
All Precincts, All Districts, All Contests
Official Results

Page: 147
2016-11-28
11:22:09

Total Ballots Cast: 45364, Registered Voters: 60464, Overall Turnout: 75.03%

Choice	Votes	Vote %
Josephine Soil & Water Conservation District Director, Zone 2 (Vote for 1)		
768 ballots (0 over voted, 745 blank voted), 1017 registered voters, turnout 75.52%		
Write-in	23	100.00%
Total	23	100.00%
Josephine Soil & Water Conservation District Director, Zone 3 (Vote for 1)		
768 ballots (0 over voted, 746 blank voted), 1017 registered voters, turnout 75.52%		
Write-in	22	100.00%
Total	22	100.00%
Josephine Soil & Water Conservation District Director, At Large 1 (Vote for 1)		
768 ballots (0 over voted, 744 blank voted), 1017 registered voters, turnout 75.52%		
Write-in	24	100.00%
Total	24	100.00%
Measure 94 (Vote for 1)		
768 ballots (0 over voted, 62 blank voted), 1017 registered voters, turnout 75.52%		
Yes	225	31.87%
No	481	68.13%
Total	706	100.00%
Measure 95 (Vote for 1)		
768 ballots (0 over voted, 76 blank voted), 1017 registered voters, turnout 75.52%		
Yes	410	59.25%
No	282	40.75%
Total	692	100.00%
Measure 96 (Vote for 1)		
768 ballots (0 over voted, 39 blank voted), 1017 registered voters, turnout 75.52%		
Yes	593	81.34%
No	136	18.66%
Total	729	100.00%
Measure 97 (Vote for 1)		
768 ballots (0 over voted, 24 blank voted), 1017 registered voters, turnout 75.52%		
Yes	354	47.58%
No	390	52.42%
Total	744	100.00%
Measure 98 (Vote for 1)		
768 ballots (1 over voted, 38 blank voted), 1017 registered voters, turnout 75.52%		
Yes	468	64.20%
No	261	35.80%
Total	729	100.00%
Measure 99 (Vote for 1)		
768 ballots (0 over voted, 33 blank voted), 1017 registered voters, turnout 75.52%		
Yes	480	65.31%
No	255	34.69%
Total	735	100.00%
Measure 100 (Vote for 1)		
768 ballots (0 over voted, 45 blank voted), 1017 registered voters, turnout 75.52%		
Yes	492	68.05%
No	231	31.95%
Total	723	100.00%

Statement of Votes Cast by Geography
November 8, 2016 General Election
All Precincts, All Districts, All Contests
Official Results

Page: 148
2016-11-28
11:22:09

Total Ballots Cast: 45364, Registered Voters: 60464, Overall Turnout: 75.03%

Choice	Votes	Vote %
Measure 17-74 Four-Year Deputies, Prosecution, Treatment and Jail Beds Tax (Vote for 1)		
768 ballots (0 over voted, 56 blank voted), 1017 registered voters, turnout 75.52%		
Yes	176	24.72%
No	536	75.28%
Total	712	100.00%

Measure 17-75 An Ordinance Imposing a Tax on Selling Retail Recreational Marijuana (Vote for 1)		
768 ballots (1 over voted, 26 blank voted), 1017 registered voters, turnout 75.52%		
Yes	500	67.48%
No	241	32.52%
Total	741	100.00%

Measure 17-76 Five-year local Option Tax for General Operations (Vote for 1)		
751 ballots (0 over voted, 39 blank voted), 997 registered voters, turnout 75.33%		
Yes	341	47.89%
No	371	52.11%
Total	712	100.00%

Precinct 41

United States President and Vice President (Vote for 1)		
105 ballots (0 over voted, 3 blank voted), 139 registered voters, turnout 75.54%		
Trump/Pence	65	63.73%
Clinton/Kaine	33	32.35%
Stein/Baraka	0	0.00%
Johnson/Weld	2	1.96%
Write-in	2	1.96%
Total	102	100.00%

US Senator (Vote for 1)		
105 ballots (0 over voted, 5 blank voted), 139 registered voters, turnout 75.54%		
Steven C Reynolds	2	2.00%
Ron Wyden	47	47.00%
Mark Callahan	46	46.00%
Eric Navickas	1	1.00%
Jim Lindsay	2	2.00%
Shanti S Lewallen	2	2.00%
Write-in	0	0.00%
Total	100	100.00%

US Representative, 4th District (Vote for 1)		
105 ballots (0 over voted, 5 blank voted), 139 registered voters, turnout 75.54%		
Peter A DeFazio	38	38.00%
Art Robinson	56	56.00%
Mike Beilstein	5	5.00%
Gil Guthrie	1	1.00%
Write-in	0	0.00%
Total	100	100.00%

Governor (Vote for 1)		
105 ballots (0 over voted, 5 blank voted), 139 registered voters, turnout 75.54%		
James Foster	2	2.00%
Kate Brown	39	39.00%
Cliff Thomason	4	4.00%
Aaron Donald Auer	2	2.00%
Bud Pierce	53	53.00%
Write-in	0	0.00%
Total	100	100.00%

Statement of Votes Cast by Geography
November 8, 2016 General Election
All Precincts, All Districts, All Contests
Official Results

Page: 149
2016-11-28
11:22:09

Total Ballots Cast: 45364, Registered Voters: 60464, Overall Turnout: 75.03%

Choice	Votes	Vote %
Secretary of State (Vote for 1)		
105 ballots (0 over voted, 6 blank voted), 139 registered voters, turnout 75.54%		
Sharon L Durbin	2	2.02%
Dennis Richardson	61	61.62%
Paul Damian Wells	4	4.04%
Brad Avakian	30	30.30%
Alan Zundel	1	1.01%
Michael Marsh	1	1.01%
Write-in	0	0.00%
Total	99	100.00%

State Treasurer (Vote for 1)		
105 ballots (0 over voted, 8 blank voted), 139 registered voters, turnout 75.54%		
Chris Henry	6	6.19%
Tobias Read	21	21.65%
Jeff Gudman	59	60.82%
Chris Telfer	11	11.34%
Write-in	0	0.00%
Total	97	100.00%

Attorney General (Vote for 1)		
105 ballots (0 over voted, 8 blank voted), 139 registered voters, turnout 75.54%		
Lars D H Hedbor	6	6.19%
Ellen Rosenblum	37	38.14%
Daniel Zene Crowe	54	55.67%
Write-in	0	0.00%
Total	97	100.00%

State Senator, 1st District (Vote for 1)		
105 ballots (0 over voted, 9 blank voted), 139 registered voters, turnout 75.54%		
Timm Rolek	27	28.12%
Jeff Kruse	69	71.88%
Write-in	0	0.00%
Total	96	100.00%

State Representative, 2nd District (Vote for 1)		
105 ballots (0 over voted, 31 blank voted), 139 registered voters, turnout 75.54%		
Dallas Heard	73	98.65%
Write-in	1	1.35%
Total	74	100.00%

Judge of the Supreme Court, Position 6 (Vote for 1)		
105 ballots (0 over voted, 41 blank voted), 139 registered voters, turnout 75.54%		
Lynn R Nakamoto	63	98.44%
Write-in	1	1.56%
Total	64	100.00%

Judge of the Court of Appeals, Position 5 (Vote for 1)		
105 ballots (0 over voted, 46 blank voted), 139 registered voters, turnout 75.54%		
Scott Shorr	59	100.00%
Write-in	0	0.00%
Total	59	100.00%

Judge of the Court of Appeals, Position 8 (Vote for 1)		
105 ballots (0 over voted, 53 blank voted), 139 registered voters, turnout 75.54%		
Roger J DeHoog	52	100.00%
Write-in	0	0.00%
Total	52	100.00%

Statement of Votes Cast by Geography
November 8, 2016 General Election
All Precincts, All Districts, All Contests
Official Results

Page: 150
2016-11-28
11:22:09

Total Ballots Cast: 45364, Registered Voters: 60464, Overall Turnout: 75.03%

Choice	Votes	Vote %
--------	-------	--------

County Commissioner, Position 2 (Vote for 1)

105 ballots (0 over voted, 10 blank voted), 139 registered voters, turnout 75.54%

Dan DeYoung	54	56.84%
Keith Heck	41	43.16%
Write-in	0	0.00%
Total	95	100.00%

County Commissioner, Position 3 (Vote for 1)

105 ballots (0 over voted, 14 blank voted), 139 registered voters, turnout 75.54%

Bill Hunker	42	46.15%
Lily Morgan	49	53.85%
Write-in	0	0.00%
Total	91	100.00%

County Clerk & Recorder (Vote for 1)

105 ballots (2 over voted, 16 blank voted), 139 registered voters, turnout 75.54%

James Rafferty	25	28.74%
Trisha Myers	62	71.26%
Write-in	0	0.00%
Total	87	100.00%

County Treasurer (Vote for 1)

105 ballots (0 over voted, 42 blank voted), 139 registered voters, turnout 75.54%

Eva L I Arce	63	100.00%
Write-in	0	0.00%
Total	63	100.00%

Josephine Soil & Water Conservation District Director, Zone 1 (Vote for 1)

105 ballots (0 over voted, 103 blank voted), 139 registered voters, turnout 75.54%

Write-in	2	100.00%
Total	2	100.00%

Josephine Soil & Water Conservation District Director, Zone 2 (Vote for 1)

105 ballots (0 over voted, 102 blank voted), 139 registered voters, turnout 75.54%

Write-in	3	100.00%
Total	3	100.00%

Josephine Soil & Water Conservation District Director, Zone 3 (Vote for 1)

105 ballots (0 over voted, 103 blank voted), 139 registered voters, turnout 75.54%

Write-in	2	100.00%
Total	2	100.00%

Josephine Soil & Water Conservation District Director, At Large 1 (Vote for 1)

105 ballots (0 over voted, 103 blank voted), 139 registered voters, turnout 75.54%

Write-in	2	100.00%
Total	2	100.00%

Measure 94 (Vote for 1)

105 ballots (0 over voted, 7 blank voted), 139 registered voters, turnout 75.54%

Yes	25	25.51%
No	73	74.49%
Total	98	100.00%

Measure 95 (Vote for 1)

105 ballots (0 over voted, 10 blank voted), 139 registered voters, turnout 75.54%

Yes	53	55.79%
No	42	44.21%

Statement of Votes Cast by Geography
November 8, 2016 General Election
All Precincts, All Districts, All Contests
Official Results

Page: 151
2016-11-28
11:22:09

Total Ballots Cast: 45364, Registered Voters: 60464, Overall Turnout: 75.03%

Choice	Votes	Vote %
Total	95	100.00%

Measure 96 (Vote for 1)

105 ballots (0 over voted, 7 blank voted), 139 registered voters, turnout 75.54%

Yes	82	83.67%
No	16	16.33%
Total	98	100.00%

Measure 97 (Vote for 1)

105 ballots (0 over voted, 1 blank voted), 139 registered voters, turnout 75.54%

Yes	29	27.88%
No	75	72.12%
Total	104	100.00%

Measure 98 (Vote for 1)

105 ballots (1 over voted, 6 blank voted), 139 registered voters, turnout 75.54%

Yes	49	50.00%
No	49	50.00%
Total	98	100.00%

Measure 99 (Vote for 1)

105 ballots (2 over voted, 9 blank voted), 139 registered voters, turnout 75.54%

Yes	54	57.45%
No	40	42.55%
Total	94	100.00%

Measure 100 (Vote for 1)

105 ballots (2 over voted, 7 blank voted), 139 registered voters, turnout 75.54%

Yes	50	52.08%
No	46	47.92%
Total	96	100.00%

Measure 17-74 Four-Year Deputies, Prosecution, Treatment and Jail Beds Tax (Vote for 1)

105 ballots (0 over voted, 6 blank voted), 139 registered voters, turnout 75.54%

Yes	31	31.31%
No	68	68.69%
Total	99	100.00%

Measure 17-75 An Ordinance Imposing a Tax on Selling Retail Recreational Marijuana (Vote for 1)

105 ballots (0 over voted, 6 blank voted), 139 registered voters, turnout 75.54%

Yes	81	81.82%
No	18	18.18%
Total	99	100.00%

Precinct 42

United States President and Vice President (Vote for 1)

1456 ballots (0 over voted, 19 blank voted), 1944 registered voters, turnout 74.90%

Trump/Pence	984	68.48%
Clinton/Kaine	345	24.01%
Stein/Baraka	23	1.60%
Johnson/Weld	42	2.92%
Write-in	43	2.99%
Total	1437	100.00%

US Senator (Vote for 1)

1456 ballots (0 over voted, 43 blank voted), 1944 registered voters, turnout 74.90%

Steven C Reynolds	62	4.39%
Ron Wyden	536	37.93%

Statement of Votes Cast by Geography
November 8, 2016 General Election
All Precincts, All Districts, All Contests
Official Results

Page: 152
2016-11-28
11:22:09

Total Ballots Cast: 45364, Registered Voters: 60464, Overall Turnout: 75.03%

Choice	Votes	Vote %
Mark Callahan	751	53.15%
Eric Navickas	22	1.56%
Jim Lindsay	16	1.13%
Shanti S Lewallen	25	1.77%
Write-in	1	0.07%
Total	1413	100.00%

US Representative, 4th District (Vote for 1)

1456 ballots (0 over voted, 43 blank voted), 1944 registered voters, turnout 74.90%

Peter A DeFazio	491	34.75%
Art Robinson	855	60.51%
Mike Beilstein	38	2.69%
Gil Guthrie	23	1.63%
Write-in	6	0.42%
Total	1413	100.00%

Governor (Vote for 1)

1456 ballots (0 over voted, 61 blank voted), 1944 registered voters, turnout 74.90%

James Foster	35	2.51%
Kate Brown	395	28.32%
Cliff Thomason	67	4.80%
Aaron Donald Auer	41	2.94%
Bud Pierce	855	61.29%
Write-in	2	0.14%
Total	1395	100.00%

Secretary of State (Vote for 1)

1456 ballots (0 over voted, 82 blank voted), 1944 registered voters, turnout 74.90%

Sharon L Durbin	31	2.26%
Dennis Richardson	928	67.54%
Paul Damian Wells	50	3.64%
Brad Avakian	323	23.51%
Alan Zundel	22	1.60%
Michael Marsh	19	1.38%
Write-in	1	0.07%
Total	1374	100.00%

State Treasurer (Vote for 1)

1456 ballots (0 over voted, 108 blank voted), 1944 registered voters, turnout 74.90%

Chris Henry	69	5.12%
Tobias Read	322	23.89%
Jeff Gudman	837	62.09%
Chris Telfer	117	8.68%
Write-in	3	0.22%
Total	1348	100.00%

Attorney General (Vote for 1)

1456 ballots (0 over voted, 113 blank voted), 1944 registered voters, turnout 74.90%

Lars D H Hedbor	39	2.90%
Ellen Rosenblum	423	31.50%
Daniel Zene Crowe	879	65.45%
Write-in	2	0.15%
Total	1343	100.00%

State Senator, 1st District (Vote for 1)

1456 ballots (0 over voted, 129 blank voted), 1944 registered voters, turnout 74.90%

Timm Rolek	329	24.79%
Jeff Kruse	996	75.06%
Write-in	2	0.15%
Total	1327	100.00%

Statement of Votes Cast by Geography
November 8, 2016 General Election
All Precincts, All Districts, All Contests
Official Results

Page: 153
2016-11-28
11:22:09

Total Ballots Cast: 45364, Registered Voters: 60464, Overall Turnout: 75.03%

Choice	Votes	Vote %
--------	-------	--------

State Representative, 2nd District (Vote for 1)

1456 ballots (0 over voted, 457 blank voted), 1944 registered voters, turnout 74.90%

Dallas Heard	974	97.50%
Write-in	25	2.50%
Total	999	100.00%

Judge of the Supreme Court, Position 6 (Vote for 1)

1456 ballots (0 over voted, 623 blank voted), 1944 registered voters, turnout 74.90%

Lynn R Nakamoto	818	98.20%
Write-in	15	1.80%
Total	833	100.00%

Judge of the Court of Appeals, Position 5 (Vote for 1)

1456 ballots (1 over voted, 662 blank voted), 1944 registered voters, turnout 74.90%

Scott Shorr	787	99.24%
Write-in	6	0.76%
Total	793	100.00%

Judge of the Court of Appeals, Position 8 (Vote for 1)

1456 ballots (0 over voted, 696 blank voted), 1944 registered voters, turnout 74.90%

Roger J DeHoog	751	98.82%
Write-in	9	1.18%
Total	760	100.00%

County Commissioner, Position 2 (Vote for 1)

1456 ballots (0 over voted, 309 blank voted), 1944 registered voters, turnout 74.90%

Dan DeYoung	647	56.41%
Keith Heck	492	42.89%
Write-in	8	0.70%
Total	1147	100.00%

County Commissioner, Position 3 (Vote for 1)

1456 ballots (0 over voted, 294 blank voted), 1944 registered voters, turnout 74.90%

Bill Hunker	554	47.68%
Lily Morgan	601	51.72%
Write-in	7	0.60%
Total	1162	100.00%

County Clerk & Recorder (Vote for 1)

1456 ballots (0 over voted, 394 blank voted), 1944 registered voters, turnout 74.90%

James Rafferty	355	33.43%
Trisha Myers	700	65.91%
Write-in	7	0.66%
Total	1062	100.00%

County Treasurer (Vote for 1)

1456 ballots (0 over voted, 622 blank voted), 1944 registered voters, turnout 74.90%

Eva L I Arce	826	99.04%
Write-in	8	0.96%
Total	834	100.00%

Josephine Soil & Water Conservation District Director, Zone 1 (Vote for 1)

1456 ballots (0 over voted, 1398 blank voted), 1944 registered voters, turnout 74.90%

Write-in	58	100.00%
Total	58	100.00%

Statement of Votes Cast by Geography
November 8, 2016 General Election
All Precincts, All Districts, All Contests
Official Results

Page: 154
2016-11-28
11:22:09

Total Ballots Cast: 45364, Registered Voters: 60464, Overall Turnout: 75.03%

Choice	Votes	Vote %
Josephine Soil & Water Conservation District Director, Zone 2 (Vote for 1)		
1456 ballots (0 over voted, 1402 blank voted), 1944 registered voters, turnout 74.90%		
Write-in	54	100.00%
Total	54	100.00%
Josephine Soil & Water Conservation District Director, Zone 3 (Vote for 1)		
1456 ballots (0 over voted, 1404 blank voted), 1944 registered voters, turnout 74.90%		
Write-in	52	100.00%
Total	52	100.00%
Josephine Soil & Water Conservation District Director, At Large 1 (Vote for 1)		
1456 ballots (0 over voted, 1402 blank voted), 1944 registered voters, turnout 74.90%		
Write-in	54	100.00%
Total	54	100.00%
Measure 94 (Vote for 1)		
1456 ballots (0 over voted, 61 blank voted), 1944 registered voters, turnout 74.90%		
Yes	404	28.96%
No	991	71.04%
Total	1395	100.00%
Measure 95 (Vote for 1)		
1456 ballots (0 over voted, 114 blank voted), 1944 registered voters, turnout 74.90%		
Yes	844	62.89%
No	498	37.11%
Total	1342	100.00%
Measure 96 (Vote for 1)		
1456 ballots (0 over voted, 49 blank voted), 1944 registered voters, turnout 74.90%		
Yes	1196	85.00%
No	211	15.00%
Total	1407	100.00%
Measure 97 (Vote for 1)		
1456 ballots (0 over voted, 29 blank voted), 1944 registered voters, turnout 74.90%		
Yes	424	29.71%
No	1003	70.29%
Total	1427	100.00%
Measure 98 (Vote for 1)		
1456 ballots (0 over voted, 75 blank voted), 1944 registered voters, turnout 74.90%		
Yes	739	53.51%
No	642	46.49%
Total	1381	100.00%
Measure 99 (Vote for 1)		
1456 ballots (0 over voted, 71 blank voted), 1944 registered voters, turnout 74.90%		
Yes	763	55.09%
No	622	44.91%
Total	1385	100.00%
Measure 100 (Vote for 1)		
1456 ballots (0 over voted, 95 blank voted), 1944 registered voters, turnout 74.90%		
Yes	816	59.96%
No	545	40.04%
Total	1361	100.00%

Statement of Votes Cast by Geography
November 8, 2016 General Election
All Precincts, All Districts, All Contests
Official Results

Page: 155
2016-11-28
11:22:09

Total Ballots Cast: 45364, Registered Voters: 60464, Overall Turnout: 75.03%

Choice	Votes	Vote %
Measure 17-74 Four-Year Deputies, Prosecution, Treatment and Jail Beds Tax (Vote for 1)		
1456 ballots (0 over voted, 54 blank voted), 1944 registered voters, turnout 74.90%		
Yes	528	37.66%
No	874	62.34%
Total	1402	100.00%

Measure 17-75 An Ordinance Imposing a Tax on Selling Retail Recreational Marijuana (Vote for 1)		
1456 ballots (1 over voted, 38 blank voted), 1944 registered voters, turnout 74.90%		
Yes	1093	77.13%
No	324	22.87%
Total	1417	100.00%

Precinct 43

United States President and Vice President (Vote for 1)		
736 ballots (0 over voted, 20 blank voted), 966 registered voters, turnout 76.19%		
Trump/Pence	483	67.46%
Clinton/Kaine	176	24.58%
Stein/Baraka	9	1.26%
Johnson/Weld	33	4.61%
Write-in	15	2.09%
Total	716	100.00%

US Senator (Vote for 1)		
736 ballots (0 over voted, 24 blank voted), 966 registered voters, turnout 76.19%		
Steven C Reynolds	23	3.23%
Ron Wyden	272	38.20%
Mark Callahan	371	52.11%
Eric Navickas	11	1.54%
Jim Lindsay	11	1.54%
Shanti S Lewallen	24	3.37%
Write-in	0	0.00%
Total	712	100.00%

US Representative, 4th District (Vote for 1)		
736 ballots (0 over voted, 35 blank voted), 966 registered voters, turnout 76.19%		
Peter A DeFazio	251	35.81%
Art Robinson	419	59.77%
Mike Beilstein	12	1.71%
Gil Guthrie	18	2.57%
Write-in	1	0.14%
Total	701	100.00%

Governor (Vote for 1)		
736 ballots (0 over voted, 27 blank voted), 966 registered voters, turnout 76.19%		
James Foster	14	1.97%
Kate Brown	217	30.61%
Cliff Thomason	37	5.22%
Aaron Donald Auer	21	2.96%
Bud Pierce	420	59.24%
Write-in	0	0.00%
Total	709	100.00%

Secretary of State (Vote for 1)		
736 ballots (0 over voted, 45 blank voted), 966 registered voters, turnout 76.19%		
Sharon L Durbin	15	2.17%
Dennis Richardson	467	67.58%
Paul Damian Wells	26	3.76%
Brad Avakian	154	22.29%
Alan Zundel	13	1.88%
Michael Marsh	16	2.32%

Statement of Votes Cast by Geography
November 8, 2016 General Election
All Precincts, All Districts, All Contests
Official Results

Page: 156
2016-11-28
11:22:09

Total Ballots Cast: 45364, Registered Voters: 60464, Overall Turnout: 75.03%

Choice	Votes	Vote %
Write-in	0	0.00%
Total	691	100.00%

State Treasurer (Vote for 1)

736 ballots (0 over voted, 68 blank voted), 966 registered voters, turnout 76.19%

Chris Henry	29	4.34%
Tobias Read	157	23.50%
Jeff Gudman	419	62.72%
Chris Telfer	62	9.28%
Write-in	1	0.15%
Total	668	100.00%

Attorney General (Vote for 1)

736 ballots (0 over voted, 63 blank voted), 966 registered voters, turnout 76.19%

Lars D H Hedbor	25	3.71%
Ellen Rosenblum	215	31.95%
Daniel Zene Crowe	430	63.89%
Write-in	3	0.45%
Total	673	100.00%

State Senator, 2nd District (Vote for 1)

736 ballots (0 over voted, 228 blank voted), 966 registered voters, turnout 76.19%

H Baertschiger Jr	494	97.24%
Write-in	14	2.76%
Total	508	100.00%

State Representative, 3rd District (Vote for 1)

736 ballots (0 over voted, 75 blank voted), 966 registered voters, turnout 76.19%

Carl Wilson	520	78.67%
Tom Johnson	141	21.33%
Write-in	0	0.00%
Total	661	100.00%

Judge of the Supreme Court, Position 6 (Vote for 1)

736 ballots (0 over voted, 298 blank voted), 966 registered voters, turnout 76.19%

Lynn R Nakamoto	426	97.26%
Write-in	12	2.74%
Total	438	100.00%

Judge of the Court of Appeals, Position 5 (Vote for 1)

736 ballots (0 over voted, 326 blank voted), 966 registered voters, turnout 76.19%

Scott Shorr	401	97.80%
Write-in	9	2.20%
Total	410	100.00%

Judge of the Court of Appeals, Position 8 (Vote for 1)

736 ballots (0 over voted, 347 blank voted), 966 registered voters, turnout 76.19%

Roger J DeHoog	379	97.43%
Write-in	10	2.57%
Total	389	100.00%

County Commissioner, Position 2 (Vote for 1)

736 ballots (0 over voted, 142 blank voted), 966 registered voters, turnout 76.19%

Dan DeYoung	380	63.97%
Keith Heck	211	35.52%
Write-in	3	0.51%
Total	594	100.00%

Statement of Votes Cast by Geography
November 8, 2016 General Election
All Precincts, All Districts, All Contests
Official Results

Page: 157
2016-11-28
11:22:09

Total Ballots Cast: 45364, Registered Voters: 60464, Overall Turnout: 75.03%

Choice	Votes	Vote %
--------	-------	--------

County Commissioner, Position 3 (Vote for 1)

736 ballots (0 over voted, 118 blank voted), 966 registered voters, turnout 76.19%

Bill Hunker	265	42.88%
Lily Morgan	352	56.96%
Write-in	1	0.16%
Total	618	100.00%

County Clerk & Recorder (Vote for 1)

736 ballots (0 over voted, 165 blank voted), 966 registered voters, turnout 76.19%

James Rafferty	183	32.05%
Trisha Myers	387	67.78%
Write-in	1	0.18%
Total	571	100.00%

County Treasurer (Vote for 1)

736 ballots (0 over voted, 303 blank voted), 966 registered voters, turnout 76.19%

Eva L I Arce	427	98.61%
Write-in	6	1.39%
Total	433	100.00%

Josephine Soil & Water Conservation District Director, Zone 1 (Vote for 1)

736 ballots (0 over voted, 706 blank voted), 966 registered voters, turnout 76.19%

Write-in	30	100.00%
Total	30	100.00%

Josephine Soil & Water Conservation District Director, Zone 2 (Vote for 1)

736 ballots (0 over voted, 715 blank voted), 966 registered voters, turnout 76.19%

Write-in	21	100.00%
Total	21	100.00%

Josephine Soil & Water Conservation District Director, Zone 3 (Vote for 1)

736 ballots (0 over voted, 717 blank voted), 966 registered voters, turnout 76.19%

Write-in	19	100.00%
Total	19	100.00%

Josephine Soil & Water Conservation District Director, At Large 1 (Vote for 1)

736 ballots (0 over voted, 714 blank voted), 966 registered voters, turnout 76.19%

Write-in	22	100.00%
Total	22	100.00%

Measure 94 (Vote for 1)

736 ballots (0 over voted, 32 blank voted), 966 registered voters, turnout 76.19%

Yes	162	23.01%
No	542	76.99%
Total	704	100.00%

Measure 95 (Vote for 1)

736 ballots (0 over voted, 80 blank voted), 966 registered voters, turnout 76.19%

Yes	398	60.67%
No	258	39.33%
Total	656	100.00%

Measure 96 (Vote for 1)

736 ballots (0 over voted, 20 blank voted), 966 registered voters, turnout 76.19%

Yes	598	83.52%
No	118	16.48%
Total	716	100.00%

Statement of Votes Cast by Geography
November 8, 2016 General Election
All Precincts, All Districts, All Contests
Official Results

Page: 158
2016-11-28
11:22:09

Total Ballots Cast: 45364, Registered Voters: 60464, Overall Turnout: 75.03%

Choice	Votes	Vote %
--------	-------	--------

Measure 97 (Vote for 1)

736 ballots (0 over voted, 15 blank voted), 966 registered voters, turnout 76.19%

Yes	204	28.29%
No	517	71.71%
Total	721	100.00%

Measure 98 (Vote for 1)

736 ballots (0 over voted, 39 blank voted), 966 registered voters, turnout 76.19%

Yes	388	55.67%
No	309	44.33%
Total	697	100.00%

Measure 99 (Vote for 1)

736 ballots (0 over voted, 49 blank voted), 966 registered voters, turnout 76.19%

Yes	366	53.28%
No	321	46.72%
Total	687	100.00%

Measure 100 (Vote for 1)

736 ballots (0 over voted, 48 blank voted), 966 registered voters, turnout 76.19%

Yes	390	56.69%
No	298	43.31%
Total	688	100.00%

Measure 17-74 Four-Year Deputies, Prosecution, Treatment and Jail Beds Tax (Vote for 1)

736 ballots (0 over voted, 25 blank voted), 966 registered voters, turnout 76.19%

Yes	276	38.82%
No	435	61.18%
Total	711	100.00%

Measure 17-75 An Ordinance Imposing a Tax on Selling Retail Recreational Marijuana (Vote for 1)

736 ballots (0 over voted, 13 blank voted), 966 registered voters, turnout 76.19%

Yes	572	79.11%
No	151	20.89%
Total	723	100.00%

Precinct 44

United States President and Vice President (Vote for 1)

157 ballots (0 over voted, 2 blank voted), 209 registered voters, turnout 75.12%

Trump/Pence	77	49.68%
Clinton/Kaine	60	38.71%
Stein/Baraka	8	5.16%
Johnson/Weld	6	3.87%
Write-in	4	2.58%
Total	155	100.00%

US Senator (Vote for 1)

157 ballots (0 over voted, 6 blank voted), 209 registered voters, turnout 75.12%

Steven C Reynolds	7	4.64%
Ron Wyden	71	47.02%
Mark Callahan	60	39.74%
Eric Navickas	4	2.65%
Jim Lindsay	3	1.99%
Shanti S Lewallen	6	3.97%
Write-in	0	0.00%
Total	151	100.00%

Statement of Votes Cast by Geography
November 8, 2016 General Election
All Precincts, All Districts, All Contests
Official Results

Page: 159
2016-11-28
11:22:09

Total Ballots Cast: 45364, Registered Voters: 60464, Overall Turnout: 75.03%

Choice	Votes	Vote %
US Representative, 4th District (Vote for 1)		
157 ballots (0 over voted, 7 blank voted), 209 registered voters, turnout 75.12%		
Peter A DeFazio	65	43.33%
Art Robinson	76	50.67%
Mike Beilstein	7	4.67%
Gil Guthrie	2	1.33%
Write-in	0	0.00%
Total	150	100.00%

Governor (Vote for 1)		
157 ballots (0 over voted, 8 blank voted), 209 registered voters, turnout 75.12%		
James Foster	5	3.36%
Kate Brown	64	42.95%
Cliff Thomason	6	4.03%
Aaron Donald Auer	5	3.36%
Bud Pierce	69	46.31%
Write-in	0	0.00%
Total	149	100.00%

Secretary of State (Vote for 1)		
157 ballots (0 over voted, 9 blank voted), 209 registered voters, turnout 75.12%		
Sharon L Durbin	1	0.68%
Dennis Richardson	72	48.65%
Paul Damian Wells	8	5.41%
Brad Avakian	55	37.16%
Alan Zundel	9	6.08%
Michael Marsh	3	2.03%
Write-in	0	0.00%
Total	148	100.00%

State Treasurer (Vote for 1)		
157 ballots (0 over voted, 12 blank voted), 209 registered voters, turnout 75.12%		
Chris Henry	14	9.66%
Tobias Read	49	33.79%
Jeff Gudman	70	48.28%
Chris Telfer	12	8.28%
Write-in	0	0.00%
Total	145	100.00%

Attorney General (Vote for 1)		
157 ballots (0 over voted, 12 blank voted), 209 registered voters, turnout 75.12%		
Lars D H Hedbor	5	3.45%
Ellen Rosenblum	59	40.69%
Daniel Zene Crowe	81	55.86%
Write-in	0	0.00%
Total	145	100.00%

State Senator, 1st District (Vote for 1)		
157 ballots (0 over voted, 13 blank voted), 209 registered voters, turnout 75.12%		
Timm Rolek	51	35.42%
Jeff Kruse	93	64.58%
Write-in	0	0.00%
Total	144	100.00%

State Representative, 1st District (Vote for 1)		
157 ballots (0 over voted, 11 blank voted), 209 registered voters, turnout 75.12%		
Terry Brayer	58	39.73%
Tamie Kaufman	8	5.48%
David Brock Smith	80	54.79%
Write-in	0	0.00%

Statement of Votes Cast by Geography
November 8, 2016 General Election
All Precincts, All Districts, All Contests
Official Results

Page: 160
2016-11-28
11:22:09

Total Ballots Cast: 45364, Registered Voters: 60464, Overall Turnout: 75.03%

Choice	Votes	Vote %
Total	146	100.00%

Judge of the Supreme Court, Position 6 (Vote for 1)

157 ballots (0 over voted, 70 blank voted), 209 registered voters, turnout 75.12%

Lynn R Nakamoto	86	98.85%
Write-in	1	1.15%
Total	87	100.00%

Judge of the Court of Appeals, Position 5 (Vote for 1)

157 ballots (0 over voted, 70 blank voted), 209 registered voters, turnout 75.12%

Scott Shorr	87	100.00%
Write-in	0	0.00%
Total	87	100.00%

Judge of the Court of Appeals, Position 8 (Vote for 1)

157 ballots (0 over voted, 72 blank voted), 209 registered voters, turnout 75.12%

Roger J DeHoog	83	97.65%
Write-in	2	2.35%
Total	85	100.00%

County Commissioner, Position 2 (Vote for 1)

157 ballots (0 over voted, 42 blank voted), 209 registered voters, turnout 75.12%

Dan DeYoung	44	38.26%
Keith Heck	70	60.87%
Write-in	1	0.87%
Total	115	100.00%

County Commissioner, Position 3 (Vote for 1)

157 ballots (0 over voted, 29 blank voted), 209 registered voters, turnout 75.12%

Bill Hunker	53	41.41%
Lily Morgan	75	58.59%
Write-in	0	0.00%
Total	128	100.00%

County Clerk & Recorder (Vote for 1)

157 ballots (0 over voted, 46 blank voted), 209 registered voters, turnout 75.12%

James Rafferty	26	23.42%
Trisha Myers	85	76.58%
Write-in	0	0.00%
Total	111	100.00%

County Treasurer (Vote for 1)

157 ballots (0 over voted, 67 blank voted), 209 registered voters, turnout 75.12%

Eva L I Arce	89	98.89%
Write-in	1	1.11%
Total	90	100.00%

Josephine Soil & Water Conservation District Director, Zone 1 (Vote for 1)

102 ballots (0 over voted, 98 blank voted), 126 registered voters, turnout 80.95%

Write-in	4	100.00%
Total	4	100.00%

Josephine Soil & Water Conservation District Director, Zone 2 (Vote for 1)

102 ballots (0 over voted, 100 blank voted), 126 registered voters, turnout 80.95%

Write-in	2	100.00%
Total	2	100.00%

Statement of Votes Cast by Geography
November 8, 2016 General Election
All Precincts, All Districts, All Contests
Official Results

Page: 161
2016-11-28
11:22:09

Total Ballots Cast: 45364, Registered Voters: 60464, Overall Turnout: 75.03%

Choice	Votes	Vote %
Josephine Soil & Water Conservation District Director, Zone 3 (Vote for 1)		
102 ballots (0 over voted, 100 blank voted), 126 registered voters, turnout 80.95%		
Write-in	2	100.00%
Total	2	100.00%
Josephine Soil & Water Conservation District Director, At Large 1 (Vote for 1)		
102 ballots (0 over voted, 100 blank voted), 126 registered voters, turnout 80.95%		
Write-in	2	100.00%
Total	2	100.00%
Illinois Valley Soil & Water Conservation District Director, Zone 1 (Vote for 1)		
55 ballots (0 over voted, 48 blank voted), 83 registered voters, turnout 66.27%		
Write-in	7	100.00%
Total	7	100.00%
Illinois Valley Soil & Water Conservation District Director, Zone 4 (Vote for 1)		
55 ballots (0 over voted, 48 blank voted), 83 registered voters, turnout 66.27%		
Write-in	7	100.00%
Total	7	100.00%
Illinois Valley Soil & Water Conservation District Director, Zone 5 (Vote for 1)		
55 ballots (0 over voted, 48 blank voted), 83 registered voters, turnout 66.27%		
Write-in	7	100.00%
Total	7	100.00%
Illinois Valley Soil & Water Conservation District Director, At Large 1 (Vote for 1)		
55 ballots (0 over voted, 48 blank voted), 83 registered voters, turnout 66.27%		
Write-in	7	100.00%
Total	7	100.00%
Measure 94 (Vote for 1)		
157 ballots (0 over voted, 12 blank voted), 209 registered voters, turnout 75.12%		
Yes	36	24.83%
No	109	75.17%
Total	145	100.00%
Measure 95 (Vote for 1)		
157 ballots (0 over voted, 22 blank voted), 209 registered voters, turnout 75.12%		
Yes	85	62.96%
No	50	37.04%
Total	135	100.00%
Measure 96 (Vote for 1)		
157 ballots (0 over voted, 12 blank voted), 209 registered voters, turnout 75.12%		
Yes	118	81.38%
No	27	18.62%
Total	145	100.00%
Measure 97 (Vote for 1)		
157 ballots (1 over voted, 5 blank voted), 209 registered voters, turnout 75.12%		
Yes	60	39.74%
No	91	60.26%
Total	151	100.00%
Measure 98 (Vote for 1)		
157 ballots (0 over voted, 15 blank voted), 209 registered voters, turnout 75.12%		
Yes	76	53.52%
No	66	46.48%

Statement of Votes Cast by Geography
November 8, 2016 General Election
All Precincts, All Districts, All Contests
Official Results

Page: 162
2016-11-28
11:22:09

Total Ballots Cast: 45364, Registered Voters: 60464, Overall Turnout: 75.03%

Choice	Votes	Vote %
Total	142	100.00%

Measure 99 (Vote for 1)

157 ballots (0 over voted, 15 blank voted), 209 registered voters, turnout 75.12%

Yes	94	66.20%
No	48	33.80%
Total	142	100.00%

Measure 100 (Vote for 1)

157 ballots (0 over voted, 16 blank voted), 209 registered voters, turnout 75.12%

Yes	86	60.99%
No	55	39.01%
Total	141	100.00%

Measure 17-74 Four-Year Deputies, Prosecution, Treatment and Jail Beds Tax (Vote for 1)

157 ballots (0 over voted, 12 blank voted), 209 registered voters, turnout 75.12%

Yes	52	35.86%
No	93	64.14%
Total	145	100.00%

Measure 17-75 An Ordinance Imposing a Tax on Selling Retail Recreational Marijuana (Vote for 1)

157 ballots (0 over voted, 8 blank voted), 209 registered voters, turnout 75.12%

Yes	109	73.15%
No	40	26.85%
Total	149	100.00%

Precinct 45

United States President and Vice President (Vote for 1)

168 ballots (0 over voted, 2 blank voted), 206 registered voters, turnout 81.55%

Trump/Pence	104	62.65%
Clinton/Kaine	49	29.52%
Stein/Baraka	7	4.22%
Johnson/Weld	5	3.01%
Write-in	1	0.60%
Total	166	100.00%

US Senator (Vote for 1)

168 ballots (0 over voted, 3 blank voted), 206 registered voters, turnout 81.55%

Steven C Reynolds	3	1.82%
Ron Wyden	57	34.55%
Mark Callahan	87	52.73%
Eric Navickas	11	6.67%
Jim Lindsay	4	2.42%
Shanti S Lewallen	2	1.21%
Write-in	1	0.61%
Total	165	100.00%

US Representative, 4th District (Vote for 1)

168 ballots (0 over voted, 6 blank voted), 206 registered voters, turnout 81.55%

Peter A DeFazio	60	37.04%
Art Robinson	93	57.41%
Mike Beilstein	8	4.94%
Gil Guthrie	0	0.00%
Write-in	1	0.62%
Total	162	100.00%

Governor (Vote for 1)

168 ballots (0 over voted, 6 blank voted), 206 registered voters, turnout 81.55%

James Foster	2	1.23%
--------------	---	-------

Statement of Votes Cast by Geography
November 8, 2016 General Election
All Precincts, All Districts, All Contests
Official Results

Page: 163
2016-11-28
11:22:09

Total Ballots Cast: 45364, Registered Voters: 60464, Overall Turnout: 75.03%

Choice	Votes	Vote %
Kate Brown	51	31.48%
Cliff Thomason	14	8.64%
Aaron Donald Auer	3	1.85%
Bud Pierce	91	56.17%
Write-in	1	0.62%
Total	162	100.00%

Secretary of State (Vote for 1)

168 ballots (0 over voted, 7 blank voted), 206 registered voters, turnout 81.55%

Sharon L Durbin	0	0.00%
Dennis Richardson	103	63.98%
Paul Damian Wells	8	4.97%
Brad Avakian	43	26.71%
Alan Zundel	6	3.73%
Michael Marsh	0	0.00%
Write-in	1	0.62%
Total	161	100.00%

State Treasurer (Vote for 1)

168 ballots (0 over voted, 9 blank voted), 206 registered voters, turnout 81.55%

Chris Henry	13	8.18%
Tobias Read	42	26.42%
Jeff Gudman	91	57.23%
Chris Telfer	12	7.55%
Write-in	1	0.63%
Total	159	100.00%

Attorney General (Vote for 1)

168 ballots (0 over voted, 10 blank voted), 206 registered voters, turnout 81.55%

Lars D H Hedbor	7	4.43%
Ellen Rosenblum	56	35.44%
Daniel Zene Crowe	94	59.49%
Write-in	1	0.63%
Total	158	100.00%

State Senator, 2nd District (Vote for 1)

168 ballots (0 over voted, 63 blank voted), 206 registered voters, turnout 81.55%

H Baertschiger Jr	100	95.24%
Write-in	5	4.76%
Total	105	100.00%

State Representative, 4th District (Vote for 1)

168 ballots (0 over voted, 61 blank voted), 206 registered voters, turnout 81.55%

Duane A Stark	104	97.20%
Write-in	3	2.80%
Total	107	100.00%

Judge of the Supreme Court, Position 6 (Vote for 1)

168 ballots (0 over voted, 83 blank voted), 206 registered voters, turnout 81.55%

Lynn R Nakamoto	83	97.65%
Write-in	2	2.35%
Total	85	100.00%

Judge of the Court of Appeals, Position 5 (Vote for 1)

168 ballots (0 over voted, 85 blank voted), 206 registered voters, turnout 81.55%

Scott Shorr	81	97.59%
Write-in	2	2.41%
Total	83	100.00%

Statement of Votes Cast by Geography
November 8, 2016 General Election
All Precincts, All Districts, All Contests
Official Results

Page: 164
2016-11-28
11:22:09

Total Ballots Cast: 45364, Registered Voters: 60464, Overall Turnout: 75.03%

Choice	Votes	Vote %
Judge of the Court of Appeals, Position 8 (Vote for 1)		
168 ballots (0 over voted, 90 blank voted), 206 registered voters, turnout 81.55%		
Roger J DeHoog	77	98.72%
Write-in	1	1.28%
Total	78	100.00%
County Commissioner, Position 2 (Vote for 1)		
168 ballots (0 over voted, 40 blank voted), 206 registered voters, turnout 81.55%		
Dan DeYoung	64	50.00%
Keith Heck	63	49.22%
Write-in	1	0.78%
Total	128	100.00%
County Commissioner, Position 3 (Vote for 1)		
168 ballots (0 over voted, 27 blank voted), 206 registered voters, turnout 81.55%		
Bill Hunker	65	46.10%
Lily Morgan	76	53.90%
Write-in	0	0.00%
Total	141	100.00%
County Clerk & Recorder (Vote for 1)		
168 ballots (0 over voted, 42 blank voted), 206 registered voters, turnout 81.55%		
James Rafferty	54	42.86%
Trisha Myers	72	57.14%
Write-in	0	0.00%
Total	126	100.00%
County Treasurer (Vote for 1)		
168 ballots (0 over voted, 89 blank voted), 206 registered voters, turnout 81.55%		
Eva L I Arce	78	98.73%
Write-in	1	1.27%
Total	79	100.00%
Josephine Soil & Water Conservation District Director, Zone 1 (Vote for 1)		
168 ballots (0 over voted, 165 blank voted), 206 registered voters, turnout 81.55%		
Write-in	3	100.00%
Total	3	100.00%
Josephine Soil & Water Conservation District Director, Zone 2 (Vote for 1)		
168 ballots (0 over voted, 165 blank voted), 206 registered voters, turnout 81.55%		
Write-in	3	100.00%
Total	3	100.00%
Josephine Soil & Water Conservation District Director, Zone 3 (Vote for 1)		
168 ballots (0 over voted, 165 blank voted), 206 registered voters, turnout 81.55%		
Write-in	3	100.00%
Total	3	100.00%
Josephine Soil & Water Conservation District Director, At Large 1 (Vote for 1)		
168 ballots (0 over voted, 165 blank voted), 206 registered voters, turnout 81.55%		
Write-in	3	100.00%
Total	3	100.00%
Measure 94 (Vote for 1)		
168 ballots (0 over voted, 15 blank voted), 206 registered voters, turnout 81.55%		
Yes	51	33.33%
No	102	66.67%

Statement of Votes Cast by Geography
November 8, 2016 General Election
All Precincts, All Districts, All Contests
Official Results

Page: 165
2016-11-28
11:22:09

Total Ballots Cast: 45364, Registered Voters: 60464, Overall Turnout: 75.03%

Choice	Votes	Vote %
Total	153	100.00%

Measure 95 (Vote for 1)

168 ballots (0 over voted, 16 blank voted), 206 registered voters, turnout 81.55%

Yes	80	52.63%
No	72	47.37%
Total	152	100.00%

Measure 96 (Vote for 1)

168 ballots (0 over voted, 8 blank voted), 206 registered voters, turnout 81.55%

Yes	128	80.00%
No	32	20.00%
Total	160	100.00%

Measure 97 (Vote for 1)

168 ballots (0 over voted, 10 blank voted), 206 registered voters, turnout 81.55%

Yes	46	29.11%
No	112	70.89%
Total	158	100.00%

Measure 98 (Vote for 1)

168 ballots (0 over voted, 11 blank voted), 206 registered voters, turnout 81.55%

Yes	87	55.41%
No	70	44.59%
Total	157	100.00%

Measure 99 (Vote for 1)

168 ballots (0 over voted, 9 blank voted), 206 registered voters, turnout 81.55%

Yes	90	56.60%
No	69	43.40%
Total	159	100.00%

Measure 100 (Vote for 1)

168 ballots (0 over voted, 11 blank voted), 206 registered voters, turnout 81.55%

Yes	90	57.32%
No	67	42.68%
Total	157	100.00%

Measure 17-74 Four-Year Deputies, Prosecution, Treatment and Jail Beds Tax (Vote for 1)

168 ballots (0 over voted, 7 blank voted), 206 registered voters, turnout 81.55%

Yes	60	37.27%
No	101	62.73%
Total	161	100.00%

Measure 17-75 An Ordinance Imposing a Tax on Selling Retail Recreational Marijuana (Vote for 1)

168 ballots (0 over voted, 6 blank voted), 206 registered voters, turnout 81.55%

Yes	129	79.63%
No	33	20.37%
Total	162	100.00%

Precinct 46

United States President and Vice President (Vote for 1)

230 ballots (0 over voted, 4 blank voted), 320 registered voters, turnout 71.88%

Trump/Pence	139	61.50%
Clinton/Kaine	65	28.76%
Stein/Baraka	11	4.87%
Johnson/Weld	7	3.10%
Write-in	4	1.77%

Statement of Votes Cast by Geography
November 8, 2016 General Election
All Precincts, All Districts, All Contests
Official Results

Page: 166
2016-11-28
11:22:09

Total Ballots Cast: 45364, Registered Voters: 60464, Overall Turnout: 75.03%

Choice	Votes	Vote %
Total	226	100.00%

US Senator (Vote for 1)

230 ballots (0 over voted, 10 blank voted), 320 registered voters, turnout 71.88%

Steven C Reynolds	13	5.91%
Ron Wyden	83	37.73%
Mark Callahan	103	46.82%
Eric Navickas	14	6.36%
Jim Lindsay	4	1.82%
Shanti S Lewallen	3	1.36%
Write-in	0	0.00%
Total	220	100.00%

US Representative, 4th District (Vote for 1)

230 ballots (0 over voted, 12 blank voted), 320 registered voters, turnout 71.88%

Peter A DeFazio	77	35.32%
Art Robinson	124	56.88%
Mike Beilstein	12	5.50%
Gil Guthrie	5	2.29%
Write-in	0	0.00%
Total	218	100.00%

Governor (Vote for 1)

230 ballots (0 over voted, 7 blank voted), 320 registered voters, turnout 71.88%

James Foster	10	4.48%
Kate Brown	69	30.94%
Cliff Thomason	12	5.38%
Aaron Donald Auer	8	3.59%
Bud Pierce	123	55.16%
Write-in	1	0.45%
Total	223	100.00%

Secretary of State (Vote for 1)

230 ballots (0 over voted, 14 blank voted), 320 registered voters, turnout 71.88%

Sharon L Durbin	5	2.31%
Dennis Richardson	133	61.57%
Paul Damian Wells	10	4.63%
Brad Avakian	49	22.69%
Alan Zundel	13	6.02%
Michael Marsh	6	2.78%
Write-in	0	0.00%
Total	216	100.00%

State Treasurer (Vote for 1)

230 ballots (0 over voted, 21 blank voted), 320 registered voters, turnout 71.88%

Chris Henry	23	11.00%
Tobias Read	42	20.10%
Jeff Gudman	124	59.33%
Chris Telfer	19	9.09%
Write-in	1	0.48%
Total	209	100.00%

Attorney General (Vote for 1)

230 ballots (0 over voted, 21 blank voted), 320 registered voters, turnout 71.88%

Lars D H Hedbor	10	4.78%
Ellen Rosenblum	76	36.36%
Daniel Zene Crowe	123	58.85%
Write-in	0	0.00%
Total	209	100.00%

Statement of Votes Cast by Geography
November 8, 2016 General Election
All Precincts, All Districts, All Contests
Official Results

Page: 167
2016-11-28
11:22:09

Total Ballots Cast: 45364, Registered Voters: 60464, Overall Turnout: 75.03%

Choice	Votes	Vote %
State Senator, 2nd District (Vote for 1)		
230 ballots (0 over voted, 91 blank voted), 320 registered voters, turnout 71.88%		
H Baertschiger Jr	135	97.12%
Write-in	4	2.88%
Total	139	100.00%
State Representative, 4th District (Vote for 1)		
230 ballots (0 over voted, 88 blank voted), 320 registered voters, turnout 71.88%		
Duane A Stark	136	95.77%
Write-in	6	4.23%
Total	142	100.00%
Judge of the Supreme Court, Position 6 (Vote for 1)		
230 ballots (0 over voted, 110 blank voted), 320 registered voters, turnout 71.88%		
Lynn R Nakamoto	117	97.50%
Write-in	3	2.50%
Total	120	100.00%
Judge of the Court of Appeals, Position 5 (Vote for 1)		
230 ballots (0 over voted, 113 blank voted), 320 registered voters, turnout 71.88%		
Scott Shorr	115	98.29%
Write-in	2	1.71%
Total	117	100.00%
Judge of the Court of Appeals, Position 8 (Vote for 1)		
230 ballots (0 over voted, 124 blank voted), 320 registered voters, turnout 71.88%		
Roger J DeHoog	105	99.06%
Write-in	1	0.94%
Total	106	100.00%
County Commissioner, Position 2 (Vote for 1)		
230 ballots (0 over voted, 59 blank voted), 320 registered voters, turnout 71.88%		
Dan DeYoung	94	54.97%
Keith Heck	74	43.27%
Write-in	3	1.75%
Total	171	100.00%
County Commissioner, Position 3 (Vote for 1)		
230 ballots (0 over voted, 52 blank voted), 320 registered voters, turnout 71.88%		
Bill Hunker	96	53.93%
Lily Morgan	80	44.94%
Write-in	2	1.12%
Total	178	100.00%
County Clerk & Recorder (Vote for 1)		
230 ballots (0 over voted, 68 blank voted), 320 registered voters, turnout 71.88%		
James Rafferty	54	33.33%
Trisha Myers	107	66.05%
Write-in	1	0.62%
Total	162	100.00%
County Treasurer (Vote for 1)		
230 ballots (0 over voted, 114 blank voted), 320 registered voters, turnout 71.88%		
Eva L I Arce	115	99.14%
Write-in	1	0.86%
Total	116	100.00%

Statement of Votes Cast by Geography
November 8, 2016 General Election
All Precincts, All Districts, All Contests
Official Results

Page: 168
2016-11-28
11:22:09

Total Ballots Cast: 45364, Registered Voters: 60464, Overall Turnout: 75.03%

Choice	Votes	Vote %
Josephine Soil & Water Conservation District Director, Zone 1 (Vote for 1)		
230 ballots (0 over voted, 221 blank voted), 320 registered voters, turnout 71.88%		
Write-in	9	100.00%
Total	9	100.00%
Josephine Soil & Water Conservation District Director, Zone 2 (Vote for 1)		
230 ballots (0 over voted, 221 blank voted), 320 registered voters, turnout 71.88%		
Write-in	9	100.00%
Total	9	100.00%
Josephine Soil & Water Conservation District Director, Zone 3 (Vote for 1)		
230 ballots (0 over voted, 220 blank voted), 320 registered voters, turnout 71.88%		
Write-in	10	100.00%
Total	10	100.00%
Josephine Soil & Water Conservation District Director, At Large 1 (Vote for 1)		
230 ballots (0 over voted, 220 blank voted), 320 registered voters, turnout 71.88%		
Write-in	10	100.00%
Total	10	100.00%
Measure 94 (Vote for 1)		
230 ballots (0 over voted, 17 blank voted), 320 registered voters, turnout 71.88%		
Yes	66	30.99%
No	147	69.01%
Total	213	100.00%
Measure 95 (Vote for 1)		
230 ballots (0 over voted, 16 blank voted), 320 registered voters, turnout 71.88%		
Yes	127	59.35%
No	87	40.65%
Total	214	100.00%
Measure 96 (Vote for 1)		
230 ballots (0 over voted, 11 blank voted), 320 registered voters, turnout 71.88%		
Yes	193	88.13%
No	26	11.87%
Total	219	100.00%
Measure 97 (Vote for 1)		
230 ballots (0 over voted, 6 blank voted), 320 registered voters, turnout 71.88%		
Yes	75	33.48%
No	149	66.52%
Total	224	100.00%
Measure 98 (Vote for 1)		
230 ballots (0 over voted, 12 blank voted), 320 registered voters, turnout 71.88%		
Yes	105	48.17%
No	113	51.83%
Total	218	100.00%
Measure 99 (Vote for 1)		
230 ballots (0 over voted, 14 blank voted), 320 registered voters, turnout 71.88%		
Yes	130	60.19%
No	86	39.81%
Total	216	100.00%

Statement of Votes Cast by Geography
November 8, 2016 General Election
All Precincts, All Districts, All Contests
Official Results

Page: 169
2016-11-28
11:22:09

Total Ballots Cast: 45364, Registered Voters: 60464, Overall Turnout: 75.03%

Choice	Votes	Vote %
--------	-------	--------

Measure 100 (Vote for 1)

230 ballots (0 over voted, 10 blank voted), 320 registered voters, turnout 71.88%

Yes	124	56.36%
No	96	43.64%
Total	220	100.00%

Measure 17-74 Four-Year Deputies, Prosecution, Treatment and Jail Beds Tax (Vote for 1)

230 ballots (0 over voted, 8 blank voted), 320 registered voters, turnout 71.88%

Yes	68	30.63%
No	154	69.37%
Total	222	100.00%

Measure 17-75 An Ordinance Imposing a Tax on Selling Retail Recreational Marijuana (Vote for 1)

230 ballots (0 over voted, 9 blank voted), 320 registered voters, turnout 71.88%

Yes	157	71.04%
No	64	28.96%
Total	221	100.00%

Measure 17-76 Five-year local Option Tax for General Operations (Vote for 1)

192 ballots (0 over voted, 6 blank voted), 263 registered voters, turnout 73.00%

Yes	83	44.62%
No	103	55.38%
Total	186	100.00%

Precinct 47

United States President and Vice President (Vote for 1)

88 ballots (0 over voted, 1 blank voted), 109 registered voters, turnout 80.73%

Trump/Pence	51	58.62%
Clinton/Kaine	27	31.03%
Stein/Baraka	1	1.15%
Johnson/Weld	6	6.90%
Write-in	2	2.30%
Total	87	100.00%

US Senator (Vote for 1)

88 ballots (0 over voted, 3 blank voted), 109 registered voters, turnout 80.73%

Steven C Reynolds	2	2.35%
Ron Wyden	47	55.29%
Mark Callahan	35	41.18%
Eric Navickas	1	1.18%
Jim Lindsay	0	0.00%
Shanti S Lewallen	0	0.00%
Write-in	0	0.00%
Total	85	100.00%

US Representative, 2nd District (Vote for 1)

88 ballots (0 over voted, 3 blank voted), 109 registered voters, turnout 80.73%

Greg Walden	65	76.47%
James (Jim) Crary	19	22.35%
Write-in	1	1.18%
Total	85	100.00%

Governor (Vote for 1)

88 ballots (0 over voted, 2 blank voted), 109 registered voters, turnout 80.73%

James Foster	1	1.16%
Kate Brown	35	40.70%
Cliff Thomason	1	1.16%
Aaron Donald Auer	2	2.33%
Bud Pierce	47	54.65%

Statement of Votes Cast by Geography
November 8, 2016 General Election
All Precincts, All Districts, All Contests
Official Results

Page: 170
2016-11-28
11:22:09

Total Ballots Cast: 45364, Registered Voters: 60464, Overall Turnout: 75.03%

Choice	Votes	Vote %
Write-in	0	0.00%
Total	86	100.00%

Secretary of State (Vote for 1)

88 ballots (0 over voted, 6 blank voted), 109 registered voters, turnout 80.73%

Sharon L Durbin	1	1.22%
Dennis Richardson	54	65.85%
Paul Damian Wells	2	2.44%
Brad Avakian	21	25.61%
Alan Zundel	2	2.44%
Michael Marsh	2	2.44%
Write-in	0	0.00%
Total	82	100.00%

State Treasurer (Vote for 1)

88 ballots (0 over voted, 11 blank voted), 109 registered voters, turnout 80.73%

Chris Henry	3	3.90%
Tobias Read	23	29.87%
Jeff Gudman	48	62.34%
Chris Telfer	3	3.90%
Write-in	0	0.00%
Total	77	100.00%

Attorney General (Vote for 1)

88 ballots (0 over voted, 8 blank voted), 109 registered voters, turnout 80.73%

Lars D H Hedbor	1	1.25%
Ellen Rosenblum	37	46.25%
Daniel Zene Crowe	42	52.50%
Write-in	0	0.00%
Total	80	100.00%

State Senator, 2nd District (Vote for 1)

88 ballots (0 over voted, 31 blank voted), 109 registered voters, turnout 80.73%

H Baertschiger Jr	57	100.00%
Write-in	0	0.00%
Total	57	100.00%

State Representative, 4th District (Vote for 1)

88 ballots (0 over voted, 31 blank voted), 109 registered voters, turnout 80.73%

Duane A Stark	56	98.25%
Write-in	1	1.75%
Total	57	100.00%

Judge of the Supreme Court, Position 6 (Vote for 1)

88 ballots (0 over voted, 51 blank voted), 109 registered voters, turnout 80.73%

Lynn R Nakamoto	36	97.30%
Write-in	1	2.70%
Total	37	100.00%

Judge of the Court of Appeals, Position 5 (Vote for 1)

88 ballots (0 over voted, 51 blank voted), 109 registered voters, turnout 80.73%

Scott Shorr	36	97.30%
Write-in	1	2.70%
Total	37	100.00%

Judge of the Court of Appeals, Position 8 (Vote for 1)

88 ballots (0 over voted, 52 blank voted), 109 registered voters, turnout 80.73%

Roger J DeHoog	35	97.22%
Write-in	1	2.78%

Statement of Votes Cast by Geography
November 8, 2016 General Election
All Precincts, All Districts, All Contests
Official Results

Page: 171
2016-11-28
11:22:09

Total Ballots Cast: 45364, Registered Voters: 60464, Overall Turnout: 75.03%

Choice	Votes	Vote %
Total	36	100.00%

County Commissioner, Position 2 (Vote for 1)

88 ballots (0 over voted, 20 blank voted), 109 registered voters, turnout 80.73%

Dan DeYoung	45	66.18%
Keith Heck	23	33.82%
Write-in	0	0.00%
Total	68	100.00%

County Commissioner, Position 3 (Vote for 1)

88 ballots (0 over voted, 19 blank voted), 109 registered voters, turnout 80.73%

Bill Hunker	24	34.78%
Lily Morgan	45	65.22%
Write-in	0	0.00%
Total	69	100.00%

County Clerk & Recorder (Vote for 1)

88 ballots (0 over voted, 25 blank voted), 109 registered voters, turnout 80.73%

James Rafferty	17	26.98%
Trisha Myers	46	73.02%
Write-in	0	0.00%
Total	63	100.00%

County Treasurer (Vote for 1)

88 ballots (0 over voted, 47 blank voted), 109 registered voters, turnout 80.73%

Eva L I Arce	41	100.00%
Write-in	0	0.00%
Total	41	100.00%

City of Grants Pass Mayor (Vote for 1)

88 ballots (0 over voted, 40 blank voted), 109 registered voters, turnout 80.73%

Darin Fowler	46	95.83%
Write-in	2	4.17%
Total	48	100.00%

City of Grants Pass Council, Ward 1 (Vote for 1)

88 ballots (0 over voted, 30 blank voted), 109 registered voters, turnout 80.73%

Mary Theresa Wertz	30	51.72%
Tyler Flaming	28	48.28%
Write-in	0	0.00%
Total	58	100.00%

City of Grants Pass Council, Ward 2 (Vote for 1)

88 ballots (0 over voted, 33 blank voted), 109 registered voters, turnout 80.73%

Chris Burrow	21	38.18%
Valerie Lovelace	34	61.82%
Write-in	0	0.00%
Total	55	100.00%

City of Grants Pass Council, Ward 3 (Vote for 1)

88 ballots (0 over voted, 46 blank voted), 109 registered voters, turnout 80.73%

Dennis J Douglass	16	38.10%
Don Hartline	12	28.57%
Jason Sharp	12	28.57%
Write-in	2	4.76%
Total	42	100.00%

Statement of Votes Cast by Geography
November 8, 2016 General Election
All Precincts, All Districts, All Contests
Official Results

Page: 172
2016-11-28
11:22:09

Total Ballots Cast: 45364, Registered Voters: 60464, Overall Turnout: 75.03%

Choice	Votes	Vote %
City of Grants Pass Council, Ward 4 (2 Year Term) (Vote for 1)		
88 ballots (0 over voted, 55 blank voted), 109 registered voters, turnout 80.73%		
Jason M Anderson	33	100.00%
Write-in	0	0.00%
Total	33	100.00%
City of Grants Pass Council, Ward 4 (Vote for 1)		
88 ballots (0 over voted, 43 blank voted), 109 registered voters, turnout 80.73%		
Barry Eames	17	37.78%
Ronald F Schutz	28	62.22%
Write-in	0	0.00%
Total	45	100.00%
Josephine Soil & Water Conservation District Director, Zone 1 (Vote for 1)		
88 ballots (0 over voted, 80 blank voted), 109 registered voters, turnout 80.73%		
Write-in	8	100.00%
Total	8	100.00%
Josephine Soil & Water Conservation District Director, Zone 2 (Vote for 1)		
88 ballots (0 over voted, 83 blank voted), 109 registered voters, turnout 80.73%		
Write-in	5	100.00%
Total	5	100.00%
Josephine Soil & Water Conservation District Director, Zone 3 (Vote for 1)		
88 ballots (0 over voted, 84 blank voted), 109 registered voters, turnout 80.73%		
Write-in	4	100.00%
Total	4	100.00%
Josephine Soil & Water Conservation District Director, At Large 1 (Vote for 1)		
88 ballots (0 over voted, 84 blank voted), 109 registered voters, turnout 80.73%		
Write-in	4	100.00%
Total	4	100.00%
Measure 94 (Vote for 1)		
88 ballots (0 over voted, 6 blank voted), 109 registered voters, turnout 80.73%		
Yes	35	42.68%
No	47	57.32%
Total	82	100.00%
Measure 95 (Vote for 1)		
88 ballots (0 over voted, 9 blank voted), 109 registered voters, turnout 80.73%		
Yes	58	73.42%
No	21	26.58%
Total	79	100.00%
Measure 96 (Vote for 1)		
88 ballots (0 over voted, 1 blank voted), 109 registered voters, turnout 80.73%		
Yes	74	85.06%
No	13	14.94%
Total	87	100.00%
Measure 97 (Vote for 1)		
88 ballots (0 over voted, 3 blank voted), 109 registered voters, turnout 80.73%		
Yes	32	37.65%
No	53	62.35%
Total	85	100.00%

Statement of Votes Cast by Geography
November 8, 2016 General Election
All Precincts, All Districts, All Contests
Official Results

Page: 173
2016-11-28
11:22:09

Total Ballots Cast: 45364, Registered Voters: 60464, Overall Turnout: 75.03%

Choice	Votes	Vote %
--------	-------	--------

Measure 98 (Vote for 1)

88 ballots (0 over voted, 4 blank voted), 109 registered voters, turnout 80.73%

Yes	52	61.90%
No	32	38.10%
Total	84	100.00%

Measure 99 (Vote for 1)

88 ballots (0 over voted, 2 blank voted), 109 registered voters, turnout 80.73%

Yes	62	72.09%
No	24	27.91%
Total	86	100.00%

Measure 100 (Vote for 1)

88 ballots (0 over voted, 5 blank voted), 109 registered voters, turnout 80.73%

Yes	48	57.83%
No	35	42.17%
Total	83	100.00%

Measure 17-74 Four-Year Deputies, Prosecution, Treatment and Jail Beds Tax (Vote for 1)

88 ballots (0 over voted, 5 blank voted), 109 registered voters, turnout 80.73%

Yes	32	38.55%
No	51	61.45%
Total	83	100.00%

Measure 17-75 An Ordinance Imposing a Tax on Selling Retail Recreational Marijuana (Vote for 1)

88 ballots (0 over voted, 1 blank voted), 109 registered voters, turnout 80.73%

Yes	71	81.61%
No	16	18.39%
Total	87	100.00%

Measure 17-73 Prohibits marijuana registrants and licensees in Grants Pass (Vote for 1)

88 ballots (0 over voted, 1 blank voted), 109 registered voters, turnout 80.73%

Yes	46	52.87%
No	41	47.13%
Total	87	100.00%

All Precincts

United States President and Vice President (Vote for 1)

45364 ballots (5 over voted, 799 blank voted), 60464 registered voters, turnout 75.03%

Trump/Pence	26923	60.42%
Clinton/Kaine	13453	30.19%
Stein/Baraka	1057	2.37%
Johnson/Weld	1829	4.10%
Write-in	1298	2.91%
Total	44560	100.00%

US Senator (Vote for 1)

45364 ballots (11 over voted, 1843 blank voted), 60464 registered voters, turnout 75.03%

Steven C Reynolds	1516	3.48%
Ron Wyden	18463	42.43%
Mark Callahan	20767	47.73%
Eric Navickas	981	2.25%
Jim Lindsay	619	1.42%
Shanti S Lewallen	1119	2.57%
Write-in	45	0.10%
Total	43510	100.00%

Statement of Votes Cast by Geography
November 8, 2016 General Election
All Precincts, All Districts, All Contests
Official Results

Page: 174
2016-11-28
11:22:09

Total Ballots Cast: 45364, Registered Voters: 60464, Overall Turnout: 75.03%

Choice	Votes	Vote %
US Representative, 2nd District (Vote for 1)		
28331 ballots (4 over voted, 1483 blank voted), 37880 registered voters, turnout 74.79%		
Greg Walden	20884	77.80%
James (Jim) Crary	5856	21.81%
Write-in	104	0.39%
Total	26844	100.00%

US Representative, 4th District (Vote for 1)
17033 ballots (4 over voted, 693 blank voted), 22584 registered voters, turnout 75.42%

Peter A DeFazio	6422	39.31%
Art Robinson	8937	54.71%
Mike Beilstein	627	3.84%
Gil Guthrie	326	2.00%
Write-in	24	0.15%
Total	16336	100.00%

Governor (Vote for 1)
45364 ballots (8 over voted, 1960 blank voted), 60464 registered voters, turnout 75.03%

James Foster	1134	2.61%
Kate Brown	15139	34.89%
Cliff Thomason	2013	4.64%
Aaron Donald Auer	984	2.27%
Bud Pierce	24078	55.48%
Write-in	48	0.11%
Total	43396	100.00%

Secretary of State (Vote for 1)
45364 ballots (17 over voted, 3054 blank voted), 60464 registered voters, turnout 75.03%

Sharon L Durbin	1105	2.61%
Dennis Richardson	26337	62.27%
Paul Damian Wells	1534	3.63%
Brad Avakian	11716	27.70%
Alan Zundel	964	2.28%
Michael Marsh	600	1.42%
Write-in	37	0.09%
Total	42293	100.00%

State Treasurer (Vote for 1)
45364 ballots (4 over voted, 4175 blank voted), 60464 registered voters, turnout 75.03%

Chris Henry	2095	5.09%
Tobias Read	11161	27.10%
Jeff Gudman	24048	58.39%
Chris Telfer	3835	9.31%
Write-in	46	0.11%
Total	41185	100.00%

Attorney General (Vote for 1)
45364 ballots (4 over voted, 4151 blank voted), 60464 registered voters, turnout 75.03%

Lars D H Hedbor	1479	3.59%
Ellen Rosenblum	15048	36.52%
Daniel Zene Crowe	24625	59.76%
Write-in	57	0.14%
Total	41209	100.00%

State Senator, 1st District (Vote for 1)
5396 ballots (0 over voted, 494 blank voted), 7015 registered voters, turnout 76.92%

Timm Rolek	1361	27.76%
Jeff Kruse	3532	72.05%
Write-in	9	0.18%
Total	4902	100.00%

Statement of Votes Cast by Geography
November 8, 2016 General Election
All Precincts, All Districts, All Contests
Official Results

Page: 175
2016-11-28
11:22:09

Total Ballots Cast: 45364, Registered Voters: 60464, Overall Turnout: 75.03%

Choice	Votes	Vote %
--------	-------	--------

State Senator, 2nd District (Vote for 1)

39968 ballots (0 over voted, 13622 blank voted), 53449 registered voters, turnout 74.78%

H Baertschiger Jr	25671	97.44%
Write-in	675	2.56%
Total	26346	100.00%

State Representative, 1st District (Vote for 1)

2253 ballots (0 over voted, 208 blank voted), 2941 registered voters, turnout 76.61%

Terry Brayer	635	31.05%
Tamie Kaufman	180	8.80%
David Brock Smith	1229	60.10%
Write-in	1	0.05%
Total	2045	100.00%

State Representative, 2nd District (Vote for 1)

3143 ballots (0 over voted, 1037 blank voted), 4074 registered voters, turnout 77.15%

Dallas Heard	2055	97.58%
Write-in	51	2.42%
Total	2106	100.00%

State Representative, 3rd District (Vote for 1)

34472 ballots (14 over voted, 3588 blank voted), 46430 registered voters, turnout 74.25%

Carl Wilson	22348	72.39%
Tom Johnson	8423	27.29%
Write-in	99	0.32%
Total	30870	100.00%

State Representative, 4th District (Vote for 1)

5496 ballots (0 over voted, 1866 blank voted), 7019 registered voters, turnout 78.30%

Duane A Stark	3577	98.54%
Write-in	53	1.46%
Total	3630	100.00%

Judge of the Supreme Court, Position 6 (Vote for 1)

45364 ballots (0 over voted, 21106 blank voted), 60464 registered voters, turnout 75.03%

Lynn R Nakamoto	23877	98.43%
Write-in	381	1.57%
Total	24258	100.00%

Judge of the Court of Appeals, Position 5 (Vote for 1)

45364 ballots (1 over voted, 22095 blank voted), 60464 registered voters, turnout 75.03%

Scott Shorr	22972	98.73%
Write-in	296	1.27%
Total	23268	100.00%

Judge of the Court of Appeals, Position 8 (Vote for 1)

45364 ballots (1 over voted, 22883 blank voted), 60464 registered voters, turnout 75.03%

Roger J DeHoog	22184	98.68%
Write-in	296	1.32%
Total	22480	100.00%

County Commissioner, Position 2 (Vote for 1)

45364 ballots (9 over voted, 9956 blank voted), 60464 registered voters, turnout 75.03%

Dan DeYoung	19602	55.37%
Keith Heck	15547	43.92%
Write-in	250	0.71%
Total	35399	100.00%

Statement of Votes Cast by Geography
November 8, 2016 General Election
All Precincts, All Districts, All Contests
Official Results

Page: 176
2016-11-28
11:22:09

Total Ballots Cast: 45364, Registered Voters: 60464, Overall Turnout: 75.03%

Choice	Votes	Vote %
--------	-------	--------

County Commissioner, Position 3 (Vote for 1)

45364 ballots (3 over voted, 8729 blank voted), 60464 registered voters, turnout 75.03%

Bill Hunker	14307	39.06%
Lily Morgan	22190	60.58%
Write-in	135	0.37%
Total	36632	100.00%

County Clerk & Recorder (Vote for 1)

45364 ballots (5 over voted, 12386 blank voted), 60464 registered voters, turnout 75.03%

James Rafferty	9976	30.26%
Trisha Myers	22920	69.51%
Write-in	77	0.23%
Total	32973	100.00%

County Treasurer (Vote for 1)

45364 ballots (0 over voted, 20505 blank voted), 60464 registered voters, turnout 75.03%

Eva L I Arce	24616	99.02%
Write-in	243	0.98%
Total	24859	100.00%

City of Grants Pass Mayor (Vote for 1)

17442 ballots (0 over voted, 7246 blank voted), 24025 registered voters, turnout 72.60%

Darin Fowler	9949	97.58%
Write-in	247	2.42%
Total	10196	100.00%

City of Grants Pass Council, Ward 1 (Vote for 1)

17442 ballots (1 over voted, 5697 blank voted), 24025 registered voters, turnout 72.60%

Mary Theresa Wertz	5323	45.33%
Tyler Flaming	6378	54.31%
Write-in	43	0.37%
Total	11744	100.00%

City of Grants Pass Council, Ward 2 (Vote for 1)

17442 ballots (2 over voted, 5661 blank voted), 24025 registered voters, turnout 72.60%

Chris Burrow	4030	34.21%
Valerie Lovelace	7712	65.47%
Write-in	37	0.31%
Total	11779	100.00%

City of Grants Pass Council, Ward 3 (Vote for 1)

17442 ballots (3 over voted, 9062 blank voted), 24025 registered voters, turnout 72.60%

Dennis J Douglass	2090	24.95%
Don Hartline	2899	34.61%
Jason Sharp	3265	38.98%
Write-in	123	1.47%
Total	8377	100.00%

City of Grants Pass Council, Ward 4 (2 Year Term) (Vote for 1)

17442 ballots (0 over voted, 9194 blank voted), 24025 registered voters, turnout 72.60%

Jason M Anderson	8127	98.53%
Write-in	121	1.47%
Total	8248	100.00%

City of Grants Pass Council, Ward 4 (Vote for 1)

17442 ballots (2 over voted, 7679 blank voted), 24025 registered voters, turnout 72.60%

Barry Eames	6064	62.12%
Ronald F Schutz	3624	37.13%
Write-in	73	0.75%

Statement of Votes Cast by Geography
November 8, 2016 General Election
All Precincts, All Districts, All Contests
Official Results

Page: 177
2016-11-28
11:22:09

Total Ballots Cast: 45364, Registered Voters: 60464, Overall Turnout: 75.03%

Choice	Votes	Vote %
Total	9761	100.00%

City of Cave Junction Mayor (Vote for 1)

815 ballots (0 over voted, 103 blank voted), 1177 registered voters, turnout 69.24%

Daniel Dalegowski	443	62.22%
Donald G Moore	245	34.41%
Write-in	24	3.37%
Total	712	100.00%

City of Cave Junction Council, Position 2 (Vote for 1)

815 ballots (0 over voted, 234 blank voted), 1177 registered voters, turnout 69.24%

Lindsey B Gillette	316	54.39%
Margaret A Miller	258	44.41%
Write-in	7	1.20%
Total	581	100.00%

City of Cave Junction Council, Position 4 (Vote for 1)

815 ballots (0 over voted, 193 blank voted), 1177 registered voters, turnout 69.24%

Mark Dillinger	317	50.96%
John L Gardiner	301	48.39%
Write-in	4	0.64%
Total	622	100.00%

Josephine Soil & Water Conservation District Director, Zone 1 (Vote for 1)

40383 ballots (0 over voted, 38711 blank voted), 53331 registered voters, turnout 75.72%

Write-in	1672	100.00%
Total	1672	100.00%

Josephine Soil & Water Conservation District Director, Zone 2 (Vote for 1)

40383 ballots (0 over voted, 39025 blank voted), 53331 registered voters, turnout 75.72%

Write-in	1358	100.00%
Total	1358	100.00%

Josephine Soil & Water Conservation District Director, Zone 3 (Vote for 1)

40383 ballots (0 over voted, 39100 blank voted), 53331 registered voters, turnout 75.72%

Write-in	1283	100.00%
Total	1283	100.00%

Josephine Soil & Water Conservation District Director, At Large 1 (Vote for 1)

40383 ballots (0 over voted, 39024 blank voted), 53331 registered voters, turnout 75.72%

Write-in	1359	100.00%
Total	1359	100.00%

Illinois Valley Soil & Water Conservation District Director, Zone 1 (Vote for 1)

4981 ballots (0 over voted, 4476 blank voted), 7133 registered voters, turnout 69.83%

Write-in	505	100.00%
Total	505	100.00%

Illinois Valley Soil & Water Conservation District Director, Zone 4 (Vote for 1)

4981 ballots (0 over voted, 4536 blank voted), 7133 registered voters, turnout 69.83%

Write-in	445	100.00%
Total	445	100.00%

Illinois Valley Soil & Water Conservation District Director, Zone 5 (Vote for 1)

4981 ballots (0 over voted, 4567 blank voted), 7133 registered voters, turnout 69.83%

Write-in	414	100.00%
Total	414	100.00%

Statement of Votes Cast by Geography
November 8, 2016 General Election
All Precincts, All Districts, All Contests
Official Results

Page: 178
2016-11-28
11:22:09

Total Ballots Cast: 45364, Registered Voters: 60464, Overall Turnout: 75.03%

Choice	Votes	Vote %
Illinois Valley Soil & Water Conservation District Director, At Large 1 (Vote for 1)		
4981 ballots (0 over voted, 4497 blank voted), 7133 registered voters, turnout 69.83%		
Write-in	484	100.00%
Total	484	100.00%

Measure 94 (Vote for 1)

45364 ballots (7 over voted, 2963 blank voted), 60464 registered voters, turnout 75.03%

Yes	12636	29.81%
No	29758	70.19%
Total	42394	100.00%

Measure 95 (Vote for 1)

45364 ballots (3 over voted, 4641 blank voted), 60464 registered voters, turnout 75.03%

Yes	25611	62.90%
No	15109	37.10%
Total	40720	100.00%

Measure 96 (Vote for 1)

45364 ballots (6 over voted, 2225 blank voted), 60464 registered voters, turnout 75.03%

Yes	36031	83.53%
No	7102	16.47%
Total	43133	100.00%

Measure 97 (Vote for 1)

45364 ballots (18 over voted, 1376 blank voted), 60464 registered voters, turnout 75.03%

Yes	14786	33.63%
No	29184	66.37%
Total	43970	100.00%

Measure 98 (Vote for 1)

45364 ballots (5 over voted, 2875 blank voted), 60464 registered voters, turnout 75.03%

Yes	24710	58.16%
No	17774	41.84%
Total	42484	100.00%

Measure 99 (Vote for 1)

45364 ballots (4 over voted, 2903 blank voted), 60464 registered voters, turnout 75.03%

Yes	24433	57.55%
No	18024	42.45%
Total	42457	100.00%

Measure 100 (Vote for 1)

45364 ballots (8 over voted, 3424 blank voted), 60464 registered voters, turnout 75.03%

Yes	25765	61.44%
No	16167	38.56%
Total	41932	100.00%

Measure 17-74 Four-Year Deputies, Prosecution, Treatment and Jail Beds Tax (Vote for 1)

45364 ballots (6 over voted, 2437 blank voted), 60464 registered voters, turnout 75.03%

Yes	16765	39.06%
No	26156	60.94%
Total	42921	100.00%

Measure 17-75 An Ordinance Imposing a Tax on Selling Retail Recreational Marijuana (Vote for 1)

45364 ballots (11 over voted, 1704 blank voted), 60464 registered voters, turnout 75.03%

Yes	34050	78.01%
No	9599	21.99%

Statement of Votes Cast by Geography
November 8, 2016 General Election
All Precincts, All Districts, All Contests
Official Results

Page: 179
2016-11-28
11:22:09

Total Ballots Cast: 45364, Registered Voters: 60464, Overall Turnout: 75.03%

Choice	Votes	Vote %
Total	43649	100.00%

Measure 17-73 Prohibits marijuana registrants and licensees in Grants Pass (Vote for 1)
17442 ballots (8 over voted, 660 blank voted), 24025 registered voters, turnout 72.60%

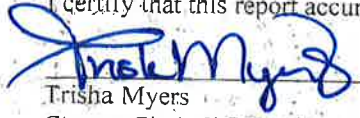
Yes	8208	48.93%
No	8566	51.07%
Total	16774	100.00%

Measure 17-76 Five-year local Option Tax for General Operations (Vote for 1)
1234 ballots (0 over voted, 64 blank voted), 1659 registered voters, turnout 74.38%

Yes	589	50.34%
No	581	49.66%
Total	1170	100.00%

State of Oregon
ABSTRACT OF VOTES

I certify that this report accurately summarizes the tally of votes cast at the November 8, 2016 General Election.


Trisha Myers
County Clerk & Recorder
Josephine County, Oregon

11/28/2016
Date

Statement of Votes Cast
November 8, 2016 General Election
Josephine County, Oregon

State of Oregon
County of Josephine
ABSTRACT OF VOTES

I certify that this report accurately summarizes the tally of write-in votes for each filed write-in candidate at the November 8, 2016, General Election.



Trisha Myers
County Clerk & Recorder
Josephine County, Oregon

11/28/2016

Date

WRITE-IN REPORT

Josephine Soil & Water Conservation District
Illinois Valley Soil & Water Conservation District

Josephine Soil & Water Conservation District, Zone 1

Precinct Numbers	1	2	3	4	5	6	7	8	9	10	11	12	13	14	15	16	17	18	19	20	21	22	23	24	25	26	27	28	29	30	31	32	33	34	35	36	37	38	39	40	41	42	43	44	45	46	47	Total
Name Precinct Totals	135	186	77	63	66	29	95	111	4	7	11	14	14	4	29	8	28	55	56	6	319	38	11	18	177	35	26	X	5	X	3	5	24	X	34	60	X	81	41	34	2	58	30	4	3	9	8	1672
Non-Filed/Misc.	133	184	77	63	65	29	93	109	4	7	11	14	14	4	27	8	26	52	55	6	100	38	11	18	38	35	2	X	5	X	3	3	20	X	27	60	X	80	41	34	2	55	27	4	3	9	8	1604
Wayne McKy	2	2	0	0	1	0	2	2	0	0	0	0	0	0	2	0	2	3	1	0	7	0	0	0	0	0	24	X	0	X	0	2	4	X	7	0	X	1	0	0	0	3	3	0	0	0	0	68

Josephine Soil & Water Conservation District, Zone 2

Precinct Numbers	1	2	3	4	5	6	7	8	9	10	11	12	13	14	15	16	17	18	19	20	21	22	23	24	25	26	27	28	29	30	31	32	33	34	35	36	37	38	39	40	41	42	43	44	45	46	47	Total
Name Precinct Totals	117	144	54	56	55	22	73	85	3	5	11	11	13	7	23	5	26	48	47	6	106	28	8	13	57	27	15	X	2	X	3	3	21	X	29	55	X	73	33	23	3	54	21	2	3	9	5	1358
Non-Filed/Misc.	115	142	54	55	54	22	70	83	3	5	11	11	13	7	21	5	24	45	46	6	78	28	8	13	32	27	15	X	2	X	3	2	17	X	27	55	X	72	33	23	3	51	18	2	3	9	5	1318
Larry Ford	2	2	0	1	1	0	3	2	0	0	0	0	0	0	2	0	2	3	1	0	7	0	0	0	0	0	0	X	0	X	0	1	4	X	2	0	X	1	0	0	0	3	3	0	0	0	0	40

Josephine Soil & Water Conservation District, Zone 3 No Write-In Candidate Filed
Josephine Soil & Water Conservation District, At Large No Write-In Candidate Filed

Illinois Valley Soil & Water Conservation District, Zone 1

Precinct Numbers	1	2	3	4	5	6	7	8	9	10	11	12	13	14	15	16	17	18	19	20	21	22	23	24	25	26	27	28	29	30	31	32	33	34	35	36	37	38	39	40	41	42	43	44	45	46	47	Total
Name Precinct Totals	X	X	X	X	X	X	X	X	X	X	X	X	X	X	X	X	X	X	X	X	X	X	X	X	X	X	X	51	X	62	213	X	X	29	X	X	143	X	X	X	X	X	X	7	X	X	X	505
Non-Filed/Misc.	X	X	X	X	X	X	X	X	X	X	X	X	X	X	X	X	X	X	X	X	X	X	X	X	X	X	X	44	X	47	125	X	X	15	X	X	104	X	X	X	X	X	X	1	X	X	X	336
Janet Walker	X	X	X	X	X	X	X	X	X	X	X	X	X	X	X	X	X	X	X	X	X	X	X	X	X	X	X	7	X	15	88	X	X	14	X	X	39	X	X	X	X	X	X	6	X	X	X	169

Illinois Valley Soil & Water Conservation District, Zone 4

Precinct Numbers	1	2	3	4	5	6	7	8	9	10	11	12	13	14	15	16	17	18	19	20	21	22	23	24	25	26	27	28	29	30	31	32	33	34	35	36	37	38	39	40	41	42	43	44	45	46	47	Total
Name Precinct Totals	X	X	X	X	X	X	X	X	X	X	X	X	X	X	X	X	X	X	X	X	X	X	X	X	X	X	X	39	X	51	199	X	X	27	X	X	122	X	X	X	X	X	X	7	X	X	X	445
Non-Filed/Misc.	X	X	X	X	X	X	X	X	X	X	X	X	X	X	X	X	X	X	X	X	X	X	X	X	X	X	X	31	X	35	109	X	X	12	X	X	85	X	X	X	X	X	X	1	X	X	X	273
Katrina Poydack	X	X	X	X	X	X	X	X	X	X	X	X	X	X	X	X	X	X	X	X	X	X	X	X	X	X	X	8	X	16	90	X	X	15	X	X	37	X	X	X	X	X	X	6	X	X	X	172

Illinois Valley Soil & Water Conservation District, Zone 5 No Write-In Candidate Filed

Illinois Valley Soil & Water Conservation District, At Large 1

Precinct Numbers	1	2	3	4	5	6	7	8	9	10	11	12	13	14	15	16	17	18	19	20	21	22	23	24	25	26	27	28	29	30	31	32	33	34	35	36	37	38	39	40	41	42	43	44	45	46	47	Total
Name Precinct Totals	0	X	X	X	X	X	X	X	X	X	X	X	X	X	X	X	X	X	X	X	X	X	X	X	X	X	X	47	X	61	212	X	X	31	X	X	126	X	X	X	X	X	X	7	X	X	X	484
Non-Filed/Misc.	X	X	X	X	X	X	X	X	X	X	X	X	X	X	X	X	X	X	X	X	X	X	X	X	X	X	X	33	X	36	115	X	X	16	X	X	88	X	X	X	X	X	X	3	X	X	X	291
Gene Merrill	X	X	X	X	X	X	X	X	X	X	X	X	X	X	X	X	X	X	X	X	X	X	X	X	X	X	X	9	X	7	12	X	X	2	X	X	2	X	X	X	X	X	X	0	X	X	X	32
Jim Gurley	X	X	X	X	X	X	X	X	X	X	X	X	X	X	X	X	X	X	X	X	X	X	X	X	X	X	X	5	X	18	85	X	X	13	X	X	36	X	X	X	X	X	X	4	X	X	X	161



Oregon

Kate Brown, Governor

Department of Agriculture

Administrative Services
635 Capitol St NE Ste 100
Salem, OR 97301-2532

October 26, 2016

RECEIVED

OCT 31 2016

JOSEPHINE
COUNTY CLERK

Trisha Myers
Josephine County Clerk
PO Box 69
Grants Pass, OR 97528-0203

Re: Josephine SWCD Write-In Candidates for the 2016 General Election

The write-in candidate(s) for district director of the Josephine Soil and Water Conservation District (SWCD) have been reviewed by our office and found to be correct to the best of our knowledge. The following candidate(s) have filed a Declaration of Intent and Request for Write-In Votes to be Tallied form. As per ORS 568.530, please count the write-in votes cast in their name for the following position(s) for the General Election:

Position	Write-In Candidate's Name
Zone 1	Wayne McKy
Zone 2	Larry Ford
Zone 3	No write-in candidate filed
At Large 1	No write-in candidate filed

Please deliver to me the applicable Abstract of Votes by November 28, 2016:

Sandi Hiatt
Oregon Dept. of Agriculture
635 Capitol Street NE
Salem, OR 97301

The Department will notify the Josephine SWCD of the election results and will prepare the certificates of election.

I certify the above information is correct.

Thank you for your assistance,

Sandi Hiatt
Grants Administrative Officer
Natural Resources Program Area
Phone: 503 986-4704

cc: Josephine SWCD





Oregon

Kate Brown, Governor

Department of Agriculture

Administrative Services
635 Capitol St NE Ste 100
Salem, OR 97301-2532

October 26, 2016

RECEIVED

OCT 31 2016

JOSEPHINE
COUNTY CLERK

Trisha Myers
Josephine County Clerk
PO Box 69
Grants Pass, OR 97528-0203

Re: Illinois Valley SWCD Write-In Candidates for the 2016 General Election

The write-in candidate(s) for district director of the Illinois Valley Soil and Water Conservation District (SWCD) have been reviewed by our office and found to be correct to the best of our knowledge. The following candidate(s) have filed a Declaration of Intent and Request for Write-In Votes to be Tallied form. As per ORS 568.530, please count the write-in votes cast in their name for the following position(s) for the General Election:

Position	Write-In Candidate's Name
Zone 1	Janet Walker
Zone 4	Katrina Poydack
Zone 5	No write-in candidate filed
At Large 1	Gene Merrill
At Large 1	Jim Gurley

Please deliver to me the applicable Abstract of Votes by November 28, 2016:

Sandi Hiatt
Oregon Dept. of Agriculture
635 Capitol Street NE
Salem, OR 97301

The Department will notify the Illinois Valley SWCD of the election results and will prepare the certificates of election.

I certify the above information is correct.

Thank you for your assistance,

Sandi Hiatt
Grants Administrative Officer
Natural Resources Program Area
Phone: 503 986-4704

cc: Illinois Valley SWCD



Statement of Votes Cast by Geography
, November 8, 2016 General Election
All Precincts, All Districts, Josephine Soil & Water Conservation District Director, Zone 2,
Josephine Soil & Water Conservation District Director, Zone 1
Official Results

Page: 1
2016-11-28
12:26:28

Total Ballots Cast: 40383, Registered Voters: 60464, Overall Turnout: 66.79%

Choice	Votes	Vote %
--------	-------	--------

Precinct 01

Josephine Soil & Water Conservation District Director, Zone 1 (Vote for 1)
3171 ballots (0 over voted, 3036 blank voted), 4218 registered voters, turnout 75.18%

Write-in	135	100.00%
Total	135	100.00%

Josephine Soil & Water Conservation District Director, Zone 2 (Vote for 1)
3171 ballots (0 over voted, 3054 blank voted), 4218 registered voters, turnout 75.18%

Write-in	117	100.00%
Total	117	100.00%

Precinct 02

Josephine Soil & Water Conservation District Director, Zone 1 (Vote for 1)
4251 ballots (0 over voted, 4065 blank voted), 5750 registered voters, turnout 73.93%

Write-in	186	100.00%
Total	186	100.00%

Josephine Soil & Water Conservation District Director, Zone 2 (Vote for 1)
4251 ballots (0 over voted, 4107 blank voted), 5750 registered voters, turnout 73.93%

Write-in	144	100.00%
Total	144	100.00%

Precinct 03

Josephine Soil & Water Conservation District Director, Zone 1 (Vote for 1)
1434 ballots (0 over voted, 1357 blank voted), 1889 registered voters, turnout 75.91%

Write-in	77	100.00%
Total	77	100.00%

Josephine Soil & Water Conservation District Director, Zone 2 (Vote for 1)
1434 ballots (0 over voted, 1380 blank voted), 1889 registered voters, turnout 75.91%

Write-in	54	100.00%
Total	54	100.00%

Precinct 04

Josephine Soil & Water Conservation District Director, Zone 1 (Vote for 1)
1234 ballots (0 over voted, 1171 blank voted), 1804 registered voters, turnout 68.40%

Write-in	63	100.00%
Total	63	100.00%

Josephine Soil & Water Conservation District Director, Zone 2 (Vote for 1)
1234 ballots (0 over voted, 1178 blank voted), 1804 registered voters, turnout 68.40%

Write-in	56	100.00%
Total	56	100.00%

Precinct 05

Josephine Soil & Water Conservation District Director, Zone 1 (Vote for 1)
1259 ballots (0 over voted, 1193 blank voted), 1842 registered voters, turnout 68.35%

Write-in	66	100.00%
Total	66	100.00%

Josephine Soil & Water Conservation District Director, Zone 2 (Vote for 1)
1259 ballots (0 over voted, 1204 blank voted), 1842 registered voters, turnout 68.35%

Write-in	55	100.00%
Total	55	100.00%

Statement of Votes Cast by Geography
, November 8, 2016 General Election
All Precincts, All Districts, Josephine Soil & Water Conservation District Director, Zone 2,
Josephine Soil & Water Conservation District Director, Zone 1
Official Results

Page: 2
2016-11-28
12:26:28

Total Ballots Cast: 40383, Registered Voters: 60464, Overall Turnout: 66.79%

Choice	Votes	Vote %
--------	-------	--------

Precinct 06

Josephine Soil & Water Conservation District Director, Zone 1 (Vote for 1)
900 ballots (0 over voted, 871 blank voted), 1180 registered voters, turnout 76.27%

Write-in	29	100.00%
Total	29	100.00%

Josephine Soil & Water Conservation District Director, Zone 2 (Vote for 1)
900 ballots (0 over voted, 878 blank voted), 1180 registered voters, turnout 76.27%

Write-in	22	100.00%
Total	22	100.00%

Precinct 07

Josephine Soil & Water Conservation District Director, Zone 1 (Vote for 1)
1929 ballots (0 over voted, 1834 blank voted), 2914 registered voters, turnout 66.20%

Write-in	95	100.00%
Total	95	100.00%

Josephine Soil & Water Conservation District Director, Zone 2 (Vote for 1)
1929 ballots (0 over voted, 1856 blank voted), 2914 registered voters, turnout 66.20%

Write-in	73	100.00%
Total	73	100.00%

Precinct 08

Josephine Soil & Water Conservation District Director, Zone 1 (Vote for 1)
2792 ballots (0 over voted, 2681 blank voted), 3857 registered voters, turnout 72.39%

Write-in	111	100.00%
Total	111	100.00%

Josephine Soil & Water Conservation District Director, Zone 2 (Vote for 1)
2792 ballots (0 over voted, 2707 blank voted), 3857 registered voters, turnout 72.39%

Write-in	85	100.00%
Total	85	100.00%

Precinct 09

Josephine Soil & Water Conservation District Director, Zone 1 (Vote for 1)
96 ballots (0 over voted, 92 blank voted), 109 registered voters, turnout 88.07%

Write-in	4	100.00%
Total	4	100.00%

Josephine Soil & Water Conservation District Director, Zone 2 (Vote for 1)
96 ballots (0 over voted, 93 blank voted), 109 registered voters, turnout 88.07%

Write-in	3	100.00%
Total	3	100.00%

Precinct 10

Josephine Soil & Water Conservation District Director, Zone 1 (Vote for 1)
160 ballots (0 over voted, 153 blank voted), 187 registered voters, turnout 85.56%

Write-in	7	100.00%
Total	7	100.00%

Josephine Soil & Water Conservation District Director, Zone 2 (Vote for 1)
160 ballots (0 over voted, 155 blank voted), 187 registered voters, turnout 85.56%

Write-in	5	100.00%
Total	5	100.00%

Statement of Votes Cast by Geography
November 8, 2016 General Election
All Precincts, All Districts, Josephine Soil & Water Conservation District Director, Zone 2,
Josephine Soil & Water Conservation District Director, Zone 1
Official Results

Page: 3
2016-11-28
12:26:28

Total Ballots Cast: 40383, Registered Voters: 60464, Overall Turnout: 66.79%

Choice	Votes	Vote %
--------	-------	--------

Precinct 11

Josephine Soil & Water Conservation District Director, Zone 1 (Vote for 1)
219 ballots (0 over voted, 208 blank voted), 289 registered voters, turnout 75.78%

Write-in	11	100.00%
Total	11	100.00%

Josephine Soil & Water Conservation District Director, Zone 2 (Vote for 1)
219 ballots (0 over voted, 208 blank voted), 289 registered voters, turnout 75.78%

Write-in	11	100.00%
Total	11	100.00%

Precinct 12

Josephine Soil & Water Conservation District Director, Zone 1 (Vote for 1)
267 ballots (0 over voted, 253 blank voted), 331 registered voters, turnout 80.66%

Write-in	14	100.00%
Total	14	100.00%

Josephine Soil & Water Conservation District Director, Zone 2 (Vote for 1)
267 ballots (0 over voted, 256 blank voted), 331 registered voters, turnout 80.66%

Write-in	11	100.00%
Total	11	100.00%

Precinct 13

Josephine Soil & Water Conservation District Director, Zone 1 (Vote for 1)
230 ballots (0 over voted, 216 blank voted), 312 registered voters, turnout 73.72%

Write-in	14	100.00%
Total	14	100.00%

Josephine Soil & Water Conservation District Director, Zone 2 (Vote for 1)
230 ballots (0 over voted, 217 blank voted), 312 registered voters, turnout 73.72%

Write-in	13	100.00%
Total	13	100.00%

Precinct 14

Josephine Soil & Water Conservation District Director, Zone 1 (Vote for 1)
110 ballots (0 over voted, 106 blank voted), 136 registered voters, turnout 80.88%

Write-in	4	100.00%
Total	4	100.00%

Josephine Soil & Water Conservation District Director, Zone 2 (Vote for 1)
110 ballots (0 over voted, 103 blank voted), 136 registered voters, turnout 80.88%

Write-in	7	100.00%
Total	7	100.00%

Precinct 15

Josephine Soil & Water Conservation District Director, Zone 1 (Vote for 1)
1049 ballots (0 over voted, 1020 blank voted), 1327 registered voters, turnout 79.05%

Write-in	29	100.00%
Total	29	100.00%

Josephine Soil & Water Conservation District Director, Zone 2 (Vote for 1)
1049 ballots (0 over voted, 1026 blank voted), 1327 registered voters, turnout 79.05%

Write-in	23	100.00%
Total	23	100.00%

Statement of Votes Cast by Geography
, November 8, 2016 General Election
All Precincts, All Districts, Josephine Soil & Water Conservation District Director, Zone 2,
Josephine Soil & Water Conservation District Director, Zone 1
Official Results

Page: 4
2016-11-28
12:26:28

Total Ballots Cast: 40383, Registered Voters: 60464, Overall Turnout: 66.79%

Choice	Votes	Vote %
--------	-------	--------

Precinct 16

Josephine Soil & Water Conservation District Director, Zone 1 (Vote for 1)
307 ballots (0 over voted, 299 blank voted), 420 registered voters, turnout 73.10%

Write-in	8	100.00%
Total	8	100.00%

Josephine Soil & Water Conservation District Director, Zone 2 (Vote for 1)
307 ballots (0 over voted, 302 blank voted), 420 registered voters, turnout 73.10%

Write-in	5	100.00%
Total	5	100.00%

Precinct 17

Josephine Soil & Water Conservation District Director, Zone 1 (Vote for 1)
1066 ballots (0 over voted, 1038 blank voted), 1291 registered voters, turnout 82.57%

Write-in	28	100.00%
Total	28	100.00%

Josephine Soil & Water Conservation District Director, Zone 2 (Vote for 1)
1066 ballots (0 over voted, 1040 blank voted), 1291 registered voters, turnout 82.57%

Write-in	26	100.00%
Total	26	100.00%

Precinct 18

Josephine Soil & Water Conservation District Director, Zone 1 (Vote for 1)
1285 ballots (0 over voted, 1230 blank voted), 1652 registered voters, turnout 77.78%

Write-in	55	100.00%
Total	55	100.00%

Josephine Soil & Water Conservation District Director, Zone 2 (Vote for 1)
1285 ballots (0 over voted, 1237 blank voted), 1652 registered voters, turnout 77.78%

Write-in	48	100.00%
Total	48	100.00%

Precinct 19

Josephine Soil & Water Conservation District Director, Zone 1 (Vote for 1)
1518 ballots (0 over voted, 1462 blank voted), 1916 registered voters, turnout 79.23%

Write-in	56	100.00%
Total	56	100.00%

Josephine Soil & Water Conservation District Director, Zone 2 (Vote for 1)
1518 ballots (0 over voted, 1471 blank voted), 1916 registered voters, turnout 79.23%

Write-in	47	100.00%
Total	47	100.00%

Precinct 20

Josephine Soil & Water Conservation District Director, Zone 1 (Vote for 1)
194 ballots (0 over voted, 188 blank voted), 281 registered voters, turnout 69.04%

Write-in	6	100.00%
Total	6	100.00%

Josephine Soil & Water Conservation District Director, Zone 2 (Vote for 1)
194 ballots (0 over voted, 188 blank voted), 281 registered voters, turnout 69.04%

Write-in	6	100.00%
Total	6	100.00%

Statement of Votes Cast by Geography
November 8, 2016 General Election
All Precincts, All Districts, Josephine Soil & Water Conservation District Director, Zone 2,
Josephine Soil & Water Conservation District Director, Zone 1
Official Results

Page: 5
2016-11-28
12:26:28

Total Ballots Cast: 40383, Registered Voters: 60464, Overall Turnout: 66.79%

Choice	Votes	Vote %
--------	-------	--------

Precinct 21

Josephine Soil & Water Conservation District Director, Zone 1 (Vote for 1)
2532 ballots (0 over voted, 2425 blank voted), 3257 registered voters, turnout 77.74%

Write-in	107	100.00%
Total	107	100.00%

Josephine Soil & Water Conservation District Director, Zone 2 (Vote for 1)
2532 ballots (0 over voted, 2447 blank voted), 3257 registered voters, turnout 77.74%

Write-in	85	100.00%
Total	85	100.00%

Precinct 22

Josephine Soil & Water Conservation District Director, Zone 1 (Vote for 1)
901 ballots (0 over voted, 863 blank voted), 1139 registered voters, turnout 79.10%

Write-in	38	100.00%
Total	38	100.00%

Josephine Soil & Water Conservation District Director, Zone 2 (Vote for 1)
901 ballots (0 over voted, 873 blank voted), 1139 registered voters, turnout 79.10%

Write-in	28	100.00%
Total	28	100.00%

Precinct 23

Josephine Soil & Water Conservation District Director, Zone 1 (Vote for 1)
346 ballots (0 over voted, 335 blank voted), 428 registered voters, turnout 80.84%

Write-in	11	100.00%
Total	11	100.00%

Josephine Soil & Water Conservation District Director, Zone 2 (Vote for 1)
346 ballots (0 over voted, 338 blank voted), 428 registered voters, turnout 80.84%

Write-in	8	100.00%
Total	8	100.00%

Precinct 24

Josephine Soil & Water Conservation District Director, Zone 1 (Vote for 1)
381 ballots (0 over voted, 363 blank voted), 497 registered voters, turnout 76.66%

Write-in	18	100.00%
Total	18	100.00%

Josephine Soil & Water Conservation District Director, Zone 2 (Vote for 1)
381 ballots (0 over voted, 368 blank voted), 497 registered voters, turnout 76.66%

Write-in	13	100.00%
Total	13	100.00%

Precinct 25

Josephine Soil & Water Conservation District Director, Zone 1 (Vote for 1)
916 ballots (0 over voted, 878 blank voted), 1162 registered voters, turnout 78.83%

Write-in	38	100.00%
Total	38	100.00%

Josephine Soil & Water Conservation District Director, Zone 2 (Vote for 1)
916 ballots (0 over voted, 884 blank voted), 1162 registered voters, turnout 78.83%

Write-in	32	100.00%
Total	32	100.00%

Statement of Votes Cast by Geography
November 8, 2016 General Election
All Precincts, All Districts, Josephine Soil & Water Conservation District Director, Zone 2,
Josephine Soil & Water Conservation District Director, Zone 1
Official Results

Page: 6
2016-11-28
12:26:28

Total Ballots Cast: 40383, Registered Voters: 60464, Overall Turnout: 66.79%

Choice	Votes	Vote %
--------	-------	--------

Precinct 26

Josephine Soil & Water Conservation District Director, Zone 1 (Vote for 1)
755 ballots (0 over voted, 720 blank voted), 979 registered voters, turnout 77.12%

Write-in	35	100.00%
Total	35	100.00%

Josephine Soil & Water Conservation District Director, Zone 2 (Vote for 1)
755 ballots (0 over voted, 728 blank voted), 979 registered voters, turnout 77.12%

Write-in	27	100.00%
Total	27	100.00%

Precinct 27

Josephine Soil & Water Conservation District Director, Zone 1 (Vote for 1)
454 ballots (0 over voted, 428 blank voted), 632 registered voters, turnout 71.84%

Write-in	26	100.00%
Total	26	100.00%

Josephine Soil & Water Conservation District Director, Zone 2 (Vote for 1)
454 ballots (0 over voted, 439 blank voted), 632 registered voters, turnout 71.84%

Write-in	15	100.00%
Total	15	100.00%

Precinct 29

Josephine Soil & Water Conservation District Director, Zone 1 (Vote for 1)
103 ballots (0 over voted, 98 blank voted), 133 registered voters, turnout 77.44%

Write-in	5	100.00%
Total	5	100.00%

Josephine Soil & Water Conservation District Director, Zone 2 (Vote for 1)
103 ballots (0 over voted, 101 blank voted), 133 registered voters, turnout 77.44%

Write-in	2	100.00%
Total	2	100.00%

Precinct 31

Josephine Soil & Water Conservation District Director, Zone 1 (Vote for 1)
251 ballots (0 over voted, 248 blank voted), 331 registered voters, turnout 75.83%

Write-in	3	100.00%
Total	3	100.00%

Josephine Soil & Water Conservation District Director, Zone 2 (Vote for 1)
251 ballots (0 over voted, 248 blank voted), 331 registered voters, turnout 75.83%

Write-in	3	100.00%
Total	3	100.00%

Precinct 32

Josephine Soil & Water Conservation District Director, Zone 1 (Vote for 1)
238 ballots (0 over voted, 233 blank voted), 310 registered voters, turnout 76.77%

Write-in	5	100.00%
Total	5	100.00%

Josephine Soil & Water Conservation District Director, Zone 2 (Vote for 1)
238 ballots (0 over voted, 235 blank voted), 310 registered voters, turnout 76.77%

Write-in	3	100.00%
Total	3	100.00%

Statement of Votes Cast by Geography
November 8, 2016 General Election
All Precincts, All Districts, Josephine Soil & Water Conservation District Director, Zone 2,
Josephine Soil & Water Conservation District Director, Zone 1
Official Results

Page: 7
2016-11-28
12:26:28

Total Ballots Cast: 40383, Registered Voters: 60464, Overall Turnout: 66.79%

Choice	Votes	Vote %
--------	-------	--------

Precinct 33

Josephine Soil & Water Conservation District Director, Zone 1 (Vote for 1)
626 ballots (0 over voted, 602 blank voted), 784 registered voters, turnout 79.85%

Write-in	24	100.00%
Total	24	100.00%

Josephine Soil & Water Conservation District Director, Zone 2 (Vote for 1)
626 ballots (0 over voted, 605 blank voted), 784 registered voters, turnout 79.85%

Write-in	21	100.00%
Total	21	100.00%

Precinct 35

Josephine Soil & Water Conservation District Director, Zone 1 (Vote for 1)
745 ballots (0 over voted, 711 blank voted), 931 registered voters, turnout 80.02%

Write-in	34	100.00%
Total	34	100.00%

Josephine Soil & Water Conservation District Director, Zone 2 (Vote for 1)
745 ballots (0 over voted, 716 blank voted), 931 registered voters, turnout 80.02%

Write-in	29	100.00%
Total	29	100.00%

Precinct 36

Josephine Soil & Water Conservation District Director, Zone 1 (Vote for 1)
1791 ballots (0 over voted, 1731 blank voted), 2208 registered voters, turnout 81.11%

Write-in	60	100.00%
Total	60	100.00%

Josephine Soil & Water Conservation District Director, Zone 2 (Vote for 1)
1791 ballots (0 over voted, 1736 blank voted), 2208 registered voters, turnout 81.11%

Write-in	55	100.00%
Total	55	100.00%

Precinct 38

Josephine Soil & Water Conservation District Director, Zone 1 (Vote for 1)
2092 ballots (0 over voted, 2011 blank voted), 2649 registered voters, turnout 78.97%

Write-in	81	100.00%
Total	81	100.00%

Josephine Soil & Water Conservation District Director, Zone 2 (Vote for 1)
2092 ballots (0 over voted, 2019 blank voted), 2649 registered voters, turnout 78.97%

Write-in	73	100.00%
Total	73	100.00%

Precinct 39

Josephine Soil & Water Conservation District Director, Zone 1 (Vote for 1)
1128 ballots (0 over voted, 1087 blank voted), 1359 registered voters, turnout 83.00%

Write-in	41	100.00%
Total	41	100.00%

Josephine Soil & Water Conservation District Director, Zone 2 (Vote for 1)
1128 ballots (0 over voted, 1095 blank voted), 1359 registered voters, turnout 83.00%

Write-in	33	100.00%
Total	33	100.00%

Statement of Votes Cast by Geography
November 8, 2016 General Election
All Precincts, All Districts, Josephine Soil & Water Conservation District Director, Zone 2,
Josephine Soil & Water Conservation District Director, Zone 1
Official Results

Page: 8
2016-11-28
12:26:28

Total Ballots Cast: 40383, Registered Voters: 60464, Overall Turnout: 66.79%

Choice	Votes	Vote %
--------	-------	--------

Precinct 40

Josephine Soil & Water Conservation District Director, Zone 1 (Vote for 1)
768 ballots (0 over voted, 734 blank voted), 1017 registered voters, turnout 75.52%

Write-in	34	100.00%
Total	34	100.00%

Josephine Soil & Water Conservation District Director, Zone 2 (Vote for 1)
768 ballots (0 over voted, 745 blank voted), 1017 registered voters, turnout 75.52%

Write-in	23	100.00%
Total	23	100.00%

Precinct 41

Josephine Soil & Water Conservation District Director, Zone 1 (Vote for 1)
105 ballots (0 over voted, 103 blank voted), 139 registered voters, turnout 75.54%

Write-in	2	100.00%
Total	2	100.00%

Josephine Soil & Water Conservation District Director, Zone 2 (Vote for 1)
105 ballots (0 over voted, 102 blank voted), 139 registered voters, turnout 75.54%

Write-in	3	100.00%
Total	3	100.00%

Precinct 42

Josephine Soil & Water Conservation District Director, Zone 1 (Vote for 1)
1456 ballots (0 over voted, 1398 blank voted), 1944 registered voters, turnout 74.90%

Write-in	58	100.00%
Total	58	100.00%

Josephine Soil & Water Conservation District Director, Zone 2 (Vote for 1)
1456 ballots (0 over voted, 1402 blank voted), 1944 registered voters, turnout 74.90%

Write-in	54	100.00%
Total	54	100.00%

Precinct 43

Josephine Soil & Water Conservation District Director, Zone 1 (Vote for 1)
736 ballots (0 over voted, 706 blank voted), 966 registered voters, turnout 76.19%

Write-in	30	100.00%
Total	30	100.00%

Josephine Soil & Water Conservation District Director, Zone 2 (Vote for 1)
736 ballots (0 over voted, 715 blank voted), 966 registered voters, turnout 76.19%

Write-in	21	100.00%
Total	21	100.00%

Precinct 44

Josephine Soil & Water Conservation District Director, Zone 1 (Vote for 1)
102 ballots (0 over voted, 98 blank voted), 126 registered voters, turnout 80.95%

Write-in	4	100.00%
Total	4	100.00%

Josephine Soil & Water Conservation District Director, Zone 2 (Vote for 1)
102 ballots (0 over voted, 100 blank voted), 126 registered voters, turnout 80.95%

Write-in	2	100.00%
Total	2	100.00%

Statement of Votes Cast by Geography
November 8, 2016 General Election
All Precincts, All Districts, Josephine Soil & Water Conservation District Director, Zone 2,
Josephine Soil & Water Conservation District Director, Zone 1
Official Results

Page: 9
2016-11-28
12:26:28

Total Ballots Cast: 40383, Registered Voters: 60464, Overall Turnout: 66.79%

Choice	Votes	Vote %
--------	-------	--------

Precinct 45

Josephine Soil & Water Conservation District Director, Zone 1 (Vote for 1)
168 ballots (0 over voted, 165 blank voted), 206 registered voters, turnout 81.55%

Write-in	3	100.00%
Total	3	100.00%

Josephine Soil & Water Conservation District Director, Zone 2 (Vote for 1)
168 ballots (0 over voted, 165 blank voted), 206 registered voters, turnout 81.55%

Write-in	3	100.00%
Total	3	100.00%

Precinct 46

Josephine Soil & Water Conservation District Director, Zone 1 (Vote for 1)
230 ballots (0 over voted, 221 blank voted), 320 registered voters, turnout 71.88%

Write-in	9	100.00%
Total	9	100.00%

Josephine Soil & Water Conservation District Director, Zone 2 (Vote for 1)
230 ballots (0 over voted, 221 blank voted), 320 registered voters, turnout 71.88%

Write-in	9	100.00%
Total	9	100.00%

Precinct 47

Josephine Soil & Water Conservation District Director, Zone 1 (Vote for 1)
88 ballots (0 over voted, 80 blank voted), 109 registered voters, turnout 80.73%

Write-in	8	100.00%
Total	8	100.00%

Josephine Soil & Water Conservation District Director, Zone 2 (Vote for 1)
88 ballots (0 over voted, 83 blank voted), 109 registered voters, turnout 80.73%

Write-in	5	100.00%
Total	5	100.00%

All Precincts

Josephine Soil & Water Conservation District Director, Zone 1 (Vote for 1)
40383 ballots (0 over voted, 38711 blank voted), 53331 registered voters, turnout 75.72%

Write-in	1672	100.00%
Total	1672	100.00%

Josephine Soil & Water Conservation District Director, Zone 2 (Vote for 1)
40383 ballots (0 over voted, 39025 blank voted), 53331 registered voters, turnout 75.72%

Write-in	1358	100.00%
Total	1358	100.00%

State of Oregon
ABSTRACT OF VOTES

I certify that this report accurately summarizes the tally of votes cast at the November 8, 2016 General Election.

Trisha Myers
County Clerk & Recorder
Josephine County, Oregon

Date

11/28/2016

Statement of Votes Cast by Geography
November 8, 2016 General Election
All Precincts, All Districts, Illinois Valley Soil & Water Conservation District Director,
Zone 4, Illinois Valley Soil & Water Conservation District Director, Zone 1, Illinois Valley
Soil & Water Conservation District Director, At Large 1
Official Results

Page: 1
2016-11-28
12:28:22

Total Ballots Cast: 4981, Registered Voters: 60464, Overall Turnout: 8.24%

Choice	Votes	Vote %
--------	-------	--------

Precinct 28

Illinois Valley Soil & Water Conservation District Director, Zone 1 (Vote for 1)
475 ballots (0 over voted, 424 blank voted), 740 registered voters, turnout 64.19%

Write-in	51	100.00%
Total	51	100.00%

Illinois Valley Soil & Water Conservation District Director, Zone 4 (Vote for 1)
475 ballots (0 over voted, 436 blank voted), 740 registered voters, turnout 64.19%

Write-in	39	100.00%
Total	39	100.00%

Illinois Valley Soil & Water Conservation District Director, At Large 1 (Vote for 1)
475 ballots (0 over voted, 428 blank voted), 740 registered voters, turnout 64.19%

Write-in	47	100.00%
Total	47	100.00%

Precinct 30

Illinois Valley Soil & Water Conservation District Director, Zone 1 (Vote for 1)
815 ballots (0 over voted, 753 blank voted), 1177 registered voters, turnout 69.24%

Write-in	62	100.00%
Total	62	100.00%

Illinois Valley Soil & Water Conservation District Director, Zone 4 (Vote for 1)
815 ballots (0 over voted, 764 blank voted), 1177 registered voters, turnout 69.24%

Write-in	51	100.00%
Total	51	100.00%

Illinois Valley Soil & Water Conservation District Director, At Large 1 (Vote for 1)
815 ballots (0 over voted, 754 blank voted), 1177 registered voters, turnout 69.24%

Write-in	61	100.00%
Total	61	100.00%

Precinct 31

Illinois Valley Soil & Water Conservation District Director, Zone 1 (Vote for 1)
2269 ballots (0 over voted, 2056 blank voted), 3198 registered voters, turnout 70.95%

Write-in	213	100.00%
Total	213	100.00%

Illinois Valley Soil & Water Conservation District Director, Zone 4 (Vote for 1)
2269 ballots (0 over voted, 2070 blank voted), 3198 registered voters, turnout 70.95%

Write-in	199	100.00%
Total	199	100.00%

Illinois Valley Soil & Water Conservation District Director, At Large 1 (Vote for 1)
2269 ballots (0 over voted, 2057 blank voted), 3198 registered voters, turnout 70.95%

Write-in	212	100.00%
Total	212	100.00%

Precinct 34

Illinois Valley Soil & Water Conservation District Director, Zone 1 (Vote for 1)
293 ballots (0 over voted, 264 blank voted), 426 registered voters, turnout 68.78%

Write-in	29	100.00%
Total	29	100.00%

Statement of Votes Cast by Geography

November 8, 2016 General Election

Page: 2

2016-11-28

12:28:22

All Precincts, All Districts, Illinois Valley Soil & Water Conservation District Director,
 Zone 4, Illinois Valley Soil & Water Conservation District Director, Zone 1, Illinois Valley
 Soil & Water Conservation District Director, At Large 1
 Official Results

Total Ballots Cast: 4981, Registered Voters: 60464, Overall Turnout: 8.24%

Choice	Votes	Vote %
Illinois Valley Soil & Water Conservation District Director, Zone 4 (Vote for 1)		
293 ballots (0 over voted, 266 blank voted), 426 registered voters, turnout 68.78%		
Write-in	27	100.00%
Total	27	100.00%

Illinois Valley Soil & Water Conservation District Director, At Large 1 (Vote for 1)		
293 ballots (0 over voted, 262 blank voted), 426 registered voters, turnout 68.78%		
Write-in	31	100.00%
Total	31	100.00%

Precinct 37

Illinois Valley Soil & Water Conservation District Director, Zone 1 (Vote for 1)		
1074 ballots (0 over voted, 931 blank voted), 1509 registered voters, turnout 71.17%		
Write-in	143	100.00%
Total	143	100.00%

Illinois Valley Soil & Water Conservation District Director, Zone 4 (Vote for 1)		
1074 ballots (0 over voted, 952 blank voted), 1509 registered voters, turnout 71.17%		
Write-in	122	100.00%
Total	122	100.00%

Illinois Valley Soil & Water Conservation District Director, At Large 1 (Vote for 1)		
1074 ballots (0 over voted, 948 blank voted), 1509 registered voters, turnout 71.17%		
Write-in	126	100.00%
Total	126	100.00%

Precinct 44

Illinois Valley Soil & Water Conservation District Director, Zone 1 (Vote for 1)		
55 ballots (0 over voted, 48 blank voted), 83 registered voters, turnout 66.27%		
Write-in	7	100.00%
Total	7	100.00%

Illinois Valley Soil & Water Conservation District Director, Zone 4 (Vote for 1)		
55 ballots (0 over voted, 48 blank voted), 83 registered voters, turnout 66.27%		
Write-in	7	100.00%
Total	7	100.00%

Illinois Valley Soil & Water Conservation District Director, At Large 1 (Vote for 1)		
55 ballots (0 over voted, 48 blank voted), 83 registered voters, turnout 66.27%		
Write-in	7	100.00%
Total	7	100.00%

All Precincts

Illinois Valley Soil & Water Conservation District Director, Zone 1 (Vote for 1)		
4981 ballots (0 over voted, 4476 blank voted), 7133 registered voters, turnout 69.83%		
Write-in	505	100.00%
Total	505	100.00%

Illinois Valley Soil & Water Conservation District Director, Zone 4 (Vote for 1)		
4981 ballots (0 over voted, 4536 blank voted), 7133 registered voters, turnout 69.83%		
Write-in	445	100.00%
Total	445	100.00%

Statement of Votes Cast by Geography

November 8, 2016 General Election

All Precincts, All Districts, Illinois Valley Soil & Water Conservation District Director,
Zone 4, Illinois Valley Soil & Water Conservation District Director, Zone 1, Illinois Valley
Soil & Water Conservation District Director, At Large 1
Official Results

Page: 3

2016-11-28

12:28:22

Total Ballots Cast: 4981, Registered Voters: 60464, Overall Turnout: 8.24%

Choice	Votes	Vote %
Illinois Valley Soil & Water Conservation District Director, At Large 1 (Vote for 1)		
4981 ballots (0 over voted, 4497 blank voted), 7133 registered voters, turnout 69.83%		
Write-in	484	100.00%
Total	484	100.00%

State of Oregon

ABSTRACT OF VOTES

I certify that this report accurately summarizes the tally of votes cast at the November 8, 2016 General Election.

Trisha Myers

County Clerk & Recorder
Josephine County, Oregon

Date

11/28/2016