

Statement of Votes Cast by Contests, Official Final Results

Deschutes County, May 16, 2017

All Precincts, All Districts, All Contests

Total Ballots Cast: 36789, Registered Voters: 123507, Overall Turnout: 29.79%

50 precincts reported out of 50 total

Page: 1 of 74

2017-06-02


09:17:41

Director - Central Oregon Community College, Zone 1 (Vote for 1)

Precinct	Ballots Cast	Reg. Voters	Total Votes	Joe Krenowicz	W-ite-in	Over Votes	Under Votes
Precinct 18	585	3252	435	433 99.54%	2 0.46%	0	150
Precinct 48	288	1711	220	219 99.55%	1 0.45%	0	68
Total	873	4963	655	652 99.54%	3 0.46%	0	218

I, Nancy Blankenship, Deschutes County Clerk, do hereby
certify that the votes recorded on this report correctly
summarize the tally of votes cast at the May 16, 2017
Special Election.

Dated this 1st day of June, 2017.



Nancy Blankenship
Deschutes County Clerk

Statement of Votes Cast by Contests, Official Final Results

Deschutes County, May 16, 2017

All Precincts, All Districts, All Contests

Total Ballots Cast: 36789, Registered Voters: 123507, Overall Turnout: 29.79%

50 precincts reported out of 50 total

Page: 2 of 74

2017-06-02

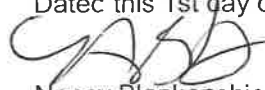
09:17:41

Director - Central Oregon Community College, Zone 2 (Vote for 1)

Precinct	Ballots Cast	Reg. Voters	Total Votes	Laura Craska Cooper	Write-in	Over Votes	Under Votes
Precinct 12	926	2620	445	439 98.65%	6 1.35%	0	481
Precinct 19	219	1313	163	163 100.00%	0 0.00%	0	56
Precinct 41	539	2664	347	342 98.56%	5 1.44%	0	192
Total	1684	6597	955	944 98.85%	11 1.15%	0	729

I, Nancy Blankenship, Deschutes County Clerk, do hereby certify that the votes recorded on this report correctly summarize the tally of votes cast at the May 16, 2017 Special Election.

Dated this 1st day of June, 2017.



Nancy Blankenship
Deschutes County Clerk

Statement of Votes Cast by Contests, Official Final Results

Deschutes County, May 16, 2017

All Precincts, All Districts, All Contests

Total Ballots Cast: 36789, Registered Voters: 123507, Overall Turnout: 29.79%

50 precincts reported out of 50 total

Page: 3 of 74

2017-06-02

09:17:41

Director - Central Oregon Community College, Zone 3 (Vote for 1)

Precinct	Ballots Cast	Reg. Voters	Total Votes	Alan Unger	Write-in	Over Votes	Under Votes
Precinct 17	663	4966	571	553 96.85%	18 3.15%	0	92
Precinct 28	663	5024	590	580 98.31%	10 1.69%	0	73
Precinct 29	641	3730	567	560 98.77%	7 1.23%	0	74
Precinct 31	823	3266	702	680 96.87%	22 3.13%	0	121
Precinct 36	796	4218	688	683 99.27%	5 0.73%	0	108
Total	3586	21204	3118	3056 98.01%	62 1.99%	0	468

I, Nancy Blankenship, Deschutes County Clerk, do hereby certify that the votes recorded on this report correctly summarize the tally of votes cast at the May 16, 2017 Special Election.

Dated this 1st day of June, 2017.


Nancy Blankenship
Deschutes County Clerk

Statement of Votes Cast by Contests, Official Final Results

Page: 4 of 74

Deschutes County, May 16, 2017

2017-06-02

All Precincts, All Districts, All Contests

09:17:41

Total Ballots Cast: 36789, Registered Voters: 123507, Overall Turnout: 29.79%

50 precincts reported out of 50 total

Director - Central Oregon Community College, Zone 4 (Vote for 1)

Precinct	Ballots Cast	Reg. Voters	Total Votes	Erica Skatvold		Kyle Frick		Write-in		Over Votes	Under Votes
Precinct 02	1154	3015	772	453	58.68%	315	40.80%	4	0.52%	0	382
Precinct 03	1660	3434	1273	1014	79.65%	256	20.11%	3	0.24%	0	387
Precinct 04	1191	3455	911	675	74.09%	231	25.36%	5	0.55%	0	280
Precinct 05	1736	4411	1232	869	70.54%	360	29.22%	3	0.24%	0	504
Precinct 06	851	3186	645	470	72.87%	173	26.82%	2	0.31%	0	206
Precinct 08	155	342	105	64	60.95%	41	39.05%	0	0.00%	0	50
Precinct 09	515	2122	382	265	69.37%	114	29.84%	3	0.79%	0	133
Precinct 25	958	3723	674	463	68.69%	210	31.16%	1	0.15%	0	284
Precinct 26	754	2585	556	381	68.53%	171	30.76%	4	0.72%	0	198
Precinct 27	896	2129	662	510	77.04%	151	22.81%	1	0.15%	0	234
Precinct 32	901	3474	691	500	72.36%	186	26.92%	5	0.72%	1	209
Precinct 33	1256	3106	869	544	62.60%	324	37.28%	1	0.12%	0	387
Precinct 34	940	3591	694	469	67.58%	221	31.84%	4	0.58%	0	246
Precinct 44	1078	3213	751	500	66.58%	251	33.42%	0	0.00%	0	327
Precinct 46	670	2193	478	313	65.48%	165	34.52%	0	0.00%	0	192
Precinct 47	1400	2729	938	645	68.76%	292	31.13%	1	0.11%	0	462
Total	16115	46708	11633	8135	69.93%	3461	29.75%	37	0.32%	1	4481

I, Nancy Blankenship, Deschutes County Clerk, do hereby certify that the votes recorded on this report correctly summarize the tally of votes cast at the May 16, 2017 Special Election.

Dated this 1st day of June, 2017.



Nancy Blankenship
Deschutes County Clerk

Statement of Votes Cast by Contests, Official Final Results

Deschutes County, May 16, 2017

All Precincts, All Districts, All Contests

Total Ballots Cast: 36789, Registered Voters: 123507, Overall Turnout: 29.79%

50 precincts reported out of 50 total

Page: 5 of 74

2017-06-02


09:17:41

Director, Zone 1 - Administrative School District No 1 (Vote for 1)

Precinct	Ballots Cast	Reg. Voters	Total Votes	Cheri Helt		Angela Chisum		Write-in		Over Votes	Under Votes
Precinct 01	1212	2909	1006	438	43.54%	564	56.06%	4	0.40%	0	206
Precinct 02	1154	3015	826	483	58.47%	340	41.16%	3	0.36%	0	328
Precinct 03	1660	3434	1372	656	47.81%	715	52.11%	1	0.07%	0	288
Precinct 04	1191	3455	963	434	45.07%	525	54.52%	4	0.42%	0	228
Precinct 05	1736	4411	1294	676	52.24%	614	47.45%	4	0.31%	0	442
Precinct 06	851	3186	662	297	44.86%	362	54.68%	3	0.45%	0	189
Precinct 07	729	1978	587	295	50.26%	291	49.57%	1	0.17%	0	142
Precinct 08	155	342	111	80	72.07%	31	27.93%	0	0.00%	0	44
Precinct 09	515	2122	389	187	48.07%	200	51.41%	2	0.51%	0	126
Precinct 10	93	313	48	30	62.50%	18	37.50%	0	0.00%	0	45
Precinct 11	462	1218	355	195	54.93%	160	45.07%	0	0.00%	0	107
Precinct 12	926	2608	610	317	51.97%	289	47.38%	4	0.66%	0	316
Precinct 13	53	124	29	18	62.07%	10	34.48%	1	3.45%	0	24
Precinct 16	676	1329	390	279	71.54%	111	28.46%	0	0.00%	0	286
Precinct 20	1376	4562	1021	517	50.64%	497	48.68%	7	0.69%	0	355
Precinct 21	588	1449	393	230	58.52%	159	40.46%	4	1.02%	0	195
Precinct 23	261	1127	187	103	55.08%	81	43.32%	3	1.60%	0	74
Precinct 24	255	924	173	106	61.27%	65	37.57%	2	1.16%	0	82
Precinct 25	958	3723	703	347	49.36%	355	50.50%	1	0.14%	0	255
Precinct 26	754	2585	575	270	46.96%	302	52.52%	3	0.52%	0	179
Precinct 27	896	2129	717	287	40.03%	430	59.97%	0	0.00%	0	179
Precinct 32	901	3474	699	315	45.06%	380	54.36%	4	0.57%	0	202
Precinct 33	1256	3106	907	487	53.69%	419	46.20%	1	0.11%	0	349
Precinct 34	940	3591	715	388	54.27%	322	45.03%	5	0.70%	0	225
Precinct 35	1562	2886	1243	768	61.79%	470	37.81%	5	0.40%	0	319
Precinct 37	176	499	128	89	69.53%	39	30.47%	0	0.00%	0	48
Precinct 38	824	2739	533	341	63.98%	190	35.65%	2	0.38%	0	291
Precinct 39	1081	3643	728	420	57.69%	305	41.90%	3	0.41%	0	353
Precinct 40	376	1250	244	128	52.46%	115	47.13%	1	0.41%	0	132
Precinct 41	282	752	178	101	56.74%	77	43.26%	0	0.00%	0	104
Precinct 42	978	3741	638	326	51.10%	311	48.75%	1	0.16%	1	339
Precinct 43	841	1780	559	362	64.76%	194	34.70%	3	0.54%	1	281
Precinct 44	1078	3213	772	386	50.00%	386	50.00%	0	0.00%	0	306
Precinct 46	670	2193	492	237	48.17%	255	51.83%	0	0.00%	0	178
Precinct 47	1400	2729	1049	684	65.20%	364	34.70%	1	0.10%	0	351
Precinct 49	368	781	262	167	63.74%	95	36.26%	0	0.00%	0	106
Precinct 50	456	1437	276	146	52.90%	127	46.01%	3	1.09%	0	180
Total	29690	84757	21834	11590	53.08%	10168	46.57%	76	0.35%	2	7854

I, Nancy Blankenship, Deschutes County Clerk, do hereby certify that the votes recorded on this report correctly summarize the tally of votes cast at the May 16, 2017 Special Election.

Dated this 1st day of June, 2017.



Nancy Blankenship
Deschutes County Clerk

Statement of Votes Cast by Contests, Official Final Results

Deschutes County, May 16, 2017

All Precincts, All Districts, All Contests

Total Ballots Cast: 36789, Registered Voters: 123507, Overall Turnout: 29.79%

50 precincts reported out of 50 total

Page: 6 of 74

2017-06-02

09:17:41

Director, Zone 2 - Administrative School District No 1 (Vote for 1)

Precinct	Ballots Cast	Reg. Voters	Total Votes	Julie Craig	Write-in	Over Votes	Under Votes
Precinct 01	1212	2909	764	757 99.08%	7 0.92%	0	448
Precinct 02	1154	3015	613	600 97.88%	13 2.12%	0	541
Precinct 03	1660	3434	1031	1024 99.32%	7 0.68%	0	629
Precinct 04	1191	3455	706	700 99.15%	6 0.85%	0	485
Precinct 05	1736	4411	994	986 99.20%	8 0.80%	0	742
Precinct 06	851	3186	537	524 97.58%	13 2.42%	0	314
Precinct 07	729	1978	426	424 99.53%	2 0.47%	0	303
Precinct 08	155	342	78	77 98.72%	1 1.28%	0	77
Precinct 09	515	2122	310	305 98.39%	5 1.61%	0	205
Precinct 10	93	313	40	40 100.00%	0 0.00%	0	53
Precinct 11	462	1218	295	292 98.98%	3 1.02%	0	167
Precinct 12	926	2608	479	472 98.54%	7 1.46%	0	447
Precinct 13	53	124	23	22 95.65%	1 4.35%	0	30
Precinct 16	676	1329	333	332 99.70%	1 0.30%	0	343
Precinct 20	1376	4562	841	831 98.81%	10 1.19%	0	535
Precinct 21	588	1449	312	305 97.76%	7 2.24%	0	276
Precinct 23	261	1127	161	158 98.14%	3 1.86%	0	100
Precinct 24	255	924	142	140 98.59%	2 1.41%	0	113
Precinct 25	958	3723	575	567 98.61%	8 1.39%	0	383
Precinct 26	754	2585	463	458 98.92%	5 1.08%	0	291
Precinct 27	896	2129	537	532 99.07%	5 0.93%	0	359
Precinct 32	901	3474	554	547 98.74%	7 1.26%	0	347
Precinct 33	1256	3106	674	668 99.11%	6 0.89%	0	582
Precinct 34	940	3591	612	607 99.18%	5 0.82%	0	328
Precinct 35	1562	2886	931	924 99.25%	7 0.75%	0	631
Precinct 37	176	499	99	99 100.00%	0 0.00%	0	77
Precinct 38	824	2739	462	458 99.13%	4 0.87%	0	362
Precinct 39	1081	3643	612	607 99.18%	5 0.82%	0	469
Precinct 40	376	1250	207	204 98.55%	3 1.45%	0	169
Precinct 41	282	752	150	150 100.00%	0 0.00%	0	132
Precinct 42	978	3741	513	506 98.64%	7 1.36%	0	465
Precinct 43	841	1780	405	397 98.02%	8 1.98%	0	436
Precinct 44	1078	3213	616	612 99.35%	4 0.65%	0	462
Precinct 46	670	2193	395	391 98.99%	4 1.01%	0	275
Precinct 47	1400	2729	783	776 99.11%	7 0.89%	0	617
Precinct 49	368	781	202	201 99.50%	1 0.50%	0	166
Precinct 50	456	1437	221	219 99.10%	2 0.90%	0	235
Total	29690	84757	17096	16912 98.92%	184 1.08%	0	12594

I, Nancy Blankenship, Deschutes County Clerk, do hereby certify that the votes recorded on this report correctly summarize the tally of votes cast at the May 16, 2017 Special Election.

Dated this 1st day of June, 2017.



Nancy Blankenship
Deschutes County Clerk

Statement of Votes Cast by Contests, Official Final Results

Deschutes County, May 16, 2017

All Precincts, All Districts, All Contests

Total Ballots Cast: 36789, Registered Voters: 123507, Overall Turnout: 29.79%

50 precincts reported out of 50 total

Page: 7 of 74

2017-06-02

09:17:41

Director, Zone 4 - Administrative School District No 1 (Vote for 1)

Precinct	Ballots Cast	Reg. Voters	Total Votes	Richard Asadoorian	Stuart J Young	Write-in	Over Votes	Under Votes
Precinct 01	1212	2909	851	79 9.28%	763 89.66%	9 1.06%	0	361
Precinct 02	1154	3015	725	110 15.17%	609 84.00%	6 0.83%	0	429
Precinct 03	1660	3434	1156	107 9.26%	1046 90.48%	3 0.26%	0	504
Precinct 04	1191	3455	818	93 11.37%	720 88.02%	5 0.61%	0	373
Precinct 05	1736	4411	1145	120 10.48%	1021 89.17%	4 0.35%	0	591
Precinct 06	851	3186	602	57 9.47%	539 89.53%	6 1.00%	0	249
Precinct 07	729	1978	509	41 8.06%	466 91.55%	2 0.39%	0	220
Precinct 08	155	342	97	9 9.28%	88 90.72%	0 0.00%	0	58
Precinct 09	515	2122	350	48 13.71%	298 85.14%	4 1.14%	0	165
Precinct 10	93	313	41	8 19.51%	31 75.61%	2 4.88%	0	52
Precinct 11	462	1218	310	47 15.16%	262 84.52%	1 0.32%	1	151
Precinct 12	926	2608	545	83 15.23%	459 84.22%	3 0.55%	1	380
Precinct 13	53	124	25	5 20.00%	19 76.00%	1 4.00%	0	28
Precinct 16	676	1329	446	49 10.99%	397 89.01%	0 0.00%	0	230
Precinct 20	1376	4562	917	118 12.87%	794 86.59%	5 0.55%	0	459
Precinct 21	588	1449	344	58 16.86%	281 81.69%	5 1.45%	0	244
Precinct 23	261	1127	177	29 16.38%	146 82.49%	2 1.13%	0	84
Precinct 24	255	924	155	28 18.06%	124 80.00%	3 1.94%	0	100
Precinct 25	958	3723	631	75 11.89%	554 87.80%	2 0.32%	0	327
Precinct 26	754	2585	509	54 10.61%	452 88.80%	3 0.59%	0	245
Precinct 27	896	2129	599	55 9.18%	542 90.48%	2 0.33%	0	297
Precinct 32	901	3474	610	84 13.77%	522 85.57%	4 0.66%	0	291
Precinct 33	1256	3106	779	95 12.20%	677 86.91%	7 0.90%	0	477
Precinct 34	940	3591	645	100 15.50%	541 83.88%	4 0.62%	0	295
Precinct 35	1562	2886	1060	112 10.57%	944 89.06%	4 0.38%	0	502
Precinct 37	176	499	105	17 16.19%	88 83.81%	0 0.00%	0	71
Precinct 38	824	2739	512	91 17.77%	421 82.23%	0 0.00%	0	312
Precinct 39	1081	3643	685	124 18.10%	555 81.02%	6 0.88%	0	396
Precinct 40	376	1250	235	41 17.45%	192 81.70%	2 0.85%	0	141
Precinct 41	282	752	174	25 14.37%	148 85.06%	1 0.57%	0	108
Precinct 42	978	3741	573	89 15.53%	483 84.29%	1 0.17%	1	404
Precinct 43	841	1780	482	79 16.39%	396 82.16%	7 1.45%	0	359
Precinct 44	1078	3213	680	96 14.12%	580 85.29%	4 0.59%	0	398
Precinct 46	670	2193	444	52 11.71%	392 88.29%	0 0.00%	0	226
Precinct 47	1400	2729	890	82 9.21%	806 90.56%	2 0.22%	0	510
Precinct 49	368	781	210	23 10.95%	187 89.05%	0 0.00%	0	158
Precinct 50	456	1437	258	47 18.22%	209 81.01%	2 0.78%	0	198
Total	29690	84757	19294	2430 12.59%	16752 86.82%	112 0.58%	3	10393

I, Nancy Blankenship, Deschutes County Clerk, do hereby certify that the votes recorded on this report correctly summarize the tally of votes cast at the May 16, 2017 Special Election.

Dated this 1st day of June, 2017.



Nancy Blankenship
Deschutes County Clerk

Statement of Votes Cast by Contests, Official Final Results

Page: 8 of 74

Deschutes County, May 16, 2017

2017-06-02

All Precincts, All Districts, All Contests

09:17:41

Total Ballots Cast: 36789, Registered Voters: 123507, Overall Turnout: 29.79%

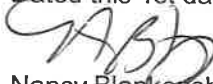
50 precincts reported out of 50 total

Director, Zone 7 At Large - Admin School District No 1 (Vote for 1)

Precinct	Ballots Cast	Reg. Voters	Total Votes	Troy Reinhart		Ricardo Olegario		Carrie McPherson Douglass		Write-in	
Precinct 01	1212	2909	1016	169	16.63%	110	10.83%	732	72.05%	5	0.49%
Precinct 02	1154	3015	881	334	37.91%	87	9.88%	455	51.65%	5	0.57%
Precinct 03	1660	3434	1402	204	14.55%	199	14.19%	999	71.26%	0	0.00%
Precinct 04	1191	3455	985	175	17.77%	111	11.27%	699	70.96%	0	0.00%
Precinct 05	1736	4411	1342	338	25.19%	142	10.58%	858	63.93%	4	0.30%
Precinct 06	851	3186	679	161	23.71%	66	9.72%	448	65.98%	4	0.59%
Precinct 07	729	1978	599	124	20.70%	82	13.69%	391	65.28%	2	0.33%
Precinct 08	155	342	117	31	26.50%	18	15.38%	68	58.12%	0	0.00%
Precinct 09	515	2122	413	121	29.30%	50	12.11%	242	58.60%	0	0.00%
Precinct 10	93	313	50	24	48.00%	3	6.00%	23	46.00%	0	0.00%
Precinct 11	462	1218	367	113	30.79%	35	9.54%	219	59.67%	0	0.00%
Precinct 12	926	2608	698	327	46.85%	59	8.45%	309	44.27%	3	0.43%
Precinct 13	53	124	33	15	45.45%	3	9.09%	14	42.42%	1	3.03%
Precinct 16	676	1329	418	173	41.39%	69	16.51%	176	42.11%	0	0.00%
Precinct 20	1376	4562	1052	317	30.13%	174	16.54%	556	52.85%	5	0.48%
Precinct 21	588	1449	438	193	44.06%	42	9.59%	199	45.43%	4	0.91%
Precinct 23	261	1127	203	94	46.31%	30	14.78%	76	37.44%	3	1.48%
Precinct 24	255	924	173	79	45.66%	19	10.98%	73	42.20%	2	1.16%
Precinct 25	958	3723	752	188	25.00%	73	9.71%	489	65.03%	2	0.27%
Precinct 26	754	2585	600	163	27.17%	72	12.00%	362	60.33%	3	0.50%
Precinct 27	896	2129	734	113	15.40%	80	10.90%	541	73.71%	0	0.00%
Precinct 32	901	3474	723	185	25.59%	83	11.48%	452	62.52%	3	0.41%
Precinct 33	1256	3106	988	346	35.02%	113	11.44%	527	53.34%	2	0.20%
Precinct 34	940	3591	739	200	27.06%	117	15.83%	419	56.70%	3	0.41%
Precinct 35	1562	2886	1249	387	30.98%	193	15.45%	667	53.40%	2	0.16%
Precinct 37	176	499	144	56	38.89%	7	4.86%	81	56.25%	0	0.00%
Precinct 38	824	2739	569	198	34.80%	94	16.52%	277	48.68%	0	0.00%
Precinct 39	1081	3643	778	298	38.30%	91	11.70%	382	49.10%	7	0.90%
Precinct 40	376	1250	267	119	44.57%	32	11.99%	115	43.07%	1	0.37%
Precinct 41	282	752	207	79	38.16%	28	13.53%	100	48.31%	0	0.00%
Precinct 42	978	3741	678	283	41.74%	55	8.11%	338	49.85%	2	0.29%
Precinct 43	841	1780	621	278	44.77%	85	13.69%	255	41.06%	3	0.48%
Precinct 44	1078	3213	828	254	30.68%	90	10.87%	484	58.45%	0	0.00%
Precinct 46	670	2193	518	142	27.41%	55	10.62%	321	61.97%	0	0.00%
Precinct 47	1400	2729	1098	363	33.06%	142	12.93%	592	53.92%	1	0.09%
Precinct 49	368	781	277	80	28.88%	40	14.44%	157	56.68%	0	0.00%
Precinct 50	456	1437	297	116	39.06%	30	10.10%	149	50.17%	2	0.67%
Total	29690	84757	22933	6840	29.83%	2779	12.12%	13245	57.76%	69	0.30%

I, Nancy Blankenship, Deschutes County Clerk, do hereby certify that the votes recorded on this report correctly summarize the tally of votes cast at the May 16, 2017 Special Election.

Dated this 1st day of June, 2017.


Nancy Blankenship
Deschutes County Clerk

Statement of Votes Cast by Contests, Official Final Results
Deschutes County, May 16, 2017

Page: 9 of 74
2017-06-02
09:17:41

All Precincts, All Districts, All Contests


Total Ballots Cast: 36789, Registered Voters: 123507, Overall Turnout: 29.79%
50 precincts reported out of 50 total

Director, Zone 7 At Large - Admin School District No 1 (Vote for 1)

Precinct	Ballots Cast	Reg. Voters	Total Votes	Over Votes	Under Votes
Precinct 01	1212	2909	1016	0	196
Precinct 02	1154	3015	881	0	273
Precinct 03	1660	3434	1402	0	258
Precinct 04	1191	3455	985	1	205
Precinct 05	1736	4411	1342	2	392
Precinct 06	851	3186	679	0	172
Precinct 07	729	1978	599	0	130
Precinct 08	155	342	117	0	38
Precinct 09	515	2122	413	0	102
Precinct 10	93	313	50	0	43
Precinct 11	462	1218	367	0	95
Precinct 12	926	2608	698	0	228
Precinct 13	53	124	33	0	20
Precinct 16	676	1329	418	0	258
Precinct 20	1376	4562	1052	1	323
Precinct 21	588	1449	438	0	150
Precinct 23	261	1127	203	0	58
Precinct 24	255	924	173	0	82
Precinct 25	958	3723	752	0	206
Precinct 26	754	2585	600	0	154
Precinct 27	896	2129	734	0	162
Precinct 32	901	3474	723	0	178
Precinct 33	1256	3106	988	0	268
Precinct 34	940	3591	739	0	201
Precinct 35	1562	2886	1249	0	313
Precinct 37	176	499	144	0	32
Precinct 38	824	2739	569	0	255
Precinct 39	1081	3643	778	1	302
Precinct 40	376	1250	267	0	109
Precinct 41	282	752	207	0	75
Precinct 42	978	3741	678	0	300
Precinct 43	841	1780	621	1	219
Precinct 44	1078	3213	828	0	250
Precinct 46	670	2193	518	0	152
Precinct 47	1400	2729	1098	0	302
Precinct 49	368	781	277	0	91
Precinct 50	456	1437	297	0	159
Total	29690	84757	22933	6	6751

I, Nancy Blankenship, Deschutes County Clerk, do hereby
certify that the votes recorded on this report correctly
summarize the tally of votes cast at the May 16, 2017
Special Election.

Dated this 1st day of June, 2017.



Nancy Blankenship
Deschutes County Clerk

Statement of Votes Cast by Contests, Official Final Results

Deschutes County, May 16, 2017

All Precincts, All Districts, All Contests

Total Ballots Cast: 36789, Registered Voters: 123507, Overall Turnout: 29.79%

50 precincts reported out of 50 total

Page: 10 of 74

2017-06-02


09:17:41

Zone 2 - Crook County School (Vote for 1)

Precinct	Ballots Cast	Reg. Voters	Total Votes	Scott Cooper	Write-in	Over Votes	Under Votes
Precinct 10	3	40	3	3 100.00%	0 0.00%	0	0
Total	3	40	3	3 100.00%	0 0.00%	0	0

I, Nancy Blankenship, Deschutes County Clerk, do hereby certify that the votes recorded on this report correctly summarize the tally of votes cast at the May 16, 2017 Special Election.

Dated this 1st day of June, 2017.



Nancy Blankenship
Deschutes County Clerk

Statement of Votes Cast by Contests, Official Final Results

Deschutes County, May 16, 2017

All Precincts, All Districts, All Contests

Total Ballots Cast: 36789, Registered Voters: 123507, Overall Turnout: 29.79%

50 precincts reported out of 50 total

Page: 11 of 74

2017-06-02


09:17:41

Zone 5 at Large - Crook County School (Vote for 1)

Precinct	Ballots Cast	Reg. Voters	Total Votes	Gwen Carr	Write-in	Over Votes	Under Votes
Precinct 10	3	40	3	3 100.00%	0 0.00%	0	0
Total	3	40	3	3 100.00%	0 0.00%	0	0

I, Nancy Blankenship, Deschutes County Clerk, do hereby certify that the votes recorded on this report correctly summarize the tally of votes cast at the May 16, 2017 Special Election.

Dated this 1st day of June, 2017.


Nancy Blankenship
Deschutes County Clerk

Statement of Votes Cast by Contests, Official Final Results

Deschutes County, May 16, 2017

All Precincts, All Districts, All Contests

Total Ballots Cast: 36789, Registered Voters: 123507, Overall Turnout: 29.79%

50 precincts reported out of 50 total

Page: 12 of 74

2017-06-02


09:17:41

Director, Position 1 - Redmond School District 2J (Vote for 1)

Precinct	Ballots Cast	Reg. Voters	Total Votes	Shawn Hartfield		BJ Soper		Write-in		Over Votes	Under Votes
Precinct 10	91	735	68	49	72.06%	19	27.94%	0	0.00%	0	23
Precinct 12	0	12	0	0	0.00%	0	0.00%	0	0.00%	0	0
Precinct 13	155	1077	145	124	85.52%	21	14.48%	0	0.00%	0	10
Precinct 14	27	140	27	22	81.48%	5	18.52%	0	0.00%	0	0
Precinct 17	663	4966	589	509	86.42%	77	13.07%	3	0.51%	0	74
Precinct 18	585	3246	503	403	80.12%	99	19.68%	1	0.20%	0	82
Precinct 19	219	1313	195	149	76.41%	46	23.59%	0	0.00%	0	24
Precinct 28	663	5024	616	542	87.99%	70	11.36%	4	0.65%	0	47
Precinct 29	641	3730	574	480	83.62%	91	15.85%	3	0.52%	0	67
Precinct 31	823	3266	739	663	89.72%	71	9.61%	5	0.68%	0	84
Precinct 36	796	4218	714	640	89.64%	72	10.08%	2	0.28%	0	82
Precinct 37	121	660	114	98	85.96%	15	13.16%	1	0.88%	0	7
Precinct 41	257	1912	236	193	81.78%	42	17.80%	1	0.42%	0	21
Precinct 48	288	1711	257	204	79.38%	53	20.62%	0	0.00%	0	31
Precinct 49	3	16	3	3	100.00%	0	0.00%	0	0.00%	0	0
Total	5332	32026	4780	4079	85.33%	681	14.25%	20	0.42%	0	552

I, Nancy Blankenship, Deschutes County Clerk, do hereby certify that the votes recorded on this report correctly summarize the tally of votes cast at the May 16, 2017 Special Election.

Dated this 1st day of June, 2017.


Nancy Blankenship
Deschutes County Clerk

Statement of Votes Cast by Contests, Official Final Results

Deschutes County, May 16, 2017

All Precincts, All Districts, All Contests

Total Ballots Cast: 36789, Registered Voters: 123507, Overall Turnout: 29.79%

50 precincts reported out of 50 total

Page: 13 of 74

2017-06-02

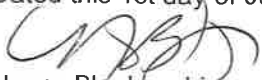
09:17:41

Director, Position 2 - Redmond School District 2J (Vote for 1)

Precinct	Ballots Cast	Reg. Voters	Total Votes	Rick Bailey	Write-in	Over Votes	Under Votes
Precinct 10	91	735	68	68 100.00%	0 0.00%	0	23
Precinct 12	0	12	0	0 0.00%	0 0.00%	0	0
Precinct 13	155	1077	132	131 99.24%	1 0.76%	0	23
Precinct 14	27	140	19	19 100.00%	0 0.00%	0	8
Precinct 17	663	4966	521	511 98.08%	10 1.92%	0	142
Precinct 18	585	3246	459	457 99.56%	2 0.44%	0	126
Precinct 19	219	1313	173	173 100.00%	0 0.00%	0	46
Precinct 28	663	5024	545	540 99.08%	5 0.92%	0	118
Precinct 29	641	3730	520	513 98.65%	7 1.35%	0	121
Precinct 31	823	3266	672	665 98.96%	7 1.04%	0	151
Precinct 36	796	4218	666	661 99.25%	5 0.75%	0	130
Precinct 37	121	660	105	101 96.19%	4 3.81%	0	16
Precinct 41	257	1912	215	215 100.00%	0 0.00%	0	42
Precinct 48	288	1711	237	236 99.58%	1 0.42%	0	51
Precinct 49	3	16	1	1 100.00%	0 0.00%	0	2
Total	5332	32026	4333	4291 99.03%	42 0.97%	0	999

I, Nancy Blankenship, Deschutes County Clerk, do hereby certify that the votes recorded on this report correctly summarize the tally of votes cast at the May 16, 2017 Special Election.

Dated this 1st day of June, 2017.


Nancy Blankenship
Deschutes County Clerk

Statement of Votes Cast by Contests, Official Final Results

Page: 14 of 74

Deschutes County, May 16, 2017

2017-06-02

All Precincts, All Districts, All Contests

09:17:41

Total Ballots Cast: 36789, Registered Voters: 123507, Overall Turnout: 29.79%


50 precincts reported out of 50 total

Director, Position 3 - Redmond School District 2J (Vote for 1)

Precinct	Ballots Cast	Reg. Voters	Total Votes	Travis Bennett		Kathleen Brady		Write-in		Over Votes	Under Votes
Precinct 10	91	735	68	40	58.82%	28	41.18%	0	0.00%	0	23
Precinct 12	0	12	0	0	0.00%	0	0.00%	0	0.00%	0	0
Precinct 13	155	1077	138	95	68.84%	43	31.16%	0	0.00%	0	17
Precinct 14	27	140	27	23	85.19%	4	14.81%	0	0.00%	0	0
Precinct 17	663	4966	575	362	62.96%	211	36.70%	2	0.35%	2	86
Precinct 18	585	3246	505	339	67.13%	165	32.67%	1	0.20%	0	80
Precinct 19	219	1313	189	120	63.49%	69	36.51%	0	0.00%	0	30
Precinct 28	663	5024	602	403	66.94%	195	32.39%	4	0.66%	0	61
Precinct 29	641	3730	563	373	66.25%	184	32.68%	6	1.07%	0	78
Precinct 31	823	3266	721	535	74.20%	183	25.38%	3	0.42%	0	102
Precinct 36	796	4218	713	484	67.88%	228	31.98%	1	0.14%	0	83
Precinct 37	121	660	111	60	54.05%	50	45.05%	1	0.90%	0	10
Precinct 41	257	1912	227	143	63.00%	84	37.00%	0	0.00%	0	30
Precinct 48	288	1711	253	160	63.24%	93	36.76%	0	0.00%	0	35
Precinct 49	3	16	3	2	66.67%	1	33.33%	0	0.00%	0	0
Total	5332	32026	4695	3139	66.86%	1538	32.76%	18	0.38%	2	635

I, Nancy Blankenship, Deschutes County Clerk, do hereby certify that the votes recorded on this report correctly summarize the tally of votes cast at the May 16, 2017 Special Election.

Dated this 1st day of June, 2017.



Nancy Blankenship
Deschutes County Clerk

Statement of Votes Cast by Contests, Official Final Results
Deschutes County, May 16, 2017

Page: 15 of 74
2017-06-02
09:17:41

All Precincts, All Districts, All Contests

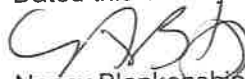
Total Ballots Cast: 36789, Registered Voters: 123507, Overall Turnout: 29.79%
50 precincts reported out of 50 total

Director, Position 1 - Sisters School District 6 (Vote for 1)

Precinct	Ballots Cast	Reg. Voters	Total Votes	Jay Wilkins	Write-in	Over Votes	Under Votes
Precinct 14	416	1726	293	291 99.32%	2 0.68%	0	123
Precinct 15	371	1184	263	262 99.62%	1 0.38%	0	108
Precinct 18	0	6	0	0 0.00%	0 0.00%	0	0
Precinct 22	107	312	96	95 98.96%	1 1.04%	0	11
Precinct 30	394	1707	319	316 99.06%	3 0.94%	0	75
Precinct 45	476	1749	355	355 100.00%	0 0.00%	0	121
Total	1764	6684	1326	1319 99.47%	7 0.53%	0	438

I, Nancy Blankenship, Deschutes County Clerk, do hereby
certify that the votes recorded on this report correctly
summarize the tally of votes cast at the May 16, 2017
Special Election.

Dated this 1st day of June, 2017.


Nancy Blankenship

Deschutes County Clerk

Statement of Votes Cast by Contests, Official Final Results

Deschutes County, May 16, 2017

All Precincts, All Districts, All Contests

Total Ballots Cast: 36789, Registered Voters: 123507, Overall Turnout: 29.79%

50 precincts reported out of 50 total

Page: 16 of 74

2017-06-02

09:17:41

Director, Position 2 - Sisters School District 6 (Vote for 1)

Precinct	Ballots Cast	Reg. Voters	Total Votes	David R Wentworth	Nick Gregg	Write-in	Over Votes	Under Votes
Precinct 14	416	1726	362	139 38.40%	221 61.05%	2 0.55%	0	54
Precinct 15	371	1184	324	144 44.44%	180 55.56%	0 0.00%	0	47
Precinct 18	0	6	0	0 0.00%	0 0.00%	0 0.00%	0	0
Precinct 22	107	312	95	53 55.79%	41 43.16%	1 1.05%	0	12
Precinct 30	394	1707	362	154 42.54%	207 57.18%	1 0.28%	1	31
Precinct 45	476	1749	419	170 40.57%	249 59.43%	0 0.00%	0	57
Total	1764	6684	1562	660 42.25%	898 57.49%	4 0.26%	1	201

I, Nancy Blankenship, Deschutes County Clerk, do hereby certify that the votes recorded on this report correctly summarize the tally of votes cast at the May 16, 2017 Special Election.

Dated this 1st day of June, 2017.



Nancy Blankenship
Deschutes County Clerk

Statement of Votes Cast by Contests, Official Final Results

Deschutes County, May 16, 2017

All Precincts, All Districts, All Contests

Total Ballots Cast: 36789, Registered Voters: 123507, Overall Turnout: 29.79%

50 precincts reported out of 50 total

Page: 17 of 74

2017-06-02


09:17:41

Director, Position 5 - Sisters School District 6 (Vote for 1)

Precinct	Ballots Cast	Reg. Voters	Total Votes	Amanda Clark		Write-in		Over Votes	Under Votes
Precinct 14	416	1726	300	299	99.67%	1	0.33%	0	116
Precinct 15	371	1184	269	269	100.00%	0	0.00%	0	102
Precinct 18	0	6	0	0	0.00%	0	0.00%	0	0
Precinct 22	107	312	94	93	98.94%	1	1.06%	0	13
Precinct 30	394	1707	321	318	99.07%	3	0.93%	0	73
Precinct 45	476	1749	349	348	99.71%	1	0.29%	0	127
Total	1764	6684	1333	1327	99.55%	6	0.45%	0	431

I, Nancy Blankenship, Deschutes County Clerk, do hereby certify that the votes recorded on this report correctly summarize the tally of votes cast at the May 16, 2017 Special Election.

Dated this 1st day of June, 2017.



Nancy Blankenship
Deschutes County Clerk

Statement of Votes Cast by Contests, Official Final Results
Deschutes County, May 16, 2017

Page: 18 of 74
2017-06-02
09:17:41

All Precincts, All Districts, All Contests

Total Ballots Cast: 36789, Registered Voters: 123507, Overall Turnout: 29.79%
50 precincts reported out of 50 total

Director, Position 4 - Black Butte Ranch Rural Fire Protection (Vote for 1)

Precinct	Ballots Cast	Reg. Voters	Total Votes	Tom Sawyer	Write-in	Over Votes	Under Votes
Precinct 22	107	312	95	94 98.95%	1 1.05%	0	12
Total	107	312	95	94 98.95%	1 1.05%	0	12

I, Nancy Blankenship, Deschutes County Clerk, do hereby
certify that the votes recorded on this report correctly
summarize the tally of votes cast at the May 16, 2017
Special Election.

Dated this 1st day of June, 2017.



Nancy Blankenship
Deschutes County Clerk

Statement of Votes Cast by Contests, Official Final Results

Deschutes County, May 16, 2017

All Precincts, All Districts, All Contests

Total Ballots Cast: 36789, Registered Voters: 123507, Overall Turnout: 29.79%

50 precincts reported out of 50 total

Page: 19 of 74

2017-06-02


09:17:41

Director, Position 5 - Black Butte Ranch Rural Fire Protection (Vote for 1)

Precinct	Ballots Cast	Reg. Voters	Total Votes	Lawrence J Stucker	Write-in	Over Votes	Under Votes
Precinct 22	107	312	101	100 99.01%	1 0.99%	0	6
Total	107	312	101	100 99.01%	1 0.99%	0	6

I, Nancy Blankenship, Deschutes County Clerk, do hereby
certify that the votes recorded on this report correctly
summarize the tally of votes cast at the May 16, 2017
Special Election.

Dated this 1st day of June, 2017.



Nancy Blankenship
Deschutes County Clerk

Statement of Votes Cast by Contests, Official Final Results
Deschutes County, May 16, 2017

Page: 20 of 74
2017-06-02
09:17:41

All Precincts, All Districts, All Contests


Total Ballots Cast: 36789, Registered Voters: 123507, Overall Turnout: 29.79%
50 precincts reported out of 50 total

Director, Position 4 - Cloverdale Rural Fire Protection District (Vote for 1)

Precinct	Ballots Cast	Reg. Voters	Total Votes	Deanne Dement		Keith Cyrus		Write-in		Over Votes	Under Votes
Precinct 14	409	1702	393	245	62.34%	148	37.66%	0	0.00%	0	16
Precinct 15	114	394	112	59	52.68%	53	47.32%	0	0.00%	0	2
Precinct 31	0	2	0	0	0.00%	0	0.00%	0	0.00%	0	0
Total	523	2098	505	304	60.20%	231	39.80%	0	0.00%	0	18

I, Nancy Blankenship, Deschutes County Clerk, do hereby
certify that the votes recorded on this report correctly
summarize the tally of votes cast at the May 16, 2017
Special Election.

Dated this 1st day of June, 2017.



Nancy Blankenship
Deschutes County Clerk

Statement of Votes Cast by Contests, Official Final Results

Deschutes County, May 16, 2017

All Precincts, All Districts, All Contests

Total Ballots Cast: 36789, Registered Voters: 123507, Overall Turnout: 29.79%

50 precincts reported out of 50 total

Page: 21 of 74

2017-06-02

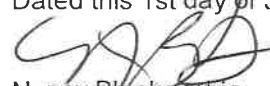
09:17:41

Director, Position 5 - Cloverdale Rural Fire Protection District (Vote for 1)

Precinct	Ballots Cast	Reg. Voters	Total Votes	Cindy Kettering		Write-in		Over Votes	Under Votes
Precinct 14	409	1702	293	292	99.66%	1	0.34%	0	116
Precinct 15	114	394	80	79	98.75%	1	1.25%	0	34
Precinct 31	0	2	0	0	0.00%	0	0.00%	0	0
Total	523	2098	373	371	99.46%	2	0.54%	0	150

I, Nancy Blankenship, Deschutes County Clerk, do hereby certify that the votes recorded on this report correctly summarize the tally of votes cast at the May 16, 2017 Special Election.

Dated this 1st day of June, 2017.



Nancy Blankenship
Deschutes County Clerk

Statement of Votes Cast by Contests, Official Final Results

Deschutes County, May 16, 2017

All Precincts, All Districts, All Contests

Total Ballots Cast: 36789, Registered Voters: 123507, Overall Turnout: 29.79%

50 precincts reported out of 50 total

Page: 22 of 74

2017-06-02

09:17:41

Position #1 - Crooked River Ranch RFPD (Vote for 1)

Precinct	Ballots Cast	Reg. Voters	Total Votes	James Dille	Write-in	Over Votes	Under Votes
Precinct 18	31	248	27	27 100.00%	0 0.00%	0	4
Total	31	248	27	27 100.00%	0 0.00%	0	4

I, Nancy Blankenship, Deschutes County Clerk, do hereby certify that the votes recorded on this report correctly summarize the tally of votes cast at the May 16, 2017 Special Election.

Dated this 1st day of June, 2017.


Nancy Blankenship
Deschutes County Clerk

Statement of Votes Cast by Contests, Official Final Results

Deschutes County, May 16, 2017

All Precincts, All Districts, All Contests

Total Ballots Cast: 36789, Registered Voters: 123507, Overall Turnout: 29.79%

50 precincts reported out of 50 total

Page: 23 of 74

2017-06-02


09:17:41

Position #2 - Crooked River Ranch RFPD (Vote for 1)

Precinct	Ballots Cast	Reg. Voters	Total Votes	John Meredith	Write-in	Over Votes	Under Votes
Precinct 18	31	248	28	28 100.00%	0 0.00%	0	3
Total	31	248	28	28 100.00%	0 0.00%	0	3

I, Nancy Blankenship, Deschutes County Clerk, do hereby certify that the votes recorded on this report correctly summarize the tally of votes cast at the May 16, 2017 Special Election.

Dated this 1st day of June, 2017.



Nancy Blankenship
Deschutes County Clerk

Statement of Votes Cast by Contests, Official Final Results

Deschutes County, May 16, 2017

All Precincts, All Districts, All Contests

Total Ballots Cast: 36789, Registered Voters: 123507, Overall Turnout: 29.79%

50 precincts reported out of 50 total

Page: 24 of 74

2017-06-02

09:17:41

Position #4 - Crooked River Ranch RFPD (Vote for 1)

Precinct	Ballots Cast	Reg. Voters	Total Votes	Barbara Oakley	Write-in	Over Votes	Under Votes
Precinct 18	31	248	28	27 96.43%	1 3.57%	0	3
Total	31	248	28	27 96.43%	1 3.57%	0	3

I, Nancy Blankenship, Deschutes County Clerk, do hereby
certify that the votes recorded on this report correctly
summarize the tally of votes cast at the May 16, 2017
Special Election.

Dated this 1st day of June, 2017.



Nancy Blankenship
Deschutes County Clerk

Statement of Votes Cast by Contests, Official Final Results

Deschutes County, May 16, 2017

All Precincts, All Districts, All Contests

Total Ballots Cast: 36789, Registered Voters: 123507, Overall Turnout: 29.79%

50 precincts reported out of 50 total

Page: 25 of 74

2017-06-02


09:17:41

Director, Position 1 - Redmond Fire & Rescue (Vote for 1)

Precinct	Ballots Cast	Reg. Voters	Total Votes	Gary L Ollerenshaw	Write-in	Over Votes	Under Votes
Precinct 17	663	4966	535	530 99.07%	5 0.93%	0	128
Precinct 18	538	2863	432	430 99.54%	2 0.46%	0	106
Precinct 19	219	1307	175	175 100.00%	0 0.00%	0	44
Precinct 28	663	5024	548	541 98.72%	7 1.28%	0	115
Precinct 29	641	3730	531	526 99.06%	5 0.94%	0	110
Precinct 31	792	3048	641	634 98.91%	7 1.09%	0	151
Precinct 36	796	4218	664	659 99.25%	5 0.75%	0	132
Precinct 48	287	1696	239	238 99.58%	1 0.42%	0	48
Total	4599	26852	3765	3733 99.15%	32 0.85%	0	834

I, Nancy Blankenship, Deschutes County Clerk, do hereby certify that the votes recorded on this report correctly summarize the tally of votes cast at the May 16, 2017 Special Election.

Dated this 1st day of June, 2017.



Nancy Blankenship
Deschutes County Clerk

Statement of Votes Cast by Contests, Official Final Results

Page: 26 of 74

Deschutes County, May 16, 2017

2017-06-02

All Precincts, All Districts, All Contests

09:17:41

Total Ballots Cast: 36789, Registered Voters: 123507, Overall Turnout: 29.79%

50 precincts reported out of 50 total

Director, Position 2 - Redmond Fire & Rescue (Vote for 1)

Precinct	Ballots Cast	Reg. Voters	Total Votes	Ken Kerfoot		Pamela Steinke		Write-in		Over Votes	Under Votes
Precinct 17	663	4966	614	404	65.80%	208	33.88%	2	0.33%	0	49
Precinct 18	538	2863	490	279	56.94%	210	42.86%	1	0.20%	0	48
Precinct 19	219	1307	209	124	59.33%	85	40.67%	0	0.00%	0	10
Precinct 28	663	5024	634	381	60.09%	250	39.43%	3	0.47%	0	29
Precinct 29	641	3730	590	361	61.19%	228	38.64%	1	0.17%	0	51
Precinct 31	792	3048	750	449	59.87%	299	39.87%	2	0.27%	0	42
Precinct 36	796	4218	747	481	64.39%	264	35.34%	2	0.27%	0	49
Precinct 48	287	1696	274	181	66.06%	93	33.94%	0	0.00%	0	13
Total	4599	26852	4308	2660	61.75%	1637	38.00%	11	0.26%	0	291

I, Nancy Blankenship, Deschutes County Clerk, do hereby certify that the votes recorded on this report correctly summarize the tally of votes cast at the May 16, 2017 Special Election.

Dated this 1st day of June, 2017.


Nancy Blankenship
Deschutes County Clerk

Statement of Votes Cast by Contests, Official Final Results

Page: 27 of 74

Deschutes County, May 16, 2017

2017-06-02

All Precincts, All Districts, All Contests

09:17:41

Total Ballots Cast: 36789, Registered Voters: 123507, Overall Turnout: 29.79%

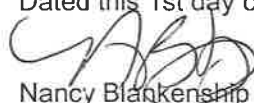
50 precincts reported out of 50 total

Director, Position 5 - Redmond Fire & Rescue (Vote for 1)

Precinct	Ballots Cast	Reg. Voters	Total Votes	Carrol (Mac) McIntosh	William Schertzinger	Write-in	Over Votes	Under Votes
Precinct 17	663	4966	594	345 58.08%	246 41.41%	3 0.51%	1	68
Precinct 18	538	2863	487	293 60.16%	192 39.43%	2 0.41%	0	51
Precinct 19	219	1307	202	112 55.45%	90 44.55%	0 0.00%	0	17
Precinct 28	663	5024	600	291 48.50%	306 51.00%	3 0.50%	0	63
Precinct 29	641	3730	566	284 50.18%	281 49.65%	1 0.18%	0	75
Precinct 31	792	3048	710	347 48.87%	352 50.99%	1 0.14%	0	82
Precinct 36	796	4218	721	365 50.62%	354 49.10%	2 0.28%	0	75
Precinct 48	287	1696	267	142 53.18%	125 46.82%	0 0.00%	0	20
Total	4599	26852	4147	2179 52.54%	1956 47.17%	12 0.29%	1	451

I, Nancy Blankenship, Deschutes County Clerk, do hereby certify that the votes recorded on this report correctly summarize the tally of votes cast at the May 16, 2017 Special Election.

Dated this 1st day of June, 2017.



Nancy Blankenship
Deschutes County Clerk

Statement of Votes Cast by Contests, Official Final Results

Page: 28 of 74

Deschutes County, May 16, 2017

2017-06-02

All Precincts, All Districts, All Contests

09:17:41

Total Ballots Cast: 36789, Registered Voters: 123507, Overall Turnout: 29.79%

50 precincts reported out of 50 total

Director, Position 1 - Deschutes County Rural Fire Protection District (Vote for 1)

Precinct	Ballots Cast	Reg. Voters	Total Votes	Ken Goodnight		Write-in		Over Votes	Under Votes
Precinct 08	155	342	75	74	98.67%	1	1.33%	0	80
Precinct 10	75	252	34	34	100.00%	0	0.00%	0	41
Precinct 12	925	2616	451	448	99.33%	3	0.67%	0	474
Precinct 13	208	1197	159	158	99.37%	1	0.63%	0	49
Precinct 14	25	130	17	17	100.00%	0	0.00%	0	8
Precinct 19	0	4	0	0	0.00%	0	0.00%	0	0
Precinct 21	570	1423	296	288	97.30%	8	2.70%	0	274
Precinct 31	24	193	14	13	92.86%	1	7.14%	0	10
Precinct 37	294	1139	193	191	98.96%	2	1.04%	0	101
Precinct 41	539	2664	353	351	99.43%	2	0.57%	0	186
Precinct 42	978	3741	482	477	98.96%	5	1.04%	0	496
Precinct 43	839	1775	420	412	98.10%	8	1.90%	0	419
Precinct 49	353	727	191	191	100.00%	0	0.00%	0	162
Total	4985	16203	2685	2654	98.85%	31	1.15%	0	2300

I, Nancy Blankenship, Deschutes County Clerk, do hereby certify that the votes recorded on this report correctly summarize the tally of votes cast at the May 16, 2017 Special Election.

Dated this 1st day of June, 2017.



Nancy Blankenship
Deschutes County Clerk

Statement of Votes Cast by Contests, Official Final Results

Page: 29 of 74

Deschutes County, May 16, 2017

2017-06-02

All Precincts, All Districts, All Contests

09:17:41

Total Ballots Cast: 36789, Registered Voters: 123507, Overall Turnout: 29.79%

50 precincts reported out of 50 total

Director, Position 2 - Deschutes County Rural Fire Protection District (Vote for 1)

Precinct	Ballots Cast	Reg. Voters	Total Votes	Richard Ridenour		Write-in		Over Votes	Under Votes
Precinct 08	155	342	74	73	98.65%	1	1.35%	0	81
Precinct 10	75	252	34	34	100.00%	0	0.00%	0	41
Precinct 12	925	2616	453	450	99.34%	3	0.66%	0	472
Precinct 13	208	1197	164	163	99.39%	1	0.61%	0	44
Precinct 14	25	130	16	16	100.00%	0	0.00%	0	9
Precinct 19	0	4	0	0	0.00%	0	0.00%	0	0
Precinct 21	570	1423	285	277	97.19%	8	2.81%	0	285
Precinct 31	24	193	15	15	100.00%	0	0.00%	0	9
Precinct 37	294	1139	194	192	98.97%	2	1.03%	0	100
Precinct 41	539	2664	345	342	99.13%	3	0.87%	0	194
Precinct 42	978	3741	474	464	97.89%	10	2.11%	0	504
Precinct 43	839	1775	409	399	97.56%	10	2.44%	0	430
Precinct 49	353	727	194	194	100.00%	0	0.00%	0	159
Total	4985	16203	2657	2619	98.57%	38	1.43%	0	2328

I, Nancy Blankenship, Deschutes County Clerk, do hereby certify that the votes recorded on this report correctly summarize the tally of votes cast at the May 16, 2017 Special Election.

Dated this 1st day of June, 2017.



Nancy Blankenship
Deschutes County Clerk

Statement of Votes Cast by Contests, Official Final Results

Page: 30 of 74

Deschutes County, May 16, 2017

2017-06-02

All Precincts, All Districts, All Contests

09:17:41

Total Ballots Cast: 36789, Registered Voters: 123507, Overall Turnout: 29.79%


50 precincts reported out of 50 total

Director, Position 3 - Deschutes County Rural Fire Protection District (Vote for 1)

Precinct	Ballots Cast	Reg. Voters	Total Votes	George Roshak	Write-in	Over Votes	Under Votes
Precinct 08	155	342	74	73 98.65%	1 1.35%	0	81
Precinct 10	75	252	35	35 100.00%	0 0.00%	0	40
Precinct 12	925	2616	459	454 98.91%	5 1.09%	0	466
Precinct 13	208	1197	160	158 98.75%	2 1.25%	0	48
Precinct 14	25	130	17	17 100.00%	0 0.00%	0	8
Precinct 19	0	4	0	0 0.00%	0 0.00%	0	0
Precinct 21	570	1423	285	277 97.19%	8 2.81%	0	285
Precinct 31	24	193	15	15 100.00%	0 0.00%	0	9
Precinct 37	294	1139	193	191 98.96%	2 1.04%	0	101
Precinct 41	539	2664	350	349 99.71%	1 0.29%	0	189
Precinct 42	978	3741	465	458 98.49%	7 1.51%	0	513
Precinct 43	839	1775	413	402 97.34%	11 2.66%	0	426
Precinct 49	353	727	195	195 100.00%	0 0.00%	0	158
Total	4985	16203	2661	2624 98.61%	37 1.39%	0	2324

I, Nancy Blankenship, Deschutes County Clerk, do hereby certify that the votes recorded on this report correctly summarize the tally of votes cast at the May 16, 2017 Special Election.

Dated this 1st day of June, 2017.



Nancy Blankenship
Deschutes County Clerk

Statement of Votes Cast by Contests, Official Final Results

Deschutes County, May 16, 2017

All Precincts, All Districts, All Contests

Total Ballots Cast: 36789, Registered Voters: 123507, Overall Turnout: 29.79%

50 precincts reported out of 50 total

Page: 31 of 74

2017-06-02


09:17:41

Director, Position 1 - La Pine Rural Fire Protection District (Vote for 1)

Precinct	Ballots Cast	Reg. Voters	Total Votes	Jerry Hubbard		Write-in		Over Votes	Under Votes
Precinct 16	7	31	3	3	100.00%	0	0.00%	0	4
Precinct 23	261	1127	177	172	97.18%	5	2.82%	0	84
Precinct 24	255	918	147	145	98.64%	2	1.36%	0	108
Precinct 38	824	2738	491	490	99.80%	1	0.20%	0	333
Precinct 39	1081	3643	643	638	99.22%	5	0.78%	0	438
Precinct 40	376	1250	223	222	99.55%	1	0.45%	0	153
Precinct 50	456	1435	256	254	99.22%	2	0.78%	0	200
Total	3260	11142	1940	1924	99.18%	16	0.82%	0	1320

I, Nancy Blankenship, Deschutes County Clerk, do hereby certify that the votes recorded on this report correctly summarize the tally of votes cast at the May 16, 2017 Special Election.

Dated this 1st day of June, 2017.


Nancy Blankenship
Deschutes County Clerk

Statement of Votes Cast by Contests, Official Final Results

Deschutes County, May 16, 2017

All Precincts, All Districts, All Contests

Total Ballots Cast: 36789, Registered Voters: 123507, Overall Turnout: 29.79%

50 precincts reported out of 50 total

Page: 32 of 74

2017-06-02


09:17:41

Director, Position 2 - La Pine Rural Fire Protection District (Vote for 1)

Precinct	Ballots Cast	Reg. Voters	Total Votes	Doug Cox		Write-in		Over Votes	Under Votes
Precinct 16	7	31	2	2	100.00%	0	0.00%	0	5
Precinct 23	261	1127	178	174	97.75%	4	2.25%	0	83
Precinct 24	255	918	156	154	98.72%	2	1.28%	0	99
Precinct 38	824	2738	461	460	99.78%	1	0.22%	0	363
Precinct 39	1081	3643	654	648	99.08%	6	0.92%	0	427
Precinct 40	376	1250	230	228	99.13%	2	0.87%	0	146
Precinct 50	456	1435	263	258	98.10%	5	1.90%	0	193
Total	3260	11142	1944	1924	98.97%	20	1.03%	0	1316

I, Nancy Blankenship, Deschutes County Clerk, do hereby certify that the votes recorded on this report correctly summarize the tally of votes cast at the May 16, 2017 Special Election.

Dated this 1st day of June, 2017.



Nancy Blankenship
Deschutes County Clerk

Statement of Votes Cast by Contests, Official Final Results
Deschutes County, May 16, 2017

Page: 33 of 74
2017-06-02
09:17:41

All Precincts, All Districts, All Contests

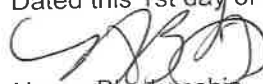
Total Ballots Cast: 36789, Registered Voters: 123507, Overall Turnout: 29.79%
50 precincts reported out of 50 total

Director, Position 5 - La Pine Rural Fire Protection District (Vote for 1)

Precinct	Ballots Cast	Reg. Voters	Total Votes	Larry J South	Write-in	Over Votes	Under Votes
Precinct 16	7	31	2	2 100.00%	0 0.00%	0	5
Precinct 23	261	1127	178	173 97.19%	5 2.81%	0	83
Precinct 24	255	918	144	142 98.61%	2 1.39%	0	111
Precinct 38	824	2738	453	450 99.34%	3 0.66%	0	371
Precinct 39	1081	3643	643	640 99.53%	3 0.47%	0	438
Precinct 40	376	1250	216	215 99.54%	1 0.46%	0	160
Precinct 50	456	1435	246	242 98.37%	4 1.63%	0	210
Total	3260	11142	1882	1864 99.04%	18 0.96%	0	1378

I, Nancy Blankenship, Deschutes County Clerk, do hereby
certify that the votes recorded on this report correctly
summarize the tally of votes cast at the May 16, 2017
Special Election.

Dated this 1st day of June, 2017.



Nancy Blankenship
Deschutes County Clerk

Statement of Votes Cast by Contests, Official Final Results

Deschutes County, May 16, 2017

All Precincts, All Districts, All Contests

Total Ballots Cast: 36789, Registered Voters: 123507, Overall Turnout: 29.79%

50 precincts reported out of 50 total

Page: 34 of 74

2017-06-02

09:17:41

Director, Position 1 - Sisters-Camp Sherman Rural Fire Protection (Vote for 1)

Precinct	Ballots Cast	Reg. Voters	Total Votes	Heather Johnson	Write-in	Over Votes	Under Votes
Precinct 15	256	766	190	190 100.00%	0 0.00%	0	66
Precinct 30	394	1707	319	317 99.37%	2 0.63%	0	75
Precinct 45	476	1746	347	347 100.00%	0 0.00%	0	129
Total	1126	4219	856	854 99.77%	2 0.23%	0	270

I, Nancy Blankenship, Deschutes County Clerk, do hereby certify that the votes recorded on this report correctly summarize the tally of votes cast at the May 16, 2017 Special Election.

Dated this 1st day of June, 2017.



Nancy Blankenship
Deschutes County Clerk

Statement of Votes Cast by Contests, Official Final Results
Deschutes County, May 16, 2017

All Precincts, All Districts, All Contests

Total Ballots Cast: 36789, Registered Voters: 123507, Overall Turnout: 29.79%
50 precincts reported out of 50 total


Page: 35 of 74
2017-06-02
09:17:41

Director, Position 2 - Sisters-Camp Sherman Rural Fire Protection (Vote for 1)

Precinct	Ballots Cast	Reg. Voters	Total Votes	Roger W White		Write-in		Over Votes	Under Votes
Precinct 15	256	766	169	169	100.00%	0	0.00%	0	87
Precinct 30	394	1707	311	310	99.68%	1	0.32%	0	83
Precinct 45	476	1746	351	351	100.00%	0	0.00%	0	125
Total	1126	4219	831	830	99.88%	1	0.12%	0	295

I, Nancy Blankenship, Deschutes County Clerk, do hereby
certify that the votes recorded on this report correctly
summarize the tally of votes cast at the May 16, 2017
Special Election.

Dated this 1st day of June, 2017.


Nancy Blankenship
Deschutes County Clerk

Statement of Votes Cast by Contests, Official Final Results

Deschutes County, May 16, 2017

All Precincts, All Districts, All Contests

Total Ballots Cast: 36789, Registered Voters: 123507, Overall Turnout: 29.79%

50 precincts reported out of 50 total

Page: 36 of 74

2017-06-02


09:17:41

Director, Position 3 - Sisters-Camp Sherman Rural Fire Protection (Vote for 1)

Precinct	Ballots Cast	Reg. Voters	Total Votes	Ken Jones		Jack McGowan		Write-in		Over Votes	Under Votes
Precinct 15	256	766	228	43	18.86%	184	80.70%	1	0.44%	1	27
Precinct 30	394	1707	354	78	22.03%	274	77.40%	2	0.56%	0	40
Precinct 45	476	1746	396	78	19.70%	318	80.30%	0	0.00%	0	80
Total	1126	4219	978	199	20.35%	776	79.35%	3	0.31%	1	147

I, Nancy Blankenship, Deschutes County Clerk, do hereby certify that the votes recorded on this report correctly summarize the tally of votes cast at the May 16, 2017 Special Election.

Dated this 1st day of June, 2017.


Nancy Blankenship
Deschutes County Clerk

Statement of Votes Cast by Contests, Official Final Results

Deschutes County, May 16, 2017

All Precincts, All Districts, All Contests

Total Ballots Cast: 36789, Registered Voters: 123507, Overall Turnout: 29.79%

50 precincts reported out of 50 total

Page: 37 of 74

2017-06-02

09:17:41

Director, Position 1 - Alfalfa Fire District (Vote for 1)

Precinct	Ballots Cast	Reg. Voters	Total Votes	Robert Kathman	Write-in	Over Votes	Under Votes
Precinct 10	104	769	88	85 96.59%	3 3.41%	0	16
Total	104	769	88	85 96.59%	3 3.41%	0	16

I, Nancy Blankenship, Deschutes County Clerk, do hereby certify that the votes recorded on this report correctly summarize the tally of votes cast at the May 16, 2017 Special Election.

Dated this 1st day of June, 2017.



Nancy Blankenship
Deschutes County Clerk

Statement of Votes Cast by Contests, Official Final Results

Deschutes County, May 16, 2017

All Precincts, All Districts, All Contests

Total Ballots Cast: 36789, Registered Voters: 123507, Overall Turnout: 29.79%

50 precincts reported out of 50 total

Page: 38 of 74

2017-06-02


09:17:41

Director, Position 3 - Alfalfa Fire District (Vote for 1)

Precinct	Ballots Cast	Reg. Voters	Total Votes	Nathan Starr	Write-in	Over Votes	Under Votes
Precinct 10	104	769	86	84 97.67%	2 2.33%	0	18
Total	104	769	86	84 97.67%	2 2.33%	0	18

I, Nancy Blankenship, Deschutes County Clerk, do hereby certify that the votes recorded on this report correctly summarize the tally of votes cast at the May 16, 2017 Special Election.

Dated this 1st day of June, 2017.



Nancy Blankenship
Deschutes County Clerk

Statement of Votes Cast by Contests, Official Final Results

Deschutes County, May 16, 2017

All Precincts, All Districts, All Contests

Total Ballots Cast: 36789, Registered Voters: 123507, Overall Turnout: 29.79%

50 precincts reported out of 50 total

Page: 39 of 74

2017-06-02

09:17:41

Director, Position 4 - Alfalfa Fire District (Vote for 1)

Precinct	Ballots Cast	Reg. Voters	Total Votes	Rowan Hollitz	Write-in	Over Votes	Under Votes
Precinct 10	104	769	85	83 97.65%	2 2.35%	0	19
Total	104	769	85	83 97.65%	2 2.35%	0	19

I, Nancy Blankenship, Deschutes County Clerk, do hereby certify that the votes recorded on this report correctly summarize the tally of votes cast at the May 16, 2017 Special Election.

Dated this 1st day of June, 2017.



Nancy Blankenship
Deschutes County Clerk

Statement of Votes Cast by Contests, Official Final Results

Deschutes County, May 16, 2017

All Precincts, All Districts, All Contests

Total Ballots Cast: 36789, Registered Voters: 123507, Overall Turnout: 29.79%

50 precincts reported out of 50 total

Page: 40 of 74

2017-06-02

09:17:41

Director, Position 5 - Alfalfa Fire District (Vote for 1)

Precinct	Ballots Cast	Reg. Voters	Total Votes	Gary D Hughes	Write-in	Over Votes	Under Votes
Precinct 10	104	769	86	84 97.67%	2 2.33%	0	18
Total	104	769	86	84 97.67%	2 2.33%	0	18

I, Nancy Blankenship, Deschutes County Clerk, do hereby certify that the votes recorded on this report correctly summarize the tally of votes cast at the May 16, 2017 Special Election.

Dated this 1st day of June, 2017.



Nancy Blankenship
Deschutes County Clerk

Statement of Votes Cast by Contests, Official Final Results

Deschutes County, May 16, 2017

All Precincts, All Districts, All Contests

Total Ballots Cast: 36789, Registered Voters: 123507, Overall Turnout: 29.79%

50 precincts reported out of 50 total

Page: 41 of 74

2017-06-02


09:17:41

Director, Position 3 - Bend Metro Park & Recreation District (Vote for 1)

Precinct	Ballots Cast	Reg. Voters	Total Votes	Nathan Hovekamp		Write-in	Over Votes	Under Votes
Precinct 01	1212	2909	771	756	98.05%	15	1.95%	441
Precinct 02	1154	3015	604	589	97.52%	15	2.48%	550
Precinct 03	1660	3434	1037	1020	98.36%	17	1.64%	623
Precinct 04	1191	3455	716	701	97.91%	15	2.09%	475
Precinct 05	1736	4411	990	973	98.28%	17	1.72%	746
Precinct 06	851	3186	532	516	96.99%	16	3.01%	319
Precinct 07	729	1978	447	440	98.43%	7	1.57%	282
Precinct 08	155	342	85	84	98.82%	1	1.18%	70
Precinct 09	515	2122	296	287	96.96%	9	3.04%	219
Precinct 11	462	1218	286	283	98.95%	3	1.05%	176
Precinct 12	140	466	78	77	98.72%	1	1.28%	62
Precinct 20	1376	4562	813	801	98.52%	12	1.48%	563
Precinct 21	18	55	10	9	90.00%	1	10.00%	8
Precinct 25	958	3723	569	561	98.59%	8	1.41%	389
Precinct 26	754	2585	431	424	98.38%	7	1.62%	323
Precinct 27	896	2129	545	534	97.98%	11	2.02%	351
Precinct 32	901	3474	542	531	97.97%	11	2.03%	359
Precinct 33	1256	3106	665	658	98.95%	7	1.05%	591
Precinct 34	940	3591	605	600	99.17%	5	0.83%	334
Precinct 35	1562	2886	926	916	98.92%	10	1.08%	636
Precinct 37	40	100	18	17	94.44%	1	5.56%	22
Precinct 44	1078	3213	614	607	98.86%	7	1.14%	464
Precinct 46	670	2193	399	395	99.00%	4	1.00%	271
Precinct 47	1400	2729	787	768	97.59%	19	2.41%	613
Precinct 49	34	86	19	17	89.47%	2	10.53%	15
Total	21688	60968	12785	12564	98.27%	221	1.73%	8902

I, Nancy Blankenship, Deschutes County Clerk, do hereby certify that the votes recorded on this report correctly summarize the tally of votes cast at the May 16, 2017 Special Election.

Dated this 1st day of June, 2017.



Nancy Blankenship
Deschutes County Clerk

Statement of Votes Cast by Contests, Official Final Results
Deschutes County, May 16, 2017

Page: 42 of 74
2017-06-02
09:17:41

All Precincts, All Districts, All Contests

Total Ballots Cast: 36789, Registered Voters: 123507, Overall Turnout: 29.79%
50 precincts reported out of 50 total

Director, Position 4 - Bend Metro Park & Recreation District (Vote for 1)

Precinct	Ballots Cast	Reg. Voters	Total Votes	Justin L Gottlieb		Laura Boehme		Ron (Rondo) Boozell		Ted Schoenborn	
Precinct 01	1212	2909	951	68	7.15%	249	26.18%	41	4.31%	589	61.93%
Precinct 02	1154	3015	805	56	6.96%	318	39.50%	76	9.44%	351	43.60%
Precinct 03	1660	3434	1298	69	5.32%	383	29.51%	45	3.47%	798	61.48%
Precinct 04	1191	3455	942	90	9.55%	266	28.24%	78	8.28%	505	53.61%
Precinct 05	1736	4411	1228	86	7.00%	394	32.08%	86	7.00%	659	53.66%
Precinct 06	851	3186	645	38	5.89%	215	33.33%	52	8.06%	337	52.25%
Precinct 07	729	1978	565	36	6.37%	171	30.27%	37	6.55%	320	56.64%
Precinct 08	155	342	106	9	8.49%	50	47.17%	2	1.89%	45	42.45%
Precinct 09	515	2122	378	34	8.99%	107	28.31%	39	10.32%	195	51.59%
Precinct 11	462	1218	355	19	5.35%	129	36.34%	18	5.07%	188	52.96%
Precinct 12	140	466	98	9	9.18%	42	42.86%	4	4.08%	43	43.88%
Precinct 20	1376	4562	985	94	9.54%	388	39.39%	78	7.92%	417	42.34%
Precinct 21	18	55	13	2	15.38%	4	30.77%	3	23.08%	4	30.77%
Precinct 25	958	3723	692	53	7.66%	274	39.60%	51	7.37%	312	45.09%
Precinct 26	754	2585	550	46	8.36%	211	38.36%	44	8.00%	246	44.73%
Precinct 27	896	2129	686	40	5.83%	198	28.86%	43	6.27%	405	59.04%
Precinct 32	901	3474	692	83	11.99%	228	32.95%	83	11.99%	294	42.49%
Precinct 33	1256	3106	868	58	6.68%	337	38.82%	49	5.65%	418	48.16%
Precinct 34	940	3591	686	74	10.79%	301	43.88%	46	6.71%	262	38.19%
Precinct 35	1562	2886	1181	67	5.67%	398	33.70%	51	4.32%	658	55.72%
Precinct 37	40	100	28	2	7.14%	18	64.29%	1	3.57%	7	25.00%
Precinct 44	1078	3213	759	69	9.09%	290	38.21%	66	8.70%	334	44.01%
Precinct 46	670	2193	493	35	7.10%	175	35.50%	37	7.51%	246	49.90%
Precinct 47	1400	2729	1042	71	6.81%	420	40.31%	51	4.89%	498	47.79%
Precinct 49	34	86	24	2	8.33%	12	50.00%	3	12.50%	7	29.17%
Total	21688	60968	16070	1210	7.53%	5578	34.71%	1084	6.75%	8138	50.64%

I, Nancy Blankenship, Deschutes County Clerk, do hereby certify that the votes recorded on this report correctly summarize the tally of votes cast at the May 16, 2017 Special Election.

Dated this 1st day of June, 2017.


Nancy Blankenship
Deschutes County Clerk

Statement of Votes Cast by Contests, Official Final Results
Deschutes County, May 16, 2017

All Precincts, All Districts, All Contests

Total Ballots Cast: 36789, Registered Voters: 123507, Overall Turnout: 29.79%
50 precincts reported out of 50 total

Page: 43 of 74
2017-06-02
09:17:41

Director, Position 4 - Bend Metro Park & Recreation District (Vote for 1)

Precinct	Ballots Cast	Reg. Voters	Total Votes	Write-in	Over Votes	Under Votes
Precinct 01	1212	2909	951	4 0.42%	0	261
Precinct 02	1154	3015	805	4 0.50%	0	349
Precinct 03	1660	3434	1298	3 0.23%	0	362
Precinct 04	1191	3455	942	3 0.32%	0	249
Precinct 05	1736	4411	1228	3 0.24%	1	507
Precinct 06	851	3186	645	3 0.47%	0	206
Precinct 07	729	1978	565	1 0.18%	0	164
Precinct 08	155	342	106	0 0.00%	0	49
Precinct 09	515	2122	378	3 0.79%	0	137
Precinct 11	462	1218	355	1 0.28%	0	107
Precinct 12	140	466	98	0 0.00%	0	42
Precinct 20	1376	4562	985	8 0.81%	0	391
Precinct 21	18	55	13	0 0.00%	0	5
Precinct 25	958	3723	692	2 0.29%	0	266
Precinct 26	754	2585	550	3 0.55%	0	204
Precinct 27	896	2129	686	0 0.00%	1	209
Precinct 32	901	3474	692	4 0.58%	1	208
Precinct 33	1256	3106	868	6 0.69%	0	388
Precinct 34	940	3591	686	3 0.44%	1	253
Precinct 35	1562	2886	1181	7 0.59%	0	381
Precinct 37	40	100	28	0 0.00%	0	12
Precinct 44	1078	3213	759	0 0.00%	0	319
Precinct 46	670	2193	493	0 0.00%	0	177
Precinct 47	1400	2729	1042	2 0.19%	0	358
Precinct 49	34	86	24	0 0.00%	0	10
Total	21688	60968	16070	60 0.37%	4	5614

I, Nancy Blankenship, Deschutes County Clerk, do hereby
certify that the votes recorded on this report correctly
summarize the tally of votes cast at the May 16, 2017
Special Election.

Dated this 1st day of June, 2017.



Nancy Blankenship
Deschutes County Clerk

Statement of Votes Cast by Contests, Official Final Results

Deschutes County, May 16, 2017

All Precincts, All Districts, All Contests

Total Ballots Cast: 36789, Registered Voters: 123507, Overall Turnout: 29.79%

50 precincts reported out of 50 total

Page: 44 of 74

2017-06-02

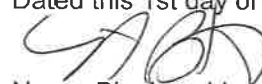
09:17:41

Director, Position 5 - Bend Metro Park & Recreation District (Vote for 1)

Precinct	Ballots Cast	Reg. Voters	Total Votes	Jason Kropf		Adam Bledsoe		Joanne Mathews		Lauren Sprang	
Precinct 01	1212	2909	1026	286	27.88%	211	20.57%	114	11.11%	398	38.79%
Precinct 02	1154	3015	860	178	20.70%	307	35.70%	106	12.33%	233	27.09%
Precinct 03	1660	3434	1407	368	26.15%	301	21.39%	121	8.60%	595	42.29%
Precinct 04	1191	3455	980	235	23.98%	211	21.53%	110	11.22%	383	39.08%
Precinct 05	1736	4411	1333	278	20.86%	379	28.43%	149	11.18%	494	37.06%
Precinct 06	851	3186	662	147	22.21%	176	26.59%	54	8.16%	265	40.03%
Precinct 07	729	1978	595	154	25.88%	146	24.54%	55	9.24%	229	38.49%
Precinct 08	155	342	121	24	19.83%	54	44.63%	15	12.40%	26	21.49%
Precinct 09	515	2122	396	108	27.27%	107	27.02%	40	10.10%	129	32.58%
Precinct 11	462	1218	374	82	21.93%	126	33.69%	42	11.23%	114	30.48%
Precinct 12	140	466	96	31	32.29%	22	22.92%	11	11.46%	26	27.08%
Precinct 20	1376	4562	1033	267	25.85%	300	29.04%	131	12.68%	295	28.56%
Precinct 21	18	55	13	1	7.69%	5	38.46%	1	7.69%	3	23.08%
Precinct 25	958	3723	705	159	22.55%	204	28.94%	81	11.49%	230	32.62%
Precinct 26	754	2585	570	113	19.82%	172	30.18%	69	12.11%	204	35.79%
Precinct 27	896	2129	725	149	20.55%	163	22.48%	56	7.72%	341	47.03%
Precinct 32	901	3474	721	189	26.21%	171	23.72%	84	11.65%	255	35.37%
Precinct 33	1256	3106	952	225	23.63%	342	35.92%	107	11.24%	246	25.84%
Precinct 34	940	3591	703	142	20.20%	199	28.31%	106	15.08%	220	31.29%
Precinct 35	1562	2886	1260	264	20.95%	430	34.13%	139	11.03%	409	32.46%
Precinct 37	40	100	27	6	22.22%	11	40.74%	6	22.22%	4	14.81%
Precinct 44	1078	3213	783	174	22.22%	239	30.52%	93	11.88%	243	31.03%
Precinct 46	670	2193	507	122	24.06%	119	23.47%	79	15.58%	175	34.52%
Precinct 47	1400	2729	1126	248	22.02%	508	45.12%	104	9.24%	257	22.82%
Precinct 49	34	86	27	4	14.81%	11	40.74%	3	11.11%	7	25.93%
Total	21688	60968	17002	3954	23.26%	4914	28.90%	1876	11.03%	5781	34.00%

I, Nancy Blankenship, Deschutes County Clerk, do hereby certify that the votes recorded on this report correctly summarize the tally of votes cast at the May 16, 2017 Special Election.

Dated this 1st day of June, 2017.



Nancy Blankenship
Deschutes County Clerk

Statement of Votes Cast by Contests, Official Final Results
Deschutes County, May 16, 2017

Page: 45 of 74
2017-06-02
09:17:41

All Precincts, All Districts, All Contests

Total Ballots Cast: 36789, Registered Voters: 123507, Overall Turnout: 29.79%
50 precincts reported out of 50 total

Director, Position 5 - Bend Metro Park & Recreation District (Vote for 1)

Precinct	Ballots Cast	Reg. Voters	Total Votes	Maureen Schlerf	Write-in	Over Votes	Under Votes
Precinct 01	1212	2909	1026	14 1.36%	3 0.29%	0	186
Precinct 02	1154	3015	860	32 3.72%	4 0.47%	0	294
Precinct 03	1660	3434	1407	20 1.42%	2 0.14%	0	253
Precinct 04	1191	3455	980	38 3.88%	3 0.31%	0	211
Precinct 05	1736	4411	1333	29 2.18%	4 0.30%	0	403
Precinct 06	851	3186	662	17 2.57%	3 0.45%	0	189
Precinct 07	729	1978	595	10 1.68%	1 0.17%	0	134
Precinct 08	155	342	121	2 1.65%	0 0.00%	0	34
Precinct 09	515	2122	396	10 2.53%	2 0.51%	0	119
Precinct 11	462	1218	374	8 2.14%	2 0.53%	0	88
Precinct 12	140	466	96	6 6.25%	0 0.00%	0	44
Precinct 20	1376	4562	1033	35 3.39%	5 0.48%	0	343
Precinct 21	18	55	13	3 23.08%	0 0.00%	0	5
Precinct 25	958	3723	705	29 4.11%	2 0.28%	0	253
Precinct 26	754	2585	570	9 1.58%	3 0.53%	0	184
Precinct 27	896	2129	725	15 2.07%	1 0.14%	0	171
Precinct 32	901	3474	721	19 2.64%	3 0.42%	0	180
Precinct 33	1256	3106	952	29 3.05%	3 0.32%	0	304
Precinct 34	940	3591	703	32 4.55%	4 0.57%	1	236
Precinct 35	1562	2886	1260	16 1.27%	2 0.16%	0	302
Precinct 37	40	100	27	0 0.00%	0 0.00%	0	13
Precinct 44	1078	3213	783	34 4.34%	0 0.00%	0	295
Precinct 46	670	2193	507	12 2.37%	0 0.00%	0	163
Precinct 47	1400	2729	1126	8 0.71%	1 0.09%	0	274
Precinct 49	34	86	27	2 7.41%	0 0.00%	0	7
Total	21688	60968	17002	429 2.52%	48 0.28%	1	4685

I, Nancy Blankenship, Deschutes County Clerk, do hereby
certify that the votes recorded on this report correctly
summarize the tally of votes cast at the May 16, 2017
Special Election.

Dated this 1st day of June, 2017.


Nancy Blankenship
Deschutes County Clerk

Statement of Votes Cast by Contests, Official Final Results

Page: 46 of 74

Deschutes County, May 16, 2017

2017-06-02

All Precincts, All Districts, All Contests

09:17:41

Total Ballots Cast: 36789, Registered Voters: 123507, Overall Turnout: 29.79%

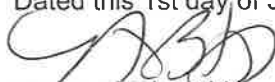
50 precincts reported out of 50 total

Director, Position 1 - Redmond Area Park & Recreation District (Vote for 1)

Precinct	Ballots Cast	Reg. Voters	Total Votes	Matthew B Gilman	Lisa D Soper	Write-in	Over Votes	Under Votes
Precinct 13	0	4	0	0 0.00%	0 0.00%	0 0.00%	0	0
Precinct 14	31	98	14	8 57.14%	6 42.86%	0 0.00%	0	17
Precinct 15	3	24	2	2 100.00%	0 0.00%	0 0.00%	0	1
Precinct 17	663	4966	578	395 68.34%	182 31.49%	1 0.17%	0	85
Precinct 18	585	3252	506	338 66.80%	167 33.00%	1 0.20%	0	79
Precinct 19	219	1313	187	128 68.45%	59 31.55%	0 0.00%	0	32
Precinct 28	663	5024	602	413 68.60%	186 30.90%	3 0.50%	0	61
Precinct 29	641	3730	571	401 70.23%	165 28.90%	5 0.88%	0	70
Precinct 31	799	3066	704	564 80.11%	137 19.46%	3 0.43%	0	95
Precinct 36	796	4218	711	504 70.89%	206 28.97%	1 0.14%	0	85
Precinct 48	288	1711	261	169 64.75%	92 35.25%	0 0.00%	0	27
Total	4688	27406	4136	2922 70.65%	1200 29.01%	14 0.34%	0	552

I, Nancy Blankenship, Deschutes County Clerk, do hereby certify that the votes recorded on this report correctly summarize the tally of votes cast at the May 16, 2017 Special Election.

Dated this 1st day of June, 2017.



Nancy Blankenship
Deschutes County Clerk

Statement of Votes Cast by Contests, Official Final Results
Deschutes County, May 16, 2017

Page: 47 of 74
2017-06-02
09:17:41

All Precincts, All Districts, All Contests


Total Ballots Cast: 36789, Registered Voters: 123507, Overall Turnout: 29.79%
50 precincts reported out of 50 total

Director, Position 2 - Redmond Area Park & Recreation District (Vote for 1)

Precinct	Ballots Cast	Reg. Voters	Total Votes	JoAnne Fletcher	Write-in	Over Votes	Under Votes
Precinct 13	0	4	0	0 0.00%	0 0.00%	0	0
Precinct 14	31	98	17	17 100.00%	0 0.00%	0	14
Precinct 15	3	24	3	3 100.00%	0 0.00%	0	0
Precinct 17	663	4966	500	496 99.20%	4 0.80%	0	163
Precinct 18	585	3252	435	433 99.54%	2 0.46%	0	150
Precinct 19	219	1313	167	167 100.00%	0 0.00%	0	52
Precinct 28	663	5024	509	503 98.82%	6 1.18%	0	154
Precinct 29	641	3730	482	475 98.55%	7 1.45%	0	159
Precinct 31	799	3066	581	576 99.14%	5 0.86%	0	218
Precinct 36	796	4218	623	619 99.36%	4 0.64%	0	173
Precinct 48	288	1711	226	224 99.12%	2 0.88%	0	62
Total	4688	27406	3543	3513 99.15%	30 0.85%	0	1145

I, Nancy Blankenship, Deschutes County Clerk, do hereby
certify that the votes recorded on this report correctly
summarize the tally of votes cast at the May 16, 2017
Special Election.

Dated this 1st day of June, 2017.


Nancy Blankenship
Deschutes County Clerk

Statement of Votes Cast by Contests, Official Final Results

Deschutes County, May 16, 2017

All Precincts, All Districts, All Contests

Total Ballots Cast: 36789, Registered Voters: 123507, Overall Turnout: 29.79%

50 precincts reported out of 50 total

Page: 48 of 74

2017-06-02

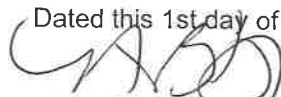
09:17:41

Director, Position 3 - Redmond Area Park & Recreation District (Vote for 1)

Precinct	Ballots Cast	Reg. Voters	Total Votes	Hayes McCoy	Write-in	Over Votes	Under Votes
Precinct 13	0	4	0	0 0.00%	0 0.00%	0	0
Precinct 14	31	98	16	16 100.00%	0 0.00%	0	15
Precinct 15	3	24	3	3 100.00%	0 0.00%	0	0
Precinct 17	663	4966	501	497 99.20%	4 0.80%	0	162
Precinct 18	585	3252	430	429 99.77%	1 0.23%	0	155
Precinct 19	219	1313	171	170 99.42%	1 0.58%	0	48
Precinct 28	663	5024	506	501 99.01%	5 0.99%	0	157
Precinct 29	641	3730	484	476 98.35%	8 1.65%	0	157
Precinct 31	799	3066	584	580 99.32%	4 0.68%	0	215
Precinct 36	796	4218	626	625 99.84%	1 0.16%	0	170
Precinct 48	288	1711	233	232 99.57%	1 0.43%	0	55
Total	4688	27406	3554	3529 99.30%	25 0.70%	0	1134

I, Nancy Blankenship, Deschutes County Clerk, do hereby certify that the votes recorded on this report correctly summarize the tally of votes cast at the May 16, 2017 Special Election.

Dated this 1st day of June, 2017.



Nancy Blankenship
Deschutes County Clerk

Statement of Votes Cast by Contests, Official Final Results

Deschutes County, May 16, 2017

All Precincts, All Districts, All Contests

Total Ballots Cast: 36789, Registered Voters: 123507, Overall Turnout: 29.79%

50 precincts reported out of 50 total

Page: 49 of 74

2017-06-02

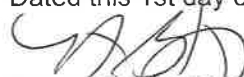
09:17:41

Director, Position 1 - La Pine Park & Recreation District (Vote for 1)

Precinct	Ballots Cast	Reg. Voters	Total Votes	Tracy M Ross		Write-in		Over Votes	Under Votes
Precinct 23	261	1127	176	172	97.73%	4	2.27%	0	85
Precinct 24	254	913	148	144	97.30%	4	2.70%	0	106
Precinct 38	0	8	0	0	0.00%	0	0.00%	0	0
Precinct 39	1023	3440	605	599	99.01%	6	0.99%	0	418
Precinct 40	376	1250	224	222	99.11%	2	0.89%	0	152
Precinct 50	454	1430	247	243	98.38%	4	1.62%	0	207
Total	2368	8168	1400	1380	98.57%	20	1.43%	0	968

I, Nancy Blankenship, Deschutes County Clerk, do hereby certify that the votes recorded on this report correctly summarize the tally of votes cast at the May 16, 2017 Special Election.

Dated this 1st day of June, 2017.



Nancy Blankenship
Deschutes County Clerk

Statement of Votes Cast by Contests, Official Final Results

Deschutes County, May 16, 2017

All Precincts, All Districts, All Contests

Total Ballots Cast: 36789, Registered Voters: 123507, Overall Turnout: 29.79%

50 precincts reported out of 50 total

Page: 50 of 74

2017-06-02


09:17:41

Director, Position 2 - La Pine Park & Recreation District (Vote for 1)

Precinct	Ballots Cast	Reg. Voters	Total Votes	Linda Vassalli	Write-in	Over Votes	Under Votes
Precinct 23	261	1127	169	162 95.86%	7 4.14%	0	92
Precinct 24	254	913	143	142 99.30%	1 0.70%	0	111
Precinct 38	0	8	0	0 0.00%	0 0.00%	0	0
Precinct 39	1023	3440	584	576 98.63%	8 1.37%	0	439
Precinct 40	376	1250	218	216 99.08%	2 0.92%	0	158
Precinct 50	454	1430	231	228 98.70%	3 1.30%	0	223
Total	2368	8168	1345	1324 98.44%	21 1.56%	0	1023

I, Nancy Blankenship, Deschutes County Clerk, do hereby certify that the votes recorded on this report correctly summarize the tally of votes cast at the May 16, 2017 Special Election.

Dated this 1st day of June, 2017.



Nancy Blankenship
Deschutes County Clerk

Statement of Votes Cast by Contests, Official Final Results

Deschutes County, May 16, 2017

All Precincts, All Districts, All Contests

Total Ballots Cast: 36789, Registered Voters: 123507, Overall Turnout: 29.79%

50 precincts reported out of 50 total

Page: 51 of 74

2017-06-02


09:17:41

Director, Position 3 - La Pine Park & Recreation District (Vote for 1)

Precinct	Ballots Cast	Reg. Voters	Total Votes	Molly Baker Ray		Write-in		Over Votes	Under Votes
Precinct 23	261	1127	161	158	98.14%	3	1.86%	0	100
Precinct 24	254	913	142	140	98.59%	2	1.41%	0	112
Precinct 38	0	8	0	0	0.00%	0	0.00%	0	0
Precinct 39	1023	3440	585	577	98.63%	8	1.37%	0	438
Precinct 40	376	1250	219	218	99.54%	1	0.46%	0	157
Precinct 50	454	1430	238	235	98.74%	3	1.26%	0	216
Total	2368	8168	1345	1328	98.74%	17	1.26%	0	1023

I, Nancy Blankenship, Deschutes County Clerk, do hereby certify that the votes recorded on this report correctly summarize the tally of votes cast at the May 16, 2017 Special Election.

Dated this 1st day of June, 2017.



Nancy Blankenship
Deschutes County Clerk

Statement of Votes Cast by Contests, Official Final Results

Deschutes County, May 16, 2017

All Precincts, All Districts, All Contests

Total Ballots Cast: 36789, Registered Voters: 123507, Overall Turnout: 29.79%

50 precincts reported out of 50 total

Page: 52 of 74

2017-06-02


09:17:41

Director, Position 1 - Sisters Park & Recreation District (Vote for 1)

Precinct	Ballots Cast	Reg. Voters	Total Votes	Bob Keefer	Write-in	Over Votes	Under Votes
Precinct 14	383	1626	247	245 99.19%	2 0.81%	0	136
Precinct 15	368	1160	244	243 99.59%	1 0.41%	0	124
Precinct 30	394	1707	309	305 98.71%	4 1.29%	0	85
Precinct 45	476	1749	330	330 100.00%	0 0.00%	0	146
Total	1621	6242	1130	1123 99.38%	7 0.62%	0	491

I, Nancy Blankenship, Deschutes County Clerk, do hereby certify that the votes recorded on this report correctly summarize the tally of votes cast at the May 16, 2017 Special Election.

Dated this 1st day of June, 2017.


Nancy Blankenship
Deschutes County Clerk

Statement of Votes Cast by Contests, Official Final Results

Deschutes County, May 16, 2017

All Precincts, All Districts, All Contests

Total Ballots Cast: 36789, Registered Voters: 123507, Overall Turnout: 29.79%

50 precincts reported out of 50 total

Page: 53 of 74

2017-06-02


09:17:41

Director, Position 2 - Sisters Park & Recreation District (Vote for 1)

Precinct	Ballots Cast	Reg. Voters	Total Votes	Write-in	Over Votes	Under Votes
Precinct 14	383	1626	28	28 100.00%	0	355
Precinct 15	368	1160	22	22 100.00%	0	346
Precinct 30	394	1707	24	24 100.00%	0	370
Precinct 45	476	1749	24	24 100.00%	0	452
Total	1621	6242	98	98 100.00%	0	1523

I, Nancy Blankenship, Deschutes County Clerk, do hereby
certify that the votes recorded on this report correctly
summarize the tally of votes cast at the May 16, 2017
Special Election.

Dated this 1st day of June, 2017.

Nancy Blankenship
Deschutes County Clerk

Statement of Votes Cast by Contests, Official Final Results

Deschutes County, May 16, 2017

All Precincts, All Districts, All Contests

Total Ballots Cast: 36789, Registered Voters: 123507, Overall Turnout: 29.79%

50 precincts reported out of 50 total

Page: 54 of 74

2017-06-02

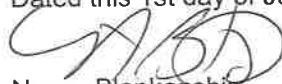
09:17:41

Director, Position 3 - Sisters Park & Recreation District (Vote for 1)

Precinct	Ballots Cast	Reg. Voters	Total Votes	Write-in	Over Votes	Under Votes
Precinct 14	383	1626	10	10 100.00%	0	373
Precinct 15	368	1160	20	20 100.00%	0	348
Precinct 30	394	1707	13	13 100.00%	0	381
Precinct 45	476	1749	24	24 100.00%	0	452
Total	1621	6242	67	67 100.00%	0	1554

I, Nancy Blankenship, Deschutes County Clerk, do hereby certify that the votes recorded on this report correctly summarize the tally of votes cast at the May 16, 2017 Special Election.

Dated this 1st day of June, 2017.



Nancy Blankenship
Deschutes County Clerk

Statement of Votes Cast by Contests, Official Final Results

Deschutes County, May 16, 2017

All Precincts, All Districts, All Contests

Total Ballots Cast: 36789, Registered Voters: 123507, Overall Turnout: 29.79%

50 precincts reported out of 50 total

Page: 55 of 74

2017-06-02

09:17:41

Director, Position 5 - Sisters Park & Recreation District (Vote for 1)

Precinct	Ballots Cast	Reg. Voters	Total Votes	Peggy Tehan	Write-in	Over Votes	Under Votes
Precinct 14	383	1626	278	277 99.64%	1 0.36%	0	105
Precinct 15	368	1160	284	283 99.65%	1 0.35%	0	84
Precinct 30	394	1707	330	330 100.00%	0 0.00%	0	64
Precinct 45	476	1749	383	379 98.96%	4 1.04%	0	93
Total	1621	6242	1275	1269 99.53%	6 0.47%	0	346

I, Nancy Blankenship, Deschutes County Clerk, do hereby
certify that the votes recorded on this report correctly
summarize the tally of votes cast at the May 16, 2017
Special Election.

Dated this 1st day of June, 2017.


Nancy Blankenship
Deschutes County Clerk

Statement of Votes Cast by Contests, Official Final Results

Deschutes County, May 16, 2017

All Precincts, All Districts, All Contests

Total Ballots Cast: 36789, Registered Voters: 123507, Overall Turnout: 29.79%

50 precincts reported out of 50 total

Page: 56 of 74

2017-06-02


09:17:41

Director, Position 1 - Oregon Water Wonderland Unit 2 Sanitary (Vote for 1)

Precinct	Ballots Cast	Reg. Voters	Total Votes	Robert Chase		Write-in		Over Votes	Under Votes
Precinct 38	282	996	172	170	98.84%	2	1.16%	0	110
Total	282	996	172	170	98.84%	2	1.16%	0	110

I, Nancy Blankenship, Deschutes County Clerk, do hereby
certify that the votes recorded on this report correctly
summarize the tally of votes cast at the May 16, 2017
Special Election.

Dated this 1st day of June, 2017.



Nancy Blankenship
Deschutes County Clerk

Statement of Votes Cast by Contests, Official Final Results
Deschutes County, May 16, 2017

All Precincts, All Districts, All Contests

Total Ballots Cast: 36789, Registered Voters: 123507, Overall Turnout: 29.79%
50 precincts reported out of 50 total


Page: 57 of 74
2017-06-02
09:17:41

Director, Position 2 - Oregon Water Wonderland Unit 2 Sanitary (Vote for 1)

Precinct	Ballots Cast	Reg. Voters	Total Votes	Elreta Humeston	Write-in	Over Votes	Under Votes
Precinct 38	282	996	168	165 98.21%	3 1.79%	0	114
Total	282	996	168	165 98.21%	3 1.79%	0	114

I, Nancy Blankenship, Deschutes County Clerk, do hereby
certify that the votes recorded on this report correctly
summarize the tally of votes cast at the May 16, 2017
Special Election.

Dated this 1st day of June, 2017.


Nancy Blankenship

Deschutes County Clerk

Statement of Votes Cast by Contests, Official Final Results
Deschutes County, May 16, 2017

All Precincts, All Districts, All Contests

Total Ballots Cast: 36789, Registered Voters: 123507, Overall Turnout: 29.79%
50 precincts reported out of 50 total

Page: 58 of 74
2017-06-02
09:17:41

Director, Position 4 - Oregon Water Wonderland Unit 2 Sanitary (Vote for 1)

Precinct	Ballots Cast	Reg. Voters	Total Votes	Michael Hanbey	Write-in	Over Votes	Under Votes
Precinct 38	282	996	169	168 99.41%	1 0.59%	0	113
Total	282	996	169	168 99.41%	1 0.59%	0	113

I, Nancy Blankenship, Deschutes County Clerk, do hereby
certify that the votes recorded on this report correctly
summarize the tally of votes cast at the May 16, 2017
Special Election.

Dated this 1st day of June, 2017.


Nancy Blankenship
Deschutes County Clerk

Statement of Votes Cast by Contests, Official Final Results

Deschutes County, May 16, 2017

All Precincts, All Districts, All Contests

Total Ballots Cast: 36789, Registered Voters: 123507, Overall Turnout: 29.79%

50 precincts reported out of 50 total

Page: 59 of 74

2017-06-02

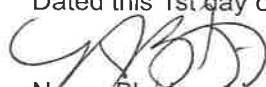
09:17:41

Director, Position 2 - Starwood Sanitary District (Vote for 1)

Precinct	Ballots Cast	Reg. Voters	Total Votes	Robert Malbon	Write-in	Over Votes	Under Votes
Precinct 41	135	301	91	90 98.90%	1 1.10%	0	44
Total	135	301	91	90 98.90%	1 1.10%	0	44

I, Nancy Blankenship, Deschutes County Clerk, do hereby
certify that the votes recorded on this report correctly
summarize the tally of votes cast at the May 16, 2017
Special Election.

Dated this 1st day of June, 2017.

Nancy Blankenship
Deschutes County Clerk

Statement of Votes Cast by Contests, Official Final Results

Deschutes County, May 16, 2017

All Precincts, All Districts, All Contests

Total Ballots Cast: 36789, Registered Voters: 123507, Overall Turnout: 29.79%

50 precincts reported out of 50 total

Page: 60 of 74

2017-06-02

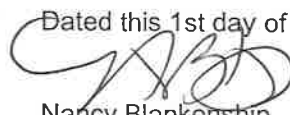
09:17:41

Director, Position 3 - Starwood Sanitary District (Vote for 1)

Precinct	Ballots Cast	Reg. Voters	Total Votes	Joseph Coss	Write-in	Over Votes	Under Votes
Precinct 41	135	301	87	87 100.00%	0 0.00%	0	48
Total	135	301	87	87 100.00%	0 0.00%	0	48

I, Nancy Blankenship, Deschutes County Clerk, do hereby certify that the votes recorded on this report correctly summarize the tally of votes cast at the May 16, 2017 Special Election.

Dated this 1st day of June, 2017.



Nancy Blankenship
Deschutes County Clerk

Statement of Votes Cast by Contests, Official Final Results

Deschutes County, May 16, 2017

All Precincts, All Districts, All Contests

Total Ballots Cast: 36789, Registered Voters: 123507, Overall Turnout: 29.79%

50 precincts reported out of 50 total

Page: 61 of 74

2017-06-02


09:17:41

Director, Position 1 - Chaparral Water Control District (Vote for 1)

Precinct	Ballots Cast	Reg. Voters	Total Votes	Write-in	Over Votes	Under Votes
Precinct 19	27	246	6	6 100.00%	0	21
Precinct 31	2	29	0	0 0.00%	0	2
Total	29	275	6	6 100.00%	0	23

I, Nancy Blankenship, Deschutes County Clerk, do hereby certify that the votes recorded on this report correctly summarize the tally of votes cast at the May 16, 2017 Special Election.

Dated this 1st day of June, 2017.


Nancy Blankenship
Deschutes County Clerk

Statement of Votes Cast by Contests, Official Final Results

Deschutes County, May 16, 2017

All Precincts, All Districts, All Contests

Total Ballots Cast: 36789, Registered Voters: 123507, Overall Turnout: 29.79%

50 precincts reported out of 50 total

Page: 62 of 74

2017-06-02

09:17:41

Director, Position 2 - Chaparral Water Control District (Vote for 1)

Precinct	Ballots Cast	Reg. Voters	Total Votes	Write-in	Over Votes	Under Votes
Precinct 19	27	246	6	6 100.00%	0	21
Precinct 31	2	29	0	0 0.00%	0	2
Total	29	275	6	6 100.00%	0	23

I, Nancy Blankenship, Deschutes County Clerk, do hereby
certify that the votes recorded on this report correctly
summarize the tally of votes cast at the May 16, 2017
Special Election.

Dated this 1st day of June, 2017.


Nancy Blankenship
Deschutes County Clerk

Statement of Votes Cast by Contests, Official Final Results
Deschutes County, May 16, 2017

Page: 63 of 74
2017-06-02
09:17:41

All Precincts, All Districts, All Contests

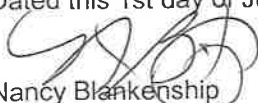
Total Ballots Cast: 36789, Registered Voters: 123507, Overall Turnout: 29.79%
50 precincts reported out of 50 total

Director, Position 5 - Chaparral Water Control District (Vote for 1)

Precinct	Ballots Cast	Reg. Voters	Total Votes	Write-in	Over Votes	Under Votes
Precinct 19	27	246	6	6 100.00%	0	21
Precinct 31	2	29	0	0 0.00%	0	2
Total	29	275	6	6 100.00%	0	23

I, Nancy Blankenship, Deschutes County Clerk, do hereby
certify that the votes recorded on this report correctly
summarize the tally of votes cast at the May 16, 2017
Special Election.

Dated this 1st day of June, 2017.



Nancy Blankenship
Deschutes County Clerk

Statement of Votes Cast by Contests, Official Final Results

Deschutes County, May 16, 2017

All Precincts, All Districts, All Contests

Total Ballots Cast: 36789, Registered Voters: 123507, Overall Turnout: 29.79%

50 precincts reported out of 50 total

Page: 64 of 74

2017-06-02

09:17:41

Director, Position 1 - Laidlaw Water District (Vote for 1)

Precinct	Ballots Cast	Reg. Voters	Total Votes	David C Tyler	Write-in	Over Votes	Under Votes
Precinct 13	45	234	37	37 100.00%	0 0.00%	0	8
Total	45	234	37	37 100.00%	0 0.00%	0	8

I, Nancy Blankenship, Deschutes County Clerk, do hereby certify that the votes recorded on this report correctly summarize the tally of votes cast at the May 16, 2017 Special Election.

Dated this 1st day of June, 2017.



Nancy Blankenship
Deschutes County Clerk

Statement of Votes Cast by Contests, Official Final Results

Deschutes County, May 16, 2017

All Precincts, All Districts, All Contests

Total Ballots Cast: 36789, Registered Voters: 123507, Overall Turnout: 29.79%

50 precincts reported out of 50 total

Page: 65 of 74

2017-06-02


09:17:41

Director, Position 3 - Laidlaw Water District (Vote for 1)

Precinct	Ballots Cast	Reg. Voters	Total Votes	Robert Fish	Write-in	Over Votes	Under Votes
Precinct 13	45	234	38	37 97.37%	1 2.63%	0	7
Total	45	234	38	37 97.37%	1 2.63%	0	7

I, Nancy Blankenship, Deschutes County Clerk, do hereby certify that the votes recorded on this report correctly summarize the tally of votes cast at the May 16, 2017 Special Election.

Dated this 1st day of June, 2017.



Nancy Blankenship
Deschutes County Clerk

Statement of Votes Cast by Contests, Official Final Results
Deschutes County, May 16, 2017

Page: 66 of 74
2017-06-02
09:17:41

All Precincts, All Districts, All Contests


Total Ballots Cast: 36789, Registered Voters: 123507, Overall Turnout: 29.79%
50 precincts reported out of 50 total

Director, Position 4 - Laidlaw Water District (Vote for 1)

Precinct	Ballots Cast	Reg. Voters	Total Votes	Steve Davidson	Write-in	Over Votes	Under Votes
Precinct 13	45	234	38	36 94.74%	2 5.26%	0	7
Total	45	234	38	36 94.74%	2 5.26%	0	7

I, Nancy Blankenship, Deschutes County Clerk, do hereby
certify that the votes recorded on this report correctly
summarize the tally of votes cast at the May 16, 2017
Special Election.

Dated this 1st day of June, 2017.



Nancy Blankenship
Deschutes County Clerk

Statement of Votes Cast by Contests, Official Final Results

Deschutes County, May 16, 2017

All Precincts, All Districts, All Contests

Total Ballots Cast: 36789, Registered Voters: 123507, Overall Turnout: 29.79%

50 precincts reported out of 50 total

Page: 67 of 74

2017-06-02


09:17:41

Director, Position 2 - Terrebonne Domestic Water District (Vote for 1)

Precinct	Ballots Cast	Reg. Voters	Total Votes	Jim Wilhelm	Write-in	Over Votes	Under Votes
Precinct 18	139	882	115	114 99.13%	1 0.87%	0	24
Total	139	882	115	114 99.13%	1 0.87%	0	24

I, Nancy Blankenship, Deschutes County Clerk, do hereby certify that the votes recorded on this report correctly summarize the tally of votes cast at the May 16, 2017 Special Election.

Dated this 1st day of June, 2017.



Nancy Blankenship
Deschutes County Clerk

Statement of Votes Cast by Contests, Official Final Results

Deschutes County, May 16, 2017

All Precincts, All Districts, All Contests

Total Ballots Cast: 36789, Registered Voters: 123507, Overall Turnout: 29.79%

50 precincts reported out of 50 total

Page: 68 of 74

2017-06-02

09:17:41

Director, Position 4 - Terrebonne Domestic Water District (Vote for 1)

Precinct	Ballots Cast	Reg. Voters	Total Votes	Write-in	Over Votes	Under Votes
Precinct 18	139	882	54	54 100.00%	0	85
Total	139	882	54	54 100.00%	0	85

I, Nancy Blankenship, Deschutes County Clerk, do hereby
certify that the votes recorded on this report correctly
summarize the tally of votes cast at the May 16, 2017
Special Election.

Dated this 1st day of June, 2017.


Nancy Blankenship
Deschutes County Clerk

Statement of Votes Cast by Contests, Official Final Results

Deschutes County, May 16, 2017

All Precincts, All Districts, All Contests

Total Ballots Cast: 36789, Registered Voters: 123507, Overall Turnout: 29.79%

50 precincts reported out of 50 total

Page: 69 of 74

2017-06-02

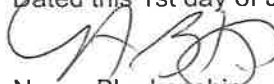
09:17:41

Director, Position 5 - Terrebonne Domestic Water District (Vote for 1)

Precinct	Ballots Cast	Reg. Voters	Total Votes	Gerry Soto	Write-in	Over Votes	Under Votes
Precinct 18	139	882	124	87 70.16%	37 29.84%	1	14
Total	139	882	124	87 70.16%	37 29.84%	1	14

I, Nancy Blankenship, Deschutes County Clerk, do hereby certify that the votes recorded on this report correctly summarize the tally of votes cast at the May 16, 2017 Special Election.

Dated this 1st day of June, 2017.



Nancy Blankenship
Deschutes County Clerk

Statement of Votes Cast by Contests, Official Final Results

Deschutes County, May 16, 2017

All Precincts, All Districts, All Contests

Total Ballots Cast: 36789, Registered Voters: 123507, Overall Turnout: 29.79%

50 precincts reported out of 50 total

Page: 70 of 74

2017-06-02

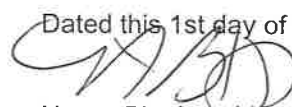
09:17:41

Position #2 - Crooked River Ranch Special Rd District (Vote for 1)

Precinct	Ballots Cast	Reg. Voters	Total Votes	John H Williams	Write-in	Over Votes	Under Votes
Precinct 18	31	248	28	27 96.43%	1 3.57%	0	3
Total	31	248	28	27 96.43%	1 3.57%	0	3

I, Nancy Blankenship, Deschutes County Clerk, do hereby
certify that the votes recorded on this report correctly
summarize the tally of votes cast at the May 16, 2017
Special Election.

Dated this 1st day of June, 2017.



Nancy Blankenship
Deschutes County Clerk

Statement of Votes Cast by Contests, Official Final Results

Deschutes County, May 16, 2017

All Precincts, All Districts, All Contests

Total Ballots Cast: 36789, Registered Voters: 123507, Overall Turnout: 29.79%

50 precincts reported out of 50 total

Page: 71 of 74

2017-06-02


09:17:41

Position #3 - Crooked River Ranch Special Rd District (Vote for 1)

Precinct	Ballots Cast	Reg. Voters	Total Votes	Sam L Wilkins	Write-in	Over Votes	Under Votes
Precinct 18	31	248	28	26 92.86%	2 7.14%	0	3
Total	31	248	28	26 92.86%	2 7.14%	0	3

I, Nancy Blankenship, Deschutes County Clerk, do hereby certify that the votes recorded on this report correctly summarize the tally of votes cast at the May 16, 2017 Special Election.

Dated this 1st day of June, 2017.


Nancy Blankenship
Deschutes County Clerk

Statement of Votes Cast by Contests, Official Final Results

Page: 72 of 74

Deschutes County, May 16, 2017

2017-06-02

All Precincts, All Districts, All Contests

09:17:41

Total Ballots Cast: 36789, Registered Voters: 123507, Overall Turnout: 29.79%

50 precincts reported out of 50 total

Director - Deschutes Public Library District, Zone 2 (Vote for 1)

Precinct	Ballots Cast	Reg. Voters	Total Votes	Linda Davis		Write-in		Over Votes	Under Votes
Precinct 11	462	1218	278	275	98.92%	3	1.08%	0	184
Precinct 13	208	1201	153	149	97.39%	4	2.61%	0	55
Precinct 14	443	1866	305	303	99.34%	2	0.66%	0	138
Precinct 15	371	1184	262	262	100.00%	0	0.00%	0	109
Precinct 19	219	1313	171	170	99.42%	1	0.58%	0	48
Precinct 20	1376	4562	782	770	98.47%	12	1.53%	0	594
Precinct 22	107	312	96	95	98.96%	1	1.04%	0	11
Precinct 30	394	1707	317	316	99.68%	1	0.32%	0	77
Precinct 34	940	3591	606	601	99.17%	5	0.83%	0	334
Precinct 37	297	1159	200	197	98.50%	3	1.50%	0	97
Precinct 41	539	2664	361	356	98.61%	5	1.39%	0	178
Precinct 45	476	1749	357	354	99.16%	3	0.84%	0	119
Precinct 49	371	797	208	206	99.04%	2	0.96%	0	163
Total	6203	23323	4096	4054	98.97%	42	1.03%	0	2107

I, Nancy Blankenship, Deschutes County Clerk, do hereby certify that the votes recorded on this report correctly summarize the tally of votes cast at the May 16, 2017 Special Election.

Dated this 1st day of June, 2017.


Nancy Blankenship
Deschutes County Clerk

Statement of Votes Cast by Contests, Official Final Results

Deschutes County, May 16, 2017

All Precincts, All Districts, All Contests

Total Ballots Cast: 36789, Registered Voters: 123507, Overall Turnout: 29.79%

50 precincts reported out of 50 total

Page: 73 of 74

2017-06-02


09:17:41

Director - Deschutes Public Library District, Zone 3 (Vote for 1)

Precinct	Ballots Cast	Reg. Voters	Total Votes	Martha Lawler		Erin Pryor		Write-in		Over Votes	Under Votes
Precinct 05	1736	4411	1169	601	51.41%	561	47.99%	7	0.60%	0	567
Precinct 10	187	1088	116	65	56.03%	50	43.10%	1	0.86%	0	71
Precinct 16	676	1329	351	235	66.95%	114	32.48%	2	0.57%	1	324
Precinct 23	261	1127	183	107	58.47%	72	39.34%	4	2.19%	0	78
Precinct 24	255	924	166	94	56.63%	69	41.57%	3	1.81%	0	89
Precinct 38	824	2739	516	313	60.66%	203	39.34%	0	0.00%	1	307
Precinct 39	1081	3643	730	473	64.79%	250	34.25%	7	0.96%	1	350
Precinct 40	376	1250	245	141	57.55%	103	42.04%	1	0.41%	0	131
Precinct 42	978	3741	592	302	51.01%	286	48.31%	4	0.68%	0	386
Precinct 47	1400	2729	894	547	61.19%	345	38.59%	2	0.22%	0	506
Precinct 50	456	1437	281	152	54.09%	124	44.13%	5	1.78%	0	175
Total	8230	24418	5243	3030	57.79%	2177	41.52%	36	0.69%	3	2984

I, Nancy Blankenship, Deschutes County Clerk, do hereby certify that the votes recorded on this report correctly summarize the tally of votes cast at the May 16, 2017 Special Election.

Dated this 1st day of June, 2017.



Nancy Blankenship
Deschutes County Clerk

Statement of Votes Cast by Contests, Official Final Results

Deschutes County, May 16, 2017

All Precincts, All Districts, All Contests

Total Ballots Cast: 36789, Registered Voters: 123507, Overall Turnout: 29.79%

50 precincts reported out of 50 total

Page: 74 of 74

2017-06-02

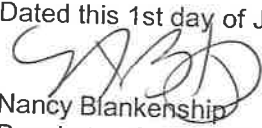
09:17:41

Measure 9-114 - Admin School District No 1 (Vote for 1)

Precinct	Ballots Cast	Reg. Voters	Total Votes	Yes	No	Over Votes	Under Votes
Precinct 01	1212	2909	1195	896 74.98%	299 25.02%	0	17
Precinct 02	1154	3015	1142	642 56.22%	500 43.78%	0	12
Precinct 03	1660	3434	1641	1292 78.73%	349 21.27%	0	19
Precinct 04	1191	3455	1171	804 68.66%	367 31.34%	0	20
Precinct 05	1736	4411	1707	1065 62.39%	642 37.61%	0	29
Precinct 06	851	3186	843	579 68.68%	264 31.32%	0	8
Precinct 07	729	1978	717	497 69.32%	220 30.68%	0	12
Precinct 08	155	342	153	84 54.90%	69 45.10%	0	2
Precinct 09	515	2122	505	331 65.54%	174 34.46%	0	10
Precinct 10	93	313	93	34 36.56%	59 63.44%	0	0
Precinct 11	462	1218	458	298 65.07%	160 34.93%	0	4
Precinct 12	926	2608	914	426 46.61%	488 53.39%	0	12
Precinct 13	53	124	51	24 47.06%	27 52.94%	0	2
Precinct 16	676	1329	660	431 65.30%	229 34.70%	0	16
Precinct 20	1376	4562	1362	790 58.00%	572 42.00%	0	14
Precinct 21	588	1449	583	279 47.86%	304 52.14%	0	5
Precinct 23	261	1127	259	105 40.54%	154 59.46%	0	2
Precinct 24	255	924	249	73 29.32%	176 70.68%	0	6
Precinct 25	958	3723	945	621 65.71%	324 34.29%	0	13
Precinct 26	754	2585	747	457 61.18%	290 38.82%	0	7
Precinct 27	896	2129	878	662 75.40%	216 24.60%	0	18
Precinct 32	901	3474	891	547 61.39%	344 38.61%	0	10
Precinct 33	1256	3106	1239	684 55.21%	555 44.79%	0	17
Precinct 34	940	3591	925	576 62.27%	349 37.73%	0	15
Precinct 35	1562	2886	1542	1002 64.98%	540 35.02%	0	20
Precinct 37	176	499	173	81 46.82%	92 53.18%	0	3
Precinct 38	824	2739	811	388 47.84%	423 52.16%	0	13
Precinct 39	1081	3643	1066	387 36.30%	679 63.70%	0	15
Precinct 40	376	1250	371	96 25.88%	275 74.12%	0	5
Precinct 41	282	752	281	146 51.96%	135 48.04%	0	1
Precinct 42	978	3741	969	436 44.99%	533 55.01%	0	9
Precinct 43	841	1780	836	409 48.92%	427 51.08%	0	5
Precinct 44	1078	3213	1066	589 55.25%	477 44.75%	0	12
Precinct 46	670	2193	664	417 62.80%	247 37.20%	0	6
Precinct 47	1400	2729	1363	914 67.06%	449 32.94%	0	37
Precinct 49	368	781	366	218 59.56%	148 40.44%	0	2
Precinct 50	456	1437	454	115 25.33%	339 74.67%	0	2
Total	29690	84757	29290	17395 59.39%	11895 40.61%	0	400

I, Nancy Blankenship, Deschutes County Clerk, do hereby certify that the votes recorded on this report correctly summarize the tally of votes cast at the May 16, 2017 Special Election.

Dated this 1st day of June, 2017.


Nancy Blankenship
Deschutes County Clerk

**May 16, 2017 Special Election
Terrebonne Domestic Water District, Position #4, Results**

Write-In

First Name	Last Name	Precinct 18	Total
Merle	Hinshaw	1	1
Steve	Bowen	2	2
Stewart	Young	2	2
Timothy	Hitson	7	7
Kevin	Byrne	1	1
Gerry	Soto	1	1
Eric	Fisher	37	37
Diana	Davis	1	1
Dawn	Robison	1	1
Bruce	Beaver	1	1
MISC		0	0
		54	54

I certify the votes recorded on this abstract correctly summarize the tally of votes cast at the election indicated.

Signature of County Clerk



Dated
June 1, 2017

I, Nancy Blankenship, Deschutes County Clerk, do hereby certify that the votes recorded on this report correctly summarize the tally of votes cast at the May 16, 2017 Special Election.

Dated this 1st day of June, 2017.


Nancy Blankenship
Deschutes County Clerk


<p align="center">May 16, 2017 Special Election Chaparral Water Control District, Position #5, Results</p> <p align="center">Write-In</p>	
---	--

--	--

First Name	Last Name	Precincts		
		19	31	Total
Laurie	Gordon	6		6
MISC		0		0
		6		6

I certify the votes recorded on this abstract correctly summarize the tally of votes cast at the election indicated.

Signature of County Clerk



Dated
June 1, 2017

I, Nancy Blankenship, Deschutes County Clerk, do hereby certify that the votes recorded on this report correctly summarize the tally of votes cast at the May 16, 2017 Special Election.

~~Dated~~ this 1st day of June, 2017.

Nancy Blankenship
Deschutes County Clerk

May 16, 2017 Special Election
Chaparral Water Control District, Position #2, Results

Write-In

[illegible]

First Name	Last Name	Precincts			
		19	31		Total
Juanita	Harvey	5			5
Larry	Carey	1			1
MISC		0			0
		6			6

I certify the votes recorded on this abstract correctly summarize the tally of votes cast at the election indicated.

Signature of County Clerk

ABD

Dated
June 1, 2017

I, Nancy Blankenship, Deschutes County Clerk, do hereby certify that the votes recorded on this report correctly summarize the tally of votes cast at the May 16, 2017 Special Election.

Dated this 1st day of June, 2017.

Nancy Blankenship

Nancy Blankenship
Deschutes County Clerk

<p align="center">May 16, 2017 Special Election Chaparral Water Control District, Position #1, Results</p> <p align="center">Write-In</p>	
---	--

--	--

First Name	Last Name	Precincts			
		19	31		Total
Lacy	Davis	1			1
Michael	Reger	5			5
MISC		0			0
Total		6			6

I certify the votes recorded on this abstract correctly summarize the tally of votes cast at the election indicated.


Signature of County Clerk

CSA

Dated
June 1, 2017

I, Nancy Blankenship, Deschutes County Clerk, do hereby certify that the votes recorded on this report correctly summarize the tally of votes cast at the May 16, 2017 Special Election.

Dated this 1st day of June, 2017.


Nancy Blankenship
Deschutes County Clerk

May 16, 2017 Special Election
Sisters Park & Recreation District, Position #3, Results

Write-In

First Name	Last Name	Precincts				
		14	15	30	45	Total
Andrew	Selsky			1		1
Bonnie	Hall		1			1
Chuck	Hoyt		1			1
Chuck	Miller		1			1
Cody	Lovely		4			4
Craig	Gwaltney			1		1
Cris	Converse				1	1
Dan	Stewart	1				1
Daniel	Lojtaberg				1	1
Darren	Layne		2		1	3
Deborah	Dement		1			1
Eric	Spor		1			1
Greg	Marvgg		1			1
Imogen	Rex				1	1
Jack	McGowan	2				2
Jan	Pray	1				1
Jayne	Simmons		1		1	2
Jeff	Tryens		3	2	11	16
Jennifer	King		1			1
Jennifer	Swinhoe			2		2
Jim	Peterson			1		1
Jim	Rudahouser	1				1
Katherine	Smith			1		1
Kathryn	Geltner			1		1
Katie	Kruger Diez			1		1
Kevin	Hoskins				1	1
Liz	Foott	1				1
Lynn	Johnston				1	1
Marcus	Peck				1	1
Mark	Roberts	1				1
Marlene	Rose	1				1
Marvin	Inman			2		2
Mel	Petterson	1				1
Melvin	Hersberger		1			1
Mitch	Peterson			1		1
Steve	Swisher				1	1
Tyson	Sakagawa				1	1
Wes	Lawrence		1			1
Will	Werts				1	1
						0
MISC		1	1		2	4
						0
Total		10	20	13	24	67

I certify the votes recorded on this abstract correctly summarize the tally of votes cast at the election indicated.

Signature of County Clerk



Dated
June 1, 2017

May 16, 2017 Special Election
Sisters Park & Recreation District, Position #2, Results
Write-In

First Name	Last Name	Precincts				
		14	15	30	45	Total
Aga	Sakagawa				1	1
Angela	Dean Lund			1		1
Barbara	Mayo			1		1
Bonnie	Malone			1	1	2
Chuck	Miller		1			1
Cody	Lovely		4			4
Dan	McVey			1		1
Dan	Stewart	1				1
Daniel	Logtenberg				1	1
Darren	Layne				4	4
David	Banks		1			1
David	Siebel		1			1
Dawn	Cooper				1	1
Fred	Kimmel		1			1
Greg	Marvgg		1			1
Harvey	Hall		2			2
Heath	Foott	10		4		14
Imagen	Rex				1	1
Jayne	Simmons	6	4		4	14
Jean	Tweedie			1		1
Jeff	Johnson		1			1
Jeff	Tryens		1		3	4
Jenifer	King			1		1
Jennifer	Swinhoe				1	1
Jim	Peterson			1		1
Jim	Rudahouser	1				1
Joseph	Rakowski			1		1
Joshua	Berger			2		2
Katherine	Smith			1		1
Kendra	Littrel			1		1
Kevin	Hoskins				1	1
Lana	Labuda	1				1
Larry	Pecenka	1				1
Marcus	Peck				1	1
Mark	Roberts	1				1
Mark	Borquist	1				1
Marvin	Inman			2		2
Mary Ann	Asson-Batres			1		1
Nicki	Gregg		1			1
Nik	Goertzen	1				1
Phil	Arends		1			1
Ren	Broomhead	1				1
Rick	Retzman			3		3
Rita	Gassen				1	1
Robert	Spiker	1				1
Ronni	Moore				3	3
Scott	Brang			1		1
Susie	Werts				1	1
Thomas	Gonsiewski			2		2
Wendie	Vermillion			1		1
MISC		1	1		2	4
Total		26	20	26	26	98

I certify the votes recorded on this abstract correctly summarize the tally of votes cast at the election indicated.

Signature of County Clerk



Dated
June 1, 2017