


**Statement of Votes Cast
May 16, 2017 Special Election
Josephine County, Oregon**

State of Oregon,)
Josephine County) ss.

ABSTRACT OF VOTES

I, Trisha Myers, County Clerk & Recorder of said State and County do hereby certify that this report accurately summarizes the tally of votes cast at the May 16, 2017 Special Election.



Trisha Myers
County Clerk & Recorder
Josephine County, Oregon

6/02/2017
Date

SUMMARY REPORT

TOTAL PRECINCTS REPORTED	47 OUT OF 47
TOTAL REGISTERED VOTERS	60,640
TOTAL BALLOTS CAST	28,267
TOTAL VOTER TURNOUT	46.61%

Statement of Votes Cast by Geography
Josephine County, May 16, 2017 Special Election
All Precincts, All Districts, All Contests
Official Results

Page: 1 of 5
2017-06-02
15:06:13

Total Ballots Cast: 28267, Registered Voters: 60640, Overall Turnout: 46.61%

Choice	Votes	Vote %
--------	-------	--------

All Precincts

Southern Oregon Education Service District Director, Zone 1 (Vote for 1)
15448 ballots (1 over voted, 6876 blank voted), 35105 registered voters, turnout 44.01%

DonnaJean Wendle	8336	97.26%
Write-in	235	2.74%
Total	8571	100.00%

Southern Oregon Education Service District Director, Zone 2 (Vote for 1)
12819 ballots (3 over voted, 4693 blank voted), 25535 registered voters, turnout 50.20%

Toni Webb	5299	65.23%
Jim Harrington	2726	33.56%
Write-in	98	1.21%
Total	8123	100.00%

Rogue Community College Board Member, Zone 2 (Vote for 1)
15252 ballots (5 over voted, 5828 blank voted), 32796 registered voters, turnout 46.51%

Dean Wendle	5489	58.28%
V Kirkpatrick-Pilger	3828	40.64%
Write-in	102	1.08%
Total	9419	100.00%

Three Rivers School District Director, Zone 1 (Vote for 1)
17729 ballots (1 over voted, 7748 blank voted), 35602 registered voters, turnout 49.80%

Kate Dwyer	9756	97.76%
Write-in	224	2.24%
Total	9980	100.00%

Three Rivers School District Director, Zone 3 (Vote for 1)
17729 ballots (3 over voted, 6781 blank voted), 35602 registered voters, turnout 49.80%

Amber Guient	4183	38.22%
Rich Halsted	6643	60.69%
Write-in	119	1.09%
Total	10945	100.00%

Three Rivers School District Director, Zone 5 (Vote for 1)
17729 ballots (1 over voted, 6465 blank voted), 35602 registered voters, turnout 49.80%

Jennifer Johnstun	7760	68.90%
Ward Ockenden	3396	30.15%
Write-in	107	0.95%
Total	11263	100.00%

Grants Pass School District 7 Director, Position 3 (Vote for 1)
10538 ballots (3 over voted, 3744 blank voted), 25038 registered voters, turnout 42.09%

Doug Walker	3269	48.14%
Gary Richardson	3449	50.79%
Write-in	73	1.07%
Total	6791	100.00%

Grants Pass School District 7 Director, Position 4 (Vote for 1)
10538 ballots (0 over voted, 4657 blank voted), 25038 registered voters, turnout 42.09%

Debbie Brownell	5778	98.25%
Write-in	103	1.75%
Total	5881	100.00%

Grants Pass School District 7 Director, Position 5 (Vote for 1)
10538 ballots (0 over voted, 4800 blank voted), 25038 registered voters, turnout 42.09%

B Satterthwaite	5628	98.08%
Write-in	110	1.92%

Statement of Votes Cast by Geography
Josephine County, May 16, 2017 Special Election
All Precincts, All Districts, All Contests
Official Results

Page: 2 of 5
2017-06-02
15:06:13

Total Ballots Cast: 28267, Registered Voters: 60640, Overall Turnout: 46.61%

Choice	Votes	Vote %
Total	5738	100.00%

Grants Pass School District 7 Director, Position 7 (Vote for 1)

10538 ballots (0 over voted, 4810 blank voted), 25038 registered voters, turnout 42.09%

Kathy Luther	5613	97.99%
Write-in	115	2.01%
Total	5728	100.00%

Applegate Fire Dist, Director, Pos 3 (Vote for 1)

238 ballots (0 over voted, 101 blank voted), 532 registered voters, turnout 44.74%

Lori Cooper	135	98.54%
Write-in	2	1.46%
Total	137	100.00%

Applegate Fire Dist, Director, Pos 4 (Vote for 1)

238 ballots (0 over voted, 106 blank voted), 532 registered voters, turnout 44.74%

Michael Parker	130	98.48%
Write-in	2	1.52%
Total	132	100.00%

Applegate Fire Dist, Director, Pos 5 (Vote for 1)

238 ballots (0 over voted, 109 blank voted), 532 registered voters, turnout 44.74%

Timothy J Vanleeuwen	127	98.45%
Write-in	2	1.55%
Total	129	100.00%

Illinois Valley Rural Fire Protection District Director, Position 1 (Vote for 1)

3203 ballots (0 over voted, 1059 blank voted), 6829 registered voters, turnout 46.90%

Joe Feldhaus	1854	86.47%
Write-in	290	13.53%
Total	2144	100.00%

Illinois Valley Rural Fire Protection District Director, Position 2 (Vote for 1)

3203 ballots (0 over voted, 1203 blank voted), 6829 registered voters, turnout 46.90%

Richard R Bouchard	1942	97.10%
Write-in	58	2.90%
Total	2000	100.00%

Illinois Valley Rural Fire Protection District Director, Position 3 (Vote for 1)

3203 ballots (0 over voted, 1180 blank voted), 6829 registered voters, turnout 46.90%

Ron Humphres	1965	97.13%
Write-in	58	2.87%
Total	2023	100.00%

Williams Rural Fire Protection District Director, Position 3 (Vote for 1)

796 ballots (0 over voted, 297 blank voted), 1668 registered voters, turnout 47.72%

Todd E Rumery	488	97.80%
Write-in	11	2.20%
Total	499	100.00%

Williams Rural Fire Protection District Director, Position 4 (Vote for 1)

796 ballots (0 over voted, 296 blank voted), 1668 registered voters, turnout 47.72%

Bill Ertel	487	97.40%
Write-in	13	2.60%
Total	500	100.00%

Statement of Votes Cast by Geography
Josephine County, May 16, 2017 Special Election
All Precincts, All Districts, All Contests
Official Results

Page: 3 of 5
2017-06-02
15:06:13

Total Ballots Cast: 28267, Registered Voters: 60640, Overall Turnout: 46.61%

Choice	Votes	Vote %
Williams Rural Fire Protection District Director, Position 5 (Vote for 1)		
796 ballots (0 over voted, 279 blank voted), 1668 registered voters, turnout 47.72%		
Wesley Nevotti	510	98.65%
Write-in	7	1.35%
Total	517	100.00%
Wolf Creek Rural Fire Protection District Director, Position 1 (Vote for 1)		
184 ballots (0 over voted, 42 blank voted), 442 registered voters, turnout 41.63%		
Robyn Gerell	64	45.07%
Write-in	78	54.93%
Total	142	100.00%
Wolf Creek Rural Fire Protection District Director, Position 3 (Vote for 1)		
184 ballots (0 over voted, 49 blank voted), 442 registered voters, turnout 41.63%		
Douglas Reyes	121	89.63%
Write-in	14	10.37%
Total	135	100.00%
Wolf Creek Rural Fire Protection District Director, Position 4 (Vote for 1)		
184 ballots (0 over voted, 51 blank voted), 442 registered voters, turnout 41.63%		
Peter Kleine	119	89.47%
Write-in	14	10.53%
Total	133	100.00%
Merlin Park District Board Member, Position 1 (Vote for 1)		
622 ballots (0 over voted, 572 blank voted), 1259 registered voters, turnout 49.40%		
Write-in	50	100.00%
Total	50	100.00%
Merlin Park District Board Member, Position 2 (Vote for 1)		
622 ballots (0 over voted, 258 blank voted), 1259 registered voters, turnout 49.40%		
Robert C Welden	359	98.63%
Write-in	5	1.37%
Total	364	100.00%
Merlin Park District Board Member, Position 3 (Vote for 1)		
622 ballots (0 over voted, 263 blank voted), 1259 registered voters, turnout 49.40%		
Karen Welden	353	98.33%
Write-in	6	1.67%
Total	359	100.00%
Merlin Park District Board Member, Position 5 (Vote for 1)		
622 ballots (0 over voted, 256 blank voted), 1259 registered voters, turnout 49.40%		
James R Yadon	361	98.63%
Write-in	5	1.37%
Total	366	100.00%
Merlin/North Valley Sanitary District Board Member, Position 1 (Vote for 1)		
3 ballots (0 over voted, 0 blank voted), 5 registered voters, turnout 60.00%		
Brian Thompson	3	100.00%
Write-in	0	0.00%
Total	3	100.00%
Merlin/North Valley Sanitary District Board Member, Position 2 (Vote for 1)		
3 ballots (0 over voted, 1 blank voted), 5 registered voters, turnout 60.00%		
Lynn Costantino	2	100.00%
Write-in	0	0.00%

Statement of Votes Cast by Geography
Josephine County, May 16, 2017 Special Election
All Precincts, All Districts, All Contests
Official Results

Page: 4 of 5
2017-06-02
15:06:13

Total Ballots Cast: 28267, Registered Voters: 60640, Overall Turnout: 46.61%

Choice	Votes	Vote %
Total	2	100.00%

Merlin/North Valley Sanitary District Board Member, Position 3 (Vote for 1)
3 ballots (0 over voted, 1 blank voted), 5 registered voters, turnout 60.00%

J David Creech	2	100.00%
Write-in	0	0.00%
Total	2	100.00%

Kerby Water District Commissioner, Position 1 (Vote for 1)
82 ballots (0 over voted, 25 blank voted), 207 registered voters, turnout 39.61%

Geraldine G McLean	57	100.00%
Write-in	0	0.00%
Total	57	100.00%

Kerby Water District Commissioner, Position 2 (Vote for 1)
82 ballots (0 over voted, 24 blank voted), 207 registered voters, turnout 39.61%

Adrienne E Lilley	58	100.00%
Write-in	0	0.00%
Total	58	100.00%

Kerby Water District Commissioner, Position 3 (Vote for 1)
82 ballots (0 over voted, 25 blank voted), 207 registered voters, turnout 39.61%

Terry Plute	57	100.00%
Write-in	0	0.00%
Total	57	100.00%

Kerby Water District Commissioner, Position 4 (Vote for 1)
82 ballots (0 over voted, 21 blank voted), 207 registered voters, turnout 39.61%

John Plute	61	100.00%
Write-in	0	0.00%
Total	61	100.00%

Josephine Community Library District Board Member, Position 1 (Vote for 1)
11825 ballots (0 over voted, 5327 blank voted), 28199 registered voters, turnout 41.93%

Beecher C Ellison	6370	98.03%
Write-in	128	1.97%
Total	6498	100.00%

Josephine Community Library District Board Member, Position 2 (Vote for 1)
11825 ballots (0 over voted, 5248 blank voted), 28199 registered voters, turnout 41.93%

Laurel Samson	6409	97.45%
Write-in	168	2.55%
Total	6577	100.00%

Josephine Community Library District Board Member, Position 3 (Vote for 1)
11825 ballots (0 over voted, 5269 blank voted), 28199 registered voters, turnout 41.93%

Jennifer Roberts	6439	98.22%
Write-in	117	1.78%
Total	6556	100.00%

Josephine Community Library District Board Member, Position 4 (Vote for 1)
11825 ballots (0 over voted, 5318 blank voted), 28199 registered voters, turnout 41.93%

Judy Williams	6391	98.22%
Write-in	116	1.78%
Total	6507	100.00%

Statement of Votes Cast by Geography
Josephine County, May 16, 2017 Special Election
All Precincts, All Districts, All Contests
Official Results

Page: 5 of 5
2017-06-02
15:06:13

Total Ballots Cast: 28267, Registered Voters: 60640, Overall Turnout: 46.61%

Choice	Votes	Vote %
Josephine Community Library District Board Member, Position 5 (Vote for 1)		
11825 ballots (0 over voted, 5246 blank voted), 28199 registered voters, turnout 41.93%		
John Harelson	6443	97.93%
Write-in	136	2.07%
Total	6579	100.00%

Question 17-77 Renewal of Local Option Tax Levy for Animal Shelter, Control (Vote for 1)
28267 ballots (3 over voted, 531 blank voted), 60640 registered voters, turnout 46.61%

Yes	19457	70.16%
No	8276	29.84%
Total	27733	100.00%

Question 17-80 Adult Jail and Juvenile Detention Five Year Local Option Tax (Vote for 1)
28267 ballots (4 over voted, 337 blank voted), 60640 registered voters, turnout 46.61%

Yes	14639	52.42%
No	13287	47.58%
Total	27926	100.00%

Question 17-81 Advisory Question on Regulating Commercial Recreational Marijuana Production (Vote for 1)
28267 ballots (10 over voted, 1257 blank voted), 60640 registered voters, turnout 46.61%

Yes	17240	63.85%
No	9760	36.15%
Total	27000	100.00%

Question 17-78 Five year Levy to hire Firefighter/EMTs to serve Valley Residents (IVRFPD) (Vote for 1)
3203 ballots (0 over voted, 83 blank voted), 6829 registered voters, turnout 46.90%

Yes	1916	61.41%
No	1204	38.59%
Total	3120	100.00%

Question 17-82 Renewal of four-year local option tax for continued operations (WCRFPD) (Vote for 1)
184 ballots (0 over voted, 1 blank voted), 442 registered voters, turnout 41.63%

Yes	103	56.28%
No	80	43.72%
Total	183	100.00%

Question 17-79 Form Library District with permanent rate to fund library services (Vote for 1)
11825 ballots (1 over voted, 243 blank voted), 28199 registered voters, turnout 41.93%


Yes	6093	52.61%
No	5488	47.39%
Total	11581	100.00%

**Statement of Votes Cast
May 16, 2017 Special Election
Josephine County, Oregon**

*State of Oregon,)
Josephine County) ss.*

ABSTRACT OF VOTES

I, Trisha Myers, County Clerk & Recorder of said State and County do hereby certify that this report accurately summarizes the tally of votes cast at the May 16, 2017 Special Election.


Trisha Myers

County Clerk & Recorder
Josephine County, Oregon

6/02/2017
Date

PRECINCT LEVEL RESULTS

TOTAL PRECINCTS REPORTED	47 OUT OF 47
TOTAL REGISTERED VOTERS	60,640
TOTAL BALLOTS CAST	28,267
TOTAL VOTER TURNOUT	46.61%

Statement of Votes Cast by Geography
Josephine County, May 16, 2017 Special Election
All Precincts, All Districts, All Contests
Official Results

Page: 1 of 71
2017-06-02
15:04:39

Total Ballots Cast: 28267, Registered Voters: 60640, Overall Turnout: 46.61%

Choice	Votes	Vote %
--------	-------	--------

Precinct 01

Southern Oregon Education Service District Director, Zone 1 (Vote for 1)
1935 ballots (1 over voted, 828 blank voted), 4223 registered voters, turnout 45.82%

DonnaJean Wendle	1081	97.74%
Write-in	25	2.26%
Total	1106	100.00%

Grants Pass School District 7 Director, Position 3 (Vote for 1)
1935 ballots (0 over voted, 627 blank voted), 4223 registered voters, turnout 45.82%

Doug Walker	667	50.99%
Gary Richardson	627	47.94%
Write-in	14	1.07%
Total	1308	100.00%

Grants Pass School District 7 Director, Position 4 (Vote for 1)
1935 ballots (0 over voted, 813 blank voted), 4223 registered voters, turnout 45.82%

Debbie Brownell	1104	98.40%
Write-in	18	1.60%
Total	1122	100.00%

Grants Pass School District 7 Director, Position 5 (Vote for 1)
1935 ballots (0 over voted, 851 blank voted), 4223 registered voters, turnout 45.82%

B Satterthwaite	1063	98.06%
Write-in	21	1.94%
Total	1084	100.00%

Grants Pass School District 7 Director, Position 7 (Vote for 1)
1935 ballots (0 over voted, 850 blank voted), 4223 registered voters, turnout 45.82%

Kathy Luther	1066	98.25%
Write-in	19	1.75%
Total	1085	100.00%

Josephine Community Library District Board Member, Position 1 (Vote for 1)
1913 ballots (0 over voted, 811 blank voted), 4176 registered voters, turnout 45.81%

Beecher C Ellison	1083	98.28%
Write-in	19	1.72%
Total	1102	100.00%

Josephine Community Library District Board Member, Position 2 (Vote for 1)
1913 ballots (0 over voted, 796 blank voted), 4176 registered voters, turnout 45.81%

Laurel Samson	1089	97.49%
Write-in	28	2.51%
Total	1117	100.00%

Josephine Community Library District Board Member, Position 3 (Vote for 1)
1913 ballots (0 over voted, 805 blank voted), 4176 registered voters, turnout 45.81%

Jennifer Roberts	1087	98.10%
Write-in	21	1.90%
Total	1108	100.00%

Josephine Community Library District Board Member, Position 4 (Vote for 1)
1913 ballots (0 over voted, 812 blank voted), 4176 registered voters, turnout 45.81%

Judy Williams	1081	98.18%
Write-in	20	1.82%
Total	1101	100.00%

Statement of Votes Cast by Geography
Josephine County, May 16, 2017 Special Election
All Precincts, All Districts, All Contests
Official Results

Page: 2 of 71
2017-06-02
15:04:39

Total Ballots Cast: 28267, Registered Voters: 60640, Overall Turnout: 46.61%

Choice	Votes	Vote %
--------	-------	--------

Josephine Community Library District Board Member, Position 5 (Vote for 1)

1913 ballots (0 over voted, 803 blank voted), 4176 registered voters, turnout 45.81%

John Harelson	1083	97.57%
Write-in	27	2.43%
Total	1110	100.00%

Question 17-77 Renewal of Local Option Tax Levy for Animal Shelter, Control (Vote for 1)

1935 ballots (1 over voted, 47 blank voted), 4223 registered voters, turnout 45.82%

Yes	1471	77.95%
No	416	22.05%
Total	1887	100.00%

Question 17-80 Adult Jail and Juvenile Detention Five Year Local Option Tax (Vote for 1)

1935 ballots (0 over voted, 39 blank voted), 4223 registered voters, turnout 45.82%

Yes	1258	66.35%
No	638	33.65%
Total	1896	100.00%

Question 17-81 Advisory Question on Regulating Commercial Recreational Marijuana Production (Vote for 1)

1935 ballots (2 over voted, 59 blank voted), 4223 registered voters, turnout 45.82%

Yes	1192	63.61%
No	682	36.39%
Total	1874	100.00%

Question 17-79 Form Library District with permanent rate to fund library services (Vote for 1)

1913 ballots (0 over voted, 23 blank voted), 4176 registered voters, turnout 45.81%

Yes	1118	59.15%
No	772	40.85%
Total	1890	100.00%

Precinct 02

Southern Oregon Education Service District Director, Zone 1 (Vote for 1)

2432 ballots (0 over voted, 1068 blank voted), 5810 registered voters, turnout 41.86%

DonnaJean Wendle	1326	97.21%
Write-in	38	2.79%
Total	1364	100.00%

Rogue Community College Board Member, Zone 2 (Vote for 1)

2432 ballots (0 over voted, 925 blank voted), 5810 registered voters, turnout 41.86%

Dean Wendle	908	60.25%
V Kirkpatrick-Pilger	584	38.75%
Write-in	15	1.00%
Total	1507	100.00%

Grants Pass School District 7 Director, Position 3 (Vote for 1)

2432 ballots (1 over voted, 916 blank voted), 5810 registered voters, turnout 41.86%

Doug Walker	683	45.08%
Gary Richardson	816	53.86%
Write-in	16	1.06%
Total	1515	100.00%

Grants Pass School District 7 Director, Position 4 (Vote for 1)

2432 ballots (0 over voted, 1092 blank voted), 5810 registered voters, turnout 41.86%

Debbie Brownell	1314	98.06%
Write-in	26	1.94%
Total	1340	100.00%

Statement of Votes Cast by Geography
Josephine County, May 16, 2017 Special Election
All Precincts, All Districts, All Contests
Official Results

Page: 3 of 71
2017-06-02
15:04:39

Total Ballots Cast: 28267, Registered Voters: 60640, Overall Turnout: 46.61%

Choice	Votes	Vote %
Grants Pass School District 7 Director, Position 5 (Vote for 1)		
2432 ballots (0 over voted, 1123 blank voted), 5810 registered voters, turnout 41.86%		
B Satterthwaite	1283	98.01%
Write-in	26	1.99%
Total	1309	100.00%
Grants Pass School District 7 Director, Position 7 (Vote for 1)		
2432 ballots (0 over voted, 1116 blank voted), 5810 registered voters, turnout 41.86%		
Kathy Luther	1292	98.18%
Write-in	24	1.82%
Total	1316	100.00%
Josephine Community Library District Board Member, Position 1 (Vote for 1)		
2432 ballots (0 over voted, 1121 blank voted), 5810 registered voters, turnout 41.86%		
Beecher C Ellison	1286	98.09%
Write-in	25	1.91%
Total	1311	100.00%
Josephine Community Library District Board Member, Position 2 (Vote for 1)		
2432 ballots (0 over voted, 1106 blank voted), 5810 registered voters, turnout 41.86%		
Laurel Samson	1294	97.59%
Write-in	32	2.41%
Total	1326	100.00%
Josephine Community Library District Board Member, Position 3 (Vote for 1)		
2432 ballots (0 over voted, 1117 blank voted), 5810 registered voters, turnout 41.86%		
Jennifer Roberts	1291	98.17%
Write-in	24	1.83%
Total	1315	100.00%
Josephine Community Library District Board Member, Position 4 (Vote for 1)		
2432 ballots (0 over voted, 1120 blank voted), 5810 registered voters, turnout 41.86%		
Judy Williams	1288	98.17%
Write-in	24	1.83%
Total	1312	100.00%
Josephine Community Library District Board Member, Position 5 (Vote for 1)		
2432 ballots (0 over voted, 1110 blank voted), 5810 registered voters, turnout 41.86%		
John Harelson	1295	97.96%
Write-in	27	2.04%
Total	1322	100.00%
Question 17-77 Renewal of Local Option Tax Levy for Animal Shelter, Control (Vote for 1)		
2432 ballots (0 over voted, 84 blank voted), 5810 registered voters, turnout 41.86%		
Yes	1694	72.15%
No	654	27.85%
Total	2348	100.00%
Question 17-80 Adult Jail and Juvenile Detention Five Year Local Option Tax (Vote for 1)		
2432 ballots (1 over voted, 42 blank voted), 5810 registered voters, turnout 41.86%		
Yes	1396	58.43%
No	993	41.57%
Total	2389	100.00%
Question 17-81 Advisory Question on Regulating Commercial Recreational Marijuana Production (Vote for 1)		
2432 ballots (0 over voted, 79 blank voted), 5810 registered voters, turnout 41.86%		
Yes	1554	66.04%
No	799	33.96%

Statement of Votes Cast by Geography
Josephine County, May 16, 2017 Special Election
All Precincts, All Districts, All Contests
Official Results

Page: 4 of 71
2017-06-02
15:04:39

Total Ballots Cast: 28267, Registered Voters: 60640, Overall Turnout: 46.61%

Choice	Votes	Vote %
Total	2353	100.00%

Question 17-79 Form Library District with permanent rate to fund library services (Vote for 1)
2432 ballots (1 over voted, 64 blank voted), 5810 registered voters, turnout 41.86%

Yes	1207	50.99%
No	1160	49.01%
Total	2367	100.00%

Precinct 03

Southern Oregon Education Service District Director, Zone 1 (Vote for 1)
897 ballots (0 over voted, 402 blank voted), 1919 registered voters, turnout 46.74%

DonnaJean Wendle	482	97.37%
Write-in	13	2.63%
Total	495	100.00%

Grants Pass School District 7 Director, Position 3 (Vote for 1)
897 ballots (0 over voted, 317 blank voted), 1919 registered voters, turnout 46.74%

Doug Walker	274	47.24%
Gary Richardson	302	52.07%
Write-in	4	0.69%
Total	580	100.00%

Grants Pass School District 7 Director, Position 4 (Vote for 1)
897 ballots (0 over voted, 406 blank voted), 1919 registered voters, turnout 46.74%

Debbie Brownell	483	98.37%
Write-in	8	1.63%
Total	491	100.00%

Grants Pass School District 7 Director, Position 5 (Vote for 1)
897 ballots (0 over voted, 414 blank voted), 1919 registered voters, turnout 46.74%

B Satterthwaite	472	97.72%
Write-in	11	2.28%
Total	483	100.00%

Grants Pass School District 7 Director, Position 7 (Vote for 1)
897 ballots (0 over voted, 424 blank voted), 1919 registered voters, turnout 46.74%

Kathy Luther	461	97.46%
Write-in	12	2.54%
Total	473	100.00%

Josephine Community Library District Board Member, Position 1 (Vote for 1)
889 ballots (0 over voted, 424 blank voted), 1910 registered voters, turnout 46.54%

Beecher C Ellison	455	97.85%
Write-in	10	2.15%
Total	465	100.00%

Josephine Community Library District Board Member, Position 2 (Vote for 1)
889 ballots (0 over voted, 421 blank voted), 1910 registered voters, turnout 46.54%

Laurel Samson	449	95.94%
Write-in	19	4.06%
Total	468	100.00%

Josephine Community Library District Board Member, Position 3 (Vote for 1)
889 ballots (0 over voted, 419 blank voted), 1910 registered voters, turnout 46.54%

Jennifer Roberts	462	98.30%
Write-in	8	1.70%
Total	470	100.00%

Statement of Votes Cast by Geography
Josephine County, May 16, 2017 Special Election
All Precincts, All Districts, All Contests
Official Results

Page: 5 of 71
2017-06-02
15:04:39

Total Ballots Cast: 28267, Registered Voters: 60640, Overall Turnout: 46.61%

Choice	Votes	Vote %
Josephine Community Library District Board Member, Position 4 (Vote for 1)		
889 ballots (0 over voted, 429 blank voted), 1910 registered voters, turnout 46.54%		
Judy Williams	451	98.04%
Write-in	9	1.96%
Total	460	100.00%

Josephine Community Library District Board Member, Position 5 (Vote for 1)		
889 ballots (0 over voted, 411 blank voted), 1910 registered voters, turnout 46.54%		
John Harelson	471	98.54%
Write-in	7	1.46%
Total	478	100.00%

Question 17-77 Renewal of Local Option Tax Levy for Animal Shelter, Control (Vote for 1)		
897 ballots (0 over voted, 28 blank voted), 1919 registered voters, turnout 46.74%		
Yes	632	72.73%
No	237	27.27%
Total	869	100.00%

Question 17-80 Adult Jail and Juvenile Detention Five Year Local Option Tax (Vote for 1)		
897 ballots (0 over voted, 10 blank voted), 1919 registered voters, turnout 46.74%		
Yes	513	57.84%
No	374	42.16%
Total	887	100.00%

Question 17-81 Advisory Question on Regulating Commercial Recreational Marijuana Production (Vote for 1)		
897 ballots (0 over voted, 26 blank voted), 1919 registered voters, turnout 46.74%		
Yes	548	62.92%
No	323	37.08%
Total	871	100.00%

Question 17-79 Form Library District with permanent rate to fund library services (Vote for 1)		
889 ballots (0 over voted, 20 blank voted), 1910 registered voters, turnout 46.54%		
Yes	484	55.70%
No	385	44.30%
Total	869	100.00%

Precinct 04

Southern Oregon Education Service District Director, Zone 1 (Vote for 1)		
707 ballots (0 over voted, 279 blank voted), 1843 registered voters, turnout 38.36%		
DonnaJean Wendle	420	98.13%
Write-in	8	1.87%
Total	428	100.00%

Grants Pass School District 7 Director, Position 3 (Vote for 1)		
707 ballots (0 over voted, 204 blank voted), 1843 registered voters, turnout 38.36%		
Doug Walker	240	47.71%
Gary Richardson	258	51.29%
Write-in	5	0.99%
Total	503	100.00%

Grants Pass School District 7 Director, Position 4 (Vote for 1)		
707 ballots (0 over voted, 280 blank voted), 1843 registered voters, turnout 38.36%		
Debbie Brownell	421	98.59%
Write-in	6	1.41%
Total	427	100.00%

Statement of Votes Cast by Geography
Josephine County, May 16, 2017 Special Election
All Precincts, All Districts, All Contests
Official Results

Page: 6 of 71
2017-06-02
15:04:39

Total Ballots Cast: 28267, Registered Voters: 60640, Overall Turnout: 46.61%

Choice	Votes	Vote %
Grants Pass School District 7 Director, Position 5 (Vote for 1)		
707 ballots (0 over voted, 286 blank voted), 1843 registered voters, turnout 38.36%		
B Satterthwaite	417	99.05%
Write-in	4	0.95%
Total	421	100.00%

Grants Pass School District 7 Director, Position 7 (Vote for 1)		
707 ballots (0 over voted, 281 blank voted), 1843 registered voters, turnout 38.36%		
Kathy Luther	419	98.36%
Write-in	7	1.64%
Total	426	100.00%

Josephine Community Library District Board Member, Position 1 (Vote for 1)		
688 ballots (0 over voted, 280 blank voted), 1809 registered voters, turnout 38.03%		
Beecher C Ellison	397	97.30%
Write-in	11	2.70%
Total	408	100.00%

Josephine Community Library District Board Member, Position 2 (Vote for 1)		
688 ballots (0 over voted, 265 blank voted), 1809 registered voters, turnout 38.03%		
Laurel Samson	409	96.69%
Write-in	14	3.31%
Total	423	100.00%

Josephine Community Library District Board Member, Position 3 (Vote for 1)		
688 ballots (0 over voted, 272 blank voted), 1809 registered voters, turnout 38.03%		
Jennifer Roberts	410	98.56%
Write-in	6	1.44%
Total	416	100.00%

Josephine Community Library District Board Member, Position 4 (Vote for 1)		
688 ballots (0 over voted, 274 blank voted), 1809 registered voters, turnout 38.03%		
Judy Williams	408	98.55%
Write-in	6	1.45%
Total	414	100.00%

Josephine Community Library District Board Member, Position 5 (Vote for 1)		
688 ballots (0 over voted, 267 blank voted), 1809 registered voters, turnout 38.03%		
John Harelson	413	98.10%
Write-in	8	1.90%
Total	421	100.00%

Question 17-77 Renewal of Local Option Tax Levy for Animal Shelter, Control (Vote for 1)		
707 ballots (0 over voted, 26 blank voted), 1843 registered voters, turnout 38.36%		
Yes	527	77.39%
No	154	22.61%
Total	681	100.00%

Question 17-80 Adult Jail and Juvenile Detention Five Year Local Option Tax (Vote for 1)		
707 ballots (0 over voted, 17 blank voted), 1843 registered voters, turnout 38.36%		
Yes	432	62.61%
No	258	37.39%
Total	690	100.00%

Question 17-81 Advisory Question on Regulating Commercial Recreational Marijuana Production (Vote for 1)		
707 ballots (0 over voted, 23 blank voted), 1843 registered voters, turnout 38.36%		
Yes	420	61.40%
No	264	38.60%

Statement of Votes Cast by Geography
Josephine County, May 16, 2017 Special Election
All Precincts, All Districts, All Contests
Official Results

Page: 7 of 71
2017-06-02
15:04:39

Total Ballots Cast: 28267, Registered Voters: 60640, Overall Turnout: 46.61%

Choice	Votes	Vote %
Total	684	100.00%

Question 17-79 Form Library District with permanent rate to fund library services (Vote for 1)
688 ballots (0 over voted, 15 blank voted), 1809 registered voters, turnout 38.03%

Yes	420	62.41%
No	253	37.59%
Total	673	100.00%

Precinct 05

Southern Oregon Education Service District Director, Zone 1 (Vote for 1)
676 ballots (0 over voted, 295 blank voted), 1874 registered voters, turnout 36.07%

DonnaJean Wendle	370	97.11%
Write-in	11	2.89%
Total	381	100.00%

Grants Pass School District 7 Director, Position 3 (Vote for 1)
676 ballots (0 over voted, 248 blank voted), 1874 registered voters, turnout 36.07%

Doug Walker	201	46.96%
Gary Richardson	219	51.17%
Write-in	8	1.87%
Total	428	100.00%

Grants Pass School District 7 Director, Position 4 (Vote for 1)
676 ballots (0 over voted, 299 blank voted), 1874 registered voters, turnout 36.07%

Debbie Brownell	367	97.35%
Write-in	10	2.65%
Total	377	100.00%

Grants Pass School District 7 Director, Position 5 (Vote for 1)
676 ballots (0 over voted, 309 blank voted), 1874 registered voters, turnout 36.07%

B Satterthwaite	358	97.55%
Write-in	9	2.45%
Total	367	100.00%

Grants Pass School District 7 Director, Position 7 (Vote for 1)
676 ballots (0 over voted, 311 blank voted), 1874 registered voters, turnout 36.07%

Kathy Luther	356	97.53%
Write-in	9	2.47%
Total	365	100.00%

Josephine Community Library District Board Member, Position 1 (Vote for 1)
663 ballots (0 over voted, 301 blank voted), 1850 registered voters, turnout 35.84%

Beecher C Ellison	352	97.24%
Write-in	10	2.76%
Total	362	100.00%

Josephine Community Library District Board Member, Position 2 (Vote for 1)
663 ballots (0 over voted, 303 blank voted), 1850 registered voters, turnout 35.84%

Laurel Samson	350	97.22%
Write-in	10	2.78%
Total	360	100.00%

Josephine Community Library District Board Member, Position 3 (Vote for 1)
663 ballots (0 over voted, 299 blank voted), 1850 registered voters, turnout 35.84%

Jennifer Roberts	355	97.53%
Write-in	9	2.47%
Total	364	100.00%

Statement of Votes Cast by Geography
Josephine County, May 16, 2017 Special Election
All Precincts, All Districts, All Contests
Official Results

Page: 8 of 71
2017-06-02
15:04:39

Total Ballots Cast: 28267, Registered Voters: 60640, Overall Turnout: 46.61%

Choice	Votes	Vote %
--------	-------	--------

Josephine Community Library District Board Member, Position 4 (Vote for 1)

663 ballots (0 over voted, 306 blank voted), 1850 registered voters, turnout 35.84%

Judy Williams	348	97.48%
Write-in	9	2.52%
Total	357	100.00%

Josephine Community Library District Board Member, Position 5 (Vote for 1)

663 ballots (0 over voted, 302 blank voted), 1850 registered voters, turnout 35.84%

John Harelson	351	97.23%
Write-in	10	2.77%
Total	361	100.00%

Question 17-77 Renewal of Local Option Tax Levy for Animal Shelter, Control (Vote for 1)

676 ballots (0 over voted, 20 blank voted), 1874 registered voters, turnout 36.07%

Yes	489	74.54%
No	167	25.46%
Total	656	100.00%

Question 17-80 Adult Jail and Juvenile Detention Five Year Local Option Tax (Vote for 1)

676 ballots (0 over voted, 15 blank voted), 1874 registered voters, turnout 36.07%

Yes	355	53.71%
No	306	46.29%
Total	661	100.00%

Question 17-81 Advisory Question on Regulating Commercial Recreational Marijuana Production (Vote for 1)

676 ballots (0 over voted, 27 blank voted), 1874 registered voters, turnout 36.07%

Yes	381	58.71%
No	268	41.29%
Total	649	100.00%

Question 17-79 Form Library District with permanent rate to fund library services (Vote for 1)

663 ballots (0 over voted, 15 blank voted), 1850 registered voters, turnout 35.84%

Yes	322	49.69%
No	326	50.31%
Total	648	100.00%

Precinct 06

Southern Oregon Education Service District Director, Zone 2 (Vote for 1)

592 ballots (0 over voted, 197 blank voted), 1176 registered voters, turnout 50.34%

Toni Webb	232	58.73%
Jim Harrington	162	41.01%
Write-in	1	0.25%
Total	395	100.00%

Three Rivers School District Director, Zone 1 (Vote for 1)

592 ballots (0 over voted, 240 blank voted), 1176 registered voters, turnout 50.34%

Kate Dwyer	351	99.72%
Write-in	1	0.28%
Total	352	100.00%

Three Rivers School District Director, Zone 3 (Vote for 1)

592 ballots (0 over voted, 221 blank voted), 1176 registered voters, turnout 50.34%

Amber Guient	115	31.00%
Rich Halsted	255	68.73%
Write-in	1	0.27%
Total	371	100.00%

Statement of Votes Cast by Geography
Josephine County, May 16, 2017 Special Election
All Precincts, All Districts, All Contests
Official Results

Page: 9 of 71
2017-06-02
15:04:39

Total Ballots Cast: 28267, Registered Voters: 60640, Overall Turnout: 46.61%

Choice	Votes	Vote %
Three Rivers School District Director, Zone 5 (Vote for 1)		
592 ballots (0 over voted, 210 blank voted), 1176 registered voters, turnout 50.34%		
Jennifer Johnstun	274	71.73%
Ward Ockenden	107	28.01%
Write-in	1	0.26%
Total	382	100.00%
Josephine Community Library District Board Member, Position 1 (Vote for 1)		
592 ballots (0 over voted, 255 blank voted), 1176 registered voters, turnout 50.34%		
Beecher C Ellison	335	99.41%
Write-in	2	0.59%
Total	337	100.00%
Josephine Community Library District Board Member, Position 2 (Vote for 1)		
592 ballots (0 over voted, 257 blank voted), 1176 registered voters, turnout 50.34%		
Laurel Samson	329	98.21%
Write-in	6	1.79%
Total	335	100.00%
Josephine Community Library District Board Member, Position 3 (Vote for 1)		
592 ballots (0 over voted, 251 blank voted), 1176 registered voters, turnout 50.34%		
Jennifer Roberts	338	99.12%
Write-in	3	0.88%
Total	341	100.00%
Josephine Community Library District Board Member, Position 4 (Vote for 1)		
592 ballots (0 over voted, 258 blank voted), 1176 registered voters, turnout 50.34%		
Judy Williams	332	99.40%
Write-in	2	0.60%
Total	334	100.00%
Josephine Community Library District Board Member, Position 5 (Vote for 1)		
592 ballots (0 over voted, 252 blank voted), 1176 registered voters, turnout 50.34%		
John Harelson	336	98.82%
Write-in	4	1.18%
Total	340	100.00%
Question 17-77 Renewal of Local Option Tax Levy for Animal Shelter, Control (Vote for 1)		
592 ballots (0 over voted, 8 blank voted), 1176 registered voters, turnout 50.34%		
Yes	418	71.58%
No	166	28.42%
Total	584	100.00%
Question 17-80 Adult Jail and Juvenile Detention Five Year Local Option Tax (Vote for 1)		
592 ballots (0 over voted, 6 blank voted), 1176 registered voters, turnout 50.34%		
Yes	343	58.53%
No	243	41.47%
Total	586	100.00%
Question 17-81 Advisory Question on Regulating Commercial Recreational Marijuana Production (Vote for 1)		
592 ballots (0 over voted, 22 blank voted), 1176 registered voters, turnout 50.34%		
Yes	379	66.49%
No	191	33.51%
Total	570	100.00%
Question 17-79 Form Library District with permanent rate to fund library services (Vote for 1)		
592 ballots (0 over voted, 13 blank voted), 1176 registered voters, turnout 50.34%		
Yes	290	50.09%

Statement of Votes Cast by Geography
Josephine County, May 16, 2017 Special Election
All Precincts, All Districts, All Contests
Official Results

Page: 10 of 71
2017-06-02
15:04:39

Total Ballots Cast: 28267, Registered Voters: 60640, Overall Turnout: 46.61%

Choice	Votes	Vote %
No	289	49.91%
Total	579	100.00%

Precinct 07

Southern Oregon Education Service District Director, Zone 1 (Vote for 1)

958 ballots (0 over voted, 395 blank voted), 2962 registered voters, turnout 32.34%

DonnaJean Wendle	547	97.16%
Write-in	16	2.84%
Total	563	100.00%

Grants Pass School District 7 Director, Position 3 (Vote for 1)

958 ballots (0 over voted, 335 blank voted), 2962 registered voters, turnout 32.34%

Doug Walker	349	56.02%
Gary Richardson	265	42.54%
Write-in	9	1.44%
Total	623	100.00%

Grants Pass School District 7 Director, Position 4 (Vote for 1)

958 ballots (0 over voted, 403 blank voted), 2962 registered voters, turnout 32.34%

Debbie Brownell	547	98.56%
Write-in	8	1.44%
Total	555	100.00%

Grants Pass School District 7 Director, Position 5 (Vote for 1)

958 ballots (0 over voted, 423 blank voted), 2962 registered voters, turnout 32.34%

B Satterthwaite	524	97.94%
Write-in	11	2.06%
Total	535	100.00%

Grants Pass School District 7 Director, Position 7 (Vote for 1)

958 ballots (0 over voted, 429 blank voted), 2962 registered voters, turnout 32.34%

Kathy Luther	518	97.92%
Write-in	11	2.08%
Total	529	100.00%

Josephine Community Library District Board Member, Position 1 (Vote for 1)

958 ballots (0 over voted, 422 blank voted), 2962 registered voters, turnout 32.34%

Beecher C Ellison	525	97.95%
Write-in	11	2.05%
Total	536	100.00%

Josephine Community Library District Board Member, Position 2 (Vote for 1)

958 ballots (0 over voted, 407 blank voted), 2962 registered voters, turnout 32.34%

Laurel Samson	540	98.00%
Write-in	11	2.00%
Total	551	100.00%

Josephine Community Library District Board Member, Position 3 (Vote for 1)

958 ballots (0 over voted, 406 blank voted), 2962 registered voters, turnout 32.34%

Jennifer Roberts	542	98.19%
Write-in	10	1.81%
Total	552	100.00%

Josephine Community Library District Board Member, Position 4 (Vote for 1)

958 ballots (0 over voted, 406 blank voted), 2962 registered voters, turnout 32.34%

Judy Williams	542	98.19%
Write-in	10	1.81%

Statement of Votes Cast by Geography
Josephine County, May 16, 2017 Special Election
All Precincts, All Districts, All Contests
Official Results

Page: 11 of 71
2017-06-02
15:04:39

Total Ballots Cast: 28267, Registered Voters: 60640, Overall Turnout: 46.61%

Choice	Votes	Vote %
Total	552	100.00%

Josephine Community Library District Board Member, Position 5 (Vote for 1)
958 ballots (0 over voted, 407 blank voted), 2962 registered voters, turnout 32.34%

John Harelson	539	97.82%
Write-in	12	2.18%
Total	551	100.00%

Question 17-77 Renewal of Local Option Tax Levy for Animal Shelter, Control (Vote for 1)
958 ballots (0 over voted, 29 blank voted), 2962 registered voters, turnout 32.34%

Yes	711	76.53%
No	218	23.47%
Total	929	100.00%

Question 17-80 Adult Jail and Juvenile Detention Five Year Local Option Tax (Vote for 1)
958 ballots (0 over voted, 18 blank voted), 2962 registered voters, turnout 32.34%

Yes	503	53.51%
No	437	46.49%
Total	940	100.00%

Question 17-81 Advisory Question on Regulating Commercial Recreational Marijuana Production (Vote for 1)
958 ballots (1 over voted, 29 blank voted), 2962 registered voters, turnout 32.34%

Yes	516	55.60%
No	412	44.40%
Total	928	100.00%

Question 17-79 Form Library District with permanent rate to fund library services (Vote for 1)
958 ballots (0 over voted, 17 blank voted), 2962 registered voters, turnout 32.34%

Yes	547	58.13%
No	394	41.87%
Total	941	100.00%

Precinct 08

Southern Oregon Education Service District Director, Zone 1 (Vote for 1)
1603 ballots (0 over voted, 707 blank voted), 4017 registered voters, turnout 39.91%

DonnaJean Wendle	867	96.76%
Write-in	29	3.24%
Total	896	100.00%

Rogue Community College Board Member, Zone 2 (Vote for 1)
1603 ballots (1 over voted, 599 blank voted), 4017 registered voters, turnout 39.91%

Dean Wendle	621	61.91%
V Kirkpatrick-Pilger	371	36.99%
Write-in	11	1.10%
Total	1003	100.00%

Three Rivers School District Director, Zone 1 (Vote for 1)
762 ballots (0 over voted, 367 blank voted), 1823 registered voters, turnout 41.80%

Kate Dwyer	385	97.47%
Write-in	10	2.53%
Total	395	100.00%

Three Rivers School District Director, Zone 3 (Vote for 1)
762 ballots (1 over voted, 314 blank voted), 1823 registered voters, turnout 41.80%

Amber Guient	151	33.78%
Rich Halsted	286	63.98%
Write-in	10	2.24%

Statement of Votes Cast by Geography
Josephine County, May 16, 2017 Special Election
All Precincts, All Districts, All Contests
Official Results

Page: 12 of 71
2017-06-02
15:04:39

Total Ballots Cast: 28267, Registered Voters: 60640, Overall Turnout: 46.61%

Choice	Votes	Vote %
Total	447	100.00%

Three Rivers School District Director, Zone 5 (Vote for 1)

762 ballots (0 over voted, 298 blank voted), 1823 registered voters, turnout 41.80%

Jennifer Johnstun	310	66.81%
Ward Ockenden	145	31.25%
Write-in	9	1.94%
Total	464	100.00%

Grants Pass School District 7 Director, Position 3 (Vote for 1)

841 ballots (1 over voted, 312 blank voted), 2194 registered voters, turnout 38.33%

Doug Walker	237	44.89%
Gary Richardson	288	54.55%
Write-in	3	0.57%
Total	528	100.00%

Grants Pass School District 7 Director, Position 4 (Vote for 1)

841 ballots (0 over voted, 372 blank voted), 2194 registered voters, turnout 38.33%

Debbie Brownell	463	98.72%
Write-in	6	1.28%
Total	469	100.00%

Grants Pass School District 7 Director, Position 5 (Vote for 1)

841 ballots (0 over voted, 393 blank voted), 2194 registered voters, turnout 38.33%

B Satterthwaite	443	98.88%
Write-in	5	1.12%
Total	448	100.00%

Grants Pass School District 7 Director, Position 7 (Vote for 1)

841 ballots (0 over voted, 388 blank voted), 2194 registered voters, turnout 38.33%

Kathy Luther	449	99.12%
Write-in	4	0.88%
Total	453	100.00%

Josephine Community Library District Board Member, Position 1 (Vote for 1)

1603 ballots (0 over voted, 777 blank voted), 4017 registered voters, turnout 39.91%

Beecher C Ellison	809	97.94%
Write-in	17	2.06%
Total	826	100.00%

Josephine Community Library District Board Member, Position 2 (Vote for 1)

1603 ballots (0 over voted, 763 blank voted), 4017 registered voters, turnout 39.91%

Laurel Samson	820	97.62%
Write-in	20	2.38%
Total	840	100.00%

Josephine Community Library District Board Member, Position 3 (Vote for 1)

1603 ballots (0 over voted, 762 blank voted), 4017 registered voters, turnout 39.91%

Jennifer Roberts	828	98.45%
Write-in	13	1.55%
Total	841	100.00%

Josephine Community Library District Board Member, Position 4 (Vote for 1)

1603 ballots (0 over voted, 779 blank voted), 4017 registered voters, turnout 39.91%

Judy Williams	811	98.42%
Write-in	13	1.58%
Total	824	100.00%

Statement of Votes Cast by Geography
Josephine County, May 16, 2017 Special Election
All Precincts, All Districts, All Contests
Official Results

Page: 13 of 71
2017-06-02
15:04:39

Total Ballots Cast: 28267, Registered Voters: 60640, Overall Turnout: 46.61%

Choice	Votes	Vote %
--------	-------	--------

Josephine Community Library District Board Member, Position 5 (Vote for 1)

1603 ballots (0 over voted, 759 blank voted), 4017 registered voters, turnout 39.91%

John Harelson	827	97.99%
Write-in	17	2.01%
Total	844	100.00%

Question 17-77 Renewal of Local Option Tax Levy for Animal Shelter, Control (Vote for 1)

1603 ballots (1 over voted, 50 blank voted), 4017 registered voters, turnout 39.91%

Yes	1094	70.49%
No	458	29.51%
Total	1552	100.00%

Question 17-80 Adult Jail and Juvenile Detention Five Year Local Option Tax (Vote for 1)

1603 ballots (0 over voted, 33 blank voted), 4017 registered voters, turnout 39.91%

Yes	793	50.51%
No	777	49.49%
Total	1570	100.00%

Question 17-81 Advisory Question on Regulating Commercial Recreational Marijuana Production (Vote for 1)

1603 ballots (0 over voted, 43 blank voted), 4017 registered voters, turnout 39.91%

Yes	980	62.82%
No	580	37.18%
Total	1560	100.00%

Question 17-79 Form Library District with permanent rate to fund library services (Vote for 1)

1603 ballots (0 over voted, 36 blank voted), 4017 registered voters, turnout 39.91%

Yes	724	46.20%
No	843	53.80%
Total	1567	100.00%

Precinct 09

Southern Oregon Education Service District Director, Zone 1 (Vote for 1)

66 ballots (0 over voted, 38 blank voted), 108 registered voters, turnout 61.11%

DonnaJean Wendle	27	96.43%
Write-in	1	3.57%
Total	28	100.00%

Grants Pass School District 7 Director, Position 3 (Vote for 1)

66 ballots (0 over voted, 27 blank voted), 108 registered voters, turnout 61.11%

Doug Walker	17	43.59%
Gary Richardson	22	56.41%
Write-in	0	0.00%
Total	39	100.00%

Grants Pass School District 7 Director, Position 4 (Vote for 1)

66 ballots (0 over voted, 41 blank voted), 108 registered voters, turnout 61.11%

Debbie Brownell	24	96.00%
Write-in	1	4.00%
Total	25	100.00%

Grants Pass School District 7 Director, Position 5 (Vote for 1)

66 ballots (0 over voted, 43 blank voted), 108 registered voters, turnout 61.11%

B Satterthwaite	21	91.30%
Write-in	2	8.70%
Total	23	100.00%

Statement of Votes Cast by Geography
Josephine County, May 16, 2017 Special Election
All Precincts, All Districts, All Contests
Official Results

Page: 14 of 71
2017-06-02
15:04:39

Total Ballots Cast: 28267, Registered Voters: 60640, Overall Turnout: 46.61%

Choice	Votes	Vote %
Grants Pass School District 7 Director, Position 7 (Vote for 1)		
66 ballots (0 over voted, 43 blank voted), 108 registered voters, turnout 61.11%		
Kathy Luther	21	91.30%
Write-in	2	8.70%
Total	23	100.00%
Josephine Community Library District Board Member, Position 1 (Vote for 1)		
66 ballots (0 over voted, 39 blank voted), 108 registered voters, turnout 61.11%		
Beecher C Ellison	24	88.89%
Write-in	3	11.11%
Total	27	100.00%
Josephine Community Library District Board Member, Position 2 (Vote for 1)		
66 ballots (0 over voted, 39 blank voted), 108 registered voters, turnout 61.11%		
Laurel Samson	24	88.89%
Write-in	3	11.11%
Total	27	100.00%
Josephine Community Library District Board Member, Position 3 (Vote for 1)		
66 ballots (0 over voted, 39 blank voted), 108 registered voters, turnout 61.11%		
Jennifer Roberts	24	88.89%
Write-in	3	11.11%
Total	27	100.00%
Josephine Community Library District Board Member, Position 4 (Vote for 1)		
66 ballots (0 over voted, 40 blank voted), 108 registered voters, turnout 61.11%		
Judy Williams	23	88.46%
Write-in	3	11.54%
Total	26	100.00%
Josephine Community Library District Board Member, Position 5 (Vote for 1)		
66 ballots (0 over voted, 41 blank voted), 108 registered voters, turnout 61.11%		
John Harelson	22	88.00%
Write-in	3	12.00%
Total	25	100.00%
Question 17-77 Renewal of Local Option Tax Levy for Animal Shelter, Control (Vote for 1)		
66 ballots (0 over voted, 1 blank voted), 108 registered voters, turnout 61.11%		
Yes	48	73.85%
No	17	26.15%
Total	65	100.00%
Question 17-80 Adult Jail and Juvenile Detention Five Year Local Option Tax (Vote for 1)		
66 ballots (0 over voted, 1 blank voted), 108 registered voters, turnout 61.11%		
Yes	47	72.31%
No	18	27.69%
Total	65	100.00%
Question 17-81 Advisory Question on Regulating Commercial Recreational Marijuana Production (Vote for 1)		
66 ballots (0 over voted, 2 blank voted), 108 registered voters, turnout 61.11%		
Yes	43	67.19%
No	21	32.81%
Total	64	100.00%
Question 17-79 Form Library District with permanent rate to fund library services (Vote for 1)		
66 ballots (0 over voted, 2 blank voted), 108 registered voters, turnout 61.11%		
Yes	29	45.31%
No	35	54.69%

Statement of Votes Cast by Geography
Josephine County, May 16, 2017 Special Election
All Precincts, All Districts, All Contests
Official Results

Page: 15 of 71
2017-06-02
15:04:39

Total Ballots Cast: 28267, Registered Voters: 60640, Overall Turnout: 46.61%

Choice	Votes	Vote %
Total	64	100.00%

Precinct 10

Southern Oregon Education Service District Director, Zone 1 (Vote for 1)
117 ballots (0 over voted, 56 blank voted), 191 registered voters, turnout 61.26%

DonnaJean Wendle	61	100.00%
Write-in	0	0.00%
Total	61	100.00%

Rogue Community College Board Member, Zone 2 (Vote for 1)
117 ballots (0 over voted, 40 blank voted), 191 registered voters, turnout 61.26%

Dean Wendle	52	67.53%
V Kirkpatrick-Pilger	25	32.47%
Write-in	0	0.00%
Total	77	100.00%

Three Rivers School District Director, Zone 1 (Vote for 1)
117 ballots (0 over voted, 58 blank voted), 191 registered voters, turnout 61.26%

Kate Dwyer	59	100.00%
Write-in	0	0.00%
Total	59	100.00%

Three Rivers School District Director, Zone 3 (Vote for 1)
117 ballots (0 over voted, 50 blank voted), 191 registered voters, turnout 61.26%

Amber Guient	21	31.34%
Rich Halsted	46	68.66%
Write-in	0	0.00%
Total	67	100.00%

Three Rivers School District Director, Zone 5 (Vote for 1)
117 ballots (0 over voted, 42 blank voted), 191 registered voters, turnout 61.26%

Jennifer Johnstun	49	65.33%
Ward Ockenden	26	34.67%
Write-in	0	0.00%
Total	75	100.00%

Josephine Community Library District Board Member, Position 1 (Vote for 1)
113 ballots (0 over voted, 59 blank voted), 186 registered voters, turnout 60.75%

Beecher C Ellison	54	100.00%
Write-in	0	0.00%
Total	54	100.00%

Josephine Community Library District Board Member, Position 2 (Vote for 1)
113 ballots (0 over voted, 60 blank voted), 186 registered voters, turnout 60.75%

Laurel Samson	53	100.00%
Write-in	0	0.00%
Total	53	100.00%

Josephine Community Library District Board Member, Position 3 (Vote for 1)
113 ballots (0 over voted, 60 blank voted), 186 registered voters, turnout 60.75%

Jennifer Roberts	53	100.00%
Write-in	0	0.00%
Total	53	100.00%

Josephine Community Library District Board Member, Position 4 (Vote for 1)
113 ballots (0 over voted, 59 blank voted), 186 registered voters, turnout 60.75%

Judy Williams	54	100.00%
Write-in	0	0.00%

Statement of Votes Cast by Geography
Josephine County, May 16, 2017 Special Election
All Precincts, All Districts, All Contests
Official Results

Page: 16 of 71
2017-06-02
15:04:39

Total Ballots Cast: 28267, Registered Voters: 60640, Overall Turnout: 46.61%

Choice	Votes	Vote %
Total	54	100.00%

Josephine Community Library District Board Member, Position 5 (Vote for 1)
113 ballots (0 over voted, 59 blank voted), 186 registered voters, turnout 60.75%

John Harelson	54	100.00%
Write-in	0	0.00%
Total	54	100.00%

Question 17-77 Renewal of Local Option Tax Levy for Animal Shelter, Control (Vote for 1)
117 ballots (0 over voted, 2 blank voted), 191 registered voters, turnout 61.26%

Yes	76	66.09%
No	39	33.91%
Total	115	100.00%

Question 17-80 Adult Jail and Juvenile Detention Five Year Local Option Tax (Vote for 1)
117 ballots (0 over voted, 1 blank voted), 191 registered voters, turnout 61.26%

Yes	56	48.28%
No	60	51.72%
Total	116	100.00%

Question 17-81 Advisory Question on Regulating Commercial Recreational Marijuana Production (Vote for 1)
117 ballots (0 over voted, 2 blank voted), 191 registered voters, turnout 61.26%

Yes	92	80.00%
No	23	20.00%
Total	115	100.00%

Question 17-79 Form Library District with permanent rate to fund library services (Vote for 1)
113 ballots (0 over voted, 1 blank voted), 186 registered voters, turnout 60.75%

Yes	45	40.18%
No	67	59.82%
Total	112	100.00%

Precinct 11

Southern Oregon Education Service District Director, Zone 1 (Vote for 1)
128 ballots (0 over voted, 47 blank voted), 289 registered voters, turnout 44.29%

DonnaJean Wendle	79	97.53%
Write-in	2	2.47%
Total	81	100.00%

Grants Pass School District 7 Director, Position 3 (Vote for 1)
128 ballots (0 over voted, 34 blank voted), 289 registered voters, turnout 44.29%

Doug Walker	51	54.26%
Gary Richardson	42	44.68%
Write-in	1	1.06%
Total	94	100.00%

Grants Pass School District 7 Director, Position 4 (Vote for 1)
128 ballots (0 over voted, 47 blank voted), 289 registered voters, turnout 44.29%

Debbie Brownell	79	97.53%
Write-in	2	2.47%
Total	81	100.00%

Grants Pass School District 7 Director, Position 5 (Vote for 1)
128 ballots (0 over voted, 47 blank voted), 289 registered voters, turnout 44.29%

B Satterthwaite	80	98.77%
Write-in	1	1.23%
Total	81	100.00%

Statement of Votes Cast by Geography
Josephine County, May 16, 2017 Special Election
All Precincts, All Districts, All Contests
Official Results

Page: 17 of 71
2017-06-02
15:04:39

Total Ballots Cast: 28267, Registered Voters: 60640, Overall Turnout: 46.61%

Choice	Votes	Vote %
Grants Pass School District 7 Director, Position 7 (Vote for 1)		
128 ballots (0 over voted, 45 blank voted), 289 registered voters, turnout 44.29%		
Kathy Luther	81	97.59%
Write-in	2	2.41%
Total	83	100.00%

Josephine Community Library District Board Member, Position 1 (Vote for 1)		
128 ballots (0 over voted, 49 blank voted), 289 registered voters, turnout 44.29%		
Beecher C Ellison	78	98.73%
Write-in	1	1.27%
Total	79	100.00%

Josephine Community Library District Board Member, Position 2 (Vote for 1)		
128 ballots (0 over voted, 48 blank voted), 289 registered voters, turnout 44.29%		
Laurel Samson	79	98.75%
Write-in	1	1.25%
Total	80	100.00%

Josephine Community Library District Board Member, Position 3 (Vote for 1)		
128 ballots (0 over voted, 49 blank voted), 289 registered voters, turnout 44.29%		
Jennifer Roberts	78	98.73%
Write-in	1	1.27%
Total	79	100.00%

Josephine Community Library District Board Member, Position 4 (Vote for 1)		
128 ballots (0 over voted, 49 blank voted), 289 registered voters, turnout 44.29%		
Judy Williams	78	98.73%
Write-in	1	1.27%
Total	79	100.00%

Josephine Community Library District Board Member, Position 5 (Vote for 1)		
128 ballots (0 over voted, 50 blank voted), 289 registered voters, turnout 44.29%		
John Harelson	77	98.72%
Write-in	1	1.28%
Total	78	100.00%

Question 17-77 Renewal of Local Option Tax Levy for Animal Shelter, Control (Vote for 1)		
128 ballots (0 over voted, 0 blank voted), 289 registered voters, turnout 44.29%		
Yes	98	76.56%
No	30	23.44%
Total	128	100.00%

Question 17-80 Adult Jail and Juvenile Detention Five Year Local Option Tax (Vote for 1)		
128 ballots (0 over voted, 0 blank voted), 289 registered voters, turnout 44.29%		
Yes	81	63.28%
No	47	36.72%
Total	128	100.00%

Question 17-81 Advisory Question on Regulating Commercial Recreational Marijuana Production (Vote for 1)		
128 ballots (0 over voted, 0 blank voted), 289 registered voters, turnout 44.29%		
Yes	91	71.09%
No	37	28.91%
Total	128	100.00%

Question 17-79 Form Library District with permanent rate to fund library services (Vote for 1)		
128 ballots (0 over voted, 0 blank voted), 289 registered voters, turnout 44.29%		
Yes	64	50.00%
No	64	50.00%

Statement of Votes Cast by Geography
Josephine County, May 16, 2017 Special Election
All Precincts, All Districts, All Contests
Official Results

Page: 18 of 71
2017-06-02
15:04:39

Total Ballots Cast: 28267, Registered Voters: 60640, Overall Turnout: 46.61%

Choice	Votes	Vote %
Total	128	100.00%

Precinct 12

Southern Oregon Education Service District Director, Zone 2 (Vote for 1)
148 ballots (0 over voted, 44 blank voted), 336 registered voters, turnout 44.05%

Toni Webb	69	66.35%
Jim Harrington	35	33.65%
Write-in	0	0.00%
Total	104	100.00%

Three Rivers School District Director, Zone 1 (Vote for 1)
148 ballots (0 over voted, 52 blank voted), 336 registered voters, turnout 44.05%

Kate Dwyer	94	97.92%
Write-in	2	2.08%
Total	96	100.00%

Three Rivers School District Director, Zone 3 (Vote for 1)
148 ballots (0 over voted, 41 blank voted), 336 registered voters, turnout 44.05%

Amber Guient	42	39.25%
Rich Halsted	64	59.81%
Write-in	1	0.93%
Total	107	100.00%

Three Rivers School District Director, Zone 5 (Vote for 1)
148 ballots (0 over voted, 40 blank voted), 336 registered voters, turnout 44.05%

Jennifer Johnstun	67	62.04%
Ward Ockenden	41	37.96%
Write-in	0	0.00%
Total	108	100.00%

Question 17-77 Renewal of Local Option Tax Levy for Animal Shelter, Control (Vote for 1)
148 ballots (0 over voted, 0 blank voted), 336 registered voters, turnout 44.05%

Yes	109	73.65%
No	39	26.35%
Total	148	100.00%

Question 17-80 Adult Jail and Juvenile Detention Five Year Local Option Tax (Vote for 1)
148 ballots (0 over voted, 1 blank voted), 336 registered voters, turnout 44.05%

Yes	87	59.18%
No	60	40.82%
Total	147	100.00%

Question 17-81 Advisory Question on Regulating Commercial Recreational Marijuana Production (Vote for 1)
148 ballots (0 over voted, 9 blank voted), 336 registered voters, turnout 44.05%

Yes	85	61.15%
No	54	38.85%
Total	139	100.00%

Precinct 13

Southern Oregon Education Service District Director, Zone 1 (Vote for 1)
140 ballots (0 over voted, 71 blank voted), 306 registered voters, turnout 45.75%

DonnaJean Wendle	66	95.65%
Write-in	3	4.35%
Total	69	100.00%

Rogue Community College Board Member, Zone 2 (Vote for 1)
140 ballots (0 over voted, 69 blank voted), 306 registered voters, turnout 45.75%

Dean Wendle	35	49.30%
-------------	----	--------

Statement of Votes Cast by Geography
Josephine County, May 16, 2017 Special Election
All Precincts, All Districts, All Contests
Official Results

Page: 19 of 71
2017-06-02
15:04:39

Total Ballots Cast: 28267, Registered Voters: 60640, Overall Turnout: 46.61%

Choice	Votes	Vote %
V Kirkpatrick-Pilger	36	50.70%
Write-in	0	0.00%
Total	71	100.00%

Three Rivers School District Director, Zone 1 (Vote for 1)
140 ballots (0 over voted, 70 blank voted), 306 registered voters, turnout 45.75%

Kate Dwyer	67	95.71%
Write-in	3	4.29%
Total	70	100.00%

Three Rivers School District Director, Zone 3 (Vote for 1)
140 ballots (0 over voted, 73 blank voted), 306 registered voters, turnout 45.75%

Amber Guient	27	40.30%
Rich Halsted	39	58.21%
Write-in	1	1.49%
Total	67	100.00%

Three Rivers School District Director, Zone 5 (Vote for 1)
140 ballots (0 over voted, 67 blank voted), 306 registered voters, turnout 45.75%

Jennifer Johnstun	57	78.08%
Ward Ockenden	15	20.55%
Write-in	1	1.37%
Total	73	100.00%

Question 17-77 Renewal of Local Option Tax Levy for Animal Shelter, Control (Vote for 1)
140 ballots (0 over voted, 0 blank voted), 306 registered voters, turnout 45.75%

Yes	84	60.00%
No	56	40.00%
Total	140	100.00%

Question 17-80 Adult Jail and Juvenile Detention Five Year Local Option Tax (Vote for 1)
140 ballots (0 over voted, 0 blank voted), 306 registered voters, turnout 45.75%

Yes	59	42.14%
No	81	57.86%
Total	140	100.00%

Question 17-81 Advisory Question on Regulating Commercial Recreational Marijuana Production (Vote for 1)
140 ballots (0 over voted, 6 blank voted), 306 registered voters, turnout 45.75%

Yes	73	54.48%
No	61	45.52%
Total	134	100.00%

Precinct 14

Southern Oregon Education Service District Director, Zone 2 (Vote for 1)
72 ballots (0 over voted, 23 blank voted), 135 registered voters, turnout 53.33%

Toni Webb	32	65.31%
Jim Harrington	17	34.69%
Write-in	0	0.00%
Total	49	100.00%

Three Rivers School District Director, Zone 1 (Vote for 1)
72 ballots (0 over voted, 26 blank voted), 135 registered voters, turnout 53.33%

Kate Dwyer	44	95.65%
Write-in	2	4.35%
Total	46	100.00%

Three Rivers School District Director, Zone 3 (Vote for 1)
72 ballots (0 over voted, 24 blank voted), 135 registered voters, turnout 53.33%

Statement of Votes Cast by Geography
Josephine County, May 16, 2017 Special Election
All Precincts, All Districts, All Contests
Official Results

Page: 20 of 71
2017-06-02
15:04:39

Total Ballots Cast: 28267, Registered Voters: 60640, Overall Turnout: 46.61%

Choice	Votes	Vote %
Amber Guient	16	33.33%
Rich Halsted	30	62.50%
Write-in	2	4.17%
Total	48	100.00%

Three Rivers School District Director, Zone 5 (Vote for 1)

72 ballots (0 over voted, 24 blank voted), 135 registered voters, turnout 53.33%

Jennifer Johnstun	29	60.42%
Ward Ockenden	19	39.58%
Write-in	0	0.00%
Total	48	100.00%

Question 17-77 Renewal of Local Option Tax Levy for Animal Shelter, Control (Vote for 1)

72 ballots (0 over voted, 2 blank voted), 135 registered voters, turnout 53.33%

Yes	51	72.86%
No	19	27.14%
Total	70	100.00%

Question 17-80 Adult Jail and Juvenile Detention Five Year Local Option Tax (Vote for 1)

72 ballots (0 over voted, 0 blank voted), 135 registered voters, turnout 53.33%

Yes	25	34.72%
No	47	65.28%
Total	72	100.00%

Question 17-81 Advisory Question on Regulating Commercial Recreational Marijuana Production (Vote for 1)

72 ballots (0 over voted, 3 blank voted), 135 registered voters, turnout 53.33%

Yes	37	53.62%
No	32	46.38%
Total	69	100.00%

Precinct 15

Southern Oregon Education Service District Director, Zone 1 (Vote for 1)

683 ballots (0 over voted, 318 blank voted), 1331 registered voters, turnout 51.31%

DonnaJean Wendle	355	97.26%
Write-in	10	2.74%
Total	365	100.00%

Rogue Community College Board Member, Zone 2 (Vote for 1)

683 ballots (0 over voted, 268 blank voted), 1331 registered voters, turnout 51.31%

Dean Wendle	256	61.69%
V Kirkpatrick-Pilger	154	37.11%
Write-in	5	1.20%
Total	415	100.00%

Grants Pass School District 7 Director, Position 3 (Vote for 1)

683 ballots (0 over voted, 270 blank voted), 1331 registered voters, turnout 51.31%

Doug Walker	200	48.43%
Gary Richardson	207	50.12%
Write-in	6	1.45%
Total	413	100.00%

Grants Pass School District 7 Director, Position 4 (Vote for 1)

683 ballots (0 over voted, 323 blank voted), 1331 registered voters, turnout 51.31%

Debbie Brownell	355	98.61%
Write-in	5	1.39%
Total	360	100.00%

Statement of Votes Cast by Geography
Josephine County, May 16, 2017 Special Election
All Precincts, All Districts, All Contests
Official Results

Page: 21 of 71
2017-06-02
15:04:39

Total Ballots Cast: 28267, Registered Voters: 60640, Overall Turnout: 46.61%

Choice	Votes	Vote %
Grants Pass School District 7 Director, Position 5 (Vote for 1)		
683 ballots (0 over voted, 329 blank voted), 1331 registered voters, turnout 51.31%		
B Satterthwaite	347	98.02%
Write-in	7	1.98%
Total	354	100.00%

Grants Pass School District 7 Director, Position 7 (Vote for 1)		
683 ballots (0 over voted, 327 blank voted), 1331 registered voters, turnout 51.31%		
Kathy Luther	347	97.47%
Write-in	9	2.53%
Total	356	100.00%

Question 17-77 Renewal of Local Option Tax Levy for Animal Shelter, Control (Vote for 1)		
683 ballots (0 over voted, 10 blank voted), 1331 registered voters, turnout 51.31%		
Yes	485	72.07%
No	188	27.93%
Total	673	100.00%

Question 17-80 Adult Jail and Juvenile Detention Five Year Local Option Tax (Vote for 1)		
683 ballots (0 over voted, 6 blank voted), 1331 registered voters, turnout 51.31%		
Yes	380	56.13%
No	297	43.87%
Total	677	100.00%

Question 17-81 Advisory Question on Regulating Commercial Recreational Marijuana Production (Vote for 1)		
683 ballots (0 over voted, 50 blank voted), 1331 registered voters, turnout 51.31%		
Yes	432	68.25%
No	201	31.75%
Total	633	100.00%

Precinct 16

Southern Oregon Education Service District Director, Zone 1 (Vote for 1)		
172 ballots (0 over voted, 88 blank voted), 406 registered voters, turnout 42.36%		
DonnaJean Wendle	81	96.43%
Write-in	3	3.57%
Total	84	100.00%

Three Rivers School District Director, Zone 1 (Vote for 1)		
172 ballots (0 over voted, 86 blank voted), 406 registered voters, turnout 42.36%		
Kate Dwyer	83	96.51%
Write-in	3	3.49%
Total	86	100.00%

Three Rivers School District Director, Zone 3 (Vote for 1)		
172 ballots (0 over voted, 71 blank voted), 406 registered voters, turnout 42.36%		
Amber Guient	34	33.66%
Rich Halsted	65	64.36%
Write-in	2	1.98%
Total	101	100.00%

Three Rivers School District Director, Zone 5 (Vote for 1)		
172 ballots (0 over voted, 65 blank voted), 406 registered voters, turnout 42.36%		
Jennifer Johnstun	62	57.94%
Ward Ockenden	43	40.19%
Write-in	2	1.87%
Total	107	100.00%

Statement of Votes Cast by Geography
Josephine County, May 16, 2017 Special Election
All Precincts, All Districts, All Contests
Official Results

Page: 22 of 71
2017-06-02
15:04:39

Total Ballots Cast: 28267, Registered Voters: 60640, Overall Turnout: 46.61%

Choice	Votes	Vote %
Question 17-77 Renewal of Local Option Tax Levy for Animal Shelter, Control (Vote for 1) 172 ballots (0 over voted, 1 blank voted), 406 registered voters, turnout 42.36%		
Yes	102	59.65%
No	69	40.35%
Total	171	100.00%

Question 17-80 Adult Jail and Juvenile Detention Five Year Local Option Tax (Vote for 1) 172 ballots (0 over voted, 1 blank voted), 406 registered voters, turnout 42.36%		
Yes	71	41.52%
No	100	58.48%
Total	171	100.00%

Question 17-81 Advisory Question on Regulating Commercial Recreational Marijuana Production (Vote for 1) 172 ballots (0 over voted, 7 blank voted), 406 registered voters, turnout 42.36%		
Yes	101	61.21%
No	64	38.79%
Total	165	100.00%

Precinct 17

Southern Oregon Education Service District Director, Zone 2 (Vote for 1) 757 ballots (0 over voted, 245 blank voted), 1316 registered voters, turnout 57.52%		
Toni Webb	333	65.04%
Jim Harrington	173	33.79%
Write-in	6	1.17%
Total	512	100.00%

Three Rivers School District Director, Zone 1 (Vote for 1) 757 ballots (0 over voted, 314 blank voted), 1316 registered voters, turnout 57.52%		
Kate Dwyer	433	97.74%
Write-in	10	2.26%
Total	443	100.00%

Three Rivers School District Director, Zone 3 (Vote for 1) 757 ballots (0 over voted, 266 blank voted), 1316 registered voters, turnout 57.52%		
Amber Guient	147	29.94%
Rich Halsted	339	69.04%
Write-in	5	1.02%
Total	491	100.00%

Three Rivers School District Director, Zone 5 (Vote for 1) 757 ballots (0 over voted, 253 blank voted), 1316 registered voters, turnout 57.52%		
Jennifer Johnstun	343	68.06%
Ward Ockenden	156	30.95%
Write-in	5	0.99%
Total	504	100.00%

Question 17-77 Renewal of Local Option Tax Levy for Animal Shelter, Control (Vote for 1) 757 ballots (0 over voted, 8 blank voted), 1316 registered voters, turnout 57.52%		
Yes	512	68.36%
No	237	31.64%
Total	749	100.00%

Question 17-80 Adult Jail and Juvenile Detention Five Year Local Option Tax (Vote for 1) 757 ballots (0 over voted, 4 blank voted), 1316 registered voters, turnout 57.52%		
Yes	434	57.64%
No	319	42.36%
Total	753	100.00%

Statement of Votes Cast by Geography
Josephine County, May 16, 2017 Special Election
All Precincts, All Districts, All Contests
Official Results

Page: 23 of 71
2017-06-02
15:04:39

Total Ballots Cast: 28267, Registered Voters: 60640, Overall Turnout: 46.61%

Choice	Votes	Vote %
Question 17-81 Advisory Question on Regulating Commercial Recreational Marijuana Production (Vote for 1)		
757 ballots (1 over voted, 50 blank voted), 1316 registered voters, turnout 57.52%		
Yes	491	69.55%
No	215	30.45%
Total	706	100.00%

Precinct 18

Southern Oregon Education Service District Director, Zone 1 (Vote for 1)
787 ballots (0 over voted, 366 blank voted), 1612 registered voters, turnout 48.82%

DonnaJean Wendle	403	95.72%
Write-in	18	4.28%
Total	421	100.00%

Rogue Community College Board Member, Zone 2 (Vote for 1)
787 ballots (1 over voted, 310 blank voted), 1612 registered voters, turnout 48.82%

Dean Wendle	305	64.08%
V Kirkpatrick-Pilger	165	34.66%
Write-in	6	1.26%
Total	476	100.00%

Grants Pass School District 7 Director, Position 3 (Vote for 1)
787 ballots (1 over voted, 304 blank voted), 1612 registered voters, turnout 48.82%

Doug Walker	204	42.32%
Gary Richardson	272	56.43%
Write-in	6	1.24%
Total	482	100.00%

Grants Pass School District 7 Director, Position 4 (Vote for 1)
787 ballots (0 over voted, 374 blank voted), 1612 registered voters, turnout 48.82%

Debbie Brownell	403	97.58%
Write-in	10	2.42%
Total	413	100.00%

Grants Pass School District 7 Director, Position 5 (Vote for 1)
787 ballots (0 over voted, 376 blank voted), 1612 registered voters, turnout 48.82%

B Satterthwaite	402	97.81%
Write-in	9	2.19%
Total	411	100.00%

Grants Pass School District 7 Director, Position 7 (Vote for 1)
787 ballots (0 over voted, 383 blank voted), 1612 registered voters, turnout 48.82%

Kathy Luther	393	97.28%
Write-in	11	2.72%
Total	404	100.00%

Question 17-77 Renewal of Local Option Tax Levy for Animal Shelter, Control (Vote for 1)
787 ballots (0 over voted, 16 blank voted), 1612 registered voters, turnout 48.82%

Yes	551	71.47%
No	220	28.53%
Total	771	100.00%

Question 17-80 Adult Jail and Juvenile Detention Five Year Local Option Tax (Vote for 1)
787 ballots (0 over voted, 7 blank voted), 1612 registered voters, turnout 48.82%

Yes	456	58.46%
No	324	41.54%
Total	780	100.00%

Statement of Votes Cast by Geography
Josephine County, May 16, 2017 Special Election
All Precincts, All Districts, All Contests
Official Results

Page: 24 of 71
2017-06-02
15:04:39

Total Ballots Cast: 28267, Registered Voters: 60640, Overall Turnout: 46.61%

Choice	Votes	Vote %
Question 17-81 Advisory Question on Regulating Commercial Recreational Marijuana Production (Vote for 1)		
787 ballots (0 over voted, 40 blank voted), 1612 registered voters, turnout 48.82%		
Yes	465	62.25%
No	282	37.75%
Total	747	100.00%

Precinct 19

Southern Oregon Education Service District Director, Zone 2 (Vote for 1)
977 ballots (0 over voted, 398 blank voted), 1894 registered voters, turnout 51.58%

Toni Webb	391	67.53%
Jim Harrington	183	31.61%
Write-in	5	0.86%
Total	579	100.00%

Rogue Community College Board Member, Zone 2 (Vote for 1)
977 ballots (0 over voted, 393 blank voted), 1894 registered voters, turnout 51.58%

Dean Wendle	349	59.76%
V Kirkpatrick-Pilger	232	39.73%
Write-in	3	0.51%
Total	584	100.00%

Three Rivers School District Director, Zone 1 (Vote for 1)
977 ballots (0 over voted, 491 blank voted), 1894 registered voters, turnout 51.58%

Kate Dwyer	478	98.35%
Write-in	8	1.65%
Total	486	100.00%

Three Rivers School District Director, Zone 3 (Vote for 1)
977 ballots (0 over voted, 407 blank voted), 1894 registered voters, turnout 51.58%

Amber Guient	199	34.91%
Rich Halsted	366	64.21%
Write-in	5	0.88%
Total	570	100.00%

Three Rivers School District Director, Zone 5 (Vote for 1)
977 ballots (0 over voted, 380 blank voted), 1894 registered voters, turnout 51.58%

Jennifer Johnstun	438	73.37%
Ward Ockenden	156	26.13%
Write-in	3	0.50%
Total	597	100.00%

Question 17-77 Renewal of Local Option Tax Levy for Animal Shelter, Control (Vote for 1)
977 ballots (0 over voted, 8 blank voted), 1894 registered voters, turnout 51.58%

Yes	676	69.76%
No	293	30.24%
Total	969	100.00%

Question 17-80 Adult Jail and Juvenile Detention Five Year Local Option Tax (Vote for 1)
977 ballots (0 over voted, 8 blank voted), 1894 registered voters, turnout 51.58%

Yes	490	50.57%
No	479	49.43%
Total	969	100.00%

Question 17-81 Advisory Question on Regulating Commercial Recreational Marijuana Production (Vote for 1)
977 ballots (0 over voted, 67 blank voted), 1894 registered voters, turnout 51.58%

Yes	622	68.35%
No	288	31.65%

Statement of Votes Cast by Geography
Josephine County, May 16, 2017 Special Election
All Precincts, All Districts, All Contests
Official Results

Page: 25 of 71
2017-06-02
15:04:39

Total Ballots Cast: 28267, Registered Voters: 60640, Overall Turnout: 46.61%

Choice	Votes	Vote %
Total	910	100.00%

Precinct 20

Southern Oregon Education Service District Director, Zone 2 (Vote for 1)
129 ballots (0 over voted, 46 blank voted), 285 registered voters, turnout 45.26%

Toni Webb	59	71.08%
Jim Harrington	24	28.92%
Write-in	0	0.00%
Total	83	100.00%

Three Rivers School District Director, Zone 1 (Vote for 1)
129 ballots (0 over voted, 61 blank voted), 285 registered voters, turnout 45.26%

Kate Dwyer	65	95.59%
Write-in	3	4.41%
Total	68	100.00%

Three Rivers School District Director, Zone 3 (Vote for 1)
129 ballots (0 over voted, 48 blank voted), 285 registered voters, turnout 45.26%

Amber Guient	26	32.10%
Rich Halsted	54	66.67%
Write-in	1	1.23%
Total	81	100.00%

Three Rivers School District Director, Zone 5 (Vote for 1)
129 ballots (0 over voted, 48 blank voted), 285 registered voters, turnout 45.26%

Jennifer Johnston	52	64.20%
Ward Ockenden	29	35.80%
Write-in	0	0.00%
Total	81	100.00%

Wolf Creek Rural Fire Protection District Director, Position 1 (Vote for 1)
66 ballots (0 over voted, 16 blank voted), 148 registered voters, turnout 44.59%

Robyn Gerell	17	34.00%
Write-in	33	66.00%
Total	50	100.00%

Wolf Creek Rural Fire Protection District Director, Position 3 (Vote for 1)
66 ballots (0 over voted, 17 blank voted), 148 registered voters, turnout 44.59%

Douglas Reyes	46	93.88%
Write-in	3	6.12%
Total	49	100.00%

Wolf Creek Rural Fire Protection District Director, Position 4 (Vote for 1)
66 ballots (0 over voted, 20 blank voted), 148 registered voters, turnout 44.59%

Peter Kleine	42	91.30%
Write-in	4	8.70%
Total	46	100.00%

Josephine Community Library District Board Member, Position 1 (Vote for 1)
129 ballots (0 over voted, 62 blank voted), 285 registered voters, turnout 45.26%

Beecher C Ellison	64	95.52%
Write-in	3	4.48%
Total	67	100.00%

Josephine Community Library District Board Member, Position 2 (Vote for 1)
129 ballots (0 over voted, 63 blank voted), 285 registered voters, turnout 45.26%

Laurel Samson	64	96.97%
Write-in	2	3.03%

Statement of Votes Cast by Geography
Josephine County, May 16, 2017 Special Election
All Precincts, All Districts, All Contests
Official Results

Page: 26 of 71
2017-06-02
15:04:39

Total Ballots Cast: 28267, Registered Voters: 60640, Overall Turnout: 46.61%

Choice	Votes	Vote %
Total	66	100.00%

Josephine Community Library District Board Member, Position 3 (Vote for 1)
129 ballots (0 over voted, 63 blank voted), 285 registered voters, turnout 45.26%

Jennifer Roberts	64	96.97%
Write-in	2	3.03%
Total	66	100.00%

Josephine Community Library District Board Member, Position 4 (Vote for 1)
129 ballots (0 over voted, 62 blank voted), 285 registered voters, turnout 45.26%

Judy Williams	65	97.01%
Write-in	2	2.99%
Total	67	100.00%

Josephine Community Library District Board Member, Position 5 (Vote for 1)
129 ballots (0 over voted, 61 blank voted), 285 registered voters, turnout 45.26%

John Harelson	66	97.06%
Write-in	2	2.94%
Total	68	100.00%

Question 17-77 Renewal of Local Option Tax Levy for Animal Shelter, Control (Vote for 1)
129 ballots (0 over voted, 3 blank voted), 285 registered voters, turnout 45.26%

Yes	77	61.11%
No	49	38.89%
Total	126	100.00%

Question 17-80 Adult Jail and Juvenile Detention Five Year Local Option Tax (Vote for 1)
129 ballots (0 over voted, 0 blank voted), 285 registered voters, turnout 45.26%

Yes	46	35.66%
No	83	64.34%
Total	129	100.00%

Question 17-81 Advisory Question on Regulating Commercial Recreational Marijuana Production (Vote for 1)
129 ballots (0 over voted, 5 blank voted), 285 registered voters, turnout 45.26%

Yes	62	50.00%
No	62	50.00%
Total	124	100.00%

Question 17-82 Renewal of four-year local option tax for continued operations (WCRFPD) (Vote for 1)
66 ballots (0 over voted, 0 blank voted), 148 registered voters, turnout 44.59%

Yes	34	51.52%
No	32	48.48%
Total	66	100.00%

Question 17-79 Form Library District with permanent rate to fund library services (Vote for 1)
129 ballots (0 over voted, 4 blank voted), 285 registered voters, turnout 45.26%

Yes	45	36.00%
No	80	64.00%
Total	125	100.00%

Precinct 21

Southern Oregon Education Service District Director, Zone 1 (Vote for 1)
1575 ballots (0 over voted, 763 blank voted), 3249 registered voters, turnout 48.48%

DonnaJean Wendle	791	97.41%
Write-in	21	2.59%
Total	812	100.00%

Statement of Votes Cast by Geography
Josephine County, May 16, 2017 Special Election
All Precincts, All Districts, All Contests
Official Results

Page: 27 of 71
2017-06-02
15:04:39

Total Ballots Cast: 28267, Registered Voters: 60640, Overall Turnout: 46.61%

Choice	Votes	Vote %
Rogue Community College Board Member, Zone 2 (Vote for 1)		
1575 ballots (1 over voted, 621 blank voted), 3249 registered voters, turnout 48.48%		
Dean Wendle	550	57.71%
V Kirkpatrick-Pilger	394	41.34%
Write-in	9	0.94%
Total	953	100.00%
Three Rivers School District Director, Zone 1 (Vote for 1)		
1489 ballots (0 over voted, 734 blank voted), 3096 registered voters, turnout 48.09%		
Kate Dwyer	749	99.21%
Write-in	6	0.79%
Total	755	100.00%
Three Rivers School District Director, Zone 3 (Vote for 1)		
1489 ballots (0 over voted, 600 blank voted), 3096 registered voters, turnout 48.09%		
Amber Guient	318	35.77%
Rich Halsted	564	63.44%
Write-in	7	0.79%
Total	889	100.00%
Three Rivers School District Director, Zone 5 (Vote for 1)		
1489 ballots (0 over voted, 580 blank voted), 3096 registered voters, turnout 48.09%		
Jennifer Johnstun	630	69.31%
Ward Ockenden	274	30.14%
Write-in	5	0.55%
Total	909	100.00%
Grants Pass School District 7 Director, Position 3 (Vote for 1)		
86 ballots (0 over voted, 27 blank voted), 153 registered voters, turnout 56.21%		
Doug Walker	19	32.20%
Gary Richardson	40	67.80%
Write-in	0	0.00%
Total	59	100.00%
Grants Pass School District 7 Director, Position 4 (Vote for 1)		
86 ballots (0 over voted, 39 blank voted), 153 registered voters, turnout 56.21%		
Debbie Brownell	46	97.87%
Write-in	1	2.13%
Total	47	100.00%
Grants Pass School District 7 Director, Position 5 (Vote for 1)		
86 ballots (0 over voted, 38 blank voted), 153 registered voters, turnout 56.21%		
B Satterthwaite	46	95.83%
Write-in	2	4.17%
Total	48	100.00%
Grants Pass School District 7 Director, Position 7 (Vote for 1)		
86 ballots (0 over voted, 39 blank voted), 153 registered voters, turnout 56.21%		
Kathy Luther	45	95.74%
Write-in	2	4.26%
Total	47	100.00%
Applegate Fire Dist, Director, Pos 3 (Vote for 1)		
76 ballots (0 over voted, 38 blank voted), 168 registered voters, turnout 45.24%		
Lori Cooper	37	97.37%
Write-in	1	2.63%
Total	38	100.00%

Statement of Votes Cast by Geography
Josephine County, May 16, 2017 Special Election
All Precincts, All Districts, All Contests
Official Results

Page: 28 of 71
2017-06-02
15:04:39

Total Ballots Cast: 28267, Registered Voters: 60640, Overall Turnout: 46.61%

Choice	Votes	Vote %
--------	-------	--------

Applegate Fire Dist, Director, Pos 4 (Vote for 1)

76 ballots (0 over voted, 38 blank voted), 168 registered voters, turnout 45.24%

Michael Parker	37	97.37%
Write-in	1	2.63%
Total	38	100.00%

Applegate Fire Dist, Director, Pos 5 (Vote for 1)

76 ballots (0 over voted, 41 blank voted), 168 registered voters, turnout 45.24%

Timothy J Vanleeuwen	34	97.14%
Write-in	1	2.86%
Total	35	100.00%

Question 17-77 Renewal of Local Option Tax Levy for Animal Shelter, Control (Vote for 1)

1575 ballots (0 over voted, 13 blank voted), 3249 registered voters, turnout 48.48%

Yes	1048	67.09%
No	514	32.91%
Total	1562	100.00%

Question 17-80 Adult Jail and Juvenile Detention Five Year Local Option Tax (Vote for 1)

1575 ballots (0 over voted, 11 blank voted), 3249 registered voters, turnout 48.48%

Yes	759	48.53%
No	805	51.47%
Total	1564	100.00%

Question 17-81 Advisory Question on Regulating Commercial Recreational Marijuana Production (Vote for 1)

1575 ballots (1 over voted, 76 blank voted), 3249 registered voters, turnout 48.48%

Yes	967	64.55%
No	531	35.45%
Total	1498	100.00%

Precinct 22

Southern Oregon Education Service District Director, Zone 2 (Vote for 1)

595 ballots (0 over voted, 174 blank voted), 1143 registered voters, turnout 52.06%

Toni Webb	260	61.76%
Jim Harrington	153	36.34%
Write-in	8	1.90%
Total	421	100.00%

Rogue Community College Board Member, Zone 2 (Vote for 1)

595 ballots (0 over voted, 178 blank voted), 1143 registered voters, turnout 52.06%

Dean Wendle	242	58.03%
V Kirkpatrick-Pilger	169	40.53%
Write-in	6	1.44%
Total	417	100.00%

Three Rivers School District Director, Zone 1 (Vote for 1)

594 ballots (0 over voted, 235 blank voted), 1135 registered voters, turnout 52.33%

Kate Dwyer	345	96.10%
Write-in	14	3.90%
Total	359	100.00%

Three Rivers School District Director, Zone 3 (Vote for 1)

594 ballots (0 over voted, 180 blank voted), 1135 registered voters, turnout 52.33%

Amber Guient	122	29.47%
Rich Halsted	286	69.08%
Write-in	6	1.45%
Total	414	100.00%

Statement of Votes Cast by Geography
Josephine County, May 16, 2017 Special Election
All Precincts, All Districts, All Contests
Official Results

Page: 29 of 71
2017-06-02
15:04:39

Total Ballots Cast: 28267, Registered Voters: 60640, Overall Turnout: 46.61%

Choice	Votes	Vote %
Three Rivers School District Director, Zone 5 (Vote for 1)		
594 ballots (0 over voted, 170 blank voted), 1135 registered voters, turnout 52.33%		
Jennifer Johnstun	276	65.09%
Ward Ockenden	142	33.49%
Write-in	6	1.42%
Total	424	100.00%

Grants Pass School District 7 Director, Position 3 (Vote for 1)		
1 ballots (0 over voted, 1 blank voted), 8 registered voters, turnout 12.50%		
Doug Walker	0	0.00%
Gary Richardson	0	0.00%
Write-in	0	0.00%
Total	0	0.00%

Grants Pass School District 7 Director, Position 4 (Vote for 1)		
1 ballots (0 over voted, 1 blank voted), 8 registered voters, turnout 12.50%		
Debbie Brownell	0	0.00%
Write-in	0	0.00%
Total	0	0.00%

Grants Pass School District 7 Director, Position 5 (Vote for 1)		
1 ballots (0 over voted, 1 blank voted), 8 registered voters, turnout 12.50%		
B Satterthwaite	0	0.00%
Write-in	0	0.00%
Total	0	0.00%

Grants Pass School District 7 Director, Position 7 (Vote for 1)		
1 ballots (0 over voted, 1 blank voted), 8 registered voters, turnout 12.50%		
Kathy Luther	0	0.00%
Write-in	0	0.00%
Total	0	0.00%

Question 17-77 Renewal of Local Option Tax Levy for Animal Shelter, Control (Vote for 1)		
595 ballots (1 over voted, 1 blank voted), 1143 registered voters, turnout 52.06%		
Yes	401	67.62%
No	192	32.38%
Total	593	100.00%

Question 17-80 Adult Jail and Juvenile Detention Five Year Local Option Tax (Vote for 1)		
595 ballots (0 over voted, 4 blank voted), 1143 registered voters, turnout 52.06%		
Yes	318	53.81%
No	273	46.19%
Total	591	100.00%

Question 17-81 Advisory Question on Regulating Commercial Recreational Marijuana Production (Vote for 1)		
595 ballots (0 over voted, 34 blank voted), 1143 registered voters, turnout 52.06%		
Yes	391	69.70%
No	170	30.30%
Total	561	100.00%

Precinct 23

Southern Oregon Education Service District Director, Zone 1 (Vote for 1)		
236 ballots (0 over voted, 130 blank voted), 443 registered voters, turnout 53.27%		
DonnaJean Wendle	106	100.00%
Write-in	0	0.00%
Total	106	100.00%

Statement of Votes Cast by Geography
Josephine County, May 16, 2017 Special Election
All Precincts, All Districts, All Contests
Official Results

Page: 30 of 71
2017-06-02
15:04:39

Total Ballots Cast: 28267, Registered Voters: 60640, Overall Turnout: 46.61%

Choice	Votes	Vote %
Three Rivers School District Director, Zone 1 (Vote for 1)		
236 ballots (0 over voted, 119 blank voted), 443 registered voters, turnout 53.27%		
Kate Dwyer	113	96.58%
Write-in	4	3.42%
Total	117	100.00%

Three Rivers School District Director, Zone 3 (Vote for 1)		
236 ballots (0 over voted, 105 blank voted), 443 registered voters, turnout 53.27%		
Amber Guient	33	25.19%
Rich Halsted	98	74.81%
Write-in	0	0.00%
Total	131	100.00%

Three Rivers School District Director, Zone 5 (Vote for 1)		
236 ballots (0 over voted, 93 blank voted), 443 registered voters, turnout 53.27%		
Jennifer Johnstun	99	69.23%
Ward Ockenden	44	30.77%
Write-in	0	0.00%
Total	143	100.00%

Question 17-77 Renewal of Local Option Tax Levy for Animal Shelter, Control (Vote for 1)		
236 ballots (0 over voted, 1 blank voted), 443 registered voters, turnout 53.27%		
Yes	173	73.62%
No	62	26.38%
Total	235	100.00%

Question 17-80 Adult Jail and Juvenile Detention Five Year Local Option Tax (Vote for 1)		
236 ballots (0 over voted, 3 blank voted), 443 registered voters, turnout 53.27%		
Yes	114	48.93%
No	119	51.07%
Total	233	100.00%

Question 17-81 Advisory Question on Regulating Commercial Recreational Marijuana Production (Vote for 1)		
236 ballots (0 over voted, 10 blank voted), 443 registered voters, turnout 53.27%		
Yes	175	77.43%
No	51	22.57%
Total	226	100.00%

Precinct 24

Southern Oregon Education Service District Director, Zone 1 (Vote for 1)		
216 ballots (0 over voted, 90 blank voted), 446 registered voters, turnout 48.43%		
DonnaJean Wendle	126	100.00%
Write-in	0	0.00%
Total	126	100.00%

Rogue Community College Board Member, Zone 2 (Vote for 1)		
216 ballots (0 over voted, 66 blank voted), 446 registered voters, turnout 48.43%		
Dean Wendle	100	66.67%
V Kirkpatrick-Pilger	50	33.33%
Write-in	0	0.00%
Total	150	100.00%

Three Rivers School District Director, Zone 1 (Vote for 1)		
34 ballots (0 over voted, 6 blank voted), 46 registered voters, turnout 73.91%		
Kate Dwyer	28	100.00%
Write-in	0	0.00%
Total	28	100.00%

Statement of Votes Cast by Geography
Josephine County, May 16, 2017 Special Election
All Precincts, All Districts, All Contests
Official Results

Page: 31 of 71
2017-06-02
15:04:39

Total Ballots Cast: 28267, Registered Voters: 60640, Overall Turnout: 46.61%

Choice	Votes	Vote %
Three Rivers School District Director, Zone 3 (Vote for 1)		
34 ballots (0 over voted, 8 blank voted), 46 registered voters, turnout 73.91%		
Amber Guient	6	23.08%
Rich Halsted	20	76.92%
Write-in	0	0.00%
Total	26	100.00%
Three Rivers School District Director, Zone 5 (Vote for 1)		
34 ballots (0 over voted, 7 blank voted), 46 registered voters, turnout 73.91%		
Jennifer Johnstun	22	81.48%
Ward Ockenden	5	18.52%
Write-in	0	0.00%
Total	27	100.00%
Grants Pass School District 7 Director, Position 3 (Vote for 1)		
182 ballots (0 over voted, 61 blank voted), 400 registered voters, turnout 45.50%		
Doug Walker	70	57.85%
Gary Richardson	51	42.15%
Write-in	0	0.00%
Total	121	100.00%
Grants Pass School District 7 Director, Position 4 (Vote for 1)		
182 ballots (0 over voted, 82 blank voted), 400 registered voters, turnout 45.50%		
Debbie Brownell	100	100.00%
Write-in	0	0.00%
Total	100	100.00%
Grants Pass School District 7 Director, Position 5 (Vote for 1)		
182 ballots (0 over voted, 88 blank voted), 400 registered voters, turnout 45.50%		
B Satterthwaite	94	100.00%
Write-in	0	0.00%
Total	94	100.00%
Grants Pass School District 7 Director, Position 7 (Vote for 1)		
182 ballots (0 over voted, 91 blank voted), 400 registered voters, turnout 45.50%		
Kathy Luther	91	100.00%
Write-in	0	0.00%
Total	91	100.00%
Question 17-77 Renewal of Local Option Tax Levy for Animal Shelter, Control (Vote for 1)		
216 ballots (0 over voted, 5 blank voted), 446 registered voters, turnout 48.43%		
Yes	159	75.36%
No	52	24.64%
Total	211	100.00%
Question 17-80 Adult Jail and Juvenile Detention Five Year Local Option Tax (Vote for 1)		
216 ballots (0 over voted, 0 blank voted), 446 registered voters, turnout 48.43%		
Yes	137	63.43%
No	79	36.57%
Total	216	100.00%
Question 17-81 Advisory Question on Regulating Commercial Recreational Marijuana Production (Vote for 1)		
216 ballots (0 over voted, 14 blank voted), 446 registered voters, turnout 48.43%		
Yes	143	70.79%
No	59	29.21%
Total	202	100.00%

Statement of Votes Cast by Geography
Josephine County, May 16, 2017 Special Election
All Precincts, All Districts, All Contests
Official Results

Page: 32 of 71
2017-06-02
15:04:39

Total Ballots Cast: 28267, Registered Voters: 60640, Overall Turnout: 46.61%

Choice	Votes	Vote %
Southern Oregon Education Service District Director, Zone 1 (Vote for 1)		
579 ballots (0 over voted, 261 blank voted), 1138 registered voters, turnout 50.88%		
DonnaJean Wendle	306	96.23%
Write-in	12	3.77%
Total	318	100.00%
Three Rivers School District Director, Zone 1 (Vote for 1)		
439 ballots (0 over voted, 187 blank voted), 864 registered voters, turnout 50.81%		
Kate Dwyer	248	98.41%
Write-in	4	1.59%
Total	252	100.00%
Three Rivers School District Director, Zone 3 (Vote for 1)		
439 ballots (0 over voted, 164 blank voted), 864 registered voters, turnout 50.81%		
Amber Guient	112	40.73%
Rich Halsted	160	58.18%
Write-in	3	1.09%
Total	275	100.00%
Three Rivers School District Director, Zone 5 (Vote for 1)		
439 ballots (0 over voted, 153 blank voted), 864 registered voters, turnout 50.81%		
Jennifer Johnstun	184	64.34%
Ward Ockenden	99	34.62%
Write-in	3	1.05%
Total	286	100.00%
Grants Pass School District 7 Director, Position 3 (Vote for 1)		
140 ballots (0 over voted, 56 blank voted), 274 registered voters, turnout 51.09%		
Doug Walker	48	57.14%
Gary Richardson	35	41.67%
Write-in	1	1.19%
Total	84	100.00%
Grants Pass School District 7 Director, Position 4 (Vote for 1)		
140 ballots (0 over voted, 77 blank voted), 274 registered voters, turnout 51.09%		
Debbie Brownell	61	96.83%
Write-in	2	3.17%
Total	63	100.00%
Grants Pass School District 7 Director, Position 5 (Vote for 1)		
140 ballots (0 over voted, 72 blank voted), 274 registered voters, turnout 51.09%		
B Satterthwaite	67	98.53%
Write-in	1	1.47%
Total	68	100.00%
Grants Pass School District 7 Director, Position 7 (Vote for 1)		
140 ballots (0 over voted, 72 blank voted), 274 registered voters, turnout 51.09%		
Kathy Luther	66	97.06%
Write-in	2	2.94%
Total	68	100.00%
Question 17-77 Renewal of Local Option Tax Levy for Animal Shelter, Control (Vote for 1)		
579 ballots (0 over voted, 3 blank voted), 1138 registered voters, turnout 50.88%		
Yes	391	67.88%
No	185	32.12%
Total	576	100.00%

Statement of Votes Cast by Geography
Josephine County, May 16, 2017 Special Election
All Precincts, All Districts, All Contests
Official Results

Page: 33 of 71
2017-06-02
15:04:39

Total Ballots Cast: 28267, Registered Voters: 60640, Overall Turnout: 46.61%

Choice	Votes	Vote %
Question 17-80 Adult Jail and Juvenile Detention Five Year Local Option Tax (Vote for 1)		
579 ballots (0 over voted, 4 blank voted), 1138 registered voters, turnout 50.88%		
Yes	334	58.09%
No	241	41.91%
Total	575	100.00%

Question 17-81 Advisory Question on Regulating Commercial Recreational Marijuana Production (Vote for 1)		
579 ballots (1 over voted, 22 blank voted), 1138 registered voters, turnout 50.88%		
Yes	374	67.27%
No	182	32.73%
Total	556	100.00%

Precinct 26

Southern Oregon Education Service District Director, Zone 1 (Vote for 1)		
468 ballots (0 over voted, 211 blank voted), 930 registered voters, turnout 50.32%		
DonnaJean Wendle	251	97.67%
Write-in	6	2.33%
Total	257	100.00%

Southern Oregon Education Service District Director, Zone 2 (Vote for 1)		
30 ballots (0 over voted, 11 blank voted), 62 registered voters, turnout 48.39%		
Toni Webb	12	63.16%
Jim Harrington	7	36.84%
Write-in	0	0.00%
Total	19	100.00%

Rogue Community College Board Member, Zone 2 (Vote for 1)		
498 ballots (0 over voted, 197 blank voted), 992 registered voters, turnout 50.20%		
Dean Wendle	163	54.15%
V Kirkpatrick-Pilger	135	44.85%
Write-in	3	1.00%
Total	301	100.00%

Three Rivers School District Director, Zone 1 (Vote for 1)		
498 ballots (0 over voted, 236 blank voted), 992 registered voters, turnout 50.20%		
Kate Dwyer	259	98.85%
Write-in	3	1.15%
Total	262	100.00%

Three Rivers School District Director, Zone 3 (Vote for 1)		
498 ballots (0 over voted, 199 blank voted), 992 registered voters, turnout 50.20%		
Amber Guient	109	36.45%
Rich Halsted	190	63.55%
Write-in	0	0.00%
Total	299	100.00%

Three Rivers School District Director, Zone 5 (Vote for 1)		
498 ballots (0 over voted, 185 blank voted), 992 registered voters, turnout 50.20%		
Jennifer Johnstun	206	65.81%
Ward Ockenden	107	34.19%
Write-in	0	0.00%
Total	313	100.00%

Applegate Fire Dist, Director, Pos 3 (Vote for 1)		
64 ballots (0 over voted, 30 blank voted), 145 registered voters, turnout 44.14%		
Lori Cooper	34	100.00%
Write-in	0	0.00%

Statement of Votes Cast by Geography
Josephine County, May 16, 2017 Special Election
All Precincts, All Districts, All Contests
Official Results

Page: 34 of 71
2017-06-02
15:04:39

Total Ballots Cast: 28267, Registered Voters: 60640, Overall Turnout: 46.61%

Choice	Votes	Vote %
Total	34	100.00%

Applegate Fire Dist, Director, Pos 4 (Vote for 1)

64 ballots (0 over voted, 30 blank voted), 145 registered voters, turnout 44.14%

Michael Parker	34	100.00%
Write-in	0	0.00%
Total	34	100.00%

Applegate Fire Dist, Director, Pos 5 (Vote for 1)

64 ballots (0 over voted, 31 blank voted), 145 registered voters, turnout 44.14%

Timothy J Vanleeuwen	33	100.00%
Write-in	0	0.00%
Total	33	100.00%

Williams Rural Fire Protection District Director, Position 3 (Vote for 1)

56 ballots (0 over voted, 21 blank voted), 116 registered voters, turnout 48.28%

Todd E Rumery	34	97.14%
Write-in	1	2.86%
Total	35	100.00%

Williams Rural Fire Protection District Director, Position 4 (Vote for 1)

56 ballots (0 over voted, 19 blank voted), 116 registered voters, turnout 48.28%

Bill Ertel	37	100.00%
Write-in	0	0.00%
Total	37	100.00%

Williams Rural Fire Protection District Director, Position 5 (Vote for 1)

56 ballots (0 over voted, 18 blank voted), 116 registered voters, turnout 48.28%

Wesley Nevotti	37	97.37%
Write-in	1	2.63%
Total	38	100.00%

Question 17-77 Renewal of Local Option Tax Levy for Animal Shelter, Control (Vote for 1)

498 ballots (0 over voted, 8 blank voted), 992 registered voters, turnout 50.20%

Yes	320	65.31%
No	170	34.69%
Total	490	100.00%

Question 17-80 Adult Jail and Juvenile Detention Five Year Local Option Tax (Vote for 1)

498 ballots (0 over voted, 5 blank voted), 992 registered voters, turnout 50.20%

Yes	217	44.02%
No	276	55.98%
Total	493	100.00%

Question 17-81 Advisory Question on Regulating Commercial Recreational Marijuana Production (Vote for 1)

498 ballots (0 over voted, 32 blank voted), 992 registered voters, turnout 50.20%

Yes	337	72.32%
No	129	27.68%
Total	466	100.00%

Precinct 27

Southern Oregon Education Service District Director, Zone 2 (Vote for 1)

264 ballots (0 over voted, 85 blank voted), 634 registered voters, turnout 41.64%

Toni Webb	126	70.39%
Jim Harrington	52	29.05%
Write-in	1	0.56%
Total	179	100.00%

Statement of Votes Cast by Geography
Josephine County, May 16, 2017 Special Election
All Precincts, All Districts, All Contests
Official Results

Page: 35 of 71
2017-06-02
15:04:39

Total Ballots Cast: 28267, Registered Voters: 60640, Overall Turnout: 46.61%

Choice	Votes	Vote %
Three Rivers School District Director, Zone 1 (Vote for 1)		
264 ballots (0 over voted, 128 blank voted), 634 registered voters, turnout 41.64%		
Kate Dwyer	134	98.53%
Write-in	2	1.47%
Total	136	100.00%
Three Rivers School District Director, Zone 3 (Vote for 1)		
264 ballots (0 over voted, 109 blank voted), 634 registered voters, turnout 41.64%		
Amber Guient	76	49.03%
Rich Halsted	78	50.32%
Write-in	1	0.65%
Total	155	100.00%
Three Rivers School District Director, Zone 5 (Vote for 1)		
264 ballots (0 over voted, 105 blank voted), 634 registered voters, turnout 41.64%		
Jennifer Johnstun	114	71.70%
Ward Ockenden	43	27.04%
Write-in	2	1.26%
Total	159	100.00%
Wolf Creek Rural Fire Protection District Director, Position 1 (Vote for 1)		
114 ballots (0 over voted, 25 blank voted), 286 registered voters, turnout 39.86%		
Robyn Gerell	46	51.69%
Write-in	43	48.31%
Total	89	100.00%
Wolf Creek Rural Fire Protection District Director, Position 3 (Vote for 1)		
114 ballots (0 over voted, 32 blank voted), 286 registered voters, turnout 39.86%		
Douglas Reyes	71	86.59%
Write-in	11	13.41%
Total	82	100.00%
Wolf Creek Rural Fire Protection District Director, Position 4 (Vote for 1)		
114 ballots (0 over voted, 31 blank voted), 286 registered voters, turnout 39.86%		
Peter Kleine	73	87.95%
Write-in	10	12.05%
Total	83	100.00%
Josephine Community Library District Board Member, Position 1 (Vote for 1)		
264 ballots (0 over voted, 120 blank voted), 634 registered voters, turnout 41.64%		
Beecher C Ellison	138	95.83%
Write-in	6	4.17%
Total	144	100.00%
Josephine Community Library District Board Member, Position 2 (Vote for 1)		
264 ballots (0 over voted, 124 blank voted), 634 registered voters, turnout 41.64%		
Laurel Samson	133	95.00%
Write-in	7	5.00%
Total	140	100.00%
Josephine Community Library District Board Member, Position 3 (Vote for 1)		
264 ballots (0 over voted, 124 blank voted), 634 registered voters, turnout 41.64%		
Jennifer Roberts	133	95.00%
Write-in	7	5.00%
Total	140	100.00%

Statement of Votes Cast by Geography
Josephine County, May 16, 2017 Special Election
All Precincts, All Districts, All Contests
Official Results

Page: 36 of 71
2017-06-02
15:04:39

Total Ballots Cast: 28267, Registered Voters: 60640, Overall Turnout: 46.61%

Choice	Votes	Vote %
Josephine Community Library District Board Member, Position 4 (Vote for 1)		
264 ballots (0 over voted, 120 blank voted), 634 registered voters, turnout 41.64%		
Judy Williams	138	95.83%
Write-in	6	4.17%
Total	144	100.00%

Josephine Community Library District Board Member, Position 5 (Vote for 1)		
264 ballots (0 over voted, 124 blank voted), 634 registered voters, turnout 41.64%		
John Harelson	133	95.00%
Write-in	7	5.00%
Total	140	100.00%

Question 17-77 Renewal of Local Option Tax Levy for Animal Shelter, Control (Vote for 1)		
264 ballots (0 over voted, 10 blank voted), 634 registered voters, turnout 41.64%		
Yes	164	64.57%
No	90	35.43%
Total	254	100.00%

Question 17-80 Adult Jail and Juvenile Detention Five Year Local Option Tax (Vote for 1)		
264 ballots (1 over voted, 3 blank voted), 634 registered voters, turnout 41.64%		
Yes	86	33.08%
No	174	66.92%
Total	260	100.00%

Question 17-81 Advisory Question on Regulating Commercial Recreational Marijuana Production (Vote for 1)		
264 ballots (0 over voted, 12 blank voted), 634 registered voters, turnout 41.64%		
Yes	105	41.67%
No	147	58.33%
Total	252	100.00%

Question 17-82 Renewal of four-year local option tax for continued operations (WCRFPD) (Vote for 1)		
114 ballots (0 over voted, 1 blank voted), 286 registered voters, turnout 39.86%		
Yes	65	57.52%
No	48	42.48%
Total	113	100.00%

Question 17-79 Form Library District with permanent rate to fund library services (Vote for 1)		
264 ballots (0 over voted, 6 blank voted), 634 registered voters, turnout 41.64%		
Yes	120	46.51%
No	138	53.49%
Total	258	100.00%

Precinct 28

Southern Oregon Education Service District Director, Zone 2 (Vote for 1)		
289 ballots (0 over voted, 103 blank voted), 726 registered voters, turnout 39.81%		
Toni Webb	111	59.68%
Jim Harrington	71	38.17%
Write-in	4	2.15%
Total	186	100.00%

Rogue Community College Board Member, Zone 2 (Vote for 1)		
289 ballots (0 over voted, 105 blank voted), 726 registered voters, turnout 39.81%		
Dean Wendle	89	48.37%
V Kirkpatrick-Pilger	93	50.54%
Write-in	2	1.09%
Total	184	100.00%

Statement of Votes Cast by Geography
Josephine County, May 16, 2017 Special Election
All Precincts, All Districts, All Contests
Official Results

Page: 37 of 71
2017-06-02
15:04:39

Total Ballots Cast: 28267, Registered Voters: 60640, Overall Turnout: 46.61%

Choice	Votes	Vote %
Three Rivers School District Director, Zone 1 (Vote for 1)		
289 ballots (0 over voted, 93 blank voted), 726 registered voters, turnout 39.81%		
Kate Dwyer	189	96.43%
Write-in	7	3.57%
Total	196	100.00%
Three Rivers School District Director, Zone 3 (Vote for 1)		
289 ballots (0 over voted, 103 blank voted), 726 registered voters, turnout 39.81%		
Amber Guient	91	48.92%
Rich Halsted	92	49.46%
Write-in	3	1.61%
Total	186	100.00%
Three Rivers School District Director, Zone 5 (Vote for 1)		
289 ballots (0 over voted, 99 blank voted), 726 registered voters, turnout 39.81%		
Jennifer Johnstun	136	71.58%
Ward Ockenden	51	26.84%
Write-in	3	1.58%
Total	190	100.00%
Illinois Valley Rural Fire Protection District Director, Position 1 (Vote for 1)		
286 ballots (0 over voted, 93 blank voted), 720 registered voters, turnout 39.72%		
Joe Feldhaus	173	89.64%
Write-in	20	10.36%
Total	193	100.00%
Illinois Valley Rural Fire Protection District Director, Position 2 (Vote for 1)		
286 ballots (0 over voted, 99 blank voted), 720 registered voters, turnout 39.72%		
Richard R Bouchard	182	97.33%
Write-in	5	2.67%
Total	187	100.00%
Illinois Valley Rural Fire Protection District Director, Position 3 (Vote for 1)		
286 ballots (0 over voted, 94 blank voted), 720 registered voters, turnout 39.72%		
Ron Humphres	188	97.92%
Write-in	4	2.08%
Total	192	100.00%
Kerby Water District Commissioner, Position 1 (Vote for 1)		
82 ballots (0 over voted, 25 blank voted), 207 registered voters, turnout 39.61%		
Geraldine G McLean	57	100.00%
Write-in	0	0.00%
Total	57	100.00%
Kerby Water District Commissioner, Position 2 (Vote for 1)		
82 ballots (0 over voted, 24 blank voted), 207 registered voters, turnout 39.61%		
Adrienne E Lilley	58	100.00%
Write-in	0	0.00%
Total	58	100.00%
Kerby Water District Commissioner, Position 3 (Vote for 1)		
82 ballots (0 over voted, 25 blank voted), 207 registered voters, turnout 39.61%		
Terry Plute	57	100.00%
Write-in	0	0.00%
Total	57	100.00%

Statement of Votes Cast by Geography
Josephine County, May 16, 2017 Special Election
All Precincts, All Districts, All Contests
Official Results

Page: 38 of 71
2017-06-02
15:04:39

Total Ballots Cast: 28267, Registered Voters: 60640, Overall Turnout: 46.61%

Choice	Votes	Vote %
--------	-------	--------

Kerby Water District Commissioner, Position 4 (Vote for 1)

82 ballots (0 over voted, 21 blank voted), 207 registered voters, turnout 39.61%

John Plute	61	100.00%
Write-in	0	0.00%
Total	61	100.00%

Josephine Community Library District Board Member, Position 1 (Vote for 1)

289 ballots (0 over voted, 125 blank voted), 726 registered voters, turnout 39.81%

Beecher C Ellison	162	98.78%
Write-in	2	1.22%
Total	164	100.00%

Josephine Community Library District Board Member, Position 2 (Vote for 1)

289 ballots (0 over voted, 119 blank voted), 726 registered voters, turnout 39.81%

Laurel Samson	167	98.24%
Write-in	3	1.76%
Total	170	100.00%

Josephine Community Library District Board Member, Position 3 (Vote for 1)

289 ballots (0 over voted, 123 blank voted), 726 registered voters, turnout 39.81%

Jennifer Roberts	165	99.40%
Write-in	1	0.60%
Total	166	100.00%

Josephine Community Library District Board Member, Position 4 (Vote for 1)

289 ballots (0 over voted, 124 blank voted), 726 registered voters, turnout 39.81%

Judy Williams	164	99.39%
Write-in	1	0.61%
Total	165	100.00%

Josephine Community Library District Board Member, Position 5 (Vote for 1)

289 ballots (0 over voted, 120 blank voted), 726 registered voters, turnout 39.81%

John Harelson	168	99.41%
Write-in	1	0.59%
Total	169	100.00%

Question 17-77 Renewal of Local Option Tax Levy for Animal Shelter, Control (Vote for 1)

289 ballots (0 over voted, 8 blank voted), 726 registered voters, turnout 39.81%

Yes	180	64.06%
No	101	35.94%
Total	281	100.00%

Question 17-80 Adult Jail and Juvenile Detention Five Year Local Option Tax (Vote for 1)

289 ballots (0 over voted, 7 blank voted), 726 registered voters, turnout 39.81%

Yes	137	48.58%
No	145	51.42%
Total	282	100.00%

Question 17-81 Advisory Question on Regulating Commercial Recreational Marijuana Production (Vote for 1)

289 ballots (0 over voted, 10 blank voted), 726 registered voters, turnout 39.81%

Yes	138	49.46%
No	141	50.54%
Total	279	100.00%

Question 17-78 Five year Levy to hire Firefighter/EMTs to serve Valley Residents (IVRFPD) (Vote for 1)

286 ballots (0 over voted, 6 blank voted), 720 registered voters, turnout 39.72%

Yes	168	60.00%
No	112	40.00%

Statement of Votes Cast by Geography
Josephine County, May 16, 2017 Special Election
All Precincts, All Districts, All Contests
Official Results

Page: 39 of 71
2017-06-02
15:04:39

Total Ballots Cast: 28267, Registered Voters: 60640, Overall Turnout: 46.61%

Choice	Votes	Vote %
Total	280	100.00%

Question 17-79 Form Library District with permanent rate to fund library services (Vote for 1)

289 ballots (0 over voted, 6 blank voted), 726 registered voters, turnout 39.81%

Yes	138	48.76%
No	145	51.24%
Total	283	100.00%

Precinct 29

Southern Oregon Education Service District Director, Zone 1 (Vote for 1)

71 ballots (0 over voted, 21 blank voted), 129 registered voters, turnout 55.04%

DonnaJean Wendle	47	94.00%
Write-in	3	6.00%
Total	50	100.00%

Three Rivers School District Director, Zone 1 (Vote for 1)

71 ballots (0 over voted, 21 blank voted), 129 registered voters, turnout 55.04%

Kate Dwyer	47	94.00%
Write-in	3	6.00%
Total	50	100.00%

Three Rivers School District Director, Zone 3 (Vote for 1)

71 ballots (0 over voted, 20 blank voted), 129 registered voters, turnout 55.04%

Amber Guient	21	41.18%
Rich Halsted	29	56.86%
Write-in	1	1.96%
Total	51	100.00%

Three Rivers School District Director, Zone 5 (Vote for 1)

71 ballots (0 over voted, 19 blank voted), 129 registered voters, turnout 55.04%

Jennifer Johnstun	42	80.77%
Ward Ockenden	9	17.31%
Write-in	1	1.92%
Total	52	100.00%

Question 17-77 Renewal of Local Option Tax Levy for Animal Shelter, Control (Vote for 1)

71 ballots (0 over voted, 1 blank voted), 129 registered voters, turnout 55.04%

Yes	43	61.43%
No	27	38.57%
Total	70	100.00%

Question 17-80 Adult Jail and Juvenile Detention Five Year Local Option Tax (Vote for 1)

71 ballots (0 over voted, 2 blank voted), 129 registered voters, turnout 55.04%

Yes	28	40.58%
No	41	59.42%
Total	69	100.00%

Question 17-81 Advisory Question on Regulating Commercial Recreational Marijuana Production (Vote for 1)

71 ballots (0 over voted, 3 blank voted), 129 registered voters, turnout 55.04%

Yes	32	47.06%
No	36	52.94%
Total	68	100.00%

Precinct 30

Southern Oregon Education Service District Director, Zone 2 (Vote for 1)

565 ballots (0 over voted, 197 blank voted), 1183 registered voters, turnout 47.76%

Toni Webb	262	71.20%
Jim Harrington	99	26.90%

Statement of Votes Cast by Geography
Josephine County, May 16, 2017 Special Election
All Precincts, All Districts, All Contests
Official Results

Page: 40 of 71
2017-06-02
15:04:39

Total Ballots Cast: 28267, Registered Voters: 60640, Overall Turnout: 46.61%

Choice	Votes	Vote %
Write-in	7	1.90%
Total	368	100.00%

Rogue Community College Board Member, Zone 2 (Vote for 1)

565 ballots (0 over voted, 203 blank voted), 1183 registered voters, turnout 47.76%

Dean Wendle	190	52.49%
V Kirkpatrick-Pilger	164	45.30%
Write-in	8	2.21%
Total	362	100.00%

Three Rivers School District Director, Zone 1 (Vote for 1)

565 ballots (0 over voted, 181 blank voted), 1183 registered voters, turnout 47.76%

Kate Dwyer	374	97.40%
Write-in	10	2.60%
Total	384	100.00%

Three Rivers School District Director, Zone 3 (Vote for 1)

565 ballots (0 over voted, 207 blank voted), 1183 registered voters, turnout 47.76%

Amber Guient	169	47.21%
Rich Halsted	183	51.12%
Write-in	6	1.68%
Total	358	100.00%

Three Rivers School District Director, Zone 5 (Vote for 1)

565 ballots (0 over voted, 207 blank voted), 1183 registered voters, turnout 47.76%

Jennifer Johnstun	256	71.51%
Ward Ockenden	96	26.82%
Write-in	6	1.68%
Total	358	100.00%

Illinois Valley Rural Fire Protection District Director, Position 1 (Vote for 1)

565 ballots (0 over voted, 171 blank voted), 1183 registered voters, turnout 47.76%

Joe Feldhaus	344	87.31%
Write-in	50	12.69%
Total	394	100.00%

Illinois Valley Rural Fire Protection District Director, Position 2 (Vote for 1)

565 ballots (0 over voted, 186 blank voted), 1183 registered voters, turnout 47.76%

Richard R Bouchard	368	97.10%
Write-in	11	2.90%
Total	379	100.00%

Illinois Valley Rural Fire Protection District Director, Position 3 (Vote for 1)

565 ballots (0 over voted, 182 blank voted), 1183 registered voters, turnout 47.76%

Ron Humphres	368	96.08%
Write-in	15	3.92%
Total	383	100.00%

Josephine Community Library District Board Member, Position 1 (Vote for 1)

565 ballots (0 over voted, 225 blank voted), 1183 registered voters, turnout 47.76%

Beecher C Ellison	333	97.94%
Write-in	7	2.06%
Total	340	100.00%

Josephine Community Library District Board Member, Position 2 (Vote for 1)

565 ballots (0 over voted, 220 blank voted), 1183 registered voters, turnout 47.76%

Laurel Samson	337	97.68%
Write-in	8	2.32%

Statement of Votes Cast by Geography
Josephine County, May 16, 2017 Special Election
All Precincts, All Districts, All Contests
Official Results

Page: 41 of 71
2017-06-02
15:04:39

Total Ballots Cast: 28267, Registered Voters: 60640, Overall Turnout: 46.61%

Choice	Votes	Vote %
Total	345	100.00%

Josephine Community Library District Board Member, Position 3 (Vote for 1)
565 ballots (0 over voted, 224 blank voted), 1183 registered voters, turnout 47.76%

Jennifer Roberts	333	97.65%
Write-in	8	2.35%
Total	341	100.00%

Josephine Community Library District Board Member, Position 4 (Vote for 1)
565 ballots (0 over voted, 225 blank voted), 1183 registered voters, turnout 47.76%

Judy Williams	332	97.65%
Write-in	8	2.35%
Total	340	100.00%

Josephine Community Library District Board Member, Position 5 (Vote for 1)
565 ballots (0 over voted, 225 blank voted), 1183 registered voters, turnout 47.76%

John Harelson	331	97.35%
Write-in	9	2.65%
Total	340	100.00%

Question 17-77 Renewal of Local Option Tax Levy for Animal Shelter, Control (Vote for 1)
565 ballots (0 over voted, 26 blank voted), 1183 registered voters, turnout 47.76%

Yes	377	69.94%
No	162	30.06%
Total	539	100.00%

Question 17-80 Adult Jail and Juvenile Detention Five Year Local Option Tax (Vote for 1)
565 ballots (1 over voted, 14 blank voted), 1183 registered voters, turnout 47.76%

Yes	324	58.91%
No	226	41.09%
Total	550	100.00%

Question 17-81 Advisory Question on Regulating Commercial Recreational Marijuana Production (Vote for 1)
565 ballots (0 over voted, 28 blank voted), 1183 registered voters, turnout 47.76%

Yes	292	54.38%
No	245	45.62%
Total	537	100.00%

Question 17-78 Five year Levy to hire Firefighter/EMTs to serve Valley Residents (IVRFPD) (Vote for 1)
565 ballots (0 over voted, 19 blank voted), 1183 registered voters, turnout 47.76%

Yes	368	67.40%
No	178	32.60%
Total	546	100.00%

Question 17-79 Form Library District with permanent rate to fund library services (Vote for 1)
565 ballots (0 over voted, 14 blank voted), 1183 registered voters, turnout 47.76%

Yes	278	50.45%
No	273	49.55%
Total	551	100.00%

Precinct 31

Southern Oregon Education Service District Director, Zone 2 (Vote for 1)
1696 ballots (1 over voted, 633 blank voted), 3557 registered voters, turnout 47.68%

Toni Webb	698	65.73%
Jim Harrington	355	33.43%
Write-in	9	0.85%
Total	1062	100.00%

Statement of Votes Cast by Geography
Josephine County, May 16, 2017 Special Election
All Precincts, All Districts, All Contests
Official Results

Page: 42 of 71
2017-06-02
15:04:39

Total Ballots Cast: 28267, Registered Voters: 60640, Overall Turnout: 46.61%

Choice	Votes	Vote %
Rogue Community College Board Member, Zone 2 (Vote for 1)		
1696 ballots (1 over voted, 655 blank voted), 3557 registered voters, turnout 47.68%		
Dean Wendle	556	53.46%
V Kirkpatrick-Pilger	477	45.87%
Write-in	7	0.67%
Total	1040	100.00%
Three Rivers School District Director, Zone 1 (Vote for 1)		
1696 ballots (0 over voted, 553 blank voted), 3557 registered voters, turnout 47.68%		
Kate Dwyer	1116	97.64%
Write-in	27	2.36%
Total	1143	100.00%
Three Rivers School District Director, Zone 3 (Vote for 1)		
1696 ballots (0 over voted, 621 blank voted), 3557 registered voters, turnout 47.68%		
Amber Guient	570	53.02%
Rich Halsted	496	46.14%
Write-in	9	0.84%
Total	1075	100.00%
Three Rivers School District Director, Zone 5 (Vote for 1)		
1696 ballots (0 over voted, 594 blank voted), 3557 registered voters, turnout 47.68%		
Jennifer Johnston	817	74.14%
Ward Ockenden	277	25.14%
Write-in	8	0.73%
Total	1102	100.00%
Applegate Fire Dist, Director, Pos 3 (Vote for 1)		
21 ballots (0 over voted, 1 blank voted), 40 registered voters, turnout 52.50%		
Lori Cooper	20	100.00%
Write-in	0	0.00%
Total	20	100.00%
Applegate Fire Dist, Director, Pos 4 (Vote for 1)		
21 ballots (0 over voted, 6 blank voted), 40 registered voters, turnout 52.50%		
Michael Parker	15	100.00%
Write-in	0	0.00%
Total	15	100.00%
Applegate Fire Dist, Director, Pos 5 (Vote for 1)		
21 ballots (0 over voted, 5 blank voted), 40 registered voters, turnout 52.50%		
Timothy J Vanleeuwen	16	100.00%
Write-in	0	0.00%
Total	16	100.00%
Illinois Valley Rural Fire Protection District Director, Position 1 (Vote for 1)		
1459 ballots (0 over voted, 486 blank voted), 3024 registered voters, turnout 48.25%		
Joe Feldhaus	807	82.94%
Write-in	166	17.06%
Total	973	100.00%
Illinois Valley Rural Fire Protection District Director, Position 2 (Vote for 1)		
1459 ballots (0 over voted, 562 blank voted), 3024 registered voters, turnout 48.25%		
Richard R Bouchard	875	97.55%
Write-in	22	2.45%
Total	897	100.00%

Statement of Votes Cast by Geography
Josephine County, May 16, 2017 Special Election
All Precincts, All Districts, All Contests
Official Results

Page: 43 of 71
2017-06-02
15:04:39

Total Ballots Cast: 28267, Registered Voters: 60640, Overall Turnout: 46.61%

Choice	Votes	Vote %
Illinois Valley Rural Fire Protection District Director, Position 3 (Vote for 1) 1459 ballots (0 over voted, 551 blank voted), 3024 registered voters, turnout 48.25%		
Ron Humphres	889	97.91%
Write-in	19	2.09%
Total	908	100.00%

Williams Rural Fire Protection District Director, Position 3 (Vote for 1) 167 ballots (0 over voted, 58 blank voted), 382 registered voters, turnout 43.72%		
Todd E Rumery	105	96.33%
Write-in	4	3.67%
Total	109	100.00%

Williams Rural Fire Protection District Director, Position 4 (Vote for 1) 167 ballots (0 over voted, 74 blank voted), 382 registered voters, turnout 43.72%		
Bill Ertel	90	96.77%
Write-in	3	3.23%
Total	93	100.00%

Williams Rural Fire Protection District Director, Position 5 (Vote for 1) 167 ballots (0 over voted, 68 blank voted), 382 registered voters, turnout 43.72%		
Wesley Nevotti	97	97.98%
Write-in	2	2.02%
Total	99	100.00%

Josephine Community Library District Board Member, Position 1 (Vote for 1) 23 ballots (0 over voted, 11 blank voted), 38 registered voters, turnout 60.53%		
Beecher C Ellison	12	100.00%
Write-in	0	0.00%
Total	12	100.00%

Josephine Community Library District Board Member, Position 2 (Vote for 1) 23 ballots (0 over voted, 10 blank voted), 38 registered voters, turnout 60.53%		
Laurel Samson	13	100.00%
Write-in	0	0.00%
Total	13	100.00%

Josephine Community Library District Board Member, Position 3 (Vote for 1) 23 ballots (0 over voted, 11 blank voted), 38 registered voters, turnout 60.53%		
Jennifer Roberts	12	100.00%
Write-in	0	0.00%
Total	12	100.00%

Josephine Community Library District Board Member, Position 4 (Vote for 1) 23 ballots (0 over voted, 11 blank voted), 38 registered voters, turnout 60.53%		
Judy Williams	12	100.00%
Write-in	0	0.00%
Total	12	100.00%

Josephine Community Library District Board Member, Position 5 (Vote for 1) 23 ballots (0 over voted, 11 blank voted), 38 registered voters, turnout 60.53%		
John Harelson	12	100.00%
Write-in	0	0.00%
Total	12	100.00%

Question 17-77 Renewal of Local Option Tax Levy for Animal Shelter, Control (Vote for 1) 1696 ballots (0 over voted, 29 blank voted), 3557 registered voters, turnout 47.68%		
Yes	1132	67.91%
No	535	32.09%

Statement of Votes Cast by Geography
Josephine County, May 16, 2017 Special Election
All Precincts, All Districts, All Contests
Official Results

Page: 44 of 71
2017-06-02
15:04:39

Total Ballots Cast: 28267, Registered Voters: 60640, Overall Turnout: 46.61%

Choice	Votes	Vote %
Total	1667	100.00%

Question 17-80 Adult Jail and Juvenile Detention Five Year Local Option Tax (Vote for 1)

1696 ballots (0 over voted, 27 blank voted), 3557 registered voters, turnout 47.68%

Yes	747	44.76%
No	922	55.24%
Total	1669	100.00%

Question 17-81 Advisory Question on Regulating Commercial Recreational Marijuana Production (Vote for 1)

1696 ballots (0 over voted, 59 blank voted), 3557 registered voters, turnout 47.68%

Yes	956	58.40%
No	681	41.60%
Total	1637	100.00%

Question 17-78 Five year Levy to hire Firefighter/EMTs to serve Valley Residents (IVRFPD) (Vote for 1)

1459 ballots (0 over voted, 36 blank voted), 3024 registered voters, turnout 48.25%

Yes	881	61.91%
No	542	38.09%
Total	1423	100.00%

Question 17-79 Form Library District with permanent rate to fund library services (Vote for 1)

23 ballots (0 over voted, 0 blank voted), 38 registered voters, turnout 60.53%

Yes	15	65.22%
No	8	34.78%
Total	23	100.00%

Precinct 32

Southern Oregon Education Service District Director, Zone 2 (Vote for 1)

162 ballots (0 over voted, 58 blank voted), 330 registered voters, turnout 49.09%

Toni Webb	68	65.38%
Jim Harrington	34	32.69%
Write-in	2	1.92%
Total	104	100.00%

Three Rivers School District Director, Zone 1 (Vote for 1)

162 ballots (0 over voted, 84 blank voted), 330 registered voters, turnout 49.09%

Kate Dwyer	76	97.44%
Write-in	2	2.56%
Total	78	100.00%

Three Rivers School District Director, Zone 3 (Vote for 1)

162 ballots (0 over voted, 60 blank voted), 330 registered voters, turnout 49.09%

Amber Guient	48	47.06%
Rich Halsted	53	51.96%
Write-in	1	0.98%
Total	102	100.00%

Three Rivers School District Director, Zone 5 (Vote for 1)

162 ballots (0 over voted, 54 blank voted), 330 registered voters, turnout 49.09%

Jennifer Johnstun	72	66.67%
Ward Ockenden	35	32.41%
Write-in	1	0.93%
Total	108	100.00%

Wolf Creek Rural Fire Protection District Director, Position 1 (Vote for 1)

4 ballots (0 over voted, 1 blank voted), 8 registered voters, turnout 50.00%

Robyn Gerell	1	33.33%
Write-in	2	66.67%

Statement of Votes Cast by Geography
Josephine County, May 16, 2017 Special Election
All Precincts, All Districts, All Contests
Official Results

Page: 45 of 71
2017-06-02
15:04:39

Total Ballots Cast: 28267, Registered Voters: 60640, Overall Turnout: 46.61%

Choice	Votes	Vote %
Total	3	100.00%

Wolf Creek Rural Fire Protection District Director, Position 3 (Vote for 1)
4 ballots (0 over voted, 0 blank voted), 8 registered voters, turnout 50.00%

Douglas Reyes	4	100.00%
Write-in	0	0.00%
Total	4	100.00%

Wolf Creek Rural Fire Protection District Director, Position 4 (Vote for 1)
4 ballots (0 over voted, 0 blank voted), 8 registered voters, turnout 50.00%

Peter Kleine	4	100.00%
Write-in	0	0.00%
Total	4	100.00%

Question 17-77 Renewal of Local Option Tax Levy for Animal Shelter, Control (Vote for 1)
162 ballots (0 over voted, 1 blank voted), 330 registered voters, turnout 49.09%

Yes	116	72.05%
No	45	27.95%
Total	161	100.00%

Question 17-80 Adult Jail and Juvenile Detention Five Year Local Option Tax (Vote for 1)
162 ballots (0 over voted, 1 blank voted), 330 registered voters, turnout 49.09%

Yes	63	39.13%
No	98	60.87%
Total	161	100.00%

Question 17-81 Advisory Question on Regulating Commercial Recreational Marijuana Production (Vote for 1)
162 ballots (0 over voted, 7 blank voted), 330 registered voters, turnout 49.09%

Yes	77	49.68%
No	78	50.32%
Total	155	100.00%

Question 17-82 Renewal of four-year local option tax for continued operations (WCRFPD) (Vote for 1)
4 ballots (0 over voted, 0 blank voted), 8 registered voters, turnout 50.00%

Yes	4	100.00%
No	0	0.00%
Total	4	100.00%

Precinct 33

Southern Oregon Education Service District Director, Zone 2 (Vote for 1)
433 ballots (0 over voted, 180 blank voted), 795 registered voters, turnout 54.47%

Toni Webb	167	66.01%
Jim Harrington	81	32.02%
Write-in	5	1.98%
Total	253	100.00%

Three Rivers School District Director, Zone 1 (Vote for 1)
433 ballots (0 over voted, 220 blank voted), 795 registered voters, turnout 54.47%

Kate Dwyer	207	97.18%
Write-in	6	2.82%
Total	213	100.00%

Three Rivers School District Director, Zone 3 (Vote for 1)
433 ballots (0 over voted, 192 blank voted), 795 registered voters, turnout 54.47%

Amber Guient	85	35.27%
Rich Halsted	152	63.07%
Write-in	4	1.66%

Statement of Votes Cast by Geography
Josephine County, May 16, 2017 Special Election
All Precincts, All Districts, All Contests
Official Results

Page: 46 of 71
2017-06-02
15:04:39

Total Ballots Cast: 28267, Registered Voters: 60640, Overall Turnout: 46.61%

Choice	Votes	Vote %
Total	241	100.00%

Three Rivers School District Director, Zone 5 (Vote for 1)

433 ballots (0 over voted, 189 blank voted), 795 registered voters, turnout 54.47%

Jennifer Johnstun	161	65.98%
Ward Ockenden	79	32.38%
Write-in	4	1.64%
Total	244	100.00%

Merlin Park District Board Member, Position 1 (Vote for 1)

0 ballots (0 over voted, 0 blank voted)

Write-in	0	0.00%
Total	0	0.00%

Merlin Park District Board Member, Position 2 (Vote for 1)

0 ballots (0 over voted, 0 blank voted)

Robert C Welden	0	0.00%
Write-in	0	0.00%
Total	0	0.00%

Merlin Park District Board Member, Position 3 (Vote for 1)

0 ballots (0 over voted, 0 blank voted)

Karen Welden	0	0.00%
Write-in	0	0.00%
Total	0	0.00%

Merlin Park District Board Member, Position 5 (Vote for 1)

0 ballots (0 over voted, 0 blank voted)

James R Yadon	0	0.00%
Write-in	0	0.00%
Total	0	0.00%

Question 17-77 Renewal of Local Option Tax Levy for Animal Shelter, Control (Vote for 1)

433 ballots (0 over voted, 4 blank voted), 795 registered voters, turnout 54.47%

Yes	305	71.10%
No	124	28.90%
Total	429	100.00%

Question 17-80 Adult Jail and Juvenile Detention Five Year Local Option Tax (Vote for 1)

433 ballots (0 over voted, 2 blank voted), 795 registered voters, turnout 54.47%

Yes	219	50.81%
No	212	49.19%
Total	431	100.00%

Question 17-81 Advisory Question on Regulating Commercial Recreational Marijuana Production (Vote for 1)

433 ballots (0 over voted, 27 blank voted), 795 registered voters, turnout 54.47%

Yes	253	62.32%
No	153	37.68%
Total	406	100.00%

Precinct 34

Southern Oregon Education Service District Director, Zone 2 (Vote for 1)

202 ballots (0 over voted, 80 blank voted), 411 registered voters, turnout 49.15%

Toni Webb	80	65.57%
Jim Harrington	40	32.79%
Write-in	2	1.64%
Total	122	100.00%

Statement of Votes Cast by Geography
Josephine County, May 16, 2017 Special Election
All Precincts, All Districts, All Contests
Official Results

Page: 47 of 71
2017-06-02
15:04:39

Total Ballots Cast: 28267, Registered Voters: 60640, Overall Turnout: 46.61%

Choice	Votes	Vote %
Rogue Community College Board Member, Zone 2 (Vote for 1)		
<u>202 ballots (0 over voted, 81 blank voted), 411 registered voters, turnout 49.15%</u>		
Dean Wendle	72	59.50%
V Kirkpatrick-Pilger	47	38.84%
Write-in	2	1.65%
Total	121	100.00%
Three Rivers School District Director, Zone 1 (Vote for 1)		
<u>202 ballots (0 over voted, 75 blank voted), 411 registered voters, turnout 49.15%</u>		
Kate Dwyer	125	98.43%
Write-in	2	1.57%
Total	127	100.00%
Three Rivers School District Director, Zone 3 (Vote for 1)		
<u>202 ballots (0 over voted, 84 blank voted), 411 registered voters, turnout 49.15%</u>		
Amber Guient	42	35.59%
Rich Halsted	74	62.71%
Write-in	2	1.69%
Total	118	100.00%
Three Rivers School District Director, Zone 5 (Vote for 1)		
<u>202 ballots (0 over voted, 86 blank voted), 411 registered voters, turnout 49.15%</u>		
Jennifer Johnstun	80	68.97%
Ward Ockenden	34	29.31%
Write-in	2	1.72%
Total	116	100.00%
Illinois Valley Rural Fire Protection District Director, Position 1 (Vote for 1)		
<u>187 ballots (0 over voted, 70 blank voted), 383 registered voters, turnout 48.83%</u>		
Joe Feldhaus	100	85.47%
Write-in	17	14.53%
Total	117	100.00%
Illinois Valley Rural Fire Protection District Director, Position 2 (Vote for 1)		
<u>187 ballots (0 over voted, 77 blank voted), 383 registered voters, turnout 48.83%</u>		
Richard R Bouchard	107	97.27%
Write-in	3	2.73%
Total	110	100.00%
Illinois Valley Rural Fire Protection District Director, Position 3 (Vote for 1)		
<u>187 ballots (0 over voted, 77 blank voted), 383 registered voters, turnout 48.83%</u>		
Ron Humphres	107	97.27%
Write-in	3	2.73%
Total	110	100.00%
Kerby Water District Commissioner, Position 1 (Vote for 1)		
<u>0 ballots (0 over voted, 0 blank voted)</u>		
Geraldine G McLean	0	0.00%
Write-in	0	0.00%
Total	0	0.00%
Kerby Water District Commissioner, Position 2 (Vote for 1)		
<u>0 ballots (0 over voted, 0 blank voted)</u>		
Adrienne E Lilley	0	0.00%
Write-in	0	0.00%
Total	0	0.00%

Statement of Votes Cast by Geography
Josephine County, May 16, 2017 Special Election
All Precincts, All Districts, All Contests
Official Results

Page: 48 of 71
2017-06-02
15:04:39

Total Ballots Cast: 28267, Registered Voters: 60640, Overall Turnout: 46.61%

Choice	Votes	Vote %
--------	-------	--------

Kerby Water District Commissioner, Position 3 (Vote for 1)

0 ballots (0 over voted, 0 blank voted)

Terry Plute	0	0.00%
Write-in	0	0.00%
Total	0	0.00%

Kerby Water District Commissioner, Position 4 (Vote for 1)

0 ballots (0 over voted, 0 blank voted)

John Plute	0	0.00%
Write-in	0	0.00%
Total	0	0.00%

Question 17-77 Renewal of Local Option Tax Levy for Animal Shelter, Control (Vote for 1)

202 ballots (0 over voted, 8 blank voted), 411 registered voters, turnout 49.15%

Yes	131	67.53%
No	63	32.47%
Total	194	100.00%

Question 17-80 Adult Jail and Juvenile Detention Five Year Local Option Tax (Vote for 1)

202 ballots (0 over voted, 2 blank voted), 411 registered voters, turnout 49.15%

Yes	91	45.50%
No	109	54.50%
Total	200	100.00%

Question 17-81 Advisory Question on Regulating Commercial Recreational Marijuana Production (Vote for 1)

202 ballots (0 over voted, 9 blank voted), 411 registered voters, turnout 49.15%

Yes	113	58.55%
No	80	41.45%
Total	193	100.00%

Question 17-78 Five year Levy to hire Firefighter/EMTs to serve Valley Residents (IVRFPD) (Vote for 1)

187 ballots (0 over voted, 5 blank voted), 383 registered voters, turnout 48.83%

Yes	125	68.68%
No	57	31.32%
Total	182	100.00%

Precinct 35

Southern Oregon Education Service District Director, Zone 2 (Vote for 1)

506 ballots (1 over voted, 187 blank voted), 913 registered voters, turnout 55.42%

Toni Webb	228	71.70%
Jim Harrington	86	27.04%
Write-in	4	1.26%
Total	318	100.00%

Three Rivers School District Director, Zone 1 (Vote for 1)

506 ballots (0 over voted, 236 blank voted), 913 registered voters, turnout 55.42%

Kate Dwyer	261	96.67%
Write-in	9	3.33%
Total	270	100.00%

Three Rivers School District Director, Zone 3 (Vote for 1)

506 ballots (0 over voted, 205 blank voted), 913 registered voters, turnout 55.42%

Amber Guient	114	37.87%
Rich Halsted	183	60.80%
Write-in	4	1.33%
Total	301	100.00%

Statement of Votes Cast by Geography
Josephine County, May 16, 2017 Special Election
All Precincts, All Districts, All Contests
Official Results

Page: 49 of 71
2017-06-02
15:04:39

Total Ballots Cast: 28267, Registered Voters: 60640, Overall Turnout: 46.61%

Choice	Votes	Vote %
Three Rivers School District Director, Zone 5 (Vote for 1)		
506 ballots (0 over voted, 183 blank voted), 913 registered voters, turnout 55.42%		
Jennifer Johnstun	214	66.25%
Ward Ockenden	105	32.51%
Write-in	4	1.24%
Total	323	100.00%

Merlin Park District Board Member, Position 1 (Vote for 1)		
22 ballots (0 over voted, 20 blank voted), 38 registered voters, turnout 57.89%		
Write-in	2	100.00%
Total	2	100.00%

Merlin Park District Board Member, Position 2 (Vote for 1)		
22 ballots (0 over voted, 9 blank voted), 38 registered voters, turnout 57.89%		
Robert C Welden	12	92.31%
Write-in	1	7.69%
Total	13	100.00%

Merlin Park District Board Member, Position 3 (Vote for 1)		
22 ballots (0 over voted, 8 blank voted), 38 registered voters, turnout 57.89%		
Karen Welden	13	92.86%
Write-in	1	7.14%
Total	14	100.00%

Merlin Park District Board Member, Position 5 (Vote for 1)		
22 ballots (0 over voted, 10 blank voted), 38 registered voters, turnout 57.89%		
James R Yadon	11	91.67%
Write-in	1	8.33%
Total	12	100.00%

Question 17-77 Renewal of Local Option Tax Levy for Animal Shelter, Control (Vote for 1)		
506 ballots (0 over voted, 3 blank voted), 913 registered voters, turnout 55.42%		
Yes	331	65.81%
No	172	34.19%
Total	503	100.00%

Question 17-80 Adult Jail and Juvenile Detention Five Year Local Option Tax (Vote for 1)		
506 ballots (0 over voted, 1 blank voted), 913 registered voters, turnout 55.42%		
Yes	222	43.96%
No	283	56.04%
Total	505	100.00%

Question 17-81 Advisory Question on Regulating Commercial Recreational Marijuana Production (Vote for 1)		
506 ballots (0 over voted, 30 blank voted), 913 registered voters, turnout 55.42%		
Yes	324	68.07%
No	152	31.93%
Total	476	100.00%

Precinct 36

Southern Oregon Education Service District Director, Zone 2 (Vote for 1)		
1250 ballots (0 over voted, 460 blank voted), 2187 registered voters, turnout 57.16%		
Toni Webb	489	61.90%
Jim Harrington	292	36.96%
Write-in	9	1.14%
Total	790	100.00%

Statement of Votes Cast by Geography
Josephine County, May 16, 2017 Special Election
All Precincts, All Districts, All Contests
Official Results

Page: 50 of 71
2017-06-02
15:04:39

Total Ballots Cast: 28267, Registered Voters: 60640, Overall Turnout: 46.61%

Choice	Votes	Vote %
Three Rivers School District Director, Zone 1 (Vote for 1)		
1250 ballots (0 over voted, 567 blank voted), 2187 registered voters, turnout 57.16%		
Kate Dwyer	666	97.51%
Write-in	17	2.49%
Total	683	100.00%
Three Rivers School District Director, Zone 3 (Vote for 1)		
1250 ballots (0 over voted, 482 blank voted), 2187 registered voters, turnout 57.16%		
Amber Guient	248	32.29%
Rich Halsted	511	66.54%
Write-in	9	1.17%
Total	768	100.00%
Three Rivers School District Director, Zone 5 (Vote for 1)		
1250 ballots (0 over voted, 445 blank voted), 2187 registered voters, turnout 57.16%		
Jennifer Johnstun	537	66.71%
Ward Ockenden	261	32.42%
Write-in	7	0.87%
Total	805	100.00%
Merlin Park District Board Member, Position 1 (Vote for 1)		
143 ballots (0 over voted, 127 blank voted), 292 registered voters, turnout 48.97%		
Write-in	16	100.00%
Total	16	100.00%
Merlin Park District Board Member, Position 2 (Vote for 1)		
143 ballots (0 over voted, 61 blank voted), 292 registered voters, turnout 48.97%		
Robert C Welden	79	96.34%
Write-in	3	3.66%
Total	82	100.00%
Merlin Park District Board Member, Position 3 (Vote for 1)		
143 ballots (0 over voted, 60 blank voted), 292 registered voters, turnout 48.97%		
Karen Welden	80	96.39%
Write-in	3	3.61%
Total	83	100.00%
Merlin Park District Board Member, Position 5 (Vote for 1)		
143 ballots (0 over voted, 61 blank voted), 292 registered voters, turnout 48.97%		
James R Yadon	81	98.78%
Write-in	1	1.22%
Total	82	100.00%
Question 17-77 Renewal of Local Option Tax Levy for Animal Shelter, Control (Vote for 1)		
1250 ballots (0 over voted, 9 blank voted), 2187 registered voters, turnout 57.16%		
Yes	870	70.10%
No	371	29.90%
Total	1241	100.00%
Question 17-80 Adult Jail and Juvenile Detention Five Year Local Option Tax (Vote for 1)		
1250 ballots (0 over voted, 8 blank voted), 2187 registered voters, turnout 57.16%		
Yes	624	50.24%
No	618	49.76%
Total	1242	100.00%
Question 17-81 Advisory Question on Regulating Commercial Recreational Marijuana Production (Vote for 1)		
1250 ballots (0 over voted, 70 blank voted), 2187 registered voters, turnout 57.16%		
Yes	829	70.25%

Statement of Votes Cast by Geography
Josephine County, May 16, 2017 Special Election
All Precincts, All Districts, All Contests
Official Results

Page: 51 of 71
2017-06-02
15:04:39

Total Ballots Cast: 28267, Registered Voters: 60640, Overall Turnout: 46.61%

Choice	Votes	Vote %
No	351	29.75%
Total	1180	100.00%

Precinct 37

Southern Oregon Education Service District Director, Zone 2 (Vote for 1)

710 ballots (0 over voted, 281 blank voted), 1513 registered voters, turnout 46.93%

Toni Webb	281	65.50%
Jim Harrington	137	31.93%
Write-in	11	2.56%
Total	429	100.00%

Rogue Community College Board Member, Zone 2 (Vote for 1)

710 ballots (0 over voted, 285 blank voted), 1513 registered voters, turnout 46.93%

Dean Wendle	220	51.76%
V Kirkpatrick-Pilger	197	46.35%
Write-in	8	1.88%
Total	425	100.00%

Three Rivers School District Director, Zone 1 (Vote for 1)

710 ballots (0 over voted, 314 blank voted), 1513 registered voters, turnout 46.93%

Kate Dwyer	377	95.20%
Write-in	19	4.80%
Total	396	100.00%

Three Rivers School District Director, Zone 3 (Vote for 1)

710 ballots (0 over voted, 300 blank voted), 1513 registered voters, turnout 46.93%

Amber Guient	179	43.66%
Rich Halsted	222	54.15%
Write-in	9	2.20%
Total	410	100.00%

Three Rivers School District Director, Zone 5 (Vote for 1)

710 ballots (0 over voted, 282 blank voted), 1513 registered voters, turnout 46.93%

Jennifer Johnston	289	67.52%
Ward Ockenden	130	30.37%
Write-in	9	2.10%
Total	428	100.00%

Illinois Valley Rural Fire Protection District Director, Position 1 (Vote for 1)

678 ballots (0 over voted, 229 blank voted), 1454 registered voters, turnout 46.63%

Joe Feldhaus	413	91.98%
Write-in	36	8.02%
Total	449	100.00%

Illinois Valley Rural Fire Protection District Director, Position 2 (Vote for 1)

678 ballots (0 over voted, 267 blank voted), 1454 registered voters, turnout 46.63%

Richard R Bouchard	394	95.86%
Write-in	17	4.14%
Total	411	100.00%

Illinois Valley Rural Fire Protection District Director, Position 3 (Vote for 1)

678 ballots (0 over voted, 266 blank voted), 1454 registered voters, turnout 46.63%

Ron Humphres	395	95.87%
Write-in	17	4.13%
Total	412	100.00%

Question 17-77 Renewal of Local Option Tax Levy for Animal Shelter, Control (Vote for 1)

710 ballots (0 over voted, 8 blank voted), 1513 registered voters, turnout 46.93%

Statement of Votes Cast by Geography
Josephine County, May 16, 2017 Special Election
All Precincts, All Districts, All Contests
Official Results

Page: 52 of 71
2017-06-02
15:04:39

Total Ballots Cast: 28267, Registered Voters: 60640, Overall Turnout: 46.61%

Choice	Votes	Vote %
Yes	402	57.26%
No	300	42.74%
Total	702	100.00%

Question 17-80 Adult Jail and Juvenile Detention Five Year Local Option Tax (Vote for 1)
710 ballots (0 over voted, 5 blank voted), 1513 registered voters, turnout 46.93%

Yes	247	35.04%
No	458	64.96%
Total	705	100.00%

Question 17-81 Advisory Question on Regulating Commercial Recreational Marijuana Production (Vote for 1)
710 ballots (0 over voted, 37 blank voted), 1513 registered voters, turnout 46.93%

Yes	359	53.34%
No	314	46.66%
Total	673	100.00%

Question 17-78 Five year Levy to hire Firefighter/EMTs to serve Valley Residents (IVRFPD) (Vote for 1)
678 ballots (0 over voted, 16 blank voted), 1454 registered voters, turnout 46.63%

Yes	362	54.68%
No	300	45.32%
Total	662	100.00%

Precinct 38

Southern Oregon Education Service District Director, Zone 1 (Vote for 1)
19 ballots (0 over voted, 9 blank voted), 38 registered voters, turnout 50.00%

DonnaJean Wendle	9	90.00%
Write-in	1	10.00%
Total	10	100.00%

Southern Oregon Education Service District Director, Zone 2 (Vote for 1)
1290 ballots (1 over voted, 494 blank voted), 2610 registered voters, turnout 49.43%

Toni Webb	475	59.75%
Jim Harrington	309	38.87%
Write-in	11	1.38%
Total	795	100.00%

Rogue Community College Board Member, Zone 2 (Vote for 1)
1309 ballots (1 over voted, 507 blank voted), 2648 registered voters, turnout 49.43%

Dean Wendle	480	59.93%
V Kirkpatrick-Pilger	309	38.58%
Write-in	12	1.50%
Total	801	100.00%

Three Rivers School District Director, Zone 1 (Vote for 1)
1290 ballots (1 over voted, 606 blank voted), 2610 registered voters, turnout 49.43%

Kate Dwyer	667	97.66%
Write-in	16	2.34%
Total	683	100.00%

Three Rivers School District Director, Zone 3 (Vote for 1)
1290 ballots (1 over voted, 505 blank voted), 2610 registered voters, turnout 49.43%

Amber Guient	299	38.14%
Rich Halsted	476	60.71%
Write-in	9	1.15%
Total	784	100.00%

Three Rivers School District Director, Zone 5 (Vote for 1)
1290 ballots (1 over voted, 487 blank voted), 2610 registered voters, turnout 49.43%

Statement of Votes Cast by Geography
Josephine County, May 16, 2017 Special Election
All Precincts, All Districts, All Contests
Official Results

Page: 53 of 71
2017-06-02
15:04:39

Total Ballots Cast: 28267, Registered Voters: 60640, Overall Turnout: 46.61%

Choice	Votes	Vote %
Jennifer Johnstun	569	70.95%
Ward Ockenden	225	28.05%
Write-in	8	1.00%
Total	802	100.00%

Grants Pass School District 7 Director, Position 3 (Vote for 1)

19 ballots (0 over voted, 5 blank voted), 38 registered voters, turnout 50.00%

Doug Walker	9	64.29%
Gary Richardson	5	35.71%
Write-in	0	0.00%
Total	14	100.00%

Grants Pass School District 7 Director, Position 4 (Vote for 1)

19 ballots (0 over voted, 8 blank voted), 38 registered voters, turnout 50.00%

Debbie Brownell	11	100.00%
Write-in	0	0.00%
Total	11	100.00%

Grants Pass School District 7 Director, Position 5 (Vote for 1)

19 ballots (0 over voted, 7 blank voted), 38 registered voters, turnout 50.00%

B Satterthwaite	11	91.67%
Write-in	1	8.33%
Total	12	100.00%

Grants Pass School District 7 Director, Position 7 (Vote for 1)

19 ballots (0 over voted, 10 blank voted), 38 registered voters, turnout 50.00%

Kathy Luther	8	88.89%
Write-in	1	11.11%
Total	9	100.00%

Question 17-77 Renewal of Local Option Tax Levy for Animal Shelter, Control (Vote for 1)

1309 ballots (0 over voted, 13 blank voted), 2648 registered voters, turnout 49.43%

Yes	883	68.13%
No	413	31.87%
Total	1296	100.00%

Question 17-80 Adult Jail and Juvenile Detention Five Year Local Option Tax (Vote for 1)

1309 ballots (1 over voted, 12 blank voted), 2648 registered voters, turnout 49.43%

Yes	630	48.61%
No	666	51.39%
Total	1296	100.00%

Question 17-81 Advisory Question on Regulating Commercial Recreational Marijuana Production (Vote for 1)

1309 ballots (1 over voted, 83 blank voted), 2648 registered voters, turnout 49.43%

Yes	790	64.49%
No	435	35.51%
Total	1225	100.00%

Precinct 39

Southern Oregon Education Service District Director, Zone 1 (Vote for 1)

780 ballots (0 over voted, 351 blank voted), 1368 registered voters, turnout 57.02%

DonnaJean Wendle	419	97.67%
Write-in	10	2.33%
Total	429	100.00%

Three Rivers School District Director, Zone 1 (Vote for 1)

780 ballots (0 over voted, 349 blank voted), 1368 registered voters, turnout 57.02%

Kate Dwyer	423	98.14%
------------	-----	--------

Statement of Votes Cast by Geography
Josephine County, May 16, 2017 Special Election
All Precincts, All Districts, All Contests
Official Results

Page: 54 of 71
2017-06-02
15:04:39

Total Ballots Cast: 28267, Registered Voters: 60640, Overall Turnout: 46.61%

Choice	Votes	Vote %
Write-in	8	1.86%
Total	431	100.00%

Three Rivers School District Director, Zone 3 (Vote for 1)

780 ballots (1 over voted, 299 blank voted), 1368 registered voters, turnout 57.02%

Amber Guient	157	32.71%
Rich Halsted	320	66.67%
Write-in	3	0.62%
Total	480	100.00%

Three Rivers School District Director, Zone 5 (Vote for 1)

780 ballots (0 over voted, 275 blank voted), 1368 registered voters, turnout 57.02%

Jennifer Johnstun	307	60.79%
Ward Ockenden	196	38.81%
Write-in	2	0.40%
Total	505	100.00%

Question 17-77 Renewal of Local Option Tax Levy for Animal Shelter, Control (Vote for 1)

780 ballots (0 over voted, 5 blank voted), 1368 registered voters, turnout 57.02%

Yes	541	69.81%
No	234	30.19%
Total	775	100.00%

Question 17-80 Adult Jail and Juvenile Detention Five Year Local Option Tax (Vote for 1)

780 ballots (0 over voted, 4 blank voted), 1368 registered voters, turnout 57.02%

Yes	405	52.19%
No	371	47.81%
Total	776	100.00%

Question 17-81 Advisory Question on Regulating Commercial Recreational Marijuana Production (Vote for 1)

780 ballots (0 over voted, 48 blank voted), 1368 registered voters, turnout 57.02%

Yes	516	70.49%
No	216	29.51%
Total	732	100.00%

Precinct 40

Southern Oregon Education Service District Director, Zone 2 (Vote for 1)

460 ballots (0 over voted, 180 blank voted), 923 registered voters, turnout 49.84%

Toni Webb	210	75.00%
Jim Harrington	69	24.64%
Write-in	1	0.36%
Total	280	100.00%

Rogue Community College Board Member, Zone 2 (Vote for 1)

460 ballots (0 over voted, 183 blank voted), 923 registered voters, turnout 49.84%

Dean Wendle	153	55.23%
V Kirkpatrick-Pilger	123	44.40%
Write-in	1	0.36%
Total	277	100.00%

Three Rivers School District Director, Zone 1 (Vote for 1)

460 ballots (0 over voted, 208 blank voted), 923 registered voters, turnout 49.84%

Kate Dwyer	250	99.21%
Write-in	2	0.79%
Total	252	100.00%

Three Rivers School District Director, Zone 3 (Vote for 1)

460 ballots (0 over voted, 147 blank voted), 923 registered voters, turnout 49.84%

Statement of Votes Cast by Geography
Josephine County, May 16, 2017 Special Election
All Precincts, All Districts, All Contests
Official Results

Page: 55 of 71
2017-06-02
15:04:39

Total Ballots Cast: 28267, Registered Voters: 60640, Overall Turnout: 46.61%

Choice	Votes	Vote %
Amber Guient	168	53.67%
Rich Halsted	145	46.33%
Write-in	0	0.00%
Total	313	100.00%

Three Rivers School District Director, Zone 5 (Vote for 1)

460 ballots (0 over voted, 182 blank voted), 923 registered voters, turnout 49.84%

Jennifer Johnstun	222	79.86%
Ward Ockenden	56	20.14%
Write-in	0	0.00%
Total	278	100.00%

Applegate Fire Dist, Director, Pos 3 (Vote for 1)

0 ballots (0 over voted, 0 blank voted)

Lori Cooper	0	0.00%
Write-in	0	0.00%
Total	0	0.00%

Applegate Fire Dist, Director, Pos 4 (Vote for 1)

0 ballots (0 over voted, 0 blank voted)

Michael Parker	0	0.00%
Write-in	0	0.00%
Total	0	0.00%

Applegate Fire Dist, Director, Pos 5 (Vote for 1)

0 ballots (0 over voted, 0 blank voted)

Timothy J Vanleeuwen	0	0.00%
Write-in	0	0.00%
Total	0	0.00%

Williams Rural Fire Protection District Director, Position 3 (Vote for 1)

457 ballots (0 over voted, 178 blank voted), 915 registered voters, turnout 49.95%

Todd E Rumery	274	98.21%
Write-in	5	1.79%
Total	279	100.00%

Williams Rural Fire Protection District Director, Position 4 (Vote for 1)

457 ballots (0 over voted, 164 blank voted), 915 registered voters, turnout 49.95%

Bill Ertel	287	97.95%
Write-in	6	2.05%
Total	293	100.00%

Williams Rural Fire Protection District Director, Position 5 (Vote for 1)

457 ballots (0 over voted, 154 blank voted), 915 registered voters, turnout 49.95%

Wesley Nevotti	302	99.67%
Write-in	1	0.33%
Total	303	100.00%

Josephine Community Library District Board Member, Position 1 (Vote for 1)

460 ballots (0 over voted, 223 blank voted), 923 registered voters, turnout 49.84%

Beecher C Ellison	236	99.58%
Write-in	1	0.42%
Total	237	100.00%

Josephine Community Library District Board Member, Position 2 (Vote for 1)

460 ballots (0 over voted, 224 blank voted), 923 registered voters, turnout 49.84%

Laurel Samson	234	99.15%
Write-in	2	0.85%

Statement of Votes Cast by Geography
Josephine County, May 16, 2017 Special Election
All Precincts, All Districts, All Contests
Official Results

Page: 56 of 71
2017-06-02
15:04:39

Total Ballots Cast: 28267, Registered Voters: 60640, Overall Turnout: 46.61%

Choice	Votes	Vote %
Total	236	100.00%

Josephine Community Library District Board Member, Position 3 (Vote for 1)
460 ballots (0 over voted, 224 blank voted), 923 registered voters, turnout 49.84%

Jennifer Roberts	235	99.58%
Write-in	1	0.42%
Total	236	100.00%

Josephine Community Library District Board Member, Position 4 (Vote for 1)
460 ballots (0 over voted, 222 blank voted), 923 registered voters, turnout 49.84%

Judy Williams	236	99.16%
Write-in	2	0.84%
Total	238	100.00%

Josephine Community Library District Board Member, Position 5 (Vote for 1)
460 ballots (0 over voted, 223 blank voted), 923 registered voters, turnout 49.84%

John Harelson	236	99.58%
Write-in	1	0.42%
Total	237	100.00%

Question 17-77 Renewal of Local Option Tax Levy for Animal Shelter, Control (Vote for 1)
460 ballots (0 over voted, 11 blank voted), 923 registered voters, turnout 49.84%

Yes	318	70.82%
No	131	29.18%
Total	449	100.00%

Question 17-80 Adult Jail and Juvenile Detention Five Year Local Option Tax (Vote for 1)
460 ballots (0 over voted, 5 blank voted), 923 registered voters, turnout 49.84%

Yes	188	41.32%
No	267	58.68%
Total	455	100.00%

Question 17-81 Advisory Question on Regulating Commercial Recreational Marijuana Production (Vote for 1)
460 ballots (2 over voted, 5 blank voted), 923 registered voters, turnout 49.84%

Yes	297	65.56%
No	156	34.44%
Total	453	100.00%

Question 17-79 Form Library District with permanent rate to fund library services (Vote for 1)
460 ballots (0 over voted, 6 blank voted), 923 registered voters, turnout 49.84%

Yes	215	47.36%
No	239	52.64%
Total	454	100.00%

Precinct 41

Southern Oregon Education Service District Director, Zone 1 (Vote for 1)
56 ballots (0 over voted, 21 blank voted), 145 registered voters, turnout 38.62%

DonnaJean Wendle	34	97.14%
Write-in	1	2.86%
Total	35	100.00%

Three Rivers School District Director, Zone 1 (Vote for 1)
56 ballots (0 over voted, 24 blank voted), 145 registered voters, turnout 38.62%

Kate Dwyer	31	96.88%
Write-in	1	3.12%
Total	32	100.00%

Statement of Votes Cast by Geography
Josephine County, May 16, 2017 Special Election
All Precincts, All Districts, All Contests
Official Results

Page: 57 of 71
2017-06-02
15:04:39

Total Ballots Cast: 28267, Registered Voters: 60640, Overall Turnout: 46.61%

Choice	Votes	Vote %
Three Rivers School District Director, Zone 3 (Vote for 1)		
56 ballots (0 over voted, 14 blank voted), 145 registered voters, turnout 38.62%		
Amber Guient	19	45.24%
Rich Halsted	22	52.38%
Write-in	1	2.38%
Total	42	100.00%

Three Rivers School District Director, Zone 5 (Vote for 1)		
56 ballots (0 over voted, 12 blank voted), 145 registered voters, turnout 38.62%		
Jennifer Johnstun	25	56.82%
Ward Ockenden	18	40.91%
Write-in	1	2.27%
Total	44	100.00%

Merlin/North Valley Sanitary District Board Member, Position 1 (Vote for 1)		
0 ballots (0 over voted, 0 blank voted), 2 registered voters, turnout 0.00%		
Brian Thompson	0	0.00%
Write-in	0	0.00%
Total	0	0.00%

Merlin/North Valley Sanitary District Board Member, Position 2 (Vote for 1)		
0 ballots (0 over voted, 0 blank voted), 2 registered voters, turnout 0.00%		
Lynn Costantino	0	0.00%
Write-in	0	0.00%
Total	0	0.00%

Merlin/North Valley Sanitary District Board Member, Position 3 (Vote for 1)		
0 ballots (0 over voted, 0 blank voted), 2 registered voters, turnout 0.00%		
J David Creech	0	0.00%
Write-in	0	0.00%
Total	0	0.00%

Question 17-77 Renewal of Local Option Tax Levy for Animal Shelter, Control (Vote for 1)		
56 ballots (0 over voted, 2 blank voted), 145 registered voters, turnout 38.62%		
Yes	32	59.26%
No	22	40.74%
Total	54	100.00%

Question 17-80 Adult Jail and Juvenile Detention Five Year Local Option Tax (Vote for 1)		
56 ballots (0 over voted, 1 blank voted), 145 registered voters, turnout 38.62%		
Yes	27	49.09%
No	28	50.91%
Total	55	100.00%

Question 17-81 Advisory Question on Regulating Commercial Recreational Marijuana Production (Vote for 1)		
56 ballots (0 over voted, 3 blank voted), 145 registered voters, turnout 38.62%		
Yes	34	64.15%
No	19	35.85%
Total	53	100.00%

Precinct 42

Southern Oregon Education Service District Director, Zone 2 (Vote for 1)		
946 ballots (0 over voted, 348 blank voted), 1935 registered voters, turnout 48.89%		
Toni Webb	382	63.88%
Jim Harrington	206	34.45%
Write-in	10	1.67%
Total	598	100.00%

Statement of Votes Cast by Geography
Josephine County, May 16, 2017 Special Election
All Precincts, All Districts, All Contests
Official Results

Page: 58 of 71
2017-06-02
15:04:39

Total Ballots Cast: 28267, Registered Voters: 60640, Overall Turnout: 46.61%

Choice	Votes	Vote %
Three Rivers School District Director, Zone 1 (Vote for 1)		
946 ballots (0 over voted, 409 blank voted), 1935 registered voters, turnout 48.89%		
Kate Dwyer	525	97.77%
Write-in	12	2.23%
Total	537	100.00%
Three Rivers School District Director, Zone 3 (Vote for 1)		
946 ballots (0 over voted, 344 blank voted), 1935 registered voters, turnout 48.89%		
Amber Guient	218	36.21%
Rich Halsted	375	62.29%
Write-in	9	1.50%
Total	602	100.00%
Three Rivers School District Director, Zone 5 (Vote for 1)		
946 ballots (0 over voted, 322 blank voted), 1935 registered voters, turnout 48.89%		
Jennifer Johnstun	427	68.43%
Ward Ockenden	187	29.97%
Write-in	10	1.60%
Total	624	100.00%
Merlin Park District Board Member, Position 1 (Vote for 1)		
41 ballots (0 over voted, 38 blank voted), 111 registered voters, turnout 36.94%		
Write-in	3	100.00%
Total	3	100.00%
Merlin Park District Board Member, Position 2 (Vote for 1)		
41 ballots (0 over voted, 11 blank voted), 111 registered voters, turnout 36.94%		
Robert C Welden	30	100.00%
Write-in	0	0.00%
Total	30	100.00%
Merlin Park District Board Member, Position 3 (Vote for 1)		
41 ballots (0 over voted, 11 blank voted), 111 registered voters, turnout 36.94%		
Karen Welden	30	100.00%
Write-in	0	0.00%
Total	30	100.00%
Merlin Park District Board Member, Position 5 (Vote for 1)		
41 ballots (0 over voted, 10 blank voted), 111 registered voters, turnout 36.94%		
James R Yadon	31	100.00%
Write-in	0	0.00%
Total	31	100.00%
Merlin/North Valley Sanitary District Board Member, Position 1 (Vote for 1)		
3 ballots (0 over voted, 0 blank voted), 3 registered voters, turnout 100.00%		
Brian Thompson	3	100.00%
Write-in	0	0.00%
Total	3	100.00%
Merlin/North Valley Sanitary District Board Member, Position 2 (Vote for 1)		
3 ballots (0 over voted, 1 blank voted), 3 registered voters, turnout 100.00%		
Lynn Costantino	2	100.00%
Write-in	0	0.00%
Total	2	100.00%
Merlin/North Valley Sanitary District Board Member, Position 3 (Vote for 1)		
3 ballots (0 over voted, 1 blank voted), 3 registered voters, turnout 100.00%		
J David Creech	2	100.00%

Statement of Votes Cast by Geography
Josephine County, May 16, 2017 Special Election
All Precincts, All Districts, All Contests
Official Results

Page: 59 of 71
2017-06-02
15:04:39

Total Ballots Cast: 28267, Registered Voters: 60640, Overall Turnout: 46.61%

Choice	Votes	Vote %
Write-in	0	0.00%
Total	2	100.00%

Question 17-77 Renewal of Local Option Tax Levy for Animal Shelter, Control (Vote for 1)
946 ballots (0 over voted, 7 blank voted), 1935 registered voters, turnout 48.89%

Yes	647	68.90%
No	292	31.10%
Total	939	100.00%

Question 17-80 Adult Jail and Juvenile Detention Five Year Local Option Tax (Vote for 1)
946 ballots (0 over voted, 2 blank voted), 1935 registered voters, turnout 48.89%

Yes	467	49.47%
No	477	50.53%
Total	944	100.00%

Question 17-81 Advisory Question on Regulating Commercial Recreational Marijuana Production (Vote for 1)
946 ballots (1 over voted, 55 blank voted), 1935 registered voters, turnout 48.89%

Yes	610	68.54%
No	280	31.46%
Total	890	100.00%

Precinct 43

Southern Oregon Education Service District Director, Zone 2 (Vote for 1)
495 ballots (0 over voted, 174 blank voted), 955 registered voters, turnout 51.83%

Toni Webb	221	68.85%
Jim Harrington	100	31.15%
Write-in	0	0.00%
Total	321	100.00%

Three Rivers School District Director, Zone 1 (Vote for 1)
495 ballots (0 over voted, 217 blank voted), 955 registered voters, turnout 51.83%

Kate Dwyer	276	99.28%
Write-in	2	0.72%
Total	278	100.00%

Three Rivers School District Director, Zone 3 (Vote for 1)
495 ballots (0 over voted, 179 blank voted), 955 registered voters, turnout 51.83%

Amber Guient	101	31.96%
Rich Halsted	215	68.04%
Write-in	0	0.00%
Total	316	100.00%

Three Rivers School District Director, Zone 5 (Vote for 1)
495 ballots (0 over voted, 173 blank voted), 955 registered voters, turnout 51.83%

Jennifer Johnstun	215	66.77%
Ward Ockenden	107	33.23%
Write-in	0	0.00%
Total	322	100.00%

Merlin Park District Board Member, Position 1 (Vote for 1)
416 ballots (0 over voted, 387 blank voted), 818 registered voters, turnout 50.86%

Write-in	29	100.00%
Total	29	100.00%

Merlin Park District Board Member, Position 2 (Vote for 1)
416 ballots (0 over voted, 177 blank voted), 818 registered voters, turnout 50.86%

Robert C Welden	238	99.58%
Write-in	1	0.42%

Statement of Votes Cast by Geography
Josephine County, May 16, 2017 Special Election
All Precincts, All Districts, All Contests
Official Results

Page: 60 of 71
2017-06-02
15:04:39

Total Ballots Cast: 28267, Registered Voters: 60640, Overall Turnout: 46.61%

Choice	Votes	Vote %
Total	239	100.00%

Merlin Park District Board Member, Position 3 (Vote for 1)

416 ballots (0 over voted, 184 blank voted), 818 registered voters, turnout 50.86%

Karen Welden	230	99.14%
Write-in	2	0.86%
Total	232	100.00%

Merlin Park District Board Member, Position 5 (Vote for 1)

416 ballots (0 over voted, 175 blank voted), 818 registered voters, turnout 50.86%

James R Yadon	238	98.76%
Write-in	3	1.24%
Total	241	100.00%

Question 17-77 Renewal of Local Option Tax Levy for Animal Shelter, Control (Vote for 1)

495 ballots (0 over voted, 8 blank voted), 955 registered voters, turnout 51.83%

Yes	335	68.79%
No	152	31.21%
Total	487	100.00%

Question 17-80 Adult Jail and Juvenile Detention Five Year Local Option Tax (Vote for 1)

495 ballots (0 over voted, 3 blank voted), 955 registered voters, turnout 51.83%

Yes	251	51.02%
No	241	48.98%
Total	492	100.00%

Question 17-81 Advisory Question on Regulating Commercial Recreational Marijuana Production (Vote for 1)

495 ballots (0 over voted, 21 blank voted), 955 registered voters, turnout 51.83%

Yes	325	68.57%
No	149	31.43%
Total	474	100.00%

Precinct 44

Southern Oregon Education Service District Director, Zone 2 (Vote for 1)

110 ballots (0 over voted, 39 blank voted), 209 registered voters, turnout 52.63%

Toni Webb	52	73.24%
Jim Harrington	19	26.76%
Write-in	0	0.00%
Total	71	100.00%

Rogue Community College Board Member, Zone 2 (Vote for 1)

110 ballots (0 over voted, 41 blank voted), 209 registered voters, turnout 52.63%

Dean Wendle	38	55.07%
V Kirkpatrick-Pilger	31	44.93%
Write-in	0	0.00%
Total	69	100.00%

Three Rivers School District Director, Zone 1 (Vote for 1)

110 ballots (0 over voted, 45 blank voted), 209 registered voters, turnout 52.63%

Kate Dwyer	65	100.00%
Write-in	0	0.00%
Total	65	100.00%

Three Rivers School District Director, Zone 3 (Vote for 1)

110 ballots (0 over voted, 42 blank voted), 209 registered voters, turnout 52.63%

Amber Guient	39	57.35%
Rich Halsted	29	42.65%
Write-in	0	0.00%

Statement of Votes Cast by Geography
Josephine County, May 16, 2017 Special Election
All Precincts, All Districts, All Contests
Official Results

Page: 61 of 71
2017-06-02
15:04:39

Total Ballots Cast: 28267, Registered Voters: 60640, Overall Turnout: 46.61%

Choice	Votes	Vote %
Total	68	100.00%

Three Rivers School District Director, Zone 5 (Vote for 1)

110 ballots (0 over voted, 36 blank voted), 209 registered voters, turnout 52.63%

Jennifer Johnstun	57	77.03%
Ward Ockenden	17	22.97%
Write-in	0	0.00%
Total	74	100.00%

Illinois Valley Rural Fire Protection District Director, Position 1 (Vote for 1)

28 ballots (0 over voted, 10 blank voted), 65 registered voters, turnout 43.08%

Joe Feldhaus	17	94.44%
Write-in	1	5.56%
Total	18	100.00%

Illinois Valley Rural Fire Protection District Director, Position 2 (Vote for 1)

28 ballots (0 over voted, 12 blank voted), 65 registered voters, turnout 43.08%

Richard R Bouchard	16	100.00%
Write-in	0	0.00%
Total	16	100.00%

Illinois Valley Rural Fire Protection District Director, Position 3 (Vote for 1)

28 ballots (0 over voted, 10 blank voted), 65 registered voters, turnout 43.08%

Ron Humphres	18	100.00%
Write-in	0	0.00%
Total	18	100.00%

Question 17-77 Renewal of Local Option Tax Levy for Animal Shelter, Control (Vote for 1)

110 ballots (0 over voted, 2 blank voted), 209 registered voters, turnout 52.63%

Yes	75	69.44%
No	33	30.56%
Total	108	100.00%

Question 17-80 Adult Jail and Juvenile Detention Five Year Local Option Tax (Vote for 1)

110 ballots (0 over voted, 1 blank voted), 209 registered voters, turnout 52.63%

Yes	49	44.95%
No	60	55.05%
Total	109	100.00%

Question 17-81 Advisory Question on Regulating Commercial Recreational Marijuana Production (Vote for 1)

110 ballots (0 over voted, 3 blank voted), 209 registered voters, turnout 52.63%

Yes	55	51.40%
No	52	48.60%
Total	107	100.00%

Question 17-78 Five year Levy to hire Firefighter/EMTs to serve Valley Residents (IVRFPD) (Vote for 1)

28 ballots (0 over voted, 1 blank voted), 65 registered voters, turnout 43.08%

Yes	12	44.44%
No	15	55.56%
Total	27	100.00%

Precinct 45

Southern Oregon Education Service District Director, Zone 1 (Vote for 1)

97 ballots (0 over voted, 41 blank voted), 214 registered voters, turnout 45.33%

DonnaJean Wendle	56	100.00%
Write-in	0	0.00%
Total	56	100.00%

Statement of Votes Cast by Geography
Josephine County, May 16, 2017 Special Election
All Precincts, All Districts, All Contests
Official Results

Page: 62 of 71
2017-06-02
15:04:39

Total Ballots Cast: 28267, Registered Voters: 60640, Overall Turnout: 46.61%

Choice	Votes	Vote %
Rogue Community College Board Member, Zone 2 (Vote for 1)		
97 ballots (0 over voted, 31 blank voted), 214 registered voters, turnout 45.33%		
Dean Wendle	37	56.06%
V Kirkpatrick-Pilger	29	43.94%
Write-in	0	0.00%
Total	66	100.00%
Three Rivers School District Director, Zone 1 (Vote for 1)		
97 ballots (0 over voted, 43 blank voted), 214 registered voters, turnout 45.33%		
Kate Dwyer	53	98.15%
Write-in	1	1.85%
Total	54	100.00%
Three Rivers School District Director, Zone 3 (Vote for 1)		
97 ballots (0 over voted, 33 blank voted), 214 registered voters, turnout 45.33%		
Amber Guient	20	31.25%
Rich Halsted	44	68.75%
Write-in	0	0.00%
Total	64	100.00%
Three Rivers School District Director, Zone 5 (Vote for 1)		
97 ballots (0 over voted, 28 blank voted), 214 registered voters, turnout 45.33%		
Jennifer Johnstun	49	71.01%
Ward Ockenden	20	28.99%
Write-in	0	0.00%
Total	69	100.00%
Applegate Fire Dist, Director, Pos 3 (Vote for 1)		
52 ballots (0 over voted, 15 blank voted), 127 registered voters, turnout 40.94%		
Lori Cooper	37	100.00%
Write-in	0	0.00%
Total	37	100.00%
Applegate Fire Dist, Director, Pos 4 (Vote for 1)		
52 ballots (0 over voted, 15 blank voted), 127 registered voters, turnout 40.94%		
Michael Parker	37	100.00%
Write-in	0	0.00%
Total	37	100.00%
Applegate Fire Dist, Director, Pos 5 (Vote for 1)		
52 ballots (0 over voted, 16 blank voted), 127 registered voters, turnout 40.94%		
Timothy J Vanleeuwen	36	100.00%
Write-in	0	0.00%
Total	36	100.00%
Question 17-77 Renewal of Local Option Tax Levy for Animal Shelter, Control (Vote for 1)		
97 ballots (0 over voted, 0 blank voted), 214 registered voters, turnout 45.33%		
Yes	52	53.61%
No	45	46.39%
Total	97	100.00%
Question 17-80 Adult Jail and Juvenile Detention Five Year Local Option Tax (Vote for 1)		
97 ballots (0 over voted, 0 blank voted), 214 registered voters, turnout 45.33%		
Yes	47	48.45%
No	50	51.55%
Total	97	100.00%

Statement of Votes Cast by Geography
Josephine County, May 16, 2017 Special Election
All Precincts, All Districts, All Contests
Official Results

Page: 63 of 71
2017-06-02
15:04:39

Total Ballots Cast: 28267, Registered Voters: 60640, Overall Turnout: 46.61%

Choice	Votes	Vote %
Question 17-81 Advisory Question on Regulating Commercial Recreational Marijuana Production (Vote for 1)		
97 ballots (0 over voted, 5 blank voted), 214 registered voters, turnout 45.33%		
Yes	67	72.83%
No	25	27.17%
Total	92	100.00%

Precinct 46

Southern Oregon Education Service District Director, Zone 2 (Vote for 1)
141 ballots (0 over voted, 56 blank voted), 307 registered voters, turnout 45.93%

Toni Webb	61	71.76%
Jim Harrington	22	25.88%
Write-in	2	2.35%
Total	85	100.00%

Rogue Community College Board Member, Zone 2 (Vote for 1)
141 ballots (0 over voted, 57 blank voted), 307 registered voters, turnout 45.93%

Dean Wendle	53	63.10%
V Kirkpatrick-Pilger	29	34.52%
Write-in	2	2.38%
Total	84	100.00%

Three Rivers School District Director, Zone 1 (Vote for 1)
141 ballots (0 over voted, 70 blank voted), 307 registered voters, turnout 45.93%

Kate Dwyer	68	95.77%
Write-in	3	4.23%
Total	71	100.00%

Three Rivers School District Director, Zone 3 (Vote for 1)
141 ballots (0 over voted, 46 blank voted), 307 registered voters, turnout 45.93%

Amber Guient	32	33.68%
Rich Halsted	61	64.21%
Write-in	2	2.11%
Total	95	100.00%

Three Rivers School District Director, Zone 5 (Vote for 1)
141 ballots (0 over voted, 53 blank voted), 307 registered voters, turnout 45.93%

Jennifer Johnstun	50	56.82%
Ward Ockenden	36	40.91%
Write-in	2	2.27%
Total	88	100.00%

Applegate Fire Dist, Director, Pos 3 (Vote for 1)
25 ballots (0 over voted, 17 blank voted), 52 registered voters, turnout 48.08%

Lori Cooper	7	87.50%
Write-in	1	12.50%
Total	8	100.00%

Applegate Fire Dist, Director, Pos 4 (Vote for 1)
25 ballots (0 over voted, 17 blank voted), 52 registered voters, turnout 48.08%

Michael Parker	7	87.50%
Write-in	1	12.50%
Total	8	100.00%

Applegate Fire Dist, Director, Pos 5 (Vote for 1)
25 ballots (0 over voted, 16 blank voted), 52 registered voters, turnout 48.08%

Timothy J Vanleeuwen	8	88.89%
Write-in	1	11.11%

Statement of Votes Cast by Geography
Josephine County, May 16, 2017 Special Election
All Precincts, All Districts, All Contests
Official Results

Page: 64 of 71
2017-06-02
15:04:39

Total Ballots Cast: 28267, Registered Voters: 60640, Overall Turnout: 46.61%

Choice	Votes	Vote %
Total	9	100.00%

Williams Rural Fire Protection District Director, Position 3 (Vote for 1)

116 ballots (0 over voted, 40 blank voted), 255 registered voters, turnout 45.49%

Todd E Rumery	75	98.68%
Write-in	1	1.32%
Total	76	100.00%

Williams Rural Fire Protection District Director, Position 4 (Vote for 1)

116 ballots (0 over voted, 39 blank voted), 255 registered voters, turnout 45.49%

Bill Ertel	73	94.81%
Write-in	4	5.19%
Total	77	100.00%

Williams Rural Fire Protection District Director, Position 5 (Vote for 1)

116 ballots (0 over voted, 39 blank voted), 255 registered voters, turnout 45.49%

Wesley Nevotti	74	96.10%
Write-in	3	3.90%
Total	77	100.00%

Josephine Community Library District Board Member, Position 1 (Vote for 1)

0 ballots (0 over voted, 0 blank voted), 3 registered voters, turnout 0.00%

Beecher C Ellison	0	0.00%
Write-in	0	0.00%
Total	0	0.00%

Josephine Community Library District Board Member, Position 2 (Vote for 1)

0 ballots (0 over voted, 0 blank voted), 3 registered voters, turnout 0.00%

Laurel Samson	0	0.00%
Write-in	0	0.00%
Total	0	0.00%

Josephine Community Library District Board Member, Position 3 (Vote for 1)

0 ballots (0 over voted, 0 blank voted), 3 registered voters, turnout 0.00%

Jennifer Roberts	0	0.00%
Write-in	0	0.00%
Total	0	0.00%

Josephine Community Library District Board Member, Position 4 (Vote for 1)

0 ballots (0 over voted, 0 blank voted), 3 registered voters, turnout 0.00%

Judy Williams	0	0.00%
Write-in	0	0.00%
Total	0	0.00%

Josephine Community Library District Board Member, Position 5 (Vote for 1)

0 ballots (0 over voted, 0 blank voted), 3 registered voters, turnout 0.00%

John Harelson	0	0.00%
Write-in	0	0.00%
Total	0	0.00%

Question 17-77 Renewal of Local Option Tax Levy for Animal Shelter, Control (Vote for 1)

141 ballots (0 over voted, 2 blank voted), 307 registered voters, turnout 45.93%

Yes	88	63.31%
No	51	36.69%
Total	139	100.00%

Statement of Votes Cast by Geography
Josephine County, May 16, 2017 Special Election
All Precincts, All Districts, All Contests
Official Results

Page: 65 of 71
2017-06-02
15:04:39

Total Ballots Cast: 28267, Registered Voters: 60640, Overall Turnout: 46.61%

Choice	Votes	Vote %
Question 17-80 Adult Jail and Juvenile Detention Five Year Local Option Tax (Vote for 1)		
141 ballots (0 over voted, 1 blank voted), 307 registered voters, turnout 45.93%		
Yes	51	36.43%
No	89	63.57%
Total	140	100.00%

Question 17-81 Advisory Question on Regulating Commercial Recreational Marijuana Production (Vote for 1)		
141 ballots (0 over voted, 4 blank voted), 307 registered voters, turnout 45.93%		
Yes	90	65.69%
No	47	34.31%
Total	137	100.00%

Question 17-79 Form Library District with permanent rate to fund library services (Vote for 1)		
0 ballots (0 over voted, 0 blank voted), 3 registered voters, turnout 0.00%		
Yes	0	0.00%
No	0	0.00%
Total	0	0.00%

Precinct 47

Southern Oregon Education Service District Director, Zone 1 (Vote for 1)		
50 ballots (0 over voted, 20 blank voted), 114 registered voters, turnout 43.86%		
DonnaJean Wendle	26	86.67%
Write-in	4	13.33%
Total	30	100.00%

Rogue Community College Board Member, Zone 2 (Vote for 1)		
50 ballots (0 over voted, 14 blank voted), 114 registered voters, turnout 43.86%		
Dean Wendle	20	55.56%
V Kirkpatrick-Pilger	14	38.89%
Write-in	2	5.56%
Total	36	100.00%

Three Rivers School District Director, Zone 1 (Vote for 1)		
50 ballots (0 over voted, 23 blank voted), 114 registered voters, turnout 43.86%		
Kate Dwyer	25	92.59%
Write-in	2	7.41%
Total	27	100.00%

Three Rivers School District Director, Zone 3 (Vote for 1)		
50 ballots (0 over voted, 18 blank voted), 114 registered voters, turnout 43.86%		
Amber Guient	9	28.12%
Rich Halsted	21	65.62%
Write-in	2	6.25%
Total	32	100.00%

Three Rivers School District Director, Zone 5 (Vote for 1)		
50 ballots (0 over voted, 19 blank voted), 114 registered voters, turnout 43.86%		
Jennifer Johnstun	23	74.19%
Ward Ockenden	6	19.35%
Write-in	2	6.45%
Total	31	100.00%

Josephine Community Library District Board Member, Position 1 (Vote for 1)		
50 ballots (0 over voted, 23 blank voted), 114 registered voters, turnout 43.86%		
Beecher C Ellison	27	100.00%
Write-in	0	0.00%
Total	27	100.00%

Statement of Votes Cast by Geography
Josephine County, May 16, 2017 Special Election
All Precincts, All Districts, All Contests
Official Results

Page: 66 of 71
2017-06-02
15:04:39

Total Ballots Cast: 28267, Registered Voters: 60640, Overall Turnout: 46.61%

Choice	Votes	Vote %
Josephine Community Library District Board Member, Position 2 (Vote for 1) 50 ballots (0 over voted, 23 blank voted), 114 registered voters, turnout 43.86%		
Laurel Samson	25	92.59%
Write-in	2	7.41%
Total	27	100.00%

Josephine Community Library District Board Member, Position 3 (Vote for 1) 50 ballots (0 over voted, 21 blank voted), 114 registered voters, turnout 43.86%		
Jennifer Roberts	29	100.00%
Write-in	0	0.00%
Total	29	100.00%

Josephine Community Library District Board Member, Position 4 (Vote for 1) 50 ballots (0 over voted, 22 blank voted), 114 registered voters, turnout 43.86%		
Judy Williams	28	100.00%
Write-in	0	0.00%
Total	28	100.00%

Josephine Community Library District Board Member, Position 5 (Vote for 1) 50 ballots (0 over voted, 21 blank voted), 114 registered voters, turnout 43.86%		
John Harelson	29	100.00%
Write-in	0	0.00%
Total	29	100.00%

Question 17-77 Renewal of Local Option Tax Levy for Animal Shelter, Control (Vote for 1) 50 ballots (0 over voted, 0 blank voted), 114 registered voters, turnout 43.86%		
Yes	38	76.00%
No	12	24.00%
Total	50	100.00%

Question 17-80 Adult Jail and Juvenile Detention Five Year Local Option Tax (Vote for 1) 50 ballots (0 over voted, 0 blank voted), 114 registered voters, turnout 43.86%		
Yes	32	64.00%
No	18	36.00%
Total	50	100.00%

Question 17-81 Advisory Question on Regulating Commercial Recreational Marijuana Production (Vote for 1) 50 ballots (0 over voted, 1 blank voted), 114 registered voters, turnout 43.86%		
Yes	27	55.10%
No	22	44.90%
Total	49	100.00%

Question 17-79 Form Library District with permanent rate to fund library services (Vote for 1) 50 ballots (0 over voted, 1 blank voted), 114 registered voters, turnout 43.86%		
Yes	32	65.31%
No	17	34.69%
Total	49	100.00%

All Precincts

Southern Oregon Education Service District Director, Zone 1 (Vote for 1) 15448 ballots (1 over voted, 6876 blank voted), 35105 registered voters, turnout 44.01%		
DonnaJean Wendle	8336	97.26%
Write-in	235	2.74%
Total	8571	100.00%

Southern Oregon Education Service District Director, Zone 2 (Vote for 1) 12819 ballots (3 over voted, 4693 blank voted), 25535 registered voters, turnout 50.20%		
Toni Webb	5299	65.23%

Statement of Votes Cast by Geography
Josephine County, May 16, 2017 Special Election
All Precincts, All Districts, All Contests
Official Results

Page: 67 of 71
2017-06-02
15:04:39

Total Ballots Cast: 28267, Registered Voters: 60640, Overall Turnout: 46.61%

Choice	Votes	Vote %
Jim Harrington	2726	33.56%
Write-in	98	1.21%
Total	8123	100.00%

Rogue Community College Board Member, Zone 2 (Vote for 1)

15252 ballots (5 over voted, 5828 blank voted), 32796 registered voters, turnout 46.51%

Dean Wendle	5489	58.28%
V Kirkpatrick-Pilger	3828	40.64%
Write-in	102	1.08%
Total	9419	100.00%

Three Rivers School District Director, Zone 1 (Vote for 1)

17729 ballots (1 over voted, 7748 blank voted), 35602 registered voters, turnout 49.80%

Kate Dwyer	9756	97.76%
Write-in	224	2.24%
Total	9980	100.00%

Three Rivers School District Director, Zone 3 (Vote for 1)

17729 ballots (3 over voted, 6781 blank voted), 35602 registered voters, turnout 49.80%

Amber Guient	4183	38.22%
Rich Halsted	6643	60.69%
Write-in	119	1.09%
Total	10945	100.00%

Three Rivers School District Director, Zone 5 (Vote for 1)

17729 ballots (1 over voted, 6465 blank voted), 35602 registered voters, turnout 49.80%

Jennifer Johnstun	7760	68.90%
Ward Ockenden	3396	30.15%
Write-in	107	0.95%
Total	11263	100.00%

Grants Pass School District 7 Director, Position 3 (Vote for 1)

10538 ballots (3 over voted, 3744 blank voted), 25038 registered voters, turnout 42.09%

Doug Walker	3269	48.14%
Gary Richardson	3449	50.79%
Write-in	73	1.07%
Total	6791	100.00%

Grants Pass School District 7 Director, Position 4 (Vote for 1)

10538 ballots (0 over voted, 4657 blank voted), 25038 registered voters, turnout 42.09%

Debbie Brownell	5778	98.25%
Write-in	103	1.75%
Total	5881	100.00%

Grants Pass School District 7 Director, Position 5 (Vote for 1)

10538 ballots (0 over voted, 4800 blank voted), 25038 registered voters, turnout 42.09%

B Satterthwaite	5628	98.08%
Write-in	110	1.92%
Total	5738	100.00%

Grants Pass School District 7 Director, Position 7 (Vote for 1)

10538 ballots (0 over voted, 4810 blank voted), 25038 registered voters, turnout 42.09%

Kathy Luther	5613	97.99%
Write-in	115	2.01%
Total	5728	100.00%

Applegate Fire Dist, Director, Pos 3 (Vote for 1)

238 ballots (0 over voted, 101 blank voted), 532 registered voters, turnout 44.74%

Lori Cooper	135	98.54%
-------------	-----	--------

Statement of Votes Cast by Geography
Josephine County, May 16, 2017 Special Election
All Precincts, All Districts, All Contests
Official Results

Page: 68 of 71
2017-06-02
15:04:39

Total Ballots Cast: 28267, Registered Voters: 60640, Overall Turnout: 46.61%

Choice	Votes	Vote %
Write-in	2	1.46%
Total	137	100.00%

Applegate Fire Dist, Director, Pos 4 (Vote for 1)

238 ballots (0 over voted, 106 blank voted), 532 registered voters, turnout 44.74%

Michael Parker	130	98.48%
Write-in	2	1.52%
Total	132	100.00%

Applegate Fire Dist, Director, Pos 5 (Vote for 1)

238 ballots (0 over voted, 109 blank voted), 532 registered voters, turnout 44.74%

Timothy J Vanleeuwen	127	98.45%
Write-in	2	1.55%
Total	129	100.00%

Illinois Valley Rural Fire Protection District Director, Position 1 (Vote for 1)

3203 ballots (0 over voted, 1059 blank voted), 6829 registered voters, turnout 46.90%

Joe Feldhaus	1854	86.47%
Write-in	290	13.53%
Total	2144	100.00%

Illinois Valley Rural Fire Protection District Director, Position 2 (Vote for 1)

3203 ballots (0 over voted, 1203 blank voted), 6829 registered voters, turnout 46.90%

Richard R Bouchard	1942	97.10%
Write-in	58	2.90%
Total	2000	100.00%

Illinois Valley Rural Fire Protection District Director, Position 3 (Vote for 1)

3203 ballots (0 over voted, 1180 blank voted), 6829 registered voters, turnout 46.90%

Ron Humphres	1965	97.13%
Write-in	58	2.87%
Total	2023	100.00%

Williams Rural Fire Protection District Director, Position 3 (Vote for 1)

796 ballots (0 over voted, 297 blank voted), 1668 registered voters, turnout 47.72%

Todd E Rumery	488	97.80%
Write-in	11	2.20%
Total	499	100.00%

Williams Rural Fire Protection District Director, Position 4 (Vote for 1)

796 ballots (0 over voted, 296 blank voted), 1668 registered voters, turnout 47.72%

Bill Ertel	487	97.40%
Write-in	13	2.60%
Total	500	100.00%

Williams Rural Fire Protection District Director, Position 5 (Vote for 1)

796 ballots (0 over voted, 279 blank voted), 1668 registered voters, turnout 47.72%

Wesley Nevotti	510	98.65%
Write-in	7	1.35%
Total	517	100.00%

Wolf Creek Rural Fire Protection District Director, Position 1 (Vote for 1)

184 ballots (0 over voted, 42 blank voted), 442 registered voters, turnout 41.63%

Robyn Gerell	64	45.07%
Write-in	78	54.93%
Total	142	100.00%

Statement of Votes Cast by Geography
Josephine County, May 16, 2017 Special Election
All Precincts, All Districts, All Contests
Official Results

Page: 69 of 71
2017-06-02
15:04:39

Total Ballots Cast: 28267, Registered Voters: 60640, Overall Turnout: 46.61%

Choice	Votes	Vote %
Wolf Creek Rural Fire Protection District Director, Position 3 (Vote for 1)		
184 ballots (0 over voted, 49 blank voted), 442 registered voters, turnout 41.63%		
Douglas Reyes	121	89.63%
Write-in	14	10.37%
Total	135	100.00%

Wolf Creek Rural Fire Protection District Director, Position 4 (Vote for 1)		
184 ballots (0 over voted, 51 blank voted), 442 registered voters, turnout 41.63%		
Peter Kleine	119	89.47%
Write-in	14	10.53%
Total	133	100.00%

Merlin Park District Board Member, Position 1 (Vote for 1)		
622 ballots (0 over voted, 572 blank voted), 1259 registered voters, turnout 49.40%		
Write-in	50	100.00%
Total	50	100.00%

Merlin Park District Board Member, Position 2 (Vote for 1)		
622 ballots (0 over voted, 258 blank voted), 1259 registered voters, turnout 49.40%		
Robert C Welden	359	98.63%
Write-in	5	1.37%
Total	364	100.00%

Merlin Park District Board Member, Position 3 (Vote for 1)		
622 ballots (0 over voted, 263 blank voted), 1259 registered voters, turnout 49.40%		
Karen Welden	353	98.33%
Write-in	6	1.67%
Total	359	100.00%

Merlin Park District Board Member, Position 5 (Vote for 1)		
622 ballots (0 over voted, 256 blank voted), 1259 registered voters, turnout 49.40%		
James R Yadon	361	98.63%
Write-in	5	1.37%
Total	366	100.00%

Merlin/North Valley Sanitary District Board Member, Position 1 (Vote for 1)		
3 ballots (0 over voted, 0 blank voted), 5 registered voters, turnout 60.00%		
Brian Thompson	3	100.00%
Write-in	0	0.00%
Total	3	100.00%

Merlin/North Valley Sanitary District Board Member, Position 2 (Vote for 1)		
3 ballots (0 over voted, 1 blank voted), 5 registered voters, turnout 60.00%		
Lynn Costantino	2	100.00%
Write-in	0	0.00%
Total	2	100.00%

Merlin/North Valley Sanitary District Board Member, Position 3 (Vote for 1)		
3 ballots (0 over voted, 1 blank voted), 5 registered voters, turnout 60.00%		
J David Creech	2	100.00%
Write-in	0	0.00%
Total	2	100.00%

Kerby Water District Commissioner, Position 1 (Vote for 1)		
82 ballots (0 over voted, 25 blank voted), 207 registered voters, turnout 39.61%		
Geraldine G McLean	57	100.00%
Write-in	0	0.00%

Statement of Votes Cast by Geography
Josephine County, May 16, 2017 Special Election
All Precincts, All Districts, All Contests
Official Results

Page: 70 of 71
2017-06-02
15:04:39

Total Ballots Cast: 28267, Registered Voters: 60640, Overall Turnout: 46.61%

Choice	Votes	Vote %
Total	57	100.00%

Kerby Water District Commissioner, Position 2 (Vote for 1)

82 ballots (0 over voted, 24 blank voted), 207 registered voters, turnout 39.61%

Adrienne E Lilley	58	100.00%
Write-in	0	0.00%
Total	58	100.00%

Kerby Water District Commissioner, Position 3 (Vote for 1)

82 ballots (0 over voted, 25 blank voted), 207 registered voters, turnout 39.61%

Terry Plute	57	100.00%
Write-in	0	0.00%
Total	57	100.00%

Kerby Water District Commissioner, Position 4 (Vote for 1)

82 ballots (0 over voted, 21 blank voted), 207 registered voters, turnout 39.61%

John Plute	61	100.00%
Write-in	0	0.00%
Total	61	100.00%

Josephine Community Library District Board Member, Position 1 (Vote for 1)

11825 ballots (0 over voted, 5327 blank voted), 28199 registered voters, turnout 41.93%

Beecher C Ellison	6370	98.03%
Write-in	128	1.97%
Total	6498	100.00%

Josephine Community Library District Board Member, Position 2 (Vote for 1)

11825 ballots (0 over voted, 5248 blank voted), 28199 registered voters, turnout 41.93%

Laurel Samson	6409	97.45%
Write-in	168	2.55%
Total	6577	100.00%

Josephine Community Library District Board Member, Position 3 (Vote for 1)

11825 ballots (0 over voted, 5269 blank voted), 28199 registered voters, turnout 41.93%

Jennifer Roberts	6439	98.22%
Write-in	117	1.78%
Total	6556	100.00%

Josephine Community Library District Board Member, Position 4 (Vote for 1)

11825 ballots (0 over voted, 5318 blank voted), 28199 registered voters, turnout 41.93%

Judy Williams	6391	98.22%
Write-in	116	1.78%
Total	6507	100.00%

Josephine Community Library District Board Member, Position 5 (Vote for 1)

11825 ballots (0 over voted, 5246 blank voted), 28199 registered voters, turnout 41.93%

John Harelson	6443	97.93%
Write-in	136	2.07%
Total	6579	100.00%

Question 17-77 Renewal of Local Option Tax Levy for Animal Shelter, Control (Vote for 1)

28267 ballots (3 over voted, 531 blank voted), 60640 registered voters, turnout 46.61%

Yes	19457	70.16%
No	8276	29.84%
Total	27733	100.00%

Statement of Votes Cast by Geography
Josephine County, May 16, 2017 Special Election
All Precincts, All Districts, All Contests
Official Results

Page: 71 of 71
2017-06-02
15:04:39

Total Ballots Cast: 28267, Registered Voters: 60640, Overall Turnout: 46.61%


Choice	Votes	Vote %
Question 17-80 Adult Jail and Juvenile Detention Five Year Local Option Tax (Vote for 1)		
<u>28267 ballots (4 over voted, 337 blank voted), 60640 registered voters, turnout 46.61%</u>		
Yes	14639	52.42%
No	13287	47.58%
Total	27926	100.00%
Question 17-81 Advisory Question on Regulating Commercial Recreational Marijuana Production (Vote for 1)		
<u>28267 ballots (10 over voted, 1257 blank voted), 60640 registered voters, turnout 46.61%</u>		
Yes	17240	63.85%
No	9760	36.15%
Total	27000	100.00%
Question 17-78 Five year Levy to hire Firefighter/EMTs to serve Valley Residents (IVRFPD) (Vote for 1)		
<u>3203 ballots (0 over voted, 83 blank voted), 6829 registered voters, turnout 46.90%</u>		
Yes	1916	61.41%
No	1204	38.59%
Total	3120	100.00%
Question 17-82 Renewal of four-year local option tax for continued operations (WCRFPD) (Vote for 1)		
<u>184 ballots (0 over voted, 1 blank voted), 442 registered voters, turnout 41.63%</u>		
Yes	103	56.28%
No	80	43.72%
Total	183	100.00%
Question 17-79 Form Library District with permanent rate to fund library services (Vote for 1)		
<u>11825 ballots (1 over voted, 243 blank voted), 28199 registered voters, turnout 41.93%</u>		
Yes	6093	52.61%
No	5488	47.39%
Total	11581	100.00%

**Statement of Votes Cast
May 16, 2017 Special Election
Josephine County, Oregon**

*State of Oregon,)
Josephine County) ss.*

ABSTRACT OF VOTES

I, Trisha Myers, County Clerk & Recorder of said State and County do hereby certify that this report accurately summarizes the tally of votes cast at the May 16, 2017 Special Election.



Trisha Myers
County Clerk & Recorder
Josephine County, Oregon

06/02/17
Date

WRITE-IN REPORT

Merlin Park District, Member, Position 1

Wolf Creek Rural Fire Protection District, Director, Position 1

Statement of Votes Cast by Geography
Josephine County, May 16, 2017 Special Election
All Precincts, All Districts, Merlin Park District Board Member, Position 1
Report for Abstract of Write-Ins
Total Ballots Cast: 622

Page: 1 of 1
2017-06-02
15:10:04

Choice	Votes
Precinct 33	
Merlin Park District Board Member, Position 1 (Vote for 1)	
Write-in	0
Total	0
Precinct 35	
Merlin Park District Board Member, Position 1 (Vote for 1)	
Write-in	2
Total	2
Precinct 36	
Merlin Park District Board Member, Position 1 (Vote for 1)	
Write-in	16
Total	16
Precinct 42	
Merlin Park District Board Member, Position 1 (Vote for 1)	
Write-in	3
Total	3
Precinct 43	
Merlin Park District Board Member, Position 1 (Vote for 1)	
Write-in	29
Total	29
All Precincts	
Merlin Park District Board Member, Position 1 (Vote for 1)	
Write-in	50
Total	50

Statement of Votes Cast by Geography
Josephine County, May 16, 2017 Special Election
All Precincts, All Districts, Wolf Creek Rural Fire Protection District Director, Position 1
Report for Abstract of Write-Ins
Total Ballots Cast: 184

Page: 1 of 1
2017-06-02
15:11:07

Choice	Votes
--------	-------

Precinct 20

Wolf Creek Rural Fire Protection District Director, Position 1 (Vote for 1)

Robyn Gerell	17
<u>Write-in</u>	<u>33</u>
Total	50

Precinct 27

Wolf Creek Rural Fire Protection District Director, Position 1 (Vote for 1)

Robyn Gerell	46
<u>Write-in</u>	<u>43</u>
Total	89

Precinct 32

Wolf Creek Rural Fire Protection District Director, Position 1 (Vote for 1)

Robyn Gerell	1
<u>Write-in</u>	<u>2</u>
Total	3

All Precincts

Wolf Creek Rural Fire Protection District Director, Position 1 (Vote for 1)

Robyn Gerell	64
<u>Write-in</u>	<u>78</u>
Total	142

Merlin Park District, Member, Position 1

Trisha Myers
County Clerk & Recorder
Josephine County, Oregon

Date _____

Precinct Numbers	1	2	3	4	5	6	7	8	10	11	12	13	14	15	16	17	18	19	20	21	22	23	24	25	26	27	28	29	30	31	32	33	34	35	36	37	38	39	40	41	42	43	44	45	46	47	Total	
Name Precinct Totals	0 2 16 3 29																																															50
Blank																																																5
Statement																																																0
Indistinguishable																																																0
Jim Taylor																																																1
Glenn Dean																																																2
Maxwell Madsen																																																1
Robert Clair Killian																																																1
Ben Shapiro																																																1
C. Ceretti																																																1
Catherine Ceretti																																																1
George Soros																																																1
Margaret Yates																																																1
Harry McCormick																																																1
Mike Chanquet																																																1
Rick Sandys																																																1
Snoopy																																																1
Ron Deck																																																2
Philip Summers																																																1
Joseph Cowie																																																1
Gerry Rylander																																																1
Brenda Sisson																																																1
Ray Slusser																																																1
Cherlynn Burke																																																1
Cindy Snell																																																1
Jennifer Foutts																																																8
David Meisner																																																1
Lynda Spangler																																																3
Carolee Larson																																																2
Don Radon																																																1
Angela Cataldo																																																1
Kathleen L. Emde																																																1
J. Foutts																																																1
Dave Mathews																																																2
J. Lopez																																																1
Randy Paucel																																																1

Wolf Creek Rural Fire Protection District, Director, Position 1

6/2/17
Date

Precinct Numbers	1	2	3	4	5	6	7	8	9	10	11	12	13	14	15	16	17	18	19	20	21	22	23	24	25	26	27	28	29	30	31	32	33	34	35	36	37	38	39	40	41	42	43	44	45	46	47	Total																																											
Name Precinct Totals																																															33											43											2											78											
Blank																																																																																0											
Statement																																																																					1											1											
Indistinguishable																																																																																0											
Fabrun Holland																																																										2																						2											
Brian Carlton																																																										30											37											2											69
Roxanne McCoy																																																										1																						1											
B. Carlton																																																																					1											1											
Charles Smillie																																																																					2											2											
Brian Carlsen																																																																					2											2											