


Final Official Canvass of Votes
November 6, 2018 General Election
All Precincts, All Districts, All ScanStations, All Contests, All Boxes
Total Ballots Cast: 29249, Registered Voters: 44407, Overall Turnout: 65.87%

Page: 1 of 47
2018-11-21
09:11:51

US Representative, 4th District (Vote for 1)

Precinct	Ballots Cast	Reg. Voters	Total Votes	Art Robinson		Richard R Jacobson		Mike Beilstein		Peter DeFazio		Write-in		Over Votes	Under Votes
Precinct 01	1165	1777	1139	642	56.37%	24	2.11%	9	0.79%	464	40.74%	0	0.00%	0	26
Precinct 02	2193	3073	2158	1133	52.50%	28	1.30%	33	1.53%	961	44.53%	3	0.14%	0	35
Precinct 03	2497	3851	2452	1231	50.20%	46	1.88%	38	1.55%	1134	46.25%	3	0.12%	0	45
Precinct 04	1789	2768	1751	705	40.26%	31	1.77%	32	1.83%	983	56.14%	0	0.00%	0	38
Precinct 05	2744	4655	2687	1237	46.04%	50	1.86%	52	1.94%	1345	50.06%	3	0.11%	1	56
Precinct 06	1735	2572	1704	715	41.96%	20	1.17%	22	1.29%	946	55.52%	1	0.06%	0	31
Precinct 07	2024	3213	1993	799	40.09%	33	1.66%	25	1.25%	1134	56.90%	2	0.10%	1	30
Precinct 08	2610	4358	2570	1327	51.63%	35	1.36%	38	1.48%	1169	45.49%	1	0.04%	0	40
Precinct 09	279	460	276	133	48.19%	3	1.09%	3	1.09%	137	49.64%	0	0.00%	0	3
Precinct 10	2151	3010	2122	1156	54.48%	35	1.65%	20	0.94%	910	42.88%	1	0.05%	0	29
Precinct 11	1610	2243	1572	1005	63.93%	14	0.89%	13	0.83%	539	34.29%	1	0.06%	0	38
Precinct 12	1743	2628	1715	976	56.91%	30	1.75%	21	1.22%	687	40.06%	1	0.06%	0	28
Precinct 13	1009	1649	998	631	63.23%	16	1.60%	12	1.20%	338	33.87%	1	0.10%	1	10
Precinct 14	1345	1931	1328	961	72.36%	9	0.68%	6	0.45%	351	26.43%	1	0.08%	0	17
Precinct 15	407	588	396	243	61.36%	8	2.02%	9	2.27%	136	34.34%	0	0.00%	0	11
Precinct 16	1683	2348	1656	693	41.85%	28	1.69%	24	1.45%	911	55.01%	0	0.00%	0	27
Precinct 17	1960	2860	1933	1030	53.29%	15	0.78%	22	1.14%	864	44.70%	2	0.10%	0	27
Precinct 18	305	423	303	187	61.72%	7	2.31%	2	0.66%	107	35.31%	0	0.00%	0	2
Total	29249	44407	28753	14804	51.49%	432	1.50%	381	1.33%	13116	45.62%	20	0.07%	3	493

I hereby certify that the above
results are true and correct.



Debbie Heller, CCC
Coos County Clerk

Final Official Canvass of Votes
November 6, 2018 General Election
All Precincts, All Districts, All ScanStations, All Contests, All Boxes
Total Ballots Cast: 29249, Registered Voters: 44407, Overall Turnout: 65.87%

Page: 2 of 47
2018-11-21
09:11:51

Governor (Vote for 1)

Precinct	Ballots Cast	Reg. Voters	Total Votes	Aaron Auer		Nick Chen		Kate Brown		Knut Buehler		Patrick Starnes		Chris Henry		Write-in		Over Votes	Under Votes
Precinct 01	1164	1777	1132	14	1.24%	9	0.80%	325	28.71%	708	62.54%	61	5.39%	11	0.97%	4	0.35%	0	32
Precinct 02	2189	3073	2159	26	1.20%	29	1.34%	687	31.82%	1318	61.05%	78	3.61%	15	0.69%	6	0.28%	0	30
Precinct 03	2495	3851	2447	39	1.59%	48	1.96%	829	33.88%	1390	56.80%	114	4.66%	21	0.86%	6	0.25%	1	47
Precinct 04	1787	2768	1753	25	1.43%	38	2.17%	758	43.24%	842	48.03%	69	3.94%	17	0.97%	4	0.23%	0	34
Precinct 05	2742	4655	2692	48	1.78%	54	2.01%	999	37.11%	1404	52.15%	157	5.83%	26	0.97%	4	0.15%	0	50
Precinct 06	1731	2572	1696	29	1.71%	26	1.53%	720	42.45%	856	50.47%	49	2.89%	14	0.83%	2	0.12%	0	35
Precinct 07	2022	3213	1988	31	1.56%	46	2.31%	868	43.66%	942	47.38%	76	3.82%	18	0.91%	7	0.35%	0	34
Precinct 08	2610	4358	2578	53	2.06%	56	2.17%	829	32.16%	1477	57.29%	125	4.85%	31	1.20%	7	0.27%	0	32
Precinct 09	279	460	274	7	2.55%	4	1.46%	110	40.15%	145	52.92%	5	1.82%	2	0.73%	1	0.36%	0	5
Precinct 10	2151	3010	2109	35	1.66%	30	1.42%	607	28.78%	1331	63.11%	81	3.84%	21	1.00%	4	0.19%	0	42
Precinct 11	1609	2243	1584	35	2.21%	17	1.07%	367	23.17%	1098	69.32%	55	3.47%	11	0.69%	1	0.06%	0	25
Precinct 12	1740	2628	1714	44	2.57%	27	1.58%	464	27.07%	1066	62.19%	91	5.31%	21	1.23%	1	0.06%	0	26
Precinct 13	1009	1649	990	13	1.31%	19	1.92%	204	20.61%	673	67.98%	73	7.37%	7	0.71%	1	0.10%	1	18
Precinct 14	1345	1931	1328	23	1.73%	9	0.68%	249	18.75%	984	74.10%	55	4.14%	8	0.60%	0	0.00%	0	17
Precinct 15	407	588	394	20	5.08%	11	2.79%	88	22.34%	250	63.45%	22	5.58%	3	0.76%	0	0.00%	0	13
Precinct 16	1681	2348	1652	21	1.27%	33	2.00%	754	45.64%	763	46.19%	68	4.12%	11	0.67%	2	0.12%	0	29
Precinct 17	1957	2860	1937	40	2.07%	43	2.22%	680	35.11%	1081	55.81%	74	3.82%	17	0.88%	2	0.10%	0	20
Precinct 18	305	423	300	7	2.33%	6	2.00%	84	28.00%	192	64.00%	9	3.00%	2	0.67%	0	0.00%	0	5
Total	29223	44407	28727	510	1.78%	505	1.76%	9622	33.49%	16520	57.51%	1262	4.39%	256	0.89%	52	0.18%	2	494

I hereby certify that the above
results are true and correct.


Debbie Heller, CCC
Coos County Clerk



Final Official Canvass of Votes
November 6, 2018 General Election
All Precincts, All Districts, All ScanStations, All Contests, All Boxes
Total Ballots Cast: 29249, Registered Voters: 44407, Overall Turnout: 65.87%

Page: 3 of 47
2018-11-21
09:11:51

State Senator, 1st District (Vote for 1)

Precinct	Ballots Cast	Reg. Voters	Total Votes	Shannon Souza		Dallas Heard		Write-in		Over Votes	Under Votes
Precinct 09	279	460	268	131	48.88%	137	51.12%	0	0.00%	0	11
Precinct 10	2151	3010	2077	803	38.66%	1271	61.19%	3	0.14%	1	73
Precinct 11	1609	2243	1552	488	31.44%	1061	68.36%	3	0.19%	0	57
Precinct 12	1740	2628	1673	620	37.06%	1050	62.76%	3	0.18%	0	67
Precinct 13	1009	1649	962	295	30.67%	665	69.13%	2	0.21%	0	47
Precinct 14	1345	1931	1290	316	24.50%	973	75.43%	1	0.08%	0	55
Precinct 15	407	588	382	130	34.03%	252	65.97%	0	0.00%	0	25
Precinct 16	1681	2348	1624	871	53.63%	752	46.31%	1	0.06%	0	57
Precinct 17	1957	2860	1896	808	42.62%	1086	57.28%	2	0.11%	0	61
Precinct 18	305	423	294	100	34.01%	193	65.65%	1	0.34%	0	11
Total	12483	44407	12018	4562	37.96%	7440	61.91%	16	0.13%	1	464

I hereby certify that the above
results are true and correct.



Debbie Heller

Debbie Heller, CCC
Coos County Clerk

Final Official Canvass of Votes
November 6, 2018 General Election
All Precincts, All Districts, All ScanStations, All Contests, All Boxes
Total Ballots Cast: 29249, Registered Voters: 44407, Overall Turnout: 65.87%

Page: 4 of 47
2018-11-21
09:11:51

State Representative, 1st District (Vote for 1)

Precinct	Ballots Cast	Reg. Voters	Total Votes	Eldon Rollins		David Brock Smith		Write-in		Over Votes	Under Votes
Precinct 09	279	460	256	102	39.84%	153	59.77%	1	0.39%	0	23
Precinct 10	2151	3010	2035	642	31.55%	1384	68.01%	9	0.44%	1	115
Precinct 11	1609	2243	1522	384	25.23%	1133	74.44%	5	0.33%	0	87
Precinct 12	1740	2628	1658	525	31.66%	1128	68.03%	5	0.30%	1	81
Precinct 13	1009	1649	947	246	25.98%	697	73.60%	4	0.42%	0	62
Precinct 14	1345	1931	1282	269	20.98%	1011	78.86%	2	0.16%	0	63
Precinct 15	407	588	378	96	25.40%	282	74.60%	0	0.00%	0	29
Precinct 16	1681	2348	1598	762	47.68%	834	52.19%	2	0.13%	0	83
Precinct 17	1957	2860	1863	689	36.98%	1172	62.91%	2	0.11%	0	94
Precinct 18	305	423	295	89	30.17%	206	69.83%	0	0.00%	0	10
Total	12483	44407	11834	3804	32.14%	8000	67.60%	30	0.25%	2	647

I hereby certify that the above
results are true and correct.



Debbie Heller

Debbie Heller, CCC
Coos County Clerk


Final Official Canvass of Votes
November 6, 2018 General Election
All Precincts, All Districts, All ScanStations, All Contests, All Boxes
Total Ballots Cast: 29249, Registered Voters: 44407, Overall Turnout: 65.87%

Page: 5 of 47
2018-11-21
09:11:51


State Representative, 9th District (Vote for 1)

Precinct	Ballots Cast	Reg. Voters	Total Votes	Teri Grier		Caddy McKeown		Write-in		Over Votes	Under Votes
Precinct 01	1164	1777	1130	625	55.31%	505	44.69%	0	0.00%	0	34
Precinct 02	2189	3073	2121	1076	50.73%	1039	48.99%	6	0.28%	0	68
Precinct 03	2495	3851	2442	1198	49.06%	1237	50.66%	7	0.29%	0	53
Precinct 04	1787	2768	1746	712	40.78%	1019	58.36%	15	0.86%	0	41
Precinct 05	2742	4655	2673	1242	46.46%	1417	53.01%	14	0.52%	1	68
Precinct 06	1731	2572	1701	676	39.74%	1017	59.79%	8	0.47%	0	30
Precinct 07	2022	3213	1975	773	39.14%	1194	60.46%	8	0.41%	0	47
Precinct 08	2610	4358	2548	1279	50.20%	1259	49.41%	10	0.39%	0	62
Total	16740	26267	16336	7581	46.41%	8687	53.18%	68	0.42%	1	403

I hereby certify that the above
results are true and correct.



Debbie Heller, CCC
Coos County Clerk



Final Official Canvass of Votes
November 6, 2018 General Election
All Precincts, All Districts, All ScanStations, All Contests, All Boxes
Total Ballots Cast: 29249, Registered Voters: 44407, Overall Turnout: 65.87%

Page: 6 of 47
2018-11-21
09:11:51

Judge of the Supreme Court, Position 5 (Vote for 1)

Precinct	Ballots Cast	Reg. Voters	Total Votes	Adrienne Nelson		Write-in		Over Votes	Under Votes
Precinct 01	1164	1777	686	682	99.42%	4	0.58%	0	478
Precinct 02	2189	3073	1323	1302	98.41%	21	1.59%	0	866
Precinct 03	2495	3851	1566	1545	98.66%	21	1.34%	0	929
Precinct 04	1787	2768	1159	1147	98.96%	12	1.04%	0	628
Precinct 05	2742	4655	1768	1751	99.04%	17	0.96%	0	974
Precinct 06	1731	2572	1084	1073	98.99%	11	1.01%	0	647
Precinct 07	2022	3213	1282	1258	98.13%	24	1.87%	0	740
Precinct 08	2610	4358	1568	1552	98.98%	16	1.02%	0	1042
Precinct 09	279	460	144	136	94.44%	8	5.56%	0	135
Precinct 10	2151	3010	1213	1200	98.93%	13	1.07%	0	938
Precinct 11	1609	2243	850	830	97.65%	20	2.35%	1	758
Precinct 12	1740	2628	1060	1044	98.49%	16	1.51%	0	680
Precinct 13	1009	1649	664	652	98.19%	12	1.81%	0	345
Precinct 14	1345	1931	711	701	98.59%	10	1.41%	0	634
Precinct 15	407	588	231	229	99.13%	2	0.87%	0	176
Precinct 16	1681	2348	968	952	98.35%	16	1.65%	0	713
Precinct 17	1957	2860	1048	1030	98.28%	18	1.72%	0	909
Precinct 18	305	423	150	145	96.67%	5	3.33%	0	155
Total	29223	44407	17475	17229	98.59%	246	1.41%	1	11747

I hereby certify that the above
results are true and correct.



Debbie Heller

Debbie Heller, CCC
Coos County Clerk

Final Official Canvass of Votes
November 6, 2018 General Election
All Precincts, All Districts, All ScanStations, All Contests, All Boxes
Total Ballots Cast: 29249, Registered Voters: 44407, Overall Turnout: 65.87%

Page: 7 of 47
2018-11-21
09:11:51

Judge of the Court of Appeals, Position 2 (Vote for 1)

Precinct	Ballots Cast	Reg. Voters	Total Votes	Bronson D James		Write-in		Over Votes	Under Votes
Precinct 01	1164	1777	660	658	99.70%	2	0.30%	0	504
Precinct 02	2189	3073	1276	1262	98.90%	14	1.10%	0	913
Precinct 03	2495	3851	1517	1496	98.62%	21	1.38%	0	978
Precinct 04	1787	2768	1118	1107	99.02%	11	0.98%	0	669
Precinct 05	2742	4655	1730	1717	99.25%	13	0.75%	0	1012
Precinct 06	1731	2572	1047	1032	98.57%	15	1.43%	0	684
Precinct 07	2022	3213	1226	1204	98.21%	22	1.79%	0	796
Precinct 08	2610	4358	1519	1501	98.82%	18	1.18%	0	1091
Precinct 09	279	460	141	132	93.62%	9	6.38%	0	138
Precinct 10	2151	3010	1181	1172	99.24%	9	0.76%	0	970
Precinct 11	1609	2243	824	806	97.82%	18	2.18%	1	784
Precinct 12	1740	2628	1042	1027	98.56%	15	1.44%	0	698
Precinct 13	1009	1649	640	629	98.28%	11	1.72%	0	369
Precinct 14	1345	1931	694	686	98.85%	8	1.15%	0	651
Precinct 15	407	588	228	226	99.12%	2	0.88%	0	179
Precinct 16	1681	2348	918	905	98.58%	13	1.42%	0	763
Precinct 17	1957	2860	985	972	98.68%	13	1.32%	0	972
Precinct 18	305	423	146	143	97.95%	3	2.05%	0	159
Total	29223	44407	16892	16675	98.72%	217	1.28%	1	12330

I hereby certify that the above
results are true and correct.


Debbie Heller, CCC
Coos County Clerk




Final Official Canvass of Votes
November 6, 2018 General Election
All Precincts, All Districts, All ScanStations, All Contests, All Boxes
Total Ballots Cast: 29249, Registered Voters: 44407, Overall Turnout: 65.87%

Page: 8 of 47
2018-11-21
09:11:51

Judge of the Court of Appeals, Position 4 (Vote for 1)

Precinct	Ballots Cast	Reg. Voters	Total Votes	Robyn Ridler Aoyagi		Write-in		Over Votes	Under Votes
Precinct 01	1164	1777	669	666	99.55%	3	0.45%	0	495
Precinct 02	2189	3073	1291	1276	98.84%	15	1.16%	0	898
Precinct 03	2495	3851	1507	1483	98.41%	24	1.59%	0	988
Precinct 04	1787	2768	1132	1122	99.12%	10	0.88%	0	655
Precinct 05	2742	4655	1739	1727	99.31%	12	0.69%	0	1003
Precinct 06	1731	2572	1046	1033	98.76%	13	1.24%	0	685
Precinct 07	2022	3213	1239	1219	98.39%	20	1.61%	0	783
Precinct 08	2610	4358	1529	1509	98.69%	20	1.31%	0	1081
Precinct 09	279	460	143	135	94.41%	8	5.59%	0	136
Precinct 10	2151	3010	1197	1186	99.08%	11	0.92%	0	954
Precinct 11	1609	2243	831	811	97.59%	20	2.41%	1	777
Precinct 12	1740	2628	1049	1034	98.57%	15	1.43%	0	691
Precinct 13	1009	1649	647	638	98.61%	9	1.39%	0	362
Precinct 14	1345	1931	701	691	98.57%	10	1.43%	0	644
Precinct 15	407	588	229	227	99.13%	2	0.87%	0	178
Precinct 16	1681	2348	956	943	98.64%	13	1.36%	0	725
Precinct 17	1957	2860	1016	1008	99.21%	8	0.79%	0	941
Precinct 18	305	423	143	141	98.60%	2	1.40%	0	162
Total	29223	44407	17064	16849	98.74%	215	1.26%	1	12158

I hereby certify that the above
results are true and correct.



Debbie Heller

Debbie Heller, CCC
Coos County Clerk

Final Official Canvass of Votes
November 6, 2018 General Election
All Precincts, All Districts, All ScanStations, All Contests, All Boxes
Total Ballots Cast: 29249, Registered Voters: 44407, Overall Turnout: 65.87%

Page: 9 of 47
2018-11-21
09:11:51

Judge of the Court of Appeals, Position 7 (Vote for 1)

Precinct	Ballots Cast	Reg. Voters	Total Votes	Steven R Powers		Write-in		Over Votes	Under Votes
Precinct 01	1164	1777	659	655	99.39%	4	0.61%	0	505
Precinct 02	2189	3073	1285	1267	98.60%	18	1.40%	0	904
Precinct 03	2495	3851	1507	1487	98.67%	20	1.33%	0	988
Precinct 04	1787	2768	1113	1101	98.92%	12	1.08%	0	674
Precinct 05	2742	4655	1728	1714	99.19%	14	0.81%	0	1014
Precinct 06	1731	2572	1042	1032	99.04%	10	0.96%	0	689
Precinct 07	2022	3213	1223	1204	98.45%	19	1.55%	0	799
Precinct 08	2610	4358	1505	1492	99.14%	13	0.86%	0	1105
Precinct 09	279	460	143	136	95.10%	7	4.90%	0	136
Precinct 10	2151	3010	1185	1176	99.24%	9	0.76%	0	966
Precinct 11	1609	2243	833	814	97.72%	19	2.28%	1	775
Precinct 12	1740	2628	1045	1033	98.85%	12	1.15%	0	695
Precinct 13	1009	1649	643	634	98.60%	9	1.40%	0	366
Precinct 14	1345	1931	697	689	98.85%	8	1.15%	0	648
Precinct 15	407	588	231	229	99.13%	2	0.87%	0	176
Precinct 16	1681	2348	938	929	99.04%	9	0.96%	0	743
Precinct 17	1957	2860	996	985	98.90%	11	1.10%	0	961
Precinct 18	305	423	143	140	97.90%	3	2.10%	0	162
Total	29223	44407	16916	16717	98.82%	199	1.18%	1	12306

I hereby certify that the above
results are true and correct.



Debbie Heller

Debbie Heller, CCC
Coos County Clerk

Final Official Canvass of Votes
November 6, 2018 General Election
All Precincts, All Districts, All ScanStations, All Contests, All Boxes
Total Ballots Cast: 29249, Registered Voters: 44407, Overall Turnout: 65.87%

Page: 10 of 47
2018-11-21
09:11:51

Judge of the Oregon Tax Court (Vote for 1)

Precinct	Ballots Cast	Reg. Voters	Total Votes	Robert Manicke		Write-in		Over Votes	Under Votes
Precinct 01	1164	1777	652	648	99.39%	4	0.61%	0	512
Precinct 02	2189	3073	1270	1256	98.90%	14	1.10%	0	919
Precinct 03	2495	3851	1488	1468	98.66%	20	1.34%	0	1007
Precinct 04	1787	2768	1112	1102	99.10%	10	0.90%	0	675
Precinct 05	2742	4655	1719	1705	99.19%	14	0.81%	0	1023
Precinct 06	1731	2572	1026	1014	98.83%	12	1.17%	0	705
Precinct 07	2022	3213	1216	1199	98.60%	17	1.40%	0	806
Precinct 08	2610	4358	1504	1491	99.14%	13	0.86%	0	1106
Precinct 09	279	460	141	134	95.04%	7	4.96%	0	138
Precinct 10	2151	3010	1193	1184	99.25%	9	0.75%	0	958
Precinct 11	1609	2243	826	813	98.43%	13	1.57%	0	783
Precinct 12	1740	2628	1053	1039	98.67%	14	1.33%	0	687
Precinct 13	1009	1649	644	632	98.14%	12	1.86%	0	365
Precinct 14	1345	1931	700	694	99.14%	6	0.86%	0	645
Precinct 15	407	588	231	229	99.13%	2	0.87%	0	176
Precinct 16	1681	2348	943	932	98.83%	11	1.17%	0	738
Precinct 17	1957	2860	992	982	98.99%	10	1.01%	0	965
Precinct 18	305	423	151	149	98.68%	2	1.32%	0	154
Total	29223	44407	16861	16671	98.87%	190	1.13%	0	12362

I hereby certify that the above
results are true and correct.



Debbie Heller

Debbie Heller, CCC
Coos County Clerk

Final Official Canvass of Votes
November 6, 2018 General Election
All Precincts, All Districts, All ScanStations, All Contests, All Boxes
Total Ballots Cast: 29249, Registered Voters: 44407, Overall Turnout: 65.87%

Page: 11 of 47
2018-11-21
09:11:51

Judge of the Circuit Court, 15th District, Position 2 (Vote for 1)

Precinct	Ballots Cast	Reg. Voters	Total Votes	Andrew E Combs	Write-in	Over Votes	Under Votes
Precinct 01	1164	1777	661	660 99.85%	1 0.15%	1	502
Precinct 02	2189	3073	1313	1299 98.93%	14 1.07%	0	876
Precinct 03	2495	3851	1533	1515 98.83%	18 1.17%	0	962
Precinct 04	1787	2768	1132	1125 99.38%	7 0.62%	0	655
Precinct 05	2742	4655	1734	1722 99.31%	12 0.69%	0	1008
Precinct 06	1731	2572	1069	1054 98.60%	15 1.40%	0	662
Precinct 07	2022	3213	1243	1224 98.47%	19 1.53%	0	779
Precinct 08	2610	4358	1523	1508 99.02%	15 0.98%	0	1087
Precinct 09	279	460	148	143 96.62%	5 3.38%	0	131
Precinct 10	2151	3010	1207	1193 98.84%	14 1.16%	0	944
Precinct 11	1609	2243	870	861 98.97%	9 1.03%	0	739
Precinct 12	1740	2628	1078	1061 98.42%	17 1.58%	0	662
Precinct 13	1009	1649	703	695 98.86%	8 1.14%	0	306
Precinct 14	1345	1931	856	847 98.95%	9 1.05%	0	489
Precinct 15	407	588	259	257 99.23%	2 0.77%	0	148
Precinct 16	1681	2348	926	917 99.03%	9 0.97%	0	755
Precinct 17	1957	2860	983	974 99.08%	9 0.92%	0	974
Precinct 18	305	423	154	151 98.05%	3 1.95%	0	151
Total	29223	44407	17392	17206 98.93%	186 1.07%	1	11830

I hereby certify that the above
results are true and correct.



Debbie Heller

Debbie Heller, CCC
Coos County Clerk

Final Official Canvass of Votes
November 6, 2018 General Election
All Precincts, All Districts, All ScanStations, All Contests, All Boxes
Total Ballots Cast: 29249, Registered Voters: 44407, Overall Turnout: 65.87%

Page: 12 of 47
2018-11-21
09:11:51

County Commissioner, Position 2 (Vote for 1)

Precinct	Ballots Cast	Reg. Voters	Total Votes	Katy Eymann		John W Sweet		Write-in		Over Votes	Under Votes
Precinct 01	1164	1777	1018	367	36.05%	651	63.95%	0	0.00%	0	146
Precinct 02	2189	3073	2033	850	41.81%	1178	57.94%	5	0.25%	0	156
Precinct 03	2495	3851	2330	917	39.36%	1397	59.96%	16	0.69%	1	164
Precinct 04	1787	2768	1673	786	46.98%	884	52.84%	3	0.18%	1	113
Precinct 05	2742	4655	2495	1163	46.61%	1323	53.03%	9	0.36%	4	243
Precinct 06	1731	2572	1615	687	42.54%	926	57.34%	2	0.12%	1	115
Precinct 07	2022	3213	1878	868	46.22%	997	53.09%	13	0.69%	1	143
Precinct 08	2610	4358	2368	1034	43.67%	1314	55.49%	20	0.84%	2	240
Precinct 09	279	460	248	119	47.98%	129	52.02%	0	0.00%	0	31
Precinct 10	2151	3010	2016	821	40.72%	1190	59.03%	5	0.25%	0	135
Precinct 11	1609	2243	1473	570	38.70%	894	60.69%	9	0.61%	0	136
Precinct 12	1740	2628	1640	629	38.35%	1009	61.52%	2	0.12%	3	97
Precinct 13	1009	1649	924	326	35.28%	594	64.29%	4	0.43%	0	85
Precinct 14	1345	1931	1236	358	28.96%	873	70.63%	5	0.40%	0	109
Precinct 15	407	588	375	123	32.80%	250	66.67%	2	0.53%	0	32
Precinct 16	1681	2348	1555	810	52.09%	741	47.65%	4	0.26%	0	126
Precinct 17	1957	2860	1792	742	41.41%	1044	58.26%	6	0.33%	1	164
Precinct 18	305	423	283	106	37.46%	176	62.19%	1	0.35%	0	22
Total	29223	44407	26952	11276	41.84%	15570	57.77%	106	0.39%	14	2257

I hereby certify that the above
results are true and correct.



Debbie Heller

Debbie Heller, CCC
Coos County Clerk

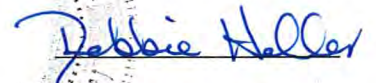
Final Official Canvass of Votes
November 6, 2018 General Election
All Precincts, All Districts, All ScanStations, All Contests, All Boxes
Total Ballots Cast: 29249, Registered Voters: 44407, Overall Turnout: 65.87%

Page: 13 of 47
2018-11-21
09:11:51


County Clerk (Vote for 1)

Precinct	Ballots Cast	Reg. Voters	Total Votes	Debbie Heller	Write-in	Over Votes	Under Votes
Precinct 01	1164	1777	684	682 99.71%	2 0.29%	0	480
Precinct 02	2189	3073	1350	1340 99.26%	10 0.74%	0	839
Precinct 03	2495	3851	1600	1586 99.12%	14 0.88%	0	895
Precinct 04	1787	2768	1180	1162 98.47%	18 1.53%	0	607
Precinct 05	2742	4655	1803	1791 99.33%	12 0.67%	0	939
Precinct 06	1731	2572	1098	1090 99.27%	8 0.73%	0	633
Precinct 07	2022	3213	1286	1272 98.91%	14 1.09%	0	736
Precinct 08	2610	4358	1593	1581 99.25%	12 0.75%	0	1017
Precinct 09	279	460	149	147 98.66%	2 1.34%	0	130
Precinct 10	2151	3010	1286	1270 98.76%	16 1.24%	0	865
Precinct 11	1609	2243	960	948 98.75%	12 1.25%	0	649
Precinct 12	1740	2628	1176	1159 98.55%	17 1.45%	0	564
Precinct 13	1009	1649	690	685 99.28%	5 0.72%	0	319
Precinct 14	1345	1931	781	774 99.10%	7 0.90%	0	564
Precinct 15	407	588	242	240 99.17%	2 0.83%	0	165
Precinct 16	1681	2348	994	984 98.99%	10 1.01%	0	687
Precinct 17	1957	2860	1058	1044 98.68%	14 1.32%	0	899
Precinct 18	305	423	160	160 100.00%	0 0.00%	0	145
Total	29223	44407	18090	17915 99.03%	175 0.97%	0	11133

I hereby certify that the above
results are true and correct.



Debbie Heller, CCC
Coos County Clerk



Final Official Canvass of Votes
November 6, 2018 General Election
All Precincts, All Districts, All ScanStations, All Contests, All Boxes
Total Ballots Cast: 29249, Registered Voters: 44407, Overall Turnout: 65.87%

Page: 14 of 47
2018-11-21
09:11:51

County Sheriff (Vote for 1)

Precinct	Ballots Cast	Reg. Voters	Total Votes	Craig Zanni		M A Kinnaird		Write-in		Over Votes	Under Votes
Precinct 01	1164	1777	929	466	50.16%	459	49.41%	4	0.43%	0	235
Precinct 02	2189	3073	1832	1263	68.94%	562	30.68%	7	0.38%	0	357
Precinct 03	2495	3851	2153	1475	68.51%	661	30.70%	17	0.79%	1	341
Precinct 04	1787	2768	1510	1055	69.87%	446	29.54%	9	0.60%	0	277
Precinct 05	2742	4655	2223	1465	65.90%	746	33.56%	12	0.54%	0	519
Precinct 06	1731	2572	1386	953	68.76%	422	30.45%	11	0.79%	0	345
Precinct 07	2022	3213	1641	1107	67.46%	517	31.51%	17	1.04%	1	380
Precinct 08	2610	4358	2178	1379	63.31%	791	36.32%	8	0.37%	0	432
Precinct 09	279	460	216	147	68.06%	68	31.48%	1	0.46%	0	63
Precinct 10	2151	3010	1785	1239	69.41%	538	30.14%	8	0.45%	1	365
Precinct 11	1609	2243	1378	1029	74.67%	346	25.11%	3	0.22%	0	231
Precinct 12	1740	2628	1578	1101	69.77%	468	29.66%	9	0.57%	0	162
Precinct 13	1009	1649	866	573	66.17%	289	33.37%	4	0.46%	0	143
Precinct 14	1345	1931	1137	844	74.23%	287	25.24%	6	0.53%	0	208
Precinct 15	407	588	362	244	67.40%	116	32.04%	2	0.55%	0	45
Precinct 16	1681	2348	1227	801	65.28%	420	34.23%	6	0.49%	0	454
Precinct 17	1957	2860	1467	1020	69.53%	442	30.13%	5	0.34%	0	490
Precinct 18	305	423	241	177	73.44%	63	26.14%	1	0.41%	0	64
Total	29223	44407	24109	16338	67.77%	7641	31.69%	130	0.54%	3	5111



I hereby certify that the above
results are true and correct.

Debbie Heller

Debbie Heller, CCC
Coos County Clerk

Final Official Canvass of Votes
November 6, 2018 General Election
All Precincts, All Districts, All ScanStations, All Contests, All Boxes
Total Ballots Cast: 29249, Registered Voters: 44407, Overall Turnout: 65.87%

Page: 15 of 47
2018-11-21
09:11:51

Mayor - Bandon City (Vote for 1)

Precinct	Ballots Cast	Reg. Voters	Total Votes	Mary Schamehorn	Write-in	Over Votes	Under Votes
Precinct 16	1681	2348	1133	975 86.05%	158 13.95%	0	548
Total	1681	2348	1133	975 86.05%	158 13.95%	0	548

I hereby certify that the above
results are true and correct.



Debbie Heller

Debbie Heller, CCC
Coos County Clerk

Final Official Canvass of Votes
November 6, 2018 General Election
All Precincts, All Districts, All ScanStations, All Contests, All Boxes
Total Ballots Cast: 29249, Registered Voters: 44407, Overall Turnout: 65.87%

Page: 16 of 47
2018-11-21
09:11:51

City Councilor - Bandon City (Vote for 3)

Precinct	Ballots Cast	Reg. Voters	Total Votes	Chris Powell		Peter Braun		Madeline Seymour		Write-in		Write-in		Write-in		Over Votes	Under Votes
Precinct 16	1681	2348	2908	879	30.23%	984	33.84%	896	30.81%	80	2.75%	45	1.55%	24	0.83%	0	2135
Total	1681	2348	2908	879	30.23%	984	33.84%	896	30.81%	80	2.75%	45	1.55%	24	0.83%	0	2135

I hereby certify that the above
results are true and correct.



Debbie Heller

Debbie Heller, CCC
Coos County Clerk


Final Official Canvass of Votes
November 6, 2018 General Election
All Precincts, All Districts, All ScanStations, All Contests, All Boxes
Total Ballots Cast: 29249, Registered Voters: 44407, Overall Turnout: 65.87%

Page: 17 of 47
2018-11-21
09:11:51

Mayor - Coos Bay City (Vote for 1)

Precinct	Ballots Cast	Reg. Voters	Total Votes	Joe Benetti	Write-in	Over Votes	Under Votes
Precinct 05	2701	4655	1894	1795 94.77%	99 5.23%	0	807
Precinct 06	1731	2572	1226	1161 94.70%	65 5.30%	1	504
Precinct 07	2016	3213	1419	1307 92.11%	112 7.89%	0	597
Total	6448	10440	4539	4263 93.92%	276 6.08%	1	1908

I hereby certify that the above
results are true and correct.



Debbie Heller

Debbie Heller, CCC
Coos County Clerk


Final Official Canvass of Votes
November 6, 2018 General Election
All Precincts, All Districts, All ScanStations, All Contests, All Boxes
Total Ballots Cast: 29249, Registered Voters: 44407, Overall Turnout: 65.87%

Page: 18 of 47
2018-11-21
09:11:51

City Councilor - Coos Bay City (Vote for 3)

Precinct	Ballots Cast	Reg. Voters	Total Votes	Philip Marler	Carmen Matthews	Rob Miles	Write-in	Write-in	Write-in	Over Votes	Under Votes
Precinct 05	2701	4655	4556	1398 30.68%	1621 35.58%	1483 32.55%	34 0.75%	14 0.31%	6 0.13%	0	3547
Precinct 06	1731	2572	2978	879 29.52%	1064 35.73%	979 32.87%	38 1.28%	14 0.47%	4 0.13%	0	2215
Precinct 07	2016	3213	3453	1038 30.06%	1214 35.16%	1133 32.81%	41 1.19%	16 0.46%	11 0.32%	0	2595
Total	6448	10440	10987	3315 30.17%	3899 35.49%	3595 32.72%	113 1.03%	44 0.40%	21 0.19%	0	8357

I hereby certify that the above
results are true and correct.



Debbie Heller

Debbie Heller, CCC
Coos County Clerk

Final Official Canvass of Votes
November 6, 2018 General Election
All Precincts, All Districts, All ScanStations, All Contests, All Boxes
Total Ballots Cast: 29249, Registered Voters: 44407, Overall Turnout: 65.87%

Page: 19 of 47
2018-11-21
09:11:51

Mayor - Coquille City (Vote for 1)

Precinct	Ballots Cast	Reg. Voters	Total Votes	Clifford W Wheeler	Kathryn (Kathi) Simonetti	Write-in	Over Votes	Under Votes
Precinct 12	1740	2628	1552	764 49.23%	778 50.13%	10 0.64%	0	188
Total	1740	2628	1552	764 49.23%	778 50.13%	10 0.64%	0	188

I hereby certify that the above
results are true and correct.



Debbie Heller, CCC
Coos County Clerk

Final Official Canvass of Votes
November 6, 2018 General Election
All Precincts, All Districts, All ScanStations, All Contests, All Boxes
Total Ballots Cast: 29249, Registered Voters: 44407, Overall Turnout: 65.87%

City Councilor - Coquille City (Vote for 3)

Precinct	Ballots Cast	Reg. Voters	Total Votes	Matt Rowe		Brandy Olmstead		Mike Layton		Darlene Storm Andrews		Jo Teel		Ann Parker		Sheena Corbus		Dave A Chappelle		Yvonne-Cher Skye	
Precinct 12	1740	2628	4276	688	16.09%	226	5.29%	714	16.70%	477	11.16%	249	5.82%	547	12.79%	393	9.19%	379	8.86%	146	3.41%
Total	1740	2628	4276	688	16.09%	226	5.29%	714	16.70%	477	11.16%	249	5.82%	547	12.79%	393	9.19%	379	8.86%	146	3.41%

Final Official Canvass of Votes
November 6, 2018 General Election
All Precincts, All Districts, All ScanStations, All Contests, All Boxes
Total Ballots Cast: 29249, Registered Voters: 44407, Overall Turnout: 65.87%

Page: 21 of 47
2018-11-21
09:11:51

City Councilor - Coquille City (Vote for 3)

Precinct	Ballots Cast	Reg. Voters	Total Votes	William Daily		Donna Hundley		Write-in		Write-in		Write-in		Over Votes	Under Votes
Precinct 12	1740	2628	4276	204	4.77%	222	5.19%	18	0.42%	8	0.19%	5	0.12%	6	938
Total	1740	2628	4276	204	4.77%	222	5.19%	18	0.42%	8	0.19%	5	0.12%	6	938

I hereby certify that the above
results are true and correct.



Debbie Heller

Debbie Heller, CCC
Coos County Clerk

Final Official Canvass of Votes
November 6, 2018 General Election
All Precincts, All Districts, All ScanStations, All Contests, All Boxes
Total Ballots Cast: 29249, Registered Voters: 44407, Overall Turnout: 65.87%

Page: 22 of 47
2018-11-21
09:11:51

Mayor - Lakeside City (Vote for 1)

Precinct	Ballots Cast	Reg. Voters	Total Votes	Anni L Anderson		Ronald W Grenier		James Edwards		Write-in		Over Votes	Under Votes
Precinct 01	948	1777	801	243	30.34%	77	9.61%	473	59.05%	8	1.00%	0	147
Total	948	1777	801	243	30.34%	77	9.61%	473	59.05%	8	1.00%	0	147

I hereby certify that the above
results are true and correct.



Debbie Heller

Debbie Heller, CCC
Coos County Clerk

Final Official Canvass of Votes
November 6, 2018 General Election
All Precincts, All Districts, All ScanStations, All Contests, All Boxes
Total Ballots Cast: 29249, Registered Voters: 44407, Overall Turnout: 65.87%

City Councilor - Lakeside City (Vote for 3)

Precinct	Ballots Cast	Reg. Voters	Total Votes	Debbie Rose		Elaine L Armstrong		Kristin Adams		Alan Gilbert Pointer		Diane Beggs		Rudy Sherych		Linda M Sherych		Shauleen Higgins		Write-in	
Precinct 01	948	1777	2079	258	12.41%	240	11.54%	243	11.69%	400	19.24%	255	12.27%	205	9.86%	184	8.85%	288	13.85%	5	0.24%
Total	948	1777	2079	258	12.41%	240	11.54%	243	11.69%	400	19.24%	255	12.27%	205	9.86%	184	8.85%	288	13.85%	5	0.24%

Final Official Canvass of Votes
November 6, 2018 General Election
All Precincts, All Districts, All ScanStations, All Contests, All Boxes
Total Ballots Cast: 29249, Registered Voters: 44407, Overall Turnout: 65.87%

Page: 24 of 47
2018-11-21
09:11:51

City Councilor - Lakeside City (Vote for 3)

Precinct	Ballots Cast	Reg. Voters	Total Votes	Write-in		Write-in		Over Votes	Under Votes
Precinct 01	948	1777	2079	1	0.05%	0	0.00%	0	765
Total	948	1777	2079	1	0.05%	0	0.00%	0	765

I hereby certify that the above
results are true and correct.



Debbie Heller

Debbie Heller, CCC
Coos County Clerk

Final Official Canvass of Votes
November 6, 2018 General Election
All Precincts, All Districts, All ScanStations, All Contests, All Boxes
Total Ballots Cast: 29249, Registered Voters: 44407, Overall Turnout: 65.87%

Page: 25 of 47
2018-11-21
09:11:51

Mayor - Myrtle Point City (Vote for 1)

Precinct	Ballots Cast	Reg. Voters	Total Votes	Barbara Carter		Bill Schaefer		Write-in		Over Votes	Under Votes
Precinct 13	1009	1649	893	404	45.24%	482	53.98%	7	0.78%	0	116
Total	1009	1649	893	404	45.24%	482	53.98%	7	0.78%	0	116

I hereby certify that the above
results are true and correct.



Debbie Heller

Debbie Heller, CCC
Coos County Clerk

Final Official Canvass of Votes
November 6, 2018 General Election
All Precincts, All Districts, All ScanStations, All Contests, All Boxes
Total Ballots Cast: 29249, Registered Voters: 44407, Overall Turnout: 65.87%

Page: 26 of 47
2018-11-21
09:11:51

City Councilor - Myrtle Point City (Vote for 3)

Precinct	Ballots Cast	Reg. Voters	Total Votes	Samantha Clayburn	Stephanie A Martell	Daniel Martin	Write-in	Write-in	Write-in	Over Votes	Under Votes
Precinct 13	1009	1649	1968	629 31.96%	650 33.03%	632 32.11%	32 1.63%	16 0.81%	9 0.46%	3	1056
Total	1009	1649	1968	629 31.96%	650 33.03%	632 32.11%	32 1.63%	16 0.81%	9 0.46%	3	1056



I hereby certify that the above
results are true and correct.

Debbie Heller

Debbie Heller, CCC
Coos County Clerk

Final Official Canvass of Votes
November 6, 2018 General Election
All Precincts, All Districts, All ScanStations, All Contests, All Boxes
Total Ballots Cast: 29249, Registered Voters: 44407, Overall Turnout: 65.87%

Page: 27 of 47
2018-11-21
09:11:51

City Councilor - Myrtle Point City - 2 Yr (Vote for 2)

Precinct	Ballots Cast	Reg. Voters	Total Votes	Dustin Backman		Leif M Schrader		Gary Sullivan		Write-in		Write-in		Over Votes	Under Votes
Precinct 13	1009	1649	1405	578	41.14%	383	27.26%	423	30.11%	14	1.00%	7	0.50%	14	599
Total	1009	1649	1405	578	41.14%	383	27.26%	423	30.11%	14	1.00%	7	0.50%	14	599

I hereby certify that the above
results are true and correct.



Debbie Heller

Debbie Heller, CCC
Coos County Clerk

Final Official Canvass of Votes
November 6, 2018 General Election
All Precincts, All Districts, All ScanStations, All Contests, All Boxes
Total Ballots Cast: 29249, Registered Voters: 44407, Overall Turnout: 65.87%

Page: 28 of 47
2018-11-21
09:11:51

Mayor - North Bend City (Vote for 1)

Precinct	Ballots Cast	Reg. Voters	Total Votes	Rick Wetherell		Timm Slater		Write-in		Over Votes	Under Votes
Precinct 03	2495	3851	2301	1428	62.06%	855	37.16%	18	0.78%	1	193
Precinct 04	1787	2768	1635	964	58.96%	664	40.61%	7	0.43%	0	152
Precinct 05	32	0	31	16	51.61%	15	48.39%	0	0.00%	0	1
Total	4314	6619	3967	2408	60.70%	1534	38.67%	25	0.63%	1	346



I hereby certify that the above
results are true and correct.

Debbie Heller

Debbie Heller, CCC
Coos County Clerk

Final Official Canvass of Votes
November 6, 2018 General Election
All Precincts, All Districts, All ScanStations, All Contests, All Boxes
Total Ballots Cast: 29249, Registered Voters: 44407, Overall Turnout: 65.87%

Page: 29 of 47
2018-11-21
09:11:51

City Councilor - North Bend City (Vote for 3)

Precinct	Ballots Cast	Reg. Voters	Total Votes	Bill Richardson	Pat Goll	Larry Garboden	Jessica Engelke	Write-in	Write-in	Write-in	Over Votes	Under Votes
Precinct 03	2495	3851	5433	1446 26.62%	1184 21.79%	1209 22.25%	1520 27.98%	50 0.92%	20 0.37%	4 0.07%	3	2049
Precinct 04	1787	2768	3862	986 25.53%	847 21.93%	853 22.09%	1139 29.49%	28 0.73%	7 0.18%	2 0.05%	3	1496
Precinct 05	32	0	72	19 26.39%	14 19.44%	18 25.00%	21 29.17%	0 0.00%	0 0.00%	0 0.00%	0	24
Total	4314	6619	9367	2451 26.17%	2045 21.83%	2080 22.21%	2680 28.61%	78 0.83%	27 0.29%	6 0.06%	6	3569

I hereby certify that the above
results are true and correct.



Debbie Heller

Debbie Heller, CCC
Coos County Clerk

Final Official Canvass of Votes
November 6, 2018 General Election
All Precincts, All Districts, All ScanStations, All Contests, All Boxes
Total Ballots Cast: 29249, Registered Voters: 44407, Overall Turnout: 65.87%

Page: 30 of 47
2018-11-21
09:11:51

Mayor - Powers City (Vote for 1)

Precinct	Ballots Cast	Reg. Voters	Total Votes	Leo Grandmontagne	Robert Kohn	Debbie North	Write-in	Over Votes	Under Votes
Precinct 15	340	588	332	100 30.12%	185 55.72%	45 13.55%	2 0.60%	0	8
Total	340	588	332	100 30.12%	185 55.72%	45 13.55%	2 0.60%	0	8

I hereby certify that the above
results are true and correct.



Debbie Heller

Debbie Heller, CCC
Coos County Clerk

Final Official Canvass of Votes
November 6, 2018 General Election
All Precincts, All Districts, All ScanStations, All Contests, All Boxes
Total Ballots Cast: 29249, Registered Voters: 44407, Overall Turnout: 65.87%

Page: 31 of 47
2018-11-21
09:11:51

City Councilor - Powers City (Vote for 3)

Precinct	Ballots Cast	Reg. Voters	Total Votes	Jim Adamek	Lynn Carver	Debra A Byrd	Laural Dudley	Michael W Maffei	Write-in	Write-in	Write-in	Over Votes	Under Votes
Precinct 15	340	588	916	241 26.31%	153 16.70%	252 27.51%	183 19.98%	72 7.86%	12 1.31%	3 0.33%	0 0.00%	3	101
Total	340	588	916	241 26.31%	153 16.70%	252 27.51%	183 19.98%	72 7.86%	12 1.31%	3 0.33%	0 0.00%	3	101

I hereby certify that the above
results are true and correct.



Debbie Heller

Debbie Heller, CCC
Coos County Clerk

Final Official Canvass of Votes
November 6, 2018 General Election
All Precincts, All Districts, All ScanStations, All Contests, All Boxes
Total Ballots Cast: 29249, Registered Voters: 44407, Overall Turnout: 65.87%

Page: 32 of 47
2018-11-21
09:11:51

Coos Soil and Water Conservation District, Director, At Large, Position 1 (Vote for 1)

Precinct	Ballots Cast	Reg. Voters	Total Votes	Ernie Newton	Write-in	Over Votes	Under Votes
Precinct 01	1164	1777	631	628 99.52%	3 0.48%	0	533
Precinct 02	2189	3073	1262	1249 98.97%	13 1.03%	0	927
Precinct 03	2495	3851	1502	1484 98.80%	18 1.20%	0	993
Precinct 04	1787	2768	1106	1097 99.19%	9 0.81%	0	681
Precinct 05	2742	4655	1707	1689 98.95%	18 1.05%	0	1035
Precinct 06	1731	2572	1000	989 98.90%	11 1.10%	0	731
Precinct 07	2022	3213	1203	1185 98.50%	18 1.50%	0	819
Precinct 08	2610	4358	1488	1477 99.26%	11 0.74%	0	1122
Precinct 09	279	460	140	137 97.86%	3 2.14%	0	139
Precinct 10	2151	3010	1195	1186 99.25%	9 0.75%	0	956
Precinct 11	1609	2243	835	826 98.92%	9 1.08%	0	774
Precinct 12	1740	2628	1046	1027 98.18%	19 1.82%	0	694
Precinct 13	1009	1649	690	677 98.12%	13 1.88%	0	319
Precinct 14	1345	1931	835	823 98.56%	12 1.44%	0	510
Precinct 15	407	588	239	236 98.74%	3 1.26%	0	168
Precinct 16	1681	2348	938	931 99.25%	7 0.75%	0	743
Precinct 17	1957	2860	942	930 98.73%	12 1.27%	0	1015
Precinct 18	305	423	145	144 99.31%	1 0.69%	0	160
Total	29223	44407	16904	16715 98.88%	189 1.12%	0	12319

I hereby certify that the above
results are true and correct.



Debbie Heller, CCC
Coos County Clerk

Final Official Canvass of Votes
November 6, 2018 General Election
All Precincts, All Districts, All ScanStations, All Contests, All Boxes
Total Ballots Cast: 29249, Registered Voters: 44407, Overall Turnout: 65.87%

Page: 33 of 47
2018-11-21
09:11:51

Coos Soil and Water Conservation District, Director, At Large, Position 2 (Vote for 1)

Precinct	Ballots Cast	Reg. Voters	Total Votes	Mark W Villers		Write-in		Over Votes	Under Votes
Precinct 01	1164	1777	616	613	99.51%	3	0.49%	0	548
Precinct 02	2189	3073	1267	1254	98.97%	13	1.03%	0	922
Precinct 03	2495	3851	1493	1481	99.20%	12	0.80%	0	1002
Precinct 04	1787	2768	1094	1084	99.09%	10	0.91%	0	693
Precinct 05	2742	4655	1706	1691	99.12%	15	0.88%	0	1036
Precinct 06	1731	2572	1015	1007	99.21%	8	0.79%	0	716
Precinct 07	2022	3213	1231	1215	98.70%	16	1.30%	0	791
Precinct 08	2610	4358	1495	1487	99.46%	8	0.54%	0	1115
Precinct 09	279	460	144	142	98.61%	2	1.39%	0	135
Precinct 10	2151	3010	1261	1253	99.37%	8	0.63%	0	890
Precinct 11	1609	2243	827	816	98.67%	11	1.33%	0	782
Precinct 12	1740	2628	1019	1006	98.72%	13	1.28%	0	721
Precinct 13	1009	1649	623	618	99.20%	5	0.80%	0	386
Precinct 14	1345	1931	712	701	98.46%	11	1.54%	0	633
Precinct 15	407	588	218	215	98.62%	3	1.38%	0	189
Precinct 16	1681	2348	890	885	99.44%	5	0.56%	0	791
Precinct 17	1957	2860	935	924	98.82%	11	1.18%	0	1022
Precinct 18	305	423	148	147	99.32%	1	0.68%	0	157
Total	29223	44407	16694	16539	99.07%	155	0.93%	0	12529

I hereby certify that the above
results are true and correct.



Debbie Heller

Debbie Heller, CCC
Coos County Clerk


Final Official Canvass of Votes
November 6, 2018 General Election
All Precincts, All Districts, All ScanStations, All Contests, All Boxes
Total Ballots Cast: 29249, Registered Voters: 44407, Overall Turnout: 65.87%

Page: 34 of 47
2018-11-21
09:11:51


Coos Soil and Water Conservation District, Director, Zone 2 (Vote for 1)

Precinct	Ballots Cast	Reg. Voters	Total Votes	Write-in	Over Votes	Under Votes
Precinct 01	1164	1777	27	27 100.00%	0	1137
Precinct 02	2189	3073	70	70 100.00%	0	2119
Precinct 03	2495	3851	93	93 100.00%	0	2402
Precinct 04	1787	2768	77	77 100.00%	0	1710
Precinct 05	2742	4655	113	113 100.00%	0	2629
Precinct 06	1731	2572	82	82 100.00%	0	1649
Precinct 07	2022	3213	98	98 100.00%	0	1924
Precinct 08	2610	4358	96	96 100.00%	0	2514
Precinct 09	279	460	13	13 100.00%	0	266
Precinct 10	2151	3010	66	66 100.00%	0	2085
Precinct 11	1609	2243	64	64 100.00%	0	1545
Precinct 12	1740	2628	65	65 100.00%	0	1675
Precinct 13	1009	1649	50	50 100.00%	0	959
Precinct 14	1345	1931	46	46 100.00%	0	1299
Precinct 15	407	588	18	18 100.00%	0	389
Precinct 16	1681	2348	57	57 100.00%	0	1624
Precinct 17	1957	2860	72	72 100.00%	0	1885
Precinct 18	305	423	7	7 100.00%	0	298
Total	29223	44407	1114	1114 100.00%	0	28109

I hereby certify that the above
results are true and correct.



Debbie Heller, CCC
Coos County Clerk



Final Official Canvass of Votes
November 6, 2018 General Election
All Precincts, All Districts, All ScanStations, All Contests, All Boxes
Total Ballots Cast: 29249, Registered Voters: 44407, Overall Turnout: 65.87%

Page: 35 of 47
2018-11-21
09:11:51

Coos Soil and Water Conservation District, Director, Zone 4 (Vote for 1)

Precinct	Ballots Cast	Reg. Voters	Total Votes	Write-in	Over Votes	Under Votes
Precinct 01	1164	1777	21	21 100.00%	0	1143
Precinct 02	2189	3073	56	56 100.00%	0	2133
Precinct 03	2495	3851	79	79 100.00%	0	2416
Precinct 04	1787	2768	67	67 100.00%	0	1720
Precinct 05	2742	4655	95	95 100.00%	0	2647
Precinct 06	1731	2572	72	72 100.00%	0	1659
Precinct 07	2022	3213	88	88 100.00%	0	1934
Precinct 08	2610	4358	80	80 100.00%	0	2530
Precinct 09	279	460	9	9 100.00%	0	270
Precinct 10	2151	3010	50	50 100.00%	0	2101
Precinct 11	1609	2243	57	57 100.00%	0	1552
Precinct 12	1740	2628	49	49 100.00%	0	1691
Precinct 13	1009	1649	44	44 100.00%	0	965
Precinct 14	1345	1931	38	38 100.00%	0	1307
Precinct 15	407	588	15	15 100.00%	0	392
Precinct 16	1681	2348	45	45 100.00%	0	1636
Precinct 17	1957	2860	62	62 100.00%	0	1895
Precinct 18	305	423	7	7 100.00%	0	298
Total	29223	44407	934	934 100.00%	0	28289

I hereby certify that the above
results are true and correct.



Debbie Heller

Debbie Heller, CCC
Coos County Clerk

Final Official Canvass of Votes
November 6, 2018 General Election
All Precincts, All Districts, All ScanStations, All Contests, All Boxes
Total Ballots Cast: 29249, Registered Voters: 44407, Overall Turnout: 65.87%

Page: 36 of 47
2018-11-21
09:11:51

Coos Soil and Water Conservation District,Director, Zone 5 (Vote for 1)

Precinct	Ballots Cast	Reg. Voters	Total Votes	Write-in	Over Votes	Under Votes
Precinct 01	1164	1777	19	19 100.00%	0	1145
Precinct 02	2189	3073	52	52 100.00%	0	2137
Precinct 03	2495	3851	72	72 100.00%	0	2423
Precinct 04	1787	2768	58	58 100.00%	0	1729
Precinct 05	2742	4655	91	91 100.00%	0	2651
Precinct 06	1731	2572	71	71 100.00%	0	1660
Precinct 07	2022	3213	86	86 100.00%	0	1936
Precinct 08	2610	4358	79	79 100.00%	0	2531
Precinct 09	279	460	6	6 100.00%	0	273
Precinct 10	2151	3010	47	47 100.00%	0	2104
Precinct 11	1609	2243	48	48 100.00%	0	1561
Precinct 12	1740	2628	43	43 100.00%	0	1697
Precinct 13	1009	1649	45	45 100.00%	0	964
Precinct 14	1345	1931	35	35 100.00%	0	1310
Precinct 15	407	588	16	16 100.00%	0	391
Precinct 16	1681	2348	40	40 100.00%	0	1641
Precinct 17	1957	2860	61	61 100.00%	0	1896
Precinct 18	305	423	4	4 100.00%	0	301
Total	29223	44407	873	873 100.00%	0	28350



I hereby certify that the above
results are true and correct.

Debbie Heller

Debbie Heller, CCC
Coos County Clerk

Final Official Canvass of Votes
November 6, 2018 General Election
All Precincts, All Districts, All ScanStations, All Contests, All Boxes
Total Ballots Cast: 29249, Registered Voters: 44407, Overall Turnout: 65.87%

Page: 37 of 47
2018-11-21
09:11:51

Central Lincoln Public Utilities District, Director - Subdivision 5 (Vote for 1)

Precinct	Ballots Cast	Reg. Voters	Total Votes	Keith Tymchuk		Write-in		Over Votes	Under Votes
Precinct 01	1164	1777	648	645	99.54%	3	0.46%	0	516
Precinct 02	1977	3073	1121	1107	98.75%	14	1.25%	0	856
Precinct 08	0	0	0	0	0.00%	0	0.00%	0	0
Total	3141	4850	1769	1752	99.04%	17	0.96%	0	1372

I hereby certify that the above
results are true and correct.



Debbie Heller

Debbie Heller, CCC
Coos County Clerk

Final Official Canvass of Votes
November 6, 2018 General Election
All Precincts, All Districts, All ScanStations, All Contests, All Boxes
Total Ballots Cast: 29249, Registered Voters: 44407, Overall Turnout: 65.87%

Page: 38 of 47
2018-11-21
09:11:51

M102 Allows local bonds for financing affordable housing (Vote for 1)

Precinct	Ballots Cast	Reg. Voters	Total Votes	Yes	No	Over Votes	Under Votes
Precinct 01	1164	1777	1080	478 44.26%	602 55.74%	0	84
Precinct 02	2189	3073	2113	955 45.20%	1158 54.80%	0	76
Precinct 03	2495	3851	2395	1174 49.02%	1221 50.98%	0	100
Precinct 04	1787	2768	1714	924 53.91%	790 46.09%	0	73
Precinct 05	2742	4655	2642	1347 50.98%	1295 49.02%	0	100
Precinct 06	1731	2572	1670	874 52.34%	796 47.66%	2	59
Precinct 07	2022	3213	1941	1053 54.25%	888 45.75%	0	81
Precinct 08	2610	4358	2525	1212 48.00%	1313 52.00%	0	85
Precinct 09	279	460	268	114 42.54%	154 57.46%	0	11
Precinct 10	2151	3010	2091	855 40.89%	1236 59.11%	1	59
Precinct 11	1609	2243	1545	590 38.19%	955 61.81%	1	63
Precinct 12	1740	2628	1650	750 45.45%	900 54.55%	1	89
Precinct 13	1009	1649	956	412 43.10%	544 56.90%	0	53
Precinct 14	1345	1931	1287	470 36.52%	817 63.48%	0	58
Precinct 15	407	588	379	149 39.31%	230 60.69%	0	28
Precinct 16	1681	2348	1598	863 54.01%	735 45.99%	2	81
Precinct 17	1957	2860	1878	829 44.14%	1049 55.86%	0	79
Precinct 18	305	423	291	120 41.24%	171 58.76%	0	14
Total	29223	44407	28023	13169 46.99%	14854 53.01%	7	1193

I hereby certify that the above
results are true and correct.



Debbie Heller

Debbie Heller, CCC
Coos County Clerk

Final Official Canvass of Votes
November 6, 2018 General Election
All Precincts, All Districts, All ScanStations, All Contests, All Boxes
Total Ballots Cast: 29249, Registered Voters: 44407, Overall Turnout: 65.87%

Page: 39 of 47
2018-11-21
09:11:51

M103 Prohibits taxes/fees based on "groceries" (Vote for 1)

Precinct	Ballots Cast	Reg. Voters	Total Votes	Yes	No	Over Votes	Under Votes
Precinct 01	1164	1777	1139	732 64.27%	407 35.73%	1	24
Precinct 02	2189	3073	2160	1176 54.44%	984 45.56%	1	28
Precinct 03	2495	3851	2437	1342 55.07%	1095 44.93%	2	56
Precinct 04	1787	2768	1741	843 48.42%	898 51.58%	1	45
Precinct 05	2742	4655	2694	1493 55.42%	1201 44.58%	2	46
Precinct 06	1731	2572	1702	867 50.94%	835 49.06%	0	29
Precinct 07	2022	3213	1977	997 50.43%	980 49.57%	1	44
Precinct 08	2610	4358	2577	1463 56.77%	1114 43.23%	0	33
Precinct 09	279	460	269	154 57.25%	115 42.75%	0	10
Precinct 10	2151	3010	2125	1210 56.94%	915 43.06%	2	24
Precinct 11	1609	2243	1574	995 63.21%	579 36.79%	1	34
Precinct 12	1740	2628	1718	1049 61.06%	669 38.94%	1	21
Precinct 13	1009	1649	996	633 63.55%	363 36.45%	1	12
Precinct 14	1345	1931	1315	843 64.11%	472 35.89%	0	30
Precinct 15	407	588	392	227 57.91%	165 42.09%	2	13
Precinct 16	1681	2348	1632	853 52.27%	779 47.73%	2	47
Precinct 17	1957	2860	1902	1058 55.63%	844 44.37%	1	54
Precinct 18	305	423	301	174 57.81%	127 42.19%	0	4
Total	29223	44407	28651	16109 56.22%	12542 43.78%	18	554

I hereby certify that the above
results are true and correct.



Debbie Heller

Debbie Heller, CCC
Coos County Clerk


Final Official Canvass of Votes
November 6, 2018 General Election
All Precincts, All Districts, All ScanStations, All Contests, All Boxes
Total Ballots Cast: 29249, Registered Voters: 44407, Overall Turnout: 65.87%

Page: 40 of 47
2018-11-21
09:11:51

M104 Expands Req. 3/5 majority approval raising revenue (Vote for 1)

Precinct	Ballots Cast	Reg. Voters	Total Votes	Yes	No	Over Votes	Under Votes
Precinct 01	1164	1777	1114	505 45.33%	609 54.67%	0	50
Precinct 02	2189	3073	2123	906 42.68%	1217 57.32%	0	66
Precinct 03	2495	3851	2389	1047 43.83%	1342 56.17%	1	105
Precinct 04	1787	2768	1700	632 37.18%	1068 62.82%	1	86
Precinct 05	2742	4655	2633	1054 40.03%	1579 59.97%	0	109
Precinct 06	1731	2572	1674	652 38.95%	1022 61.05%	0	57
Precinct 07	2022	3213	1927	735 38.14%	1192 61.86%	1	94
Precinct 08	2610	4358	2509	1051 41.89%	1458 58.11%	3	98
Precinct 09	279	460	263	99 37.64%	164 62.36%	0	16
Precinct 10	2151	3010	2088	896 42.91%	1192 57.09%	0	63
Precinct 11	1609	2243	1547	747 48.29%	800 51.71%	2	60
Precinct 12	1740	2628	1647	764 46.39%	883 53.61%	0	93
Precinct 13	1009	1649	978	441 45.09%	537 54.91%	1	30
Precinct 14	1345	1931	1293	664 51.35%	629 48.65%	0	52
Precinct 15	407	588	384	171 44.53%	213 55.47%	0	23
Precinct 16	1681	2348	1601	642 40.10%	959 59.90%	0	80
Precinct 17	1957	2860	1862	788 42.32%	1074 57.68%	1	94
Precinct 18	305	423	298	143 47.99%	155 52.01%	0	7
Total	29223	44407	28030	11937 42.59%	16093 57.41%	10	1183

I hereby certify that the above
results are true and correct.



Debbie Heller

Debbie Heller, CCC
Coos County Clerk

Final Official Canvass of Votes
November 6, 2018 General Election
All Precincts, All Districts, All ScanStations, All Contests, All Boxes
Total Ballots Cast: 29249, Registered Voters: 44407, Overall Turnout: 65.87%

Page: 41 of 47
2018-11-21
09:11:51

M105 Repeals law limiting resources to enforce immigration (Vote for 1)

Precinct	Ballots Cast	Reg. Voters	Total Votes	Yes	No	Over Votes	Under Votes
Precinct 01	1164	1777	1131	636 56.23%	495 43.77%	0	33
Precinct 02	2189	3073	2152	1153 53.58%	999 46.42%	0	37
Precinct 03	2495	3851	2421	1141 47.13%	1280 52.87%	1	73
Precinct 04	1787	2768	1737	715 41.16%	1022 58.84%	2	48
Precinct 05	2742	4655	2659	1211 45.54%	1448 54.46%	0	83
Precinct 06	1731	2572	1696	723 42.63%	973 57.37%	0	35
Precinct 07	2022	3213	1965	769 39.13%	1196 60.87%	1	56
Precinct 08	2610	4358	2522	1266 50.20%	1256 49.80%	0	88
Precinct 09	279	460	272	127 46.69%	145 53.31%	0	7
Precinct 10	2151	3010	2110	1085 51.42%	1025 48.58%	0	41
Precinct 11	1609	2243	1567	894 57.05%	673 42.95%	0	42
Precinct 12	1740	2628	1676	852 50.84%	824 49.16%	0	64
Precinct 13	1009	1649	980	544 55.51%	436 44.49%	2	27
Precinct 14	1345	1931	1302	824 63.29%	478 36.71%	1	42
Precinct 15	407	588	386	206 53.37%	180 46.63%	0	21
Precinct 16	1681	2348	1633	680 41.64%	953 58.36%	0	48
Precinct 17	1957	2860	1904	911 47.85%	993 52.15%	1	52
Precinct 18	305	423	299	172 57.53%	127 42.47%	0	6
Total	29223	44407	28412	13909 48.95%	14503 51.05%	8	803

I hereby certify that the above
results are true and correct.



Debbie Heller

Debbie Heller, CCC
Coos County Clerk

Final Official Canvass of Votes
November 6, 2018 General Election
All Precincts, All Districts, All ScanStations, All Contests, All Boxes
Total Ballots Cast: 29249, Registered Voters: 44407, Overall Turnout: 65.87%

Page: 42 of 47
2018-11-21
09:11:51

M106 Prohibits spending public funds for abortion (Vote for 1)

Precinct	Ballots Cast	Reg. Voters	Total Votes	Yes		No		Over Votes	Under Votes
Precinct 01	1164	1777	1132	556	49.12%	576	50.88%	0	32
Precinct 02	2189	3073	2160	1011	46.81%	1149	53.19%	0	29
Precinct 03	2495	3851	2430	1154	47.49%	1276	52.51%	1	64
Precinct 04	1787	2768	1739	692	39.79%	1047	60.21%	0	48
Precinct 05	2742	4655	2685	1175	43.76%	1510	56.24%	0	57
Precinct 06	1731	2572	1692	684	40.43%	1008	59.57%	1	38
Precinct 07	2022	3213	1979	740	37.39%	1239	62.61%	1	42
Precinct 08	2610	4358	2547	1161	45.58%	1386	54.42%	2	61
Precinct 09	279	460	273	120	43.96%	153	56.04%	0	6
Precinct 10	2151	3010	2117	1019	48.13%	1098	51.87%	0	34
Precinct 11	1609	2243	1565	853	54.50%	712	45.50%	0	44
Precinct 12	1740	2628	1698	825	48.59%	873	51.41%	1	41
Precinct 13	1009	1649	984	536	54.47%	448	45.53%	1	24
Precinct 14	1345	1931	1300	768	59.08%	532	40.92%	0	45
Precinct 15	407	588	392	217	55.36%	175	44.64%	0	15
Precinct 16	1681	2348	1633	623	38.15%	1010	61.85%	0	48
Precinct 17	1957	2860	1907	869	45.57%	1038	54.43%	0	50
Precinct 18	305	423	302	161	53.31%	141	46.69%	0	3
Total	29223	44407	28535	13164	46.13%	15371	53.87%	7	681

I hereby certify that the above
results are true and correct.



Debbie Heller, CCC
Coos County Clerk

Final Official Canvass of Votes
November 6, 2018 General Election
All Precincts, All Districts, All ScanStations, All Contests, All Boxes
Total Ballots Cast: 29249, Registered Voters: 44407, Overall Turnout: 65.87%

Page: 43 of 47
2018-11-21
09:11:51

6-168 Repeal Coos County Ordinance 17-08-006L (Vote for 1)

Precinct	Ballots Cast	Reg. Voters	Total Votes	Yes	No	Over Votes	Under Votes
Precinct 01	1164	1777	910	383 42.09%	527 57.91%	0	254
Precinct 02	2189	3073	1870	804 42.99%	1066 57.01%	0	319
Precinct 03	2495	3851	2018	750 37.17%	1268 62.83%	1	476
Precinct 04	1787	2768	1457	497 34.11%	960 65.89%	1	329
Precinct 05	2742	4655	2235	894 40.00%	1341 60.00%	0	507
Precinct 06	1731	2572	1413	538 38.08%	875 61.92%	0	318
Precinct 07	2022	3213	1621	638 39.36%	983 60.64%	0	401
Precinct 08	2610	4358	2123	984 46.35%	1139 53.65%	1	486
Precinct 09	279	460	203	89 43.84%	114 56.16%	0	76
Precinct 10	2151	3010	1747	798 45.68%	949 54.32%	1	403
Precinct 11	1609	2243	1261	598 47.42%	663 52.58%	0	348
Precinct 12	1740	2628	1351	593 43.89%	758 56.11%	0	389
Precinct 13	1009	1649	790	319 40.38%	471 59.62%	0	219
Precinct 14	1345	1931	1026	458 44.64%	568 55.36%	0	319
Precinct 15	407	588	304	158 51.97%	146 48.03%	0	103
Precinct 16	1681	2348	1229	501 40.76%	728 59.24%	2	450
Precinct 17	1957	2860	1425	584 40.98%	841 59.02%	0	532
Precinct 18	305	423	219	109 49.77%	110 50.23%	0	86
Total	29223	44407	23202	9695 41.79%	13507 58.21%	6	6015

I hereby certify that the above
results are true and correct.



Debbie Heller, CCC
Coos County Clerk

Final Official Canvass of Votes
November 6, 2018 General Election
All Precincts, All Districts, All ScanStations, All Contests, All Boxes
Total Ballots Cast: 29249, Registered Voters: 44407, Overall Turnout: 65.87%

Page: 44 of 47
2018-11-21
09:11:51

6-170 Advisory question on marijuana taxation (Vote for 1)

Precinct	Ballots Cast	Reg. Voters	Total Votes	Yes	No	Over Votes	Under Votes
Precinct 01	1164	1777	1115	755 67.71%	360 32.29%	0	49
Precinct 02	2189	3073	2132	1565 73.41%	567 26.59%	0	57
Precinct 03	2495	3851	2434	1877 77.12%	557 22.88%	2	59
Precinct 04	1787	2768	1735	1286 74.12%	449 25.88%	0	52
Precinct 05	2742	4655	2661	1872 70.35%	789 29.65%	0	81
Precinct 06	1731	2572	1673	1253 74.90%	420 25.10%	0	58
Precinct 07	2022	3213	1953	1340 68.61%	613 31.39%	0	69
Precinct 08	2610	4358	2525	1675 66.34%	850 33.66%	0	85
Precinct 09	279	460	264	173 65.53%	91 34.47%	0	15
Precinct 10	2151	3010	2096	1488 70.99%	608 29.01%	1	54
Precinct 11	1609	2243	1559	1061 68.06%	498 31.94%	1	49
Precinct 12	1740	2628	1697	1242 73.19%	455 26.81%	0	43
Precinct 13	1009	1649	974	684 70.23%	290 29.77%	0	35
Precinct 14	1345	1931	1306	996 76.26%	310 23.74%	2	37
Precinct 15	407	588	386	273 70.73%	113 29.27%	0	21
Precinct 16	1681	2348	1613	1149 71.23%	464 28.77%	1	67
Precinct 17	1957	2860	1885	1244 65.99%	641 34.01%	1	71
Precinct 18	305	423	295	170 57.63%	125 42.37%	0	10
Total	29223	44407	28303	20103 71.03%	8200 28.97%	8	912

I hereby certify that the above
results are true and correct.



Debbie Heller

Debbie Heller, CCC
Coos County Clerk


Final Official Canvass of Votes
November 6, 2018 General Election
All Precincts, All Districts, All ScanStations, All Contests, All Boxes
Total Ballots Cast: 29249, Registered Voters: 44407, Overall Turnout: 65.87%

Page: 45 of 47
2018-11-21
09:11:51

6-172 Bandon Voter approval req. to expend funds on pool (Vote for 1)

Precinct	Ballots Cast	Reg. Voters	Total Votes	Yes		No		Over Votes	Under Votes
Precinct 16	1681	2348	1550	931	60.06%	619	39.94%	0	131
Total	1681	2348	1550	931	60.06%	619	39.94%	0	131

I hereby certify that the above
results are true and correct.



Debbie Heller

Debbie Heller, CCC
Coos County Clerk

Final Official Canvass of Votes
November 6, 2018 General Election
All Precincts, All Districts, All ScanStations, All Contests, All Boxes
Total Ballots Cast: 29249, Registered Voters: 44407, Overall Turnout: 65.87%

Page: 46 of 47
2018-11-21
09:11:51

6-169 Coquille tax on recreational sale of marijuana items (Vote for 1)

Precinct	Ballots Cast	Reg. Voters	Total Votes	Yes		No		Over Votes	Under Votes
Precinct 12	1740	2628	1698	1294	76.21%	404	23.79%	1	41
Total	1740	2628	1698	1294	76.21%	404	23.79%	1	41

I hereby certify that the above
results are true and correct.



Debbie Heller

Debbie Heller, CCC
Coos County Clerk

Final Official Canvass of Votes
November 6, 2018 General Election
All Precincts, All Districts, All ScanStations, All Contests, All Boxes
Total Ballots Cast: 29249, Registered Voters: 44407, Overall Turnout: 65.87%

Page: 47 of 47
2018-11-21
09:11:51

6-171 North Bend Public Safety Fee Increase (Vote for 1)

Precinct	Ballots Cast	Reg. Voters	Total Votes	Yes		No		Over Votes	Under Votes
Precinct 03	2495	3851	2334	1057	45.29%	1277	54.71%	1	160
Precinct 04	1787	2768	1673	743	44.41%	930	55.59%	0	114
Precinct 05	32	0	30	15	50.00%	15	50.00%	0	2
Total	4314	6619	4037	1815	44.96%	2222	55.04%	1	276

I hereby certify that the above
results are true and correct.


Debbie Heller, CCC
Coos County Clerk

