

**General Election  
Harney County, Oregon  
November 6, 2018  
OFFICIAL  
ABSTRACTS OF VOTES**



*Certified on Nov. 21, 2018  
Derrin (Dag) Robinson, C.C.C.  
Harney County Clerk*

---

**HARNEY COUNTY, OREGON**  
**CJ2018-158**  
11/21/2018 08:22:36 AM  
Commissioners' Journal  
Derrin E. Robinson, County Clerk

OFFICIAL ABSTRACT OF VOTES CAST  
November 6, 2018 General Election, Harney County, Oregon  
All Precincts, All Districts, All ScanStations, Governor, All Boxes  
Total Ballots Cast: 3590

Page: 1 of 1

**Choice**                      **Votes**  
**Precinct 21**

**Governor (Vote for 1)**

**1150 ballots (1 over voted ballots, 1 overvotes, 16 blank voted)**

Aaron Auer	33
Nick Chen	17
Kate Brown	237
Knute Buehler	779
Patrick Starnes	55
Chris Henry	10
Write-in	2
Total	1133

**Precinct 25**

**Governor (Vote for 1)**

**736 ballots (0 over voted ballots, 0 overvotes, 8 blank voted)**

Aaron Auer	11
Nick Chen	5
Kate Brown	153
Knute Buehler	523
Patrick Starnes	32
Chris Henry	4
Write-in	0
Total	728

**Precinct 26**

**Governor (Vote for 1)**

**1704 ballots (1 over voted ballots, 1 overvotes, 17 blank voted)**

Aaron Auer	19
Nick Chen	7
Kate Brown	194
Knute Buehler	1420
Patrick Starnes	39
Chris Henry	6
Write-in	1
Total	1686

**All Precincts**

**Governor (Vote for 1)**

**3590 ballots (2 over voted ballots, 2 overvotes, 41 blank voted)**

Aaron Auer	63
Nick Chen	29
Kate Brown	584
Knute Buehler	2722
Patrick Starnes	126
Chris Henry	20
Write-in	3
Total	3547



I, Derrin Robinson, Harney County Clerk, Certify the votes recorded on this Abstract correctly summarize the tally of votes cast at the election indicated. Dated this 21st day of November, 2018.

  
Derrin Robinson, Harney County Clerk

OFFICIAL ABSTRACT OF VOTES CAST  
November 6, 2018 General Election, Harney County, Oregon  
All Precincts, All Districts, All ScanStations, All Contests, All Boxes  
Total Ballots Cast: 3590

Page: 1 of 9

Choice	Votes	Vote %
--------	-------	--------

**Precinct 21**

**US Representative, District 2 (Vote for 1)**

Mark R Roberts	80	7.05%
Greg Walden	785	69.22%
Jamie McLeod-Skinner	268	23.63%
Write-in	1	0.09%
Total	1134	100.00%

**Governor (Vote for 1)**

Aaron Auer	33	2.91%
Nick Chen	17	1.50%
Kate Brown	237	20.92%
Knute Buehler	779	68.76%
Patrick Starnes	55	4.85%
Chris Henry	10	0.88%
Write-in	2	0.18%
Total	1133	100.00%

**State Senator, 30th District (Vote for 1)**

Solea Kabakov	208	18.71%
Cliff Bentz	901	81.03%
Write-in	3	0.27%
Total	1112	100.00%

**State Representative, 60th District (Vote for 1)**

Lynn P Findley	802	98.77%
Write-in	10	1.23%
Total	812	100.00%

**Judge of the Supreme Court, Position 5 (Vote for 1)**

Adrienne Nelson	732	97.86%
Write-in	16	2.14%
Total	748	100.00%

**Judge of the Court of Appeals, Position 2 (Vote for 1)**

Bronson D James	700	98.04%
Write-in	14	1.96%
Total	714	100.00%

**Judge of the Court of Appeals, Position 4 (Vote for 1)**

Robyn Ridler Aoyagi	705	98.33%
Write-in	12	1.67%
Total	717	100.00%

**Judge of the Court of Appeals, Position 7 (Vote for 1)**

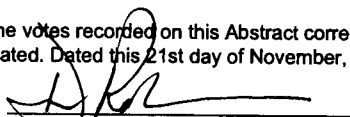
Steven R Powers	697	98.45%
Write-in	11	1.55%
Total	708	100.00%

**Judge of the Oregon Tax Court (Vote for 1)**

Robert Manicke	697	98.31%
Write-in	12	1.69%
Total	709	100.00%



I, Derrin Robinson, Harney County Clerk, Certify the votes recorded on this Abstract correctly summarize the tally of votes cast at the election indicated. Dated this 21st day of November, 2018.

  
Derrin Robinson, Harney County Clerk

OFFICIAL ABSTRACT OF VOTES CAST  
November 6, 2018 General Election, Harney County, Oregon  
All Precincts, All Districts, All ScanStations, All Contests, All Boxes  
Total Ballots Cast: 3590

Page: 2 of 9

Choice	Votes	Vote %
<b>County Treasurer (Vote for 1)</b>		
Bobbi Jo Heany	908	99.13%
Write-in	8	0.87%
Total	916	100.00%

<b>Burns City Council, Position 4 (Vote for 1)</b>		
Judy Erwin	574	58.51%
Dennis Davis	404	41.18%
Write-in	3	0.31%
Total	981	100.00%

<b>Burns City Council, Position 5 (Vote for 1)</b>		
Gary Estep	848	97.81%
Write-in	19	2.19%
Total	867	100.00%

<b>Burns City Council, Position 6 (Vote for 1)</b>		
Charity Robey	756	97.30%
Write-in	21	2.70%
Total	777	100.00%

<b>SWCD Director, Zone 3 (Vote for 1)</b>		
Carol Dunten	792	99.12%
Write-in	7	0.88%
Total	799	100.00%

<b>SWCD Director, Zone 4 (Vote for 1)</b>		
Rodney Hoagland	746	99.33%
Write-in	5	0.67%
Total	751	100.00%

<b>SWCD Director, At Large 2 (Vote for 1)</b>		
Wayne Smith	401	44.46%
Jeff D Hussey	496	54.99%
Write-in	5	0.55%
Total	902	100.00%

<b>Question 13-102 (Vote for 1)</b>		
Yes	503	45.40%
No	605	54.60%
Total	1108	100.00%

<b>Question 13-103 (Vote for 1)</b>		
Yes	641	57.18%
No	480	42.82%
Total	1121	100.00%

<b>Question 13-104 (Vote for 1)</b>		
Yes	429	39.39%
No	660	60.61%
Total	1089	100.00%

<b>Question 13-105 (Vote for 1)</b>		
Yes	620	55.41%
No	499	44.59%



I, Derrin Robinson, Harney County Clerk, Certify the votes recorded on this Abstract correctly summarize the tally of votes cast at the election indicated. Dated this 21st day of November, 2018.

Derrin Robinson, Harney County Clerk

OFFICIAL ABSTRACT OF VOTES CAST  
November 6, 2018 General Election, Harney County, Oregon  
All Precincts, All Districts, All ScanStations, All Contests, All Boxes  
Total Ballots Cast: 3590

Page: 3 of 9

Choice	Votes	Vote %
Total	1119	100.00%

**Question 13-106 (Vote for 1)**

Yes	590	52.87%
No	526	47.13%
Total	1116	100.00%

**Precinct 25**

**US Representative, District 2 (Vote for 1)**

Mark R Roberts	39	5.38%
Greg Walden	511	70.48%
Jamie McLeod-Skinner	174	24.00%
Write-in	1	0.14%
Total	725	100.00%

**Governor (Vote for 1)**

Aaron Auer	11	1.51%
Nick Chen	5	0.69%
Kate Brown	153	21.02%
Knute Buehler	523	71.84%
Patrick Starnes	32	4.40%
Chris Henry	4	0.55%
Write-in	0	0.00%
Total	728	100.00%

**State Senator, 30th District (Vote for 1)**

Solea Kabakov	133	18.58%
Cliff Bentz	582	81.28%
Write-in	1	0.14%
Total	716	100.00%

**State Representative, 60th District (Vote for 1)**

Lynn P Findley	516	99.04%
Write-in	5	0.96%
Total	521	100.00%

**Judge of the Supreme Court, Position 5 (Vote for 1)**

Adrienne Nelson	438	99.55%
Write-in	2	0.45%
Total	440	100.00%

**Judge of the Court of Appeals, Position 2 (Vote for 1)**

Bronson D James	412	99.28%
Write-in	3	0.72%
Total	415	100.00%

**Judge of the Court of Appeals, Position 4 (Vote for 1)**


Robyn Ridler Aoyagi	418	99.29%
Write-in	3	0.71%
Total	421	100.00%

**Judge of the Court of Appeals, Position 7 (Vote for 1)**

Steven R Powers	413	99.28%
Write-in	3	0.72%
Total	416	100.00%



I, Derrin Robinson, Harney County Clerk, Certify the votes recorded on this Abstract correctly summarize the tally of votes cast at the election indicated. Dated this 21st day of November, 2018.

  
Derrin Robinson, Harney County Clerk

OFFICIAL ABSTRACT OF VOTES CAST  
November 6, 2018 General Election, Harney County, Oregon  
All Precincts, All Districts, All ScanStations, All Contests, All Boxes  
Total Ballots Cast: 3590

Page: 4 of 9

Choice	Votes	Vote %
<b>Judge of the Oregon Tax Court (Vote for 1)</b>		
Robert Manicke	415	99.52%
Write-in	2	0.48%
Total	417	100.00%

<b>County Treasurer (Vote for 1)</b>		
Bobbi Jo Heany	584	99.66%
Write-in	2	0.34%
Total	586	100.00%

<b>Hines City Council, Position 4 (Vote for 1)</b>		
Diane Rapaport	189	28.64%
Gary D Miller	468	70.91%
Write-in	3	0.45%
Total	660	100.00%

<b>Hines City Council, Position 5 (Vote for 1)</b>		
Marsallai Quick	103	15.75%
Laine LaBrecque	92	14.07%
Hilda M Allison	456	69.72%
Write-in	3	0.46%
Total	654	100.00%

<b>Hines City Council, Position 6 (Vote for 1)</b>		
Johnny Mims	216	35.76%
Duane K Hutchins	386	63.91%
Write-in	2	0.33%
Total	604	100.00%

<b>SWCD Director, Zone 3 (Vote for 1)</b>		
Carol Dunten	474	98.96%
Write-in	5	1.04%
Total	479	100.00%

<b>SWCD Director, Zone 4 (Vote for 1)</b>		
Rodney Hoagland	440	99.32%
Write-in	3	0.68%
Total	443	100.00%


<b>SWCD Director, At Large 2 (Vote for 1)</b>		
Wayne Smith	227	39.75%
Jeff D Hussey	342	59.89%
Write-in	2	0.35%
Total	571	100.00%

<b>Question 13-102 (Vote for 1)</b>		
Yes	287	41.29%
No	408	58.71%
Total	695	100.00%

<b>Question 13-103 (Vote for 1)</b>		
Yes	416	57.86%
No	303	42.14%
Total	719	100.00%



I, Derrin Robinson, Harney County Clerk, Certify the votes recorded on this Abstract correctly summarize the tally of votes cast at the election indicated. Dated this 21st day of November, 2018.

  
Derrin Robinson, Harney County Clerk

OFFICIAL ABSTRACT OF VOTES CAST  
November 6, 2018 General Election, Harney County, Oregon  
All Precincts, All Districts, All ScanStations, All Contests, All Boxes  
Total Ballots Cast: 3590

Page: 5 of 9

Choice	Votes	Vote %
<b>Question 13-104 (Vote for 1)</b>		
Yes	294	42.24%
No	402	57.76%
Total	696	100.00%

<b>Question 13-105 (Vote for 1)</b>		
Yes	393	55.04%
No	321	44.96%
Total	714	100.00%

<b>Question 13-106 (Vote for 1)</b>		
Yes	385	53.47%
No	335	46.53%
Total	720	100.00%

**Precinct 26**

<b>US Representative, District 2 (Vote for 1)</b>		
Mark R Roberts	66	3.93%
Greg Walden	1385	82.39%
Jamie McLeod-Skinner	230	13.68%
Write-in	0	0.00%
Total	1681	100.00%

<b>Governor (Vote for 1)</b>		
Aaron Auer	19	1.13%
Nick Chen	7	0.42%
Kate Brown	194	11.51%
Knute Buehler	1420	84.22%
Patrick Starnes	39	2.31%
Chris Henry	6	0.36%
Write-in	1	0.06%
Total	1686	100.00%

<b>State Senator, 30th District (Vote for 1)</b>		
Solea Kabakov	166	9.99%
Cliff Bentz	1492	89.77%
Write-in	4	0.24%
Total	1662	100.00%

<b>State Representative, 60th District (Vote for 1)</b>		
Lynn P Findley	1131	98.95%
Write-in	12	1.05%
Total	1143	100.00%

<b>Judge of the Supreme Court, Position 5 (Vote for 1)</b>		
Adrienne Nelson	869	97.86%
Write-in	19	2.14%
Total	888	100.00%

<b>Judge of the Court of Appeals, Position 2 (Vote for 1)</b>		
Bronson D James	842	98.36%
Write-in	14	1.64%
Total	856	100.00%



I, Derrin Robinson, Harney County Clerk, Certify the votes recorded on this Abstract correctly summarize the tally of votes cast at the election indicated. Dated this 21st day of November, 2018.

  
Derrin Robinson, Harney County Clerk

OFFICIAL ABSTRACT OF VOTES CAST  
November 6, 2018 General Election, Harney County, Oregon  
All Precincts, All Districts, All ScanStations, All Contests, All Boxes  
Total Ballots Cast: 3590

Page: 6 of 9

Choice	Votes	Vote %
<b>Judge of the Court of Appeals, Position 4 (Vote for 1)</b>		
Robyn Ridler Aoyagi	840	98.59%
Write-in	12	1.41%
Total	852	100.00%

<b>Judge of the Court of Appeals, Position 7 (Vote for 1)</b>		
Steven R Powers	840	98.71%
Write-in	11	1.29%
Total	851	100.00%

<b>Judge of the Oregon Tax Court (Vote for 1)</b>		
Robert Manicke	847	98.95%
Write-in	9	1.05%
Total	856	100.00%

<b>County Treasurer (Vote for 1)</b>		
Bobbi Jo Heany	1299	98.93%
Write-in	14	1.07%
Total	1313	100.00%

<b>SWCD Director, Zone 3 (Vote for 1)</b>		
Carol Dunten	1172	99.07%
Write-in	11	0.93%
Total	1183	100.00%

<b>SWCD Director, Zone 4 (Vote for 1)</b>		
Rodney Hoagland	1096	98.21%
Write-in	20	1.79%
Total	1116	100.00%

<b>SWCD Director, At Large 2 (Vote for 1)</b>		
Wayne Smith	749	53.73%
Jeff D Hussey	638	45.77%
Write-in	7	0.50%
Total	1394	100.00%

<b>Question 13-102 (Vote for 1)</b>		
Yes	519	31.98%
No	1104	68.02%
Total	1623	100.00%

<b>Question 13-103 (Vote for 1)</b>		
Yes	1124	67.27%
No	547	32.73%
Total	1671	100.00%

<b>Question 13-104 (Vote for 1)</b>		
Yes	918	55.98%
No	722	44.02%
Total	1640	100.00%

<b>Question 13-105 (Vote for 1)</b>		
Yes	1112	66.91%
No	550	33.09%



I, Derrin Robinson, Harney County Clerk, Certify the votes recorded on this Abstract correctly summarize the tally of votes cast at the election indicated. Dated this 21st day of November, 2018.

Derrin Robinson, Harney County Clerk

OFFICIAL ABSTRACT OF VOTES CAST  
November 6, 2018 General Election, Harney County, Oregon  
All Precincts, All Districts, All ScanStations, All Contests, All Boxes  
Total Ballots Cast: 3590

Page: 7 of 9

Choice	Votes	Vote %
Total	1662	100.00%

**Question 13-106 (Vote for 1)**

Yes	1055	63.63%
No	603	36.37%
Total	1658	100.00%

**All Precincts**

**US Representative, District 2 (Vote for 1)**

Mark R Roberts	185	5.23%
Greg Walden	2681	75.73%
Jamie McLeod-Skinner	672	18.98%
Write-in	2	0.06%
Total	3540	100.00%

**Governor (Vote for 1)**

Aaron Auer	63	1.78%
Nick Chen	29	0.82%
Kate Brown	584	16.46%
Knute Buehler	2722	76.74%
Patrick Starnes	126	3.55%
Chris Henry	20	0.56%
Write-in	3	0.08%
Total	3547	100.00%

**State Senator, 30th District (Vote for 1)**

Solea Kabakov	507	14.53%
Cliff Bentz	2975	85.24%
Write-in	8	0.23%
Total	3490	100.00%

**State Representative, 60th District (Vote for 1)**

Lynn P Findley	2449	98.91%
Write-in	27	1.09%
Total	2476	100.00%

**Judge of the Supreme Court, Position 5 (Vote for 1)**

Adrienne Nelson	2039	98.22%
Write-in	37	1.78%
Total	2076	100.00%

**Judge of the Court of Appeals, Position 2 (Vote for 1)**

Bronson D James	1954	98.44%
Write-in	31	1.56%
Total	1985	100.00%

**Judge of the Court of Appeals, Position 4 (Vote for 1)**


Robyn Ridler Aoyagi	1963	98.64%
Write-in	27	1.36%
Total	1990	100.00%

**Judge of the Court of Appeals, Position 7 (Vote for 1)**

Steven R Powers	1950	98.73%
Write-in	25	1.27%
Total	1975	100.00%



I, Derrin Robinson, Harney County Clerk, Certify the votes recorded on this Abstract correctly summarize the tally of votes cast at the election indicated. Dated this 21st day of November, 2018.

  
Derrin Robinson, Harney County Clerk

OFFICIAL ABSTRACT OF VOTES CAST  
November 6, 2018 General Election, Harney County, Oregon  
All Precincts, All Districts, All ScanStations, All Contests, All Boxes  
Total Ballots Cast: 3590

Page: 8 of 9

Choice	Votes	Vote %
<b>Judge of the Oregon Tax Court (Vote for 1)</b>		
Robert Manicke	1959	98.84%
Write-in	23	1.16%
Total	1982	100.00%

<b>County Treasurer (Vote for 1)</b>		
Bobbi Jo Heany	2791	99.15%
Write-in	24	0.85%
Total	2815	100.00%

<b>Burns City Council, Position 4 (Vote for 1)</b>		
Judy Erwin	574	58.51%
Dennis Davis	404	41.18%
Write-in	3	0.31%
Total	981	100.00%

<b>Burns City Council, Position 5 (Vote for 1)</b>		
Gary Estep	848	97.81%
Write-in	19	2.19%
Total	867	100.00%

<b>Burns City Council, Position 6 (Vote for 1)</b>		
Charity Robey	756	97.30%
Write-in	21	2.70%
Total	777	100.00%

<b>Hines City Council, Position 4 (Vote for 1)</b>		
Diane Rapaport	189	28.64%
Gary D Miller	468	70.91%
Write-in	3	0.45%
Total	660	100.00%

<b>Hines City Council, Position 5 (Vote for 1)</b>		
Marsallai Quick	103	15.75%
Laine LaBrecque	92	14.07%
Hilda M Allison	456	69.72%
Write-in	3	0.46%
Total	654	100.00%

<b>Hines City Council, Position 6 (Vote for 1)</b>		
Johnny Mims	216	35.76%
Duane K Hutchins	386	63.91%
Write-in	2	0.33%
Total	604	100.00%

<b>SWCD Director, Zone 3 (Vote for 1)</b>		
Carol Dunten	2438	99.07%
Write-in	23	0.93%
Total	2461	100.00%

<b>SWCD Director, Zone 4 (Vote for 1)</b>		
Rodney Hoagland	2282	98.79%
Write-in	28	1.21%
Total	2310	100.00%



I, Derrin Robinson, Harney County Clerk, Certify the votes recorded on this Abstract correctly summarize the tally of votes cast at the election indicated. Dated this 21st day of November, 2018.

Derrin Robinson, Harney County Clerk

OFFICIAL ABSTRACT OF VOTES CAST  
November 6, 2018 General Election, Harney County, Oregon  
All Precincts, All Districts, All ScanStations, All Contests, All Boxes  
Total Ballots Cast: 3590

Page: 9 of 9

Choice	Votes	Vote %
<b>SWCD Director, At Large 2 (Vote for 1)</b>		
Wayne Smith	1377	48.03%
Jeff D Hussey	1476	51.48%
Write-in	14	0.49%
Total	2867	100.00%
<b>Question 13-102 (Vote for 1)</b>		
Yes	1309	38.21%
No	2117	61.79%
Total	3426	100.00%
<b>Question 13-103 (Vote for 1)</b>		
Yes	2181	62.12%
No	1330	37.88%
Total	3511	100.00%
<b>Question 13-104 (Vote for 1)</b>		
Yes	1641	47.91%
No	1784	52.09%
Total	3425	100.00%
<b>Question 13-105 (Vote for 1)</b>		
Yes	2125	60.80%
No	1370	39.20%
Total	3495	100.00%
<b>Question 13-106 (Vote for 1)</b>		
Yes	2030	58.10%
No	1464	41.90%
Total	3494	100.00%



I, Derrin Robinson, Harney County Clerk, Certify the votes recorded on this Abstract correctly summarize the tally of votes cast at the election indicated. Dated this 21st day of November, 2018.

Derrin Robinson, Harney County Clerk

# Allocation Cost Worksheet

Elections : 11/06/2018 - 2018 GENERAL ELECTION Budget Group : All

Budget Groups	Description	Item Detail	Comments	Election Cost
<b>Item Code</b>				
1	Printing	1 Ballots		\$1,795.61
		2 Punchcards		\$0.00
		3 Master List		\$0.00
		4 Inserts		\$360.11
		5 Letters		\$0.00
		6 Acceptance of Office		\$0.00
		7 Poster/Signs		\$0.00
		8 Certificate of Nomination		\$0.00
		9 Certificate of Election		\$0.00
		10 Challenge Forms		\$0.00
		11 Replacement Ballot Form		\$0.00
		12 Voters' Pamphlet		\$0.00
		13 VBM - Mailer Envelope		\$436.72
		14 VBM - Return Envelope		\$491.31
		15 VBM - Secrecy Envelope		\$436.72
		16 Materials for Election Personnel Training		\$0.00
		17 Other		\$0.00
<b>Total</b>				<b>\$3,520.47</b>

# Allocation Cost Worksheet

Elections : 11/06/2018 - 2018 GENERAL ELECTION Budget Group : All

Budget Groups	Description	Item Detail	Comments	Election Cost
<b>Item Code</b>				
2	Personnel	18 Boards		\$312.50
		19 Security		\$0.00
		20 Permanent Staff Overtime		\$0.00
		21 Temporary Staff		\$0.00
		22 Supply Delivery		\$23.85
		23 Data Processing Staff		\$0.00
		24 Dropsite Delivery		\$0.00
		25 Ballot Pickup		\$0.00
		26 Envelope Labeling		\$0.00
		27 Envelope Insertion		\$630.89
		28 Sorting/Verifying		\$0.00
		29 Ballot Processing		\$0.00
		30 Typesetting		\$0.00
		31 Other		\$0.00
<b>Total</b>				<b>\$967.24</b>

County: HARNEY User Name : Robinson, Derrin E	<b>Allocation Cost Worksheet</b>	Date : 11/20/2018 11:28:12 AM Report No. : E-008
Elections : 11/06/2018 - 2018 GENERAL ELECTION    Budget Group : All		

Budget Groups	Description		Item Detail	Comments	Election Cost
			Item Code		
3	Supplies	32	Binders		\$0.00
		33	Hinges		\$0.00
		34	Seals		\$0.00
		35	Envelopes		\$0.00
		36	Military Outgoing (SER 171)		\$0.00
		37	Military Return (SER 172)		\$0.00
		38	Logs (Transportation, Inspection, etc.)		\$0.00
		39	Gummed Labels		\$0.00
		40	File Folders		\$0.00
		41	Postcard Forms		\$0.00
		42	Paper		\$3.98
		43	CO2 for Crimper		\$0.00
		44	Electronic Storage Media (Tape, Disk, etc.)		\$0.00
		45	Other		\$0.00
Total					\$3.98

County: HARNEY  
User Name : Robinson, Derrin E

## Allocation Cost Worksheet

Date : 11/20/2018 11:28:12 AM  
Report No. : E-008

Elections : 11/06/2018 - 2018 GENERAL ELECTION    Budget Group : All

Budget Groups	Description	Item Detail	Comments	Election Cost
<b>Item Code</b>				
4	Ballot Deposit Locations	Rental		\$0.00
	47	Signs		\$0.00
	48	Delivery Costs		\$0.00
	49	Equipment Costs		\$0.00
	50	Mileage		\$0.00
	51	Number of Locations		\$0.00
	52	Other		\$0.00
<b>Total</b>				<b>\$0.00</b>

County: HARNEY  
User Name : Robinson, Derrin E

## Allocation Cost Worksheet

Date : 11/20/2018 11:28:12 AM  
Report No. : E-008

Elections : 11/06/2018 - 2018 GENERAL ELECTION    Budget Group : All

Budget Groups	Description		Item Detail	Comments	Election Cost
<b>Item Code</b>					
5	Mileage	53	Post Office Pick-up		\$10.00
		54	Supply Delivery		\$0.00
		55	Boards		\$0.00
		56	Publication Delivery		\$0.00
		57	Training		\$0.00
		58	Troubleshooting		\$0.00
		59	Dropsites		\$0.00
		60	Other		\$0.00
<b>Total</b>					<b>\$10.00</b>

## Allocation Cost Worksheet

Elections : 11/06/2018 - 2018 GENERAL ELECTION Budget Group : All

Budget Groups	Description	Item Detail	Comments	Election Cost
<b>Item Code</b>				
6	Computer Service	61 Election Programming		\$0.00
		62 Election Testing (L-A)		\$0.00
		63 Labels		\$0.00
		64 Lists		\$0.00
		65 Reports		\$0.00
		66 Master List		\$0.00
		67 Ballot Counting		\$0.00
		68 Program Decks		\$0.00
		69 Header/End Cards		\$0.00
		70 Carrier Route Update		\$0.00
		71 Data Center Services		\$0.00
		72 Other		\$0.00
<b>Total</b>				<u>\$0.00</u>

County: HARNEY User Name : Robinson, Derrin E	Allocation Cost Worksheet	Date : 11/20/2018 11:28:12 AM Report No. : E-008
Elections : 11/06/2018 - 2018 GENERAL ELECTION    Budget Group : All		

Budget Groups	Description	Item Detail		Comments	Election Cost
		Item Code			
7	Postage	73	Ballots		\$934.30
		74	Abstracts		\$0.00
		75	Certification of Election		\$0.00
		76	Billings		\$0.00
		77	Notices		\$0.00
		78	Publications		\$0.00
		79	Board Letters		\$0.00
		80	Certified Mail		\$0.00
		81	Test Certification		\$0.00
		82	Voters' Pamphlet		\$0.00
		83	Signature Updates		\$0.00
		84	Express Delivery Service		\$0.00
		85	Other		\$0.00
Total					\$934.30

County: HARNEY  
User Name : Robinson, Derrin E

## Allocation Cost Worksheet

Date : 11/20/2018 11:28:12 AM  
Report No. : E-008

Elections : 11/06/2018 - 2018 GENERAL ELECTION      Budget Group : All

Budget Groups	Description	Item Detail		Comments	Election Cost
Item Code					
8	Miscellaneous	86	Rentals		\$90.00
		87	Facsimile Publication		\$0.00
		88	Telephone Charges		\$0.00
		89	FAX Charges		\$0.00
		90	Photocopies		\$0.00
		91	Other		\$0.00
Total				\$90.00	

County: HARNEY			Allocation Cost Worksheet		Date : 11/20/2018 11:28:12 AM	
User Name : Robinson, Derrin E					Report No. : E-008	
Elections : 11/06/2018 - 2018 GENERAL ELECTION      Budget Group : All						
Budget Groups		Description	Item Detail		Comments	Election Cost
Item Code						
9	Amortization	92	Amortization Costs for this Election (SEL 950, Line 7 or SEL 950A, Line 9)			\$5,551.00
		93	Other			\$0.00
Total						\$5,551.00

# ELECTION DAY REPORT

**SEL 237**

rev 10/18

OAR 165-020-0050, ORS 254.046, ORS 255.305

**DUE**

Primary Election July 15th  
General Election December 31<sup>st</sup>  
Special Election 45<sup>th</sup> day after any other election

Harney**COUNTY**11/06/2018**ELECTION DATE**

1	Number of Districts holding elections	<u>9</u>
2	Number of Precincts involved in election	<u>3</u>
3	Number of election personnel used for the election	<u>4</u>
4	Total eligible voters	<u>5059</u>
5	Total ballots cast (received)	<u>3614</u>
6	Voter turnout (Divide line 5 by line 4)	<u>71.4%</u>
7	Cost of the Election (from SEL 952)	
a	Printing	<u>\$3520.47</u>
b	Personnel	<u>\$967.24</u>
c	Supplies	<u>\$3.98</u>
d	Ballot Dropsites	<u>\$0.00</u>
e	Mileage	<u>\$10.00</u>
f	Computer Services	<u>\$0.00</u>
g	Postage	<u>\$934.30</u>
h	Miscellaneous	<u>\$90.00</u>
i	Amortization	<u>\$5551.00</u>
8	Voters' Pamphlet Expenses (from SEL 955)	<u>\$0.00</u>
9	Subtotal (7a through 7i and 8)	<u>\$11,076.99</u>
10	Less any revenue:	<u>\$</u>
11	<b>TOTAL COST:</b>	<u>\$11,076.99</u>
12	Election cost per Eligible Voter (Divide line 11 by line 4)	<u>\$2.19</u>
13	Election Cost per Ballot Cast (Divide line 11 by line 5)	<u>\$3.07</u>

Signed

County Elections Official

November 21, 2018

Date

County: HARNEY  
User Name : Robinson, Derrin

## Real Time Ballot Return Report

Date : 11/19/2018 10:44:35 AM  
Report No. : BP-015

Election : 11/06/2018 - 2018 GENERAL ELECTION

Date Received	Ballots Received	% of Turnout	Ballots Accepted	% of Turnout
10/05/2018	1	.02	1	.02
10/08/2018	2	.04	2	.04
10/09/2018	2	.04	2	.04
10/16/2018	1	.02	1	.02
10/17/2018	2	.04	2	.04
10/19/2018	39	.77	39	.77
10/22/2018	136	2.69	136	2.69
10/23/2018	316	6.25	314	6.21
10/24/2018	130	2.57	129	2.55
10/25/2018	192	3.80	192	3.80
10/26/2018	187	3.70	187	3.70
10/29/2018	421	8.32	419	8.28
10/30/2018	90	1.78	89	1.76
10/31/2018	337	6.66	335	6.62
11/01/2018	205	4.05	203	4.01
11/02/2018	276	5.46	276	5.46
11/05/2018	545	10.77	541	10.69
11/06/2018	728	14.39	721	14.25
11/07/2018	1	.02	0	.00
11/09/2018	1	.02	1	.02
<b>Grand Total :</b>	3612		3590	
<b>Total Eligible Voters :</b>	5059		5059	
<b>Participation:</b>		71.4%	<b>Accepted:</b>	70.96%

Received does not include  
(2) two ballots received only in secrecy envelope, not counted, but rejected.

*DR*  
11/21/18



# Election Participation Report (Legal Size)

Date : 11/20/2018  
Report No. : E-021

Election : 11/06/2018 - 2018 GENERAL ELECTION

## STATE REPRESENTATIVE DISTRICTS

District Number	Democrat			Republican			Nonaffiliated			Other			Total		
	Registered	Cast	Accepted	Registered	Cast	Accepted	Registered	Cast	Accepted	Registered	Cast	Accepted	Registered	Cast	Accepted
<b>SR60</b>	882	688	686	2475	2075	2062	1400	659	654	302	189	188	5059	3611	3590
<b>TOTAL</b>	<b>882</b>	<b>688</b>	<b>686</b>	<b>2475</b>	<b>2075</b>	<b>2062</b>	<b>1400</b>	<b>659</b>	<b>654</b>	<b>302</b>	<b>189</b>	<b>188</b>	<b>5059</b>	<b>3611</b>	<b>3590</b>

## UNITED STATES CONGRESSIONAL DISTRICTS

District Number	Democrat			Republican			Nonaffiliated			Other			Total		
	Registered	Cast	Accepted	Registered	Cast	Accepted	Registered	Cast	Accepted	Registered	Cast	Accepted	Registered	Cast	Accepted
<b>2nd Cong</b>	882	688	686	2475	2075	2062	1400	659	654	302	189	188	5059	3611	3590
<b>TOTAL</b>	<b>882</b>	<b>688</b>	<b>686</b>	<b>2475</b>	<b>2075</b>	<b>2062</b>	<b>1400</b>	<b>659</b>	<b>654</b>	<b>302</b>	<b>189</b>	<b>188</b>	<b>5059</b>	<b>3611</b>	<b>3590</b>
Election Turnout %		78%	77.8%		83.8%	83.3%		47.1%	46.7%		62.6%	62.3%		71.4%	71%

**TOTAL INACTIVE VOTERS : 1153**



County: HARNEY	Voter Demographics Report	Date : 11/20/2018
User Name : Robinson, Derrin E		Report No. : E-026
Elections : 11/06/2018 - 2018 GENERAL ELECTION		

Party	Ages:	18-24	%	25-39	%	40-54	%	55+	%	No DOB	%	Total	%
<b>Precinct 21</b>													
Democrat		14		64		53		250		0		381	
		3	21.42%	37	57.81%	34	64.15%	212	84.8%	0	0%	286	75.06%
Republican		34		112		138		400		0		684	
		16	47.05%	71	63.39%	107	77.53%	352	88%	0	0%	546	79.82%
Nonaffiliated		77		196		125		198		0		596	
		14	18.18%	53	27.04%	57	45.6%	118	59.59%	0	0%	242	40.6%
Other		1		5		1		1		0		8	
		0	0%	2	40%	0	0%	0	0%	0	0%	2	25%
Independent Party		6		23		20		43		0		92	
		1	16.66%	10	43.47%	10	50%	35	81.39%	0	0%	56	60.86%
Americans Elect		0		0		0		0		0		0	
		0	0%	0	0%	0	0%	0	0%	0	0%	0	0%
Constitution		0		0		5		0		0		5	
		0	0%	0	0%	3	60%	0	0%	0	0%	3	60%
Libertarian		1		6		6		7		0		20	
		1	100%	4	66.66%	4	66.66%	4	57.14%	0	0%	13	65%
Pacific Green		0		0		0		2		0		2	
		0	0%	0	0%	0	0%	1	50%	0	0%	1	50%
Progressive		0		0		0		0		0		0	
		0	0%	0	0%	0	0%	0	0%	0	0%	0	0%
Working Families Party of Oregon		0		2		0		1		0		3	
		0	0%	0	0%	0	0%	1	100%	0	0%	1	33.33%
<b>Precinct 21</b>	<b>Eligible</b>	<b>133</b>		<b>408</b>		<b>348</b>		<b>902</b>		<b>0</b>		<b>1791</b>	
	<b>Accepted</b>	<b>35</b>	<b>26.32%</b>	<b>177</b>	<b>43.38%</b>	<b>215</b>	<b>61.78%</b>	<b>723</b>	<b>80.16%</b>	<b>0</b>	<b>0%</b>	<b>1150</b>	<b>64.21%</b>

Voters Count: 1791  
Count of Ballots Accepted (%): 1150 (64.21%)

Precinct 25

County: HARNEY	Voter Demographics Report	Date : 11/20/2018
User Name : Robinson, Derrin E		Report No. : E-026
Elections : 11/06/2018 - 2018 GENERAL ELECTION		

Party	Ages:	18-24	%	25-39	%	40-54	%	55+	%	No DOB	%	Total	%
Democrat		9		37		40		147		0		233	
		6	66.66%	25	67.56%	30	75%	122	82.99%	0	0%	183	78.54%
Republican		24		87		97		236		0		444	
		15	62.5%	69	79.31%	74	76.28%	211	89.4%	0	0%	369	83.1%
Nonaffiliated		36		89		63		100		0		288	
		13	36.11%	32	35.95%	30	47.61%	70	70%	0	0%	145	50.34%
Other		0		2		1		2		0		5	
		0	0%	0	0%	0	0%	2	100%	0	0%	2	40%
Independent Party		11		11		13		16		0		51	
		4	36.36%	8	72.72%	5	38.46%	15	93.75%	0	0%	32	62.74%
Americans Elect		0		0		0		0		0		0	
		0	0%	0	0%	0	0%	0	0%	0	0%	0	0%
Constitution		0		0		2		0		0		2	
		0	0%	0	0%	0	0%	0	0%	0	0%	0	0%
Libertarian		0		6		2		1		0		9	
		0	0%	1	16.66%	1	50%	1	100%	0	0%	3	33.33%
Pacific Green		0		2		0		0		0		2	
		0	0%	2	100%	0	0%	0	0%	0	0%	2	100%
Progressive		0		0		0		0		0		0	
		0	0%	0	0%	0	0%	0	0%	0	0%	0	0%
Working Families Party of Oregon		0		0		0		0		0		0	
		0	0%	0	0%	0	0%	0	0%	0	0%	0	0%
<b>Precinct 25</b>	<b>Eligible</b>	<b>80</b>		<b>234</b>		<b>218</b>		<b>502</b>		<b>0</b>		<b>1034</b>	
	<b>Accepted</b>	<b>38</b>	<b>47.50%</b>	<b>137</b>	<b>58.55%</b>	<b>140</b>	<b>64.22%</b>	<b>421</b>	<b>83.86%</b>	<b>0</b>	<b>0%</b>	<b>736</b>	<b>71.18%</b>

Voters Count: 1034  
Count of Ballots Accepted (%): 736 (71.18%)

<b>Precinct 26</b>													
Democrat		7		28		46		187		0		268	
		5	71.42%	18	64.28%	32	69.56%	162	86.63%	0	0%	217	80.97%

County: HARNEY	Voter Demographics Report	Date : 11/20/2018
User Name : Robinson, Derrin E		Report No. : E-026
Elections : 11/06/2018 - 2018 GENERAL ELECTION		

Party	Ages:	18-24	%	25-39	%	40-54	%	55+	%	No DOB	%	Total	%
Republican		74		216		293		764		0		1347	
		50	67.56%	159	73.61%	247	84.3%	691	90.44%	0	0%	1147	85.15%
Nonaffiliated		66		142		140		168		0		516	
		22	33.33%	62	43.66%	74	52.85%	109	64.88%	0	0%	267	51.74%
Other		0		5		2		1		0		8	
		0	0%	1	20%	1	50%	1	100%	0	0%	3	37.5%
Independent Party		9		17		11		43		0		80	
		2	22.22%	10	58.82%	10	90.9%	38	88.37%	0	0%	60	75%
Americans Elect		0		0		0		0		0		0	
		0	0%	0	0%	0	0%	0	0%	0	0%	0	0%
Constitution		1		2		3		1		0		7	
		0	0%	0	0%	2	66.66%	1	100%	0	0%	3	42.85%
Libertarian		0		3		0		2		0		5	
		0	0%	3	100%	0	0%	2	100%	0	0%	5	100%
Pacific Green		0		0		0		1		0		1	
		0	0%	0	0%	0	0%	1	100%	0	0%	1	100%
Progressive		0		0		0		0		0		0	
		0	0%	0	0%	0	0%	0	0%	0	0%	0	0%
Working Families Party of Oregon		0		0		2		0		0		2	
		0	0%	0	0%	1	50%	0	0%	0	0%	1	50%
Precinct 26	Eligible	157		413		497		1167		0		2234	
	Accepted	79	50.32%	253	61.26%	367	73.84%	1005	86.12%	0	0%	1704	76.28%
Voters Count:												2234	
Count of Ballots Accepted (%):												1704 (76.28%)	
Grand Totals:	Eligible	370		1055		1063		2571		0		5059	
	Accepted	152	41.08%	567	53.74%	722	67.92%	2149	83.59%	0	0%	3590	70.96%
Voters Count:												5059	
Count of Ballots Accepted (%):												3590 (70.96%)	