

Canvass Results

Official Tally

Run Time 9:21 AM

Run Date 11/21/2018

Clackamas County, Oregon

November 6, 2018 General Election

11/6/2018

Page 1 of 216

Official results

Registered Voters

203764 of 288244 = 70.69 %

Precincts Reporting

120 of 120 = 100.00 %

US Representative, District 3 - Vote for one

Precinct	Marc W Koller	Earl Blumenauer	Gary Lyndon Dye	Michael Marsh	Tom Harrison	Cast Votes	Undervotes	Overvotes	Write-ins	Vote By Mail Ballots Cast	Total Ballots Cast	Registered Voters	Turnout Percentage
010	0	7	0	0	15	22	1	0	0	23	23	26	88.46 %
100	6	155	4	1	155	321	25	0	0	346	346	458	75.55 %
101	173	2631	86	25	1976	4891	220	1	9	5121	5121	7479	68.47 %
102	19	261	18	3	199	500	20	0	0	520	520	843	61.68 %
104	0	2	0	0	1	3	1	0	0	4	4	4	100.00 %
106	74	549	35	15	736	1409	41	0	1	1451	1451	2491	58.25 %
107	129	971	57	15	1214	2386	93	0	3	2482	2482	4028	61.62 %
108	86	865	60	16	1046	2073	62	1	3	2139	2139	3405	62.82 %
350	49	493	38	19	962	1561	57	0	11	1629	1629	2368	68.79 %
360	66	812	33	17	1053	1981	52	0	6	2039	2039	3245	62.84 %
362	43	448	30	7	666	1194	41	0	1	1236	1236	1762	70.15 %
363	25	177	4	5	275	486	14	0	0	500	500	804	62.19 %
364	17	261	14	5	349	646	21	0	1	668	668	966	69.15 %
370	72	839	34	24	1095	2064	50	0	1	2115	2115	3088	68.49 %
371	47	670	19	11	759	1506	48	1	3	1558	1558	2325	67.01 %
372	29	302	11	8	446	796	17	0	1	814	814	1250	65.12 %
373	134	1564	48	20	1078	2844	91	1	7	2943	2943	4429	66.45 %
400	41	464	22	5	528	1060	34	1	3	1098	1098	1511	72.67 %
401	29	439	24	5	607	1104	36	0	3	1143	1143	1512	75.60 %
402	32	440	23	7	616	1118	39	0	1	1158	1158	1559	74.28 %
403	30	442	25	5	596	1098	32	0	2	1132	1132	1551	72.99 %

Canvass Results

Official Tally

Run Time 9:21 AM

Run Date 11/21/2018

Clackamas County, Oregon

November 6, 2018 General Election

11/6/2018

Page 2 of 216

Official results

Registered Voters

203764 of 288244 = 70.69 %


Precincts Reporting

120 of 120 = 100.00 %

US Representative, District 3 - Vote for one

Precinct	Marc W Koller	Earl Blumenauer	Gary Lyndon Dye	Michael Marsh	Tom Harrison	Cast Votes	Undervotes	Overvotes	Write-ins	Vote By Mail Ballots Cast	Total Ballots Cast	Registered Voters	Turnout Percentage
404	67	807	34	10	1177	2095	91	1	3	2190	2190	3186	68.74 %
405	33	331	17	13	560	954	27	0	1	982	982	1480	66.35 %
406	21	311	13	2	355	702	22	0	2	726	726	1044	69.54 %
412	64	777	39	6	789	1675	52	1	4	1732	1732	2509	69.03 %
414	29	278	7	3	275	592	32	0	0	624	624	901	69.26 %
415	7	32	2	4	55	100	5	0	0	105	105	154	68.18 %
416	115	1512	49	16	1097	2789	116	1	4	2910	2910	4326	67.27 %
423	0	4	0	0	11	15	0	0	0	15	15	27	55.56 %
513	66	847	44	14	887	1858	51	0	4	1913	1913	2550	75.02 %
514	100	1269	80	16	1730	3195	146	3	5	3349	3349	4572	73.25 %
515	39	421	18	2	367	847	27	0	6	880	880	1263	69.68 %
516	27	313	11	8	418	777	23	0	0	800	800	1112	71.94 %
517	50	665	32	11	973	1731	57	0	3	1791	1791	2480	72.22 %
518	69	703	39	12	864	1687	63	0	2	1752	1752	2481	70.62 %
520	10	163	7	2	179	361	9	0	3	373	373	506	73.72 %
Totals	1798	21225	977	332	24109	48441	1716	11	93	50261	50261	73695	68.20 %

CERTIFIED COPY OF THE ORIGINAL
SHERRY HALL, COUNTY CLERK

BY: 

Canvass Results

Official Tally

Run Time 9:21 AM

Run Date 11/21/2018

Clackamas County, Oregon

November 6, 2018 General Election

11/6/2018

Page 3 of 216

Official results

Registered Voters

203764 of 288244 = 70.69 %

Precincts Reporting

120 of 120 = 100.00 %

US Representative, District 5 - Vote for one

Precinct	Mark Callahan	Dan Souza	Marvin Sandnes	Kurt Schrader	Cast Votes	Undervotes	Overvotes	Write-ins	Vote By Mail Ballots Cast	Total Ballots Cast	Registered Voters	Turnout Percentage
001	1231	55	33	1790	3109	123	0	4	3236	3236	4646	69.65 %
002	1028	46	57	1585	2716	89	0	4	2809	2809	4323	64.98 %
003	737	45	29	1080	1891	62	1	3	1957	1957	2959	66.14 %
004	16	0	0	20	36	1	0	0	37	37	45	82.22 %
005	1345	66	48	1752	3211	122	0	3	3336	3336	5423	61.52 %
006	1160	42	27	1208	2437	103	0	3	2543	2543	3409	74.60 %
007	1014	29	19	1249	2311	101	0	3	2415	2415	3598	67.12 %
031	666	47	33	1047	1793	49	0	3	1845	1845	2892	63.80 %
032	703	27	38	1052	1820	93	0	6	1919	1919	2872	66.82 %
033	737	41	30	1094	1902	64	0	5	1971	1971	2799	70.42 %
051	470	49	55	1700	2274	82	0	3	2359	2359	3252	72.54 %
052	593	43	43	1685	2364	98	0	9	2471	2471	3428	72.08 %
053	540	37	42	1338	1957	74	0	3	2034	2034	2871	70.85 %
054	487	18	31	1443	1979	58	0	6	2043	2043	2752	74.24 %
055	634	35	34	1309	2012	100	0	6	2118	2118	3053	69.37 %
070	1	0	0	3	4	1	0	0	5	5	5	100.00 %
071	32	1	0	104	137	1	0	1	139	139	165	84.24 %
072	21	2	0	49	72	3	0	0	75	75	110	68.18 %
073	57	4	1	84	146	5	0	0	151	151	223	67.71 %
074	25	2	0	24	51	5	0	0	56	56	69	81.16 %
103	1324	41	19	1402	2786	106	0	1	2893	2893	3926	73.69 %

Canvass Results

Official Tally

Run Time 9:21 AM

Run Date 11/21/2018

Clackamas County, Oregon

November 6, 2018 General Election

11/6/2018

Page 4 of 216

Official results

Registered Voters

203764 of 288244 = 70.69 %

Precincts Reporting

120 of 120 = 100.00 %

US Representative, District 5 - Vote for one

Precinct	Mark Callahan	Dan Souza	Marvin Sandnes	Kurt Schrader	Cast Votes	Undervotes	Overvotes	Write-ins	Vote By Mail Ballots Cast	Total Ballots Cast	Registered Voters	Turnout Percentage
105	378	12	8	495	893	44	0	1	938	938	1243	75.46 %
111	1867	81	46	1200	3194	143	1	6	3344	3344	5819	57.47 %
122	1367	39	35	1277	2718	84	0	8	2810	2810	4158	67.58 %
124	1013	22	13	1020	2068	49	1	5	2123	2123	2851	74.47 %
125	1378	60	28	1335	2801	85	1	2	2889	2889	4071	70.97 %
130	893	19	13	1489	2414	67	1	3	2485	2485	3178	78.19 %
131	926	42	26	1587	2581	64	2	1	2648	2648	3460	76.53 %
132	708	38	12	1316	2074	52	1	1	2128	2128	2780	76.55 %
133	1031	52	28	2098	3209	104	2	8	3323	3323	4140	80.27 %
134	636	27	12	1477	2152	51	0	2	2205	2205	2671	82.55 %
135	759	30	15	1509	2313	66	0	3	2382	2382	2934	81.19 %
151	701	27	20	1583	2331	69	0	7	2407	2407	2866	83.98 %
152	786	27	18	1818	2649	75	1	3	2728	2728	3312	82.37 %
153	650	28	20	1501	2199	66	0	1	2266	2266	2935	77.21 %
154	225	3	3	434	665	15	0	1	681	681	800	85.13 %
155	871	21	16	1856	2764	116	1	2	2883	2883	3561	80.96 %
156	905	33	18	1875	2831	78	0	2	2911	2911	3482	83.60 %
157	606	21	15	1417	2059	49	0	5	2113	2113	2565	82.38 %
158	582	17	19	1120	1738	64	1	3	1806	1806	2290	78.86 %
159	800	44	24	2264	3132	107	0	11	3250	3250	4198	77.42 %
160	145	5	1	225	376	12	0	0	388	388	495	78.38 %

Precinct	Mark Callahan	Dan Souza	Marvin Sandnes	Kurt Schrader		Cast Votes	Undervotes	Overvotes	Write-ins	Vote By Mail Ballots Cast	Total Ballots Cast	Registered Voters	Turnout Percentage
201	1121	44	27	1899		3091	88	1	3	3183	3183	4305	73.94 %
202	1306	70	40	2049		3465	116	1	10	3592	3592	5420	66.27 %
203	951	11	3	1058		2023	51	1	1	2076	2076	2411	86.11 %
204	811	39	18	1101		1969	78	1	3	2051	2051	2922	70.19 %
251	0	0	0	0		0	0	0	0	0	0	1	0.00 %
252	605	20	10	951		1586	45	0	1	1632	1632	2041	79.96 %
280	367	14	17	751		1149	36	0	2	1187	1187	1580	75.13 %
281	390	11	14	911		1326	28	0	4	1358	1358	1686	80.55 %
282	129	9	5	275		418	13	0	0	431	431	565	76.28 %
283	140	1	2	291		434	16	0	1	451	451	524	86.07 %
320	448	13	16	621		1098	24	0	1	1123	1123	1372	81.85 %
321	749	19	9	673		1450	59	0	0	1509	1509	1853	81.44 %
322	527	9	4	459		999	16	0	1	1016	1016	1305	77.85 %
323	645	16	11	672		1344	35	1	1	1381	1381	1758	78.56 %
330	1459	38	17	990		2504	62	0	5	2571	2571	3677	69.92 %
331	297	10	7	261		575	7	0	0	582	582	796	73.12 %
332	115	3	1	89		208	6	0	0	214	214	287	74.56 %
333	668	18	10	602		1298	35	0	0	1333	1333	1790	74.47 %
351	1671	42	32	913		2658	80	0	8	2746	2746	4075	67.39 %
352	1052	26	19	588		1685	39	0	1	1725	1725	2614	65.99 %
359	0	0	0	0		0	0	0	0	0	0	0	0.00 %

Canvass Results

Official Tally

Run Time 9:21 AM

Run Date 11/21/2018

Clackamas County, Oregon

November 6, 2018 General Election

11/6/2018

Page 6 of 216

Official results

Registered Voters

203764 of 288244 = 70.69 %

Precincts Reporting

120 of 120 = 100.00 %

US Representative, District 5 - Vote for one

Precinct	Mark Callahan	Dan Souza	Marvin Sandnes	Kurt Schrader	Cast Votes	Undervotes	Overvotes	Write-ins	Vote By Mail Ballots Cast	Total Ballots Cast	Registered Voters	Turnout Percentage
361	24	3	0	11	38	1	0	0	39	39	70	55.71 %
410	497	22	18	721	1258	44	0	4	1306	1306	1956	66.77 %
411	998	29	25	1357	2409	111	0	1	2521	2521	3597	70.09 %
413	628	39	23	875	1565	65	0	4	1634	1634	2815	58.05 %
417	9	1	1	16	27	1	0	1	29	29	42	69.05 %
418	1073	73	43	1909	3098	145	0	9	3252	3252	5688	57.17 %
419	217	14	4	437	672	25	0	2	699	699	964	72.51 %
420	149	11	11	335	506	21	0	0	527	527	830	63.49 %
421	815	28	23	1326	2192	76	1	4	2273	2273	3268	69.55 %
422	890	75	68	2005	3038	132	1	13	3184	3184	5578	57.08 %
500	978	48	52	1849	2927	89	2	6	3024	3024	4234	71.42 %
501	617	58	71	1940	2686	82	1	7	2776	2776	3951	70.26 %
502	956	44	56	2239	3295	91	0	11	3397	3397	4626	73.43 %
503	1099	38	29	1919	3085	62	1	7	3155	3155	4050	77.90 %
504	673	38	28	1177	1916	63	1	6	1986	1986	3085	64.38 %
505	516	36	20	968	1540	56	0	1	1597	1597	2199	72.62 %
506	795	51	30	1135	2011	55	1	3	2070	2070	3231	64.07 %
510	373	19	11	384	787	26	0	0	813	813	1156	70.33 %
511	1095	24	17	847	1983	49	0	3	2035	2035	2851	71.38 %
512	516	29	23	604	1172	38	0	4	1214	1214	1790	67.82 %

Canvass Results

Official Tally

Run Time 9:21 AM

Run Date 11/21/2018

Clackamas County, Oregon

November 6, 2018 General Election

11/6/2018

Page 7 of 216

Official results**Registered Voters**

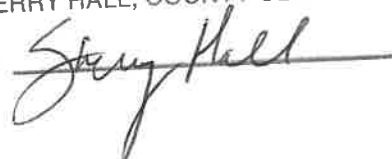
203764 of 288244 = 70.69 %

Precincts Reporting

120 of 120 = 100.00 %

US Representative, District 5 - Vote for one

Precinct	Mark Callahan	Dan Souza	Marvin Sandnes	Kurt Schrader	Cast Votes	Undervotes	Overvotes	Write-ins	Vote By Mail Ballots Cast	Total Ballots Cast	Registered Voters	Turnout Percentage
519	346	13	3	302	664	25	1	1	591	691	957	72.20 %
Totals	56763	2384	1747	87424	148318	4891	27	267	153503	153503	214549	71.55 %

CERTIFIED COPY OF THE ORIGINAL
SHERRY HALL, COUNTY CLERKBY: 

Canvass Results

Official Tally

Run Time 9:21 AM

Run Date 11/21/2018

Clackamas County, Oregon

November 6, 2018 General Election

11/6/2018

Page 8 of 216

Official results

Registered Voters

203764 of 288244 = 70.69 %

Precincts Reporting

120 of 120 = 100.00 %

Governor - Vote for one

Precinct	Aaron Auer	Nick Chen	Kate Brown	Knute Buehler	Patrick Starnes	Chris Henry	Cast Votes	Undervotes	Overvotes	Write-ins	Vote By Mail Ballots Cast	Total Ballots Cast	Registered Voters	Turnout Percentage
001	42	60	1482	1452	111	18	3165	64	1	4	3234	3234	4644	69.64 %
002	36	37	1377	1191	76	19	2736	64	1	7	2808	2808	4320	65.00 %
003	29	29	916	874	53	12	1913	39	1	3	1956	1956	2956	66.17 %
004	2	0	14	20	0	0	36	1	0	0	37	37	45	82.22 %
005	37	74	1420	1587	115	21	3254	74	1	6	3335	3335	5421	61.52 %
006	27	34	944	1411	64	6	2486	55	0	2	2543	2543	3408	74.62 %
007	30	34	976	1239	66	11	2356	52	1	6	2415	2415	3597	67.14 %
010	1	0	4	18	0	0	23	0	0	0	23	23	26	88.46 %
031	22	47	862	812	56	18	1817	26	0	2	1845	1845	2892	63.80 %
032	24	27	898	840	61	12	1862	49	0	7	1918	1918	2871	66.81 %
033	13	36	915	891	47	20	1922	42	2	4	1970	1970	2798	70.41 %
051	14	41	1598	608	48	15	2324	26	1	5	2356	2356	3246	72.58 %
052	19	31	1553	752	67	9	2431	33	1	4	2469	2469	3425	72.09 %
053	17	40	1203	672	58	13	2003	28	0	3	2034	2034	2870	70.87 %
054	17	24	1279	629	45	6	2000	40	0	2	2042	2042	2751	74.23 %
055	20	38	1136	794	59	11	2058	53	0	6	2117	2117	3052	69.36 %
070	0	0	2	3	0	0	5	0	0	0	5	5	5	100.00 %
071	0	2	82	54	0	1	139	0	0	0	139	139	165	84.24 %
072	1	2	40	28	2	1	74	1	0	0	75	75	110	68.18 %
073	0	2	73	67	6	2	150	1	0	0	151	151	223	67.71 %
074	0	0	14	36	2	0	52	3	0	1	56	56	69	81.16 %

Canvass Results

Official Tally

Run Time 9:21 AM

Run Date 11/21/2018

Clackamas County, Oregon

November 6, 2018 General Election

11/6/2018

Page 9 of 216

Official results

Registered Voters

203764 of 288244 = 70.69 %

Precincts Reporting

120 of 120 = 100.00 %

Governor - Vote for one

Precinct	Aaron Auer	Nick Chen	Kate Brown	Knute Buehler	Patrick Starnes	Chris Henry	Cast Votes	Undervotes	Overvotes	Write-ins	Vote By Mail Ballots Cast	Total Ballots Cast	Registered Voters	Turnout Percentage
100	3	0	139	189	3	1	335	11	0	0	346	346	458	75.55 %
101	33	75	2199	2547	116	30	5000	103	4	9	5116	5116	7473	68.46 %
102	4	9	240	246	10	2	511	9	0	0	520	520	843	61.68 %
103	14	33	1149	1602	37	7	2842	48	0	2	2892	2892	3921	73.76 %
104	0	0	2	2	0	0	4	0	0	0	4	4	4	100.00 %
105	7	13	372	492	18	2	904	33	0	1	938	938	1243	75.46 %
106	24	44	489	794	55	21	1427	19	0	3	1449	1449	2489	58.22 %
107	43	58	853	1396	72	17	2439	39	2	1	2481	2481	4025	61.64 %
108	34	32	763	1197	60	18	2104	29	1	3	2137	2137	3400	62.85 %
111	58	99	940	2039	122	21	3279	58	0	7	3344	3344	5817	57.49 %
122	40	40	1008	1557	93	15	2753	49	0	8	2810	2810	4156	67.61 %
124	22	15	767	1221	54	5	2084	37	0	2	2123	2123	2849	74.52 %
125	50	41	1083	1553	87	14	2828	55	2	1	2886	2886	4066	70.98 %
130	5	15	1239	1138	30	14	2441	30	1	9	2481	2481	3170	78.26 %
131	15	26	1293	1237	31	6	2608	36	0	3	2647	2647	3458	76.55 %
132	5	26	1088	929	29	14	2091	27	1	8	2127	2127	2778	76.57 %
133	8	40	1822	1355	41	6	3272	45	0	2	3319	3319	4130	80.36 %
134	4	21	1264	868	18	6	2181	21	0	2	2204	2204	2668	82.61 %
135	6	18	1229	1057	33	10	2353	26	0	3	2382	2382	2932	81.24 %
151	4	17	1322	1009	17	6	2375	26	0	3	2404	2404	2861	84.03 %
152	5	25	1533	1077	33	9	2682	34	0	1	2717	2717	3297	82.41 %

Canvass Results

Official Tally

Run Time 9:21 AM

Run Date 11/21/2018

Clackamas County, Oregon

November 6, 2018 General Election

11/6/2018

Page 10 of 216

Official results**Registered Voters**

203764 of 288244 = 70.69 %

Precincts Reporting

120 of 120 = 100.00 %

Governor - Vote for one

Precinct	Aaron Auer	Nick Chen	Kate Brown	Knute Buehler	Patrick Starnes	Chris Henry	Cast Votes	Undervotes	Overvotes	Write-ins	Vote By Mail Ballots Cast	Total Ballots Cast	Registered Voters	Turnout Percentage
153	10	22	1196	991	13	6	2238	24	0	2	2264	2264	2932	77.22 %
154	5	1	366	296	0	0	668	12	0	0	680	680	799	85.11 %
155	4	15	1539	1246	26	8	2838	34	0	4	2876	2876	3547	81.08 %
156	7	17	1526	1269	38	10	2867	39	0	0	2906	2906	3473	83.67 %
157	1	17	1162	880	16	7	2083	23	0	2	2108	2108	2559	82.38 %
158	6	23	907	809	25	4	1774	24	0	3	1801	1801	2282	78.92 %
159	8	29	1940	1152	43	12	3184	47	1	4	3236	3236	4181	77.40 %
160	3	6	171	199	1	1	381	7	0	0	388	388	495	78.38 %
201	26	55	1549	1437	63	9	3139	40	1	2	3182	3182	4303	73.95 %
202	31	61	1726	1583	95	19	3515	63	2	10	3590	3590	5415	66.30 %
203	9	12	787	1199	25	3	2035	37	1	0	2073	2073	2407	86.12 %
204	12	30	878	1033	46	14	2013	32	1	2	2048	2048	2919	70.16 %
251	0	0	0	0	0	0	0	0	0	0	0	0	1	0.00 %
252	9	12	726	834	20	6	1607	24	0	0	1631	1631	2039	79.99 %
280	6	12	635	483	32	7	1175	7	0	2	1184	1184	1575	75.17 %
281	7	14	791	487	25	3	1327	19	0	6	1352	1352	1679	80.52 %
282	2	3	238	169	7	2	421	8	1	0	430	430	564	76.24 %
283	2	2	213	220	4	1	442	5	0	0	447	447	520	85.96 %
320	5	7	479	600	16	2	1109	12	0	1	1122	1122	1371	81.84 %
321	4	6	535	934	7	3	1489	17	0	2	1508	1508	1851	81.47 %
322	1	9	344	636	13	3	1006	8	0	1	1015	1015	1302	77.96 %

Canvass Results

Official Tally

Run Time 9:21 AM

Run Date 11/21/2018

Clackamas County, Oregon

November 6, 2018 General Election

11/6/2018

Page 11 of 216

Official results

Registered Voters

203764 of 288244 = 70.69 %

Precincts Reporting

120 of 120 = 100.00 %

Governor - Vote for one

Precinct	Aaron Auer	Nick Chen	Kate Brown	Knute Buehler	Patrick Starnes	Chris Henry	Cast Votes	Undervotes	Overvotes	Write-ins	Vote By Mail Ballots Cast	Total Ballots Cast	Registered Voters	Turnout Percentage
323	11	18	526	783	12	1	1351	26	0	1	1378	1378	1753	78.61 %
330	42	29	754	1630	65	6	2526	35	1	4	2566	2566	3672	69.88 %
331	7	7	192	351	14	1	572	9	0	1	582	582	795	73.21 %
332	1	3	65	137	7	0	213	1	0	0	214	214	287	74.56 %
333	12	15	449	783	32	4	1295	28	0	5	1328	1328	1785	74.40 %
350	27	24	419	1081	41	8	1600	22	0	5	1627	1627	2366	68.77 %
351	52	39	661	1842	83	11	2688	48	0	9	2745	2745	4073	67.40 %
352	17	22	417	1188	51	9	1704	19	0	2	1725	1725	2613	66.02 %
359	0	0	0	0	0	0	0	0	0	0	0	0	0	0.00 %
360	28	36	693	1166	65	11	1999	32	2	6	2039	2039	3243	62.87 %
361	0	0	9	28	1	0	38	1	0	0	39	39	70	55.71 %
362	11	16	410	738	36	4	1215	17	0	3	1235	1235	1761	70.13 %
363	8	7	150	297	27	1	490	9	0	1	500	500	804	62.19 %
364	11	5	214	401	16	7	654	13	0	1	668	668	966	69.15 %
370	17	23	719	1245	56	9	2069	33	0	10	2112	2112	3085	68.46 %
371	14	23	542	894	50	11	1534	21	0	1	1556	1556	2320	67.07 %
372	18	16	262	476	26	3	801	9	0	3	813	813	1249	65.09 %
373	20	35	1426	1316	76	22	2895	38	0	7	2940	2940	4424	66.46 %
400	10	8	391	642	23	4	1078	19	0	0	1097	1097	1509	72.70 %
401	11	19	340	710	28	4	1112	28	0	3	1143	1143	1510	75.70 %
402	13	11	353	718	27	3	1125	27	0	3	1155	1155	1555	74.28 %

Canvass Results

Official Tally

Run Time 9:21 AM

Run Date 11/21/2018

Clackamas County, Oregon

November 6, 2018 General Election

11/6/2018

Page 12 of 216

Official results

Registered Voters

203764 of 288244 = 70.69 %

Precincts Reporting

120 of 120 = 100.00 %

Governor - Vote for one

Precinct	Aaron Auer	Nick Chen	Kate Brown	Knute Buehler	Patrick Starnes	Chris Henry	Cast Votes	Undervotes	Overvotes	Write-ins	Vote By Mail Ballots Cast	Total Ballots Cast	Registered Voters	Turnout Percentage
403	13	18	370	685	25	6	1117	11	0	4	1132	1132	1549	73.08 %
404	24	14	669	1360	55	6	2128	53	1	4	2186	2186	3180	68.74 %
405	11	7	262	657	24	4	965	14	1	2	982	982	1478	66.44 %
406	12	9	271	401	17	4	714	12	0	0	726	726	1044	69.54 %
410	11	24	606	597	34	4	1276	24	0	2	1302	1302	1951	66.74 %
411	23	33	1136	1197	63	13	2465	50	0	6	2521	2521	3595	70.13 %
412	21	26	679	942	37	2	1707	20	3	1	1731	1731	2507	69.05 %
413	15	38	754	736	45	9	1597	32	0	2	1631	1631	2811	58.02 %
414	10	7	242	327	26	1	613	9	0	0	622	622	898	69.27 %
415	3	3	34	63	0	0	103	2	0	0	105	105	154	68.18 %
416	30	48	1325	1380	63	13	2859	47	0	4	2910	2910	4326	67.27 %
417	0	0	14	13	1	1	29	0	0	0	29	29	42	69.05 %
418	20	73	1696	1299	74	29	3191	53	0	8	3252	3252	5688	57.17 %
419	4	9	371	289	14	2	689	9	0	0	698	698	963	72.48 %
420	11	4	309	168	22	4	518	7	0	2	527	527	830	63.49 %
421	21	28	1107	982	68	11	2217	52	0	1	2270	2270	3263	69.57 %
422	38	69	1769	1095	120	28	3119	58	0	7	3184	3184	5573	57.13 %
423	0	0	3	12	0	0	15	0	0	0	15	15	27	55.56 %
500	19	59	1636	1156	66	21	2957	54	0	9	3020	3020	4230	71.39 %
501	12	48	1774	811	62	12	2719	45	0	8	2772	2772	3946	70.25 %
502	17	34	2007	1191	80	14	3343	42	1	7	3393	3393	4620	73.44 %

Canvass Results

Official Tally

Run Time 9:21 AM

Run Date 11/21/2018

Clackamas County, Oregon

November 6, 2018 General Election

11/6/2018

Page 13 of 216

Official results**Registered Voters**


203764 of 288244 = 70.69 %

Precincts Reporting

120 of 120 = 100.00 %

Governor - Vote for one

Precinct	Aaron Auer	Nick Chen	Kate Brown	Knute Buehler	Patrick Starnes	Chris Henry	Cast Votes	Undervotes	Overvotes	Write-ins	Vote By Mail Ballots Cast	Total Ballots Cast	Registered Voters	Turnout Percentage
503	19	46	1612	1367	57	10	3111	32	0	8	3151	3151	4045	77.90 %
504	28	35	1041	757	71	12	1944	33	1	7	1985	1985	3083	64.39 %
505	26	21	834	644	40	6	1571	23	0	3	1597	1597	2199	72.62 %
506	51	41	952	889	92	10	2035	25	0	7	2067	2067	3225	64.09 %
510	9	19	282	452	33	3	798	12	0	0	810	810	1151	70.37 %
511	21	21	632	1263	54	8	1999	30	0	6	2035	2035	2851	71.38 %
512	13	27	500	592	43	8	1183	25	0	5	1213	1213	1789	67.80 %
513	28	17	695	1081	49	7	1877	29	1	3	1910	1910	2546	75.02 %
514	30	50	1073	2050	65	12	3280	66	2	1	3349	3349	4572	73.25 %
515	13	9	368	441	32	6	869	4	0	3	876	876	1258	69.63 %
516	12	8	277	477	15	1	790	7	0	2	799	799	1108	72.11 %
517	23	25	563	1099	42	3	1755	25	0	6	1786	1786	2474	72.19 %
518	29	23	577	1028	56	6	1719	26	0	7	1752	1752	2481	70.62 %
519	10	15	220	400	26	4	675	14	1	1	691	691	957	72.20 %
520	3	5	146	201	9	3	367	4	1	1	373	373	506	73.72 %
Totals	1853	2827	91088	98468	4726	941	199903	3252	42	363	203560	203560	287906	70.70 %

CERTIFIED COPY OF THE ORIGINAL
SHERRY HALL, COUNTY CLERKBY: 

Canvass Results

Official Tally

Run Time 9:21 AM

Run Date 11/21/2018

Clackamas County, Oregon

November 6, 2018 General Election

11/6/2018

Page 14 of 216

Official results**Registered Voters**

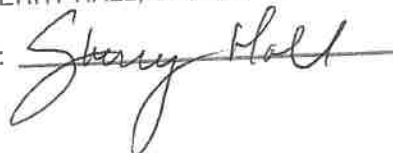
203764 of 288244 = 70.69 %

Precincts Reporting

120 of 120 = 100.00 %

State Senator, 13th District - Vote for one

Precinct	Sarah Grider	Kim Thatcher	Cast Votes	Undervotes	Overvotes	Write-ins	Vote By Mail Ballots Cast	Total Ballots Cast	Registered Voters	Turnout Percentage
201	1587	1432	3019	157	0	6	3182	3182	4303	73.95 %
202	1759	1646	3405	179	0	6	3590	3590	5415	66.30 %
204	910	1035	1945	101	0	2	2048	2048	2919	70.16 %
323	511	787	1298	80	0	0	1378	1378	1753	78.61 %
Totals	4767	4900	9667	517	0	14	10198	10198	14390	70.87 %

CERTIFIED COPY OF THE ORIGINAL
SHERRY HALL, COUNTY CLERKBY: 

Canvass Results

Official Tally

Run Time 9:21 AM

Run Date 11/21/2018

Clackamas County, Oregon

November 6, 2018 General Election

11/6/2018

Page 15 of 216

Official results

Registered Voters

203764 of 288244 = 70.69 %

Precincts Reporting

120 of 120 = 100.00 %

State Senator, 19th District - Vote for one

Precinct	Rob Wagner	David C Poulson	Cast Votes	Undervotes	Overvotes	Write-ins	Vote By Mail Ballots Cast	Total Ballots Cast	Registered Voters	Turnout Percentage
070	2	2	4	1	0	0	5	5	5	100.00 %
130	1387	978	2365	107	0	9	2481	2481	3170	78.26 %
131	1468	1074	2542	105	0	0	2647	2647	3458	76.55 %
132	1232	783	2015	107	1	4	2127	2127	2778	76.57 %
133	1972	1171	3143	170	1	5	3319	3319	4130	80.36 %
134	1388	719	2107	95	0	2	2204	2204	2668	82.61 %
135	1362	894	2256	119	1	6	2382	2382	2932	81.24 %
151	1463	825	2288	113	0	3	2404	2404	2861	84.03 %
152	1716	893	2609	104	0	4	2717	2717	3297	82.41 %
153	1421	740	2161	99	0	4	2264	2264	2932	77.22 %
154	384	240	624	56	0	0	680	680	799	85.11 %
155	1735	986	2721	151	0	4	2876	2876	3547	81.08 %
156	1741	1041	2782	120	0	4	2906	2906	3473	83.67 %
157	1311	709	2020	83	0	5	2108	2108	2559	82.38 %
158	1051	663	1714	85	0	2	1801	1801	2282	78.92 %
159	2144	927	3071	152	0	13	3236	3236	4181	77.40 %
160	203	161	364	23	0	1	388	388	495	78.38 %
251	0	0	0	0	0	0	0	0	1	0.00 %
252	860	690	1550	75	0	6	1631	1631	2039	79.99 %
280	716	420	1136	45	0	3	1184	1184	1575	75.17 %
281	860	435	1295	56	0	1	1352	1352	1679	80.52 %

Canvass Results

Official Tally

Run Time 9:21 AM

Run Date 11/21/2018

Clackamas County, Oregon

November 6, 2018 General Election

11/6/2018

Page 16 of 216

Official results**Registered Voters**

203764 of 288244 = 70.69 %

Precincts Reporting


120 of 120 = 100.00 %

State Senator, 19th District - Vote for one

Precinct	Rob Wagner	David C Poulson	Cast Votes	Undervotes	Overvotes	Write-ins	Vote By Mail Ballots Cast	Total Ballots Cast	Registered Voters	Turnout Percentage
283	248	167	415	31	0	1	447	447	520	85.96 %
320	553	515	1068	52	0	2	1122	1122	1371	81.84 %
321	600	827	1427	78	2	1	1508	1508	1851	81.47 %
322	406	564	970	42	0	3	1015	1015	1302	77.96 %
Totals	26223	16424	42647	2069	5	83	44804	44804	55905	80.14 %

CERTIFIED COPY OF THE ORIGINAL
SHERRY HALL, COUNTY CLERK

BY:



Canvass Results

Official Tally

Run Time 9:21 AM

Run Date 11/21/2018

Clackamas County, Oregon

November 6, 2018 General Election

11/6/2018

Page 17 of 216

Official results**Registered Voters**

203764 of 288244 = 70.69 %

Precincts Reporting

120 of 120 = 100.00 %

State Senator, 20th District - Vote for one

Precinct	Alan R Olsen	Charles Gallia	Kenny Sernach	Cast Votes	Undervotes	Overvotes	Write-ins	Vote By Mail Ballots Cast	Total Ballots Cast	Registered Voters	Turnout Percentage
001	1333	1654	68	3055	169	1	9	3234	3234	4644	69.64 %
002	1107	1487	62	2656	147	0	5	2808	2808	4320	65.00 %
003	838	979	34	1851	100	0	5	1956	1956	2956	66.17 %
004	18	16	0	34	3	0	0	37	37	45	82.22 %
005	1457	1588	91	3136	191	0	8	3335	3335	5421	61.52 %
006	1317	1051	40	2408	135	0	0	2543	2543	3408	74.62 %
007	1093	1136	37	2266	145	0	4	2415	2415	3597	67.14 %
010	16	6	0	22	1	0	0	23	23	26	88.46 %
031	757	939	57	1753	89	0	3	1845	1845	2892	63.80 %
032	776	983	32	1791	122	0	5	1918	1918	2871	66.81 %
033	831	998	32	1861	105	0	4	1970	1970	2798	70.41 %
102	215	260	7	482	38	0	0	520	520	843	61.68 %
106	793	560	36	1389	54	0	6	1449	1449	2489	58.22 %
122	1596	1054	39	2689	116	1	4	2810	2810	4156	67.61 %
124	1181	822	43	2046	75	0	2	2123	2123	2849	74.52 %
125	1586	1130	54	2770	110	0	6	2886	2886	4066	70.98 %
203	1144	827	10	1981	91	0	1	2073	2073	2407	86.12 %
331	342	213	11	566	15	0	1	582	582	795	73.21 %
333	772	474	27	1273	53	1	1	1328	1328	1785	74.40 %
360	1130	773	32	1935	97	0	7	2039	2039	3243	62.87 %
362	716	430	29	1175	59	0	1	1235	1235	1761	70.13 %

Canvass Results

Official Tally

Run Time 9:21 AM

Run Date 11/21/2018

Clackamas County, Oregon

November 6, 2018 General Election

11/6/2018

Page 18 of 216

Official results

Registered Voters

203764 of 288244 = 70.69 %

Precincts Reporting

120 of 120 = 100.00 %

State Senator, 20th District - Vote for one

Precinct	Alan R Olsen	Charles Gallia	Kenny Sernach	Cast Votes	Undervotes	Overvotes	Write-ins	Vote By Mail Ballots Cast	Total Ballots Cast	Registered Voters	Turnout Percentage
401	648	403	27	1078	63	0	2	1143	1143	1510	75.70 %
405	625	292	17	934	45	0	3	982	982	1478	66.44 %
406	398	281	10	689	35	0	2	726	726	1044	69.54 %
412	888	730	34	1652	76	2	1	1731	1731	2507	69.05 %
417	10	18	1	29	0	0	0	29	29	42	69.05 %
503	1216	1769	44	3029	117	0	5	3151	3151	4045	77.90 %
504	754	1100	42	1896	86	1	2	1985	1985	3083	64.39 %
505	590	895	29	1514	81	0	2	1597	1597	2199	72.62 %
506	876	1058	42	1976	89	1	1	2067	2067	3225	64.09 %
510	432	325	16	773	37	0	0	810	810	1151	70.37 %
511	1218	695	26	1939	92	1	3	2035	2035	2851	71.38 %
512	566	559	35	1160	49	1	3	1213	1213	1789	67.80 %
513	1021	793	29	1843	66	0	1	1910	1910	2546	75.02 %
514	1916	1214	56	3186	156	1	6	3349	3349	4572	73.25 %
515	408	412	10	830	43	0	3	876	876	1258	69.63 %
516	463	296	7	766	32	0	1	799	799	1108	72.11 %
517	1053	631	26	1710	73	2	1	1786	1786	2474	72.19 %
518	976	659	27	1662	87	0	3	1752	1752	2481	70.62 %
519	396	249	17	662	29	0	0	691	691	957	72.20 %
520	193	155	9	357	16	0	0	373	373	506	73.72 %
Totals	33665	29914	1245	64824	3187	12	111	68134	68134	98198	69.38 %

CERTIFIED COPY OF THE ORIGINAL,
SHERRY HALL, COUNTY CLERK

BY:

Sherry Hall

Canvass Results

Official Tally

Run Time 9:21 AM

Run Date 11/21/2018

Clackamas County, Oregon

November 6, 2018 General Election

11/6/2018

Page 19 of 216

Official results**Registered Voters**

203764 of 288244 = 70.69 %

Precincts Reporting

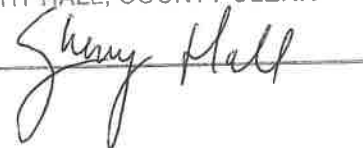
120 of 120 = 100.00 %

State Senator, 24th District - Vote for one

Precinct	Shemia Fagan	Cast Votes	Undervotes	Overvotes	Write-ins	Vote By Mail Ballots Cast	Total Ballots Cast	Registered Voters	Turnout Percentage
073	83	83	62	0	6	151	151	223	67.71 %
100	168	168	163	1	14	346	346	458	75.55 %
103	1400	1400	1351	0	141	2892	2892	3921	73.76 %
410	725	725	518	0	59	1302	1302	1951	66.74 %
418	1969	1969	1170	0	113	3252	3252	5688	57.17 %
421	1322	1322	876	0	72	2270	2270	3263	69.57 %
422	2014	2014	1049	2	119	3184	3184	5573	57.13 %
423	5	5	8	0	2	15	15	27	55.56 %
Totals	7686	7686	5197	3	526	13412	13412	21104	63.55 %

CERTIFIED COPY OF THE ORIGINAL
SHERRY HALL, COUNTY CLERK

BY:



Canvass Results

Official Tally

Run Time 9:21 AM

Run Date 11/21/2018

Clackamas County, Oregon

November 6, 2018 General Election

11/6/2018

Page 20 of 216

Official results**Registered Voters**

203764 of 288244 = 70.69 %

Precincts Reporting


120 of 120 = 100.00 %

State Senator, 26th District - Vote for one

Precinct	Chrissy Reitz	Chuck Thomsen	Cast Votes	Undervotes	Overvotes	Write-ins	Vote By Mail Ballots Cast	Total Ballots Cast	Registered Voters	Turnout Percentage
074	17	33	50	6	0	0	56	56	69	81.16 %
101	2376	2460	4836	271	0	9	5116	5116	7473	68.46 %
104	2	2	4	0	0	0	4	4	4	100.00 %
105	383	493	876	61	0	1	938	938	1243	75.46 %
107	942	1449	2391	89	0	1	2481	2481	4025	61.64 %
108	832	1229	2061	71	1	4	2137	2137	3400	62.85 %
364	255	380	635	28	0	5	668	668	966	69.15 %
370	799	1240	2039	72	0	1	2112	2112	3085	68.46 %
371	610	884	1494	59	1	2	1556	1556	2320	67.07 %
372	292	494	786	26	0	1	813	813	1249	65.09 %
373	1540	1308	2848	85	0	7	2940	2940	4424	66.46 %
400	409	628	1037	56	1	3	1097	1097	1509	72.70 %
402	385	721	1106	48	0	1	1155	1155	1555	74.28 %
403	387	703	1090	42	0	0	1132	1132	1549	73.08 %
404	719	1363	2082	101	0	3	2186	2186	3180	68.74 %
411	1213	1173	2386	132	0	3	2521	2521	3595	70.13 %
413	825	724	1549	76	0	6	1631	1631	2811	58.02 %
414	258	326	584	38	0	0	622	622	898	69.27 %
415	34	64	98	7	0	0	105	105	154	68.18 %
416	1417	1363	2780	123	0	7	2910	2910	4326	67.27 %
Totals	13695	17037	30732	1391	3	54	32180	32180	47835	67.27 %

CERTIFIED COPY OF THE ORIGINAL
SHERRY HALL, COUNTY CLERK

BY:



Canvass Results

Official Tally

Run Time 9:21 AM

Run Date 11/21/2018

Clackamas County, Oregon

November 6, 2018 General Election

11/6/2018

Page 21 of 216

Official results**Registered Voters**

203764 of 288244 = 70.69 %

Precincts Reporting

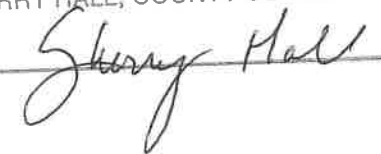
120 of 120 = 100.00 %

State Senator, 30th District (2 Year Unexpired Term) - Vote for one

Precinct	Solea Kabakov	Cliff Bentz	Cast Votes	Undervotes	Overvotes	Write-ins	Vote By Mail Ballots Cast	Total Ballots Cast	Registered Voters	Turnout Percentage
359	0	0	0	0	0	0	0	0	0	0.00 %
Totals	0	0	0	0	0	0	0	0	0	0.00 %

CERTIFIED COPY OF THE ORIGINAL
SHERRY HALL, COUNTY CLERK

BY:



Canvass Results

Official Tally

Run Time 9:21 AM

Run Date 11/21/2018

Clackamas County, Oregon

November 6, 2018 General Election

11/6/2018

Page 22 of 216

Official results**Registered Voters**

203764 of 288244 = 70.69 %

Precincts Reporting

120 of 120 = 100.00 %

State Representative, 18th District - Vote for one

Precinct	Rick Lewis	Barry Shapiro	Cast Votes	Undervotes	Overvotes	Write-ins	Vote By Mail Ballots Cast	Total Ballots Cast	Registered Voters	Turnout Percentage
111	2082	1050	3132	198	1	13	3344	3344	5817	57.49 %
330	1658	777	2435	126	0	5	2566	2566	3672	69.88 %
332	128	79	207	7	0	0	214	214	287	74.56 %
350	1097	444	1541	81	0	5	1627	1627	2366	68.77 %
351	1870	734	2604	134	0	7	2745	2745	4073	67.40 %
352	1188	463	1651	70	0	4	1725	1725	2613	66.02 %
361	27	12	39	0	0	0	39	39	70	55.71 %
363	303	175	478	22	0	0	500	500	804	62.19 %
Totals	8353	3734	12087	638	1	34	12760	12760	19702	64.76 %

CERTIFIED COPY OF THE ORIGINAL
SHERRY HALL, COUNTY CLERK

BY: 

Canvass Results

Official Tally

Run Time 9:21 AM

Run Date 11/21/2018

Clackamas County, Oregon

November 6, 2018 General Election

11/6/2018

Page 23 of 216

Official results**Registered Voters**

203764 of 288244 = 70.69 %

Precincts Reporting

120 of 120 = 100.00 %

State Representative, 26th District - Vote for one

Precinct	Courtney Neron	Tim E Nelson	Rich Vial	Cast Votes	Undervotes	Overvotes	Write-ins	Vote By Mail Ballots Cast	Total Ballots Cast	Registered Voters	Turnout Percentage
201	1699	58	1277	3034	140	0	8	3182	3182	4303	73.95 %
202	1865	84	1478	3427	153	1	9	3590	3590	5415	66.30 %
204	971	45	937	1953	92	0	3	2048	2048	2919	70.16 %
323	524	17	774	1315	61	1	1	1378	1378	1753	78.61 %
Totals	5059	204	4466	9729	446	2	21	10198	10198	14390	70.87 %

CERTIFIED COPY OF THE ORIGINAL
SHERRY HALL, COUNTY CLERKBY: 

Canvass Results

Official Tally

Run Time 9:21 AM

Run Date 11/21/2018

Clackamas County, Oregon

November 6, 2018 General Election

11/6/2018

Page 24 of 216

Official results**Registered Voters**

203764 of 288244 = 70.69 %

Precincts Reporting

120 of 120 = 100.00 %

State Representative, 35th District - Vote for one

Precinct	Margaret Doherty	Bob Niemeyer	Cast Votes	Undervotes	Overvotes	Write-ins	Vote By Mail Ballots Cast	Total Ballots Cast	Registered Voters	Turnout Percentage
282	261	148	409	20	0	1	430	430	564	76.24 %
Totals	261	148	409	20	0	1	430	430	564	76.24 %

CERTIFIED COPY OF THE ORIGINAL
SHERRY HALL, COUNTY CLERK

BY:



Canvass Results

Official Tally

Run Time 9:21 AM

Run Date 11/21/2018

Clackamas County, Oregon

November 6, 2018 General Election

11/6/2018

Page 25 of 216

Official results

Registered Voters

203764 of 288244 = 70.69 %

Precincts Reporting

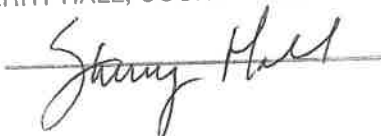
120 of 120 = 100.00 %

State Representative, 37th District - Vote for one

Precinct	Rachel Prusak	Julie Parrish	Cast Votes	Undervotes	Overvotes	Write-ins	Vote By Mail Ballots Cast	Total Ballots Cast	Registered Voters	Turnout Percentage
130	1239	1165	2404	69	3	5	2481	2481	3170	78.26 %
131	1305	1280	2585	60	0	2	2647	2647	3458	76.55 %
132	1123	945	2068	54	1	4	2127	2127	2778	76.57 %
133	1829	1391	3220	97	0	2	3319	3319	4130	80.36 %
134	1278	884	2162	41	0	1	2204	2204	2668	82.61 %
135	1245	1072	2317	61	0	4	2382	2382	2932	81.24 %
154	344	304	648	32	0	0	680	680	799	85.11 %
160	178	185	363	22	0	3	388	388	495	78.38 %
252	765	819	1584	46	0	1	1631	1631	2039	79.99 %
281	816	503	1319	30	0	3	1352	1352	1679	80.52 %
320	494	597	1091	31	0	0	1122	1122	1371	81.84 %
321	545	907	1452	53	1	2	1508	1508	1851	81.47 %
322	335	655	990	24	0	1	1015	1015	1302	77.96 %
Totals	11496	10707	22203	620	5	28	22856	22856	28672	79.72 %

CERTIFIED COPY OF THE ORIGINAL
SHERRY HALL, COUNTY CLERK

BY:



Canvass Results

Official Tally

Run Time 9:21 AM

Run Date 11/21/2018

Clackamas County, Oregon

November 6, 2018 General Election

11/6/2018

Page 26 of 216

Official results

Registered Voters

203764 of 288244 = 70.69 %

Precincts Reporting

120 of 120 = 100.00 %

State Representative, 38th District - Vote for one

Precinct	Andrea Salinas	Cast Votes	Undervotes	Overvotes	Write-ins	Vote By Mail Ballots Cast	Total Ballots Cast	Registered Voters	Turnout Percentage
070	1	1	4	0	0	5	5	5	100.00 %
151	1468	1468	903	0	33	2404	2404	2861	84.03 %
152	1692	1692	968	0	57	2717	2717	3297	82.41 %
153	1405	1405	822	0	37	2264	2264	2932	77.22 %
155	1712	1712	1112	0	52	2876	2876	3547	81.08 %
156	1713	1713	1145	0	48	2906	2906	3473	83.67 %
157	1270	1270	797	0	41	2108	2108	2559	82.38 %
158	1079	1079	699	0	23	1801	1801	2282	78.92 %
159	2062	2062	1124	0	50	3236	3236	4181	77.40 %
251	0	0	0	0	0	0	0	1	0.00 %
280	717	717	451	0	16	1184	1184	1575	75.17 %
283	244	244	194	0	9	447	447	520	85.96 %
Totals	13363	13363	8219	0	366	21948	21948	27233	80.59 %

CERTIFIED COPY OF THE ORIGINAL
SHERRY HALL, COUNTY CLERK

BY:



Canvass Results

Official Tally

Run Time 9:21 AM

Run Date 11/21/2018

Clackamas County, Oregon

November 6, 2018 General Election

11/6/2018

Page 27 of 216

Official results**Registered Voters**

203764 of 288244 = 70.69 %

Precincts Reporting

120 of 120 = 100.00 %

State Representative, 39th District - Vote for one

Precinct	Elizabeth Graser-Lindsey	Christine Drazan	Cast Votes	Undervotes	Overvotes	Write-ins	Vote By Mail Ballots Cast	Total Ballots Cast	Registered Voters	Turnout Percentage
004	12	21	33	4	0	0	37	37	45	82.22 %
102	236	245	481	39	0	0	520	520	843	61.68 %
106	566	809	1375	69	0	5	1449	1449	2489	58.22 %
122	1093	1575	2668	136	0	6	2810	2810	4156	67.61 %
124	830	1179	2009	108	1	5	2123	2123	2849	74.52 %
125	1138	1600	2738	145	0	3	2886	2886	4066	70.98 %
203	865	1107	1972	101	0	0	2073	2073	2407	86.12 %
331	210	348	558	23	0	1	582	582	795	73.21 %
333	473	777	1250	77	0	1	1328	1328	1785	74.40 %
360	774	1130	1904	130	0	5	2039	2039	3243	62.87 %
362	447	716	1163	72	0	0	1235	1235	1761	70.13 %
401	404	659	1063	77	0	3	1143	1143	1510	75.70 %
405	307	614	921	60	0	1	982	982	1478	66.44 %
406	294	389	683	41	0	2	726	726	1044	69.54 %
412	702	940	1642	86	1	2	1731	1731	2507	69.05 %
417	16	12	28	1	0	0	29	29	42	69.05 %
511	715	1204	1919	110	0	6	2035	2035	2851	71.38 %
513	781	1031	1812	94	0	4	1910	1910	2546	75.02 %
514	1257	1884	3141	199	2	7	3349	3349	4572	73.25 %
515	419	404	823	51	0	2	876	876	1258	69.63 %
516	313	453	766	32	0	1	799	799	1108	72.11 %

Canvass Results

Official Tally

Run Time 9:21 AM

Run Date 11/21/2018

Clackamas County, Oregon

November 6, 2018 General Election

11/6/2018

Page 28 of 216

Official results**Registered Voters**

203764 of 288244 = 70.69 %

Precincts Reporting

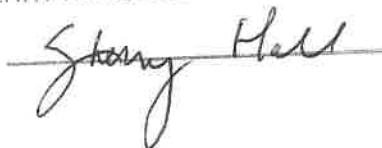
120 of 120 = 100.00 %

State Representative, 39th District - Vote for one

Precinct	Elizabeth Graser-Lindsey	Christine Drazan	Cast Votes	Undervotes	Overvotes	Write-ins	Vote By Mail Ballots Cast	Total Ballots Cast	Registered Voters	Turnout Percentage
517	665	1030	1695	86	1	4	1786	1786	2474	72.19 %
518	666	995	1661	86	0	5	1752	1752	2481	70.62 %
519	256	391	647	44	0	0	691	691	957	72.20 %
520	159	199	358	15	0	0	373	373	506	73.72 %
Totals	13598	19712	33310	1886	5	63	35264	35264	49773	70.85 %

CERTIFIED COPY OF THE ORIGINAL
SHERRY HALL, COUNTY CLERK

BY:



Canvass Results

Official Tally

Run Time 9:21 AM

Run Date 11/21/2018

Clackamas County, Oregon

November 6, 2018 General Election

11/6/2018

Page 29 of 216

Official results

Registered Voters

203764 of 288244 = 70.69 %

Precincts Reporting

120 of 120 = 100.00 %

State Representative, 40th District - Vote for one

Precinct	Mark Meek	Josh Hill	Cast Votes	Undervotes	Overvotes	Write-ins	Vote By Mail Ballots Cast	Total Ballots Cast	Registered Voters	Turnout Percentage
001	1719	1334	3053	174	0	7	3234	3234	4644	69.64 %
002	1558	1120	2678	125	0	5	2808	2808	4320	65.00 %
003	1042	814	1856	95	0	5	1956	1956	2956	66.17 %
005	1666	1501	3167	154	0	14	3335	3335	5421	61.52 %
006	1099	1310	2409	133	0	1	2543	2543	3408	74.62 %
007	1181	1090	2271	137	0	7	2415	2415	3597	67.14 %
010	7	15	22	1	0	0	23	23	26	88.46 %
031	1020	748	1768	72	0	5	1845	1845	2892	63.80 %
032	1063	750	1813	100	0	5	1918	1918	2871	66.81 %
033	1078	789	1867	99	0	4	1970	1970	2798	70.41 %
503	1839	1210	3049	99	0	3	3151	3151	4045	77.90 %
504	1148	751	1899	83	0	3	1985	1985	3083	64.39 %
505	965	570	1535	59	0	3	1597	1597	2199	72.62 %
506	1124	843	1967	97	0	3	2067	2067	3225	64.09 %
510	340	426	766	44	0	0	810	810	1151	70.37 %
512	579	562	1141	65	0	7	1213	1213	1789	67.80 %
Totals	17428	13833	31261	1537	0	72	32870	32870	48425	67.88 %

CERTIFIED COPY OF THE ORIGINAL
SHERRY HALL, COUNTY CLERKBY: 

Canvass Results

Official Tally

Run Time 9:21 AM

Run Date 11/21/2018

Clackamas County, Oregon

November 6, 2018 General Election

11/6/2018

Page 30 of 216

Official results**Registered Voters**

203764 of 288244 = 70.69 %

Precincts Reporting

120 of 120 = 100.00 %

State Representative, 41st District - Vote for one

Precinct	Karin Power	Cast Votes	Undervotes	Overvotes	Write-ins	Vote By Mail Ballots Cast	Total Ballots Cast	Registered Voters	Turnout Percentage
051	1523	1523	786	0	47	2356	2356	3246	72.58 %
052	1526	1526	891	0	52	2469	2469	3425	72.09 %
053	1276	1276	716	0	42	2034	2034	2870	70.87 %
054	1308	1308	682	0	52	2042	2042	2751	74.23 %
055	1252	1252	779	0	86	2117	2117	3052	69.36 %
071	85	85	54	0	0	139	139	165	84.24 %
072	44	44	29	0	2	75	75	110	68.18 %
419	375	375	312	0	11	698	698	963	72.48 %
420	323	323	189	0	15	527	527	830	63.49 %
500	1712	1712	1212	0	96	3020	3020	4230	71.39 %
501	1838	1838	879	0	55	2772	2772	3946	70.25 %
502	2064	2064	1263	1	65	3393	3393	4620	73.44 %
Totals	13326	13326	7792	1	523	21642	21642	30208	71.64 %

CERTIFIED COPY OF THE ORIGINAL
SHERRY HALL, COUNTY CLERK

BY:



Canvass Results

Official Tally

Run Time 9:21 AM

Run Date 11/21/2018

Clackamas County, Oregon

November 6, 2018 General Election

11/6/2018

Page 31 of 216

Official results**Registered Voters**

203764 of 288244 = 70.69 %

Precincts Reporting

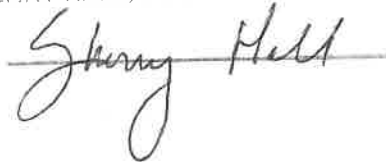
120 of 120 = 100.00 %

State Representative, 48th District - Vote for one

Precinct	Jeff Reardon	Sonny Yellott	Cast Votes	Undervotes	Overvotes	Write-ins	Vote By Mail Ballots Cast	Total Ballots Cast	Registered Voters	Turnout Percentage
073	82	60	142	9	0	0	151	151	223	67.71 %
100	151	149	300	46	0	0	346	346	458	75.55 %
103	1396	1220	2616	267	1	8	2892	2892	3921	73.76 %
410	724	471	1195	102	0	5	1302	1302	1951	66.74 %
418	1946	1021	2967	268	2	15	3252	3252	5688	57.17 %
421	1314	742	2056	208	2	4	2270	2270	3263	69.57 %
422	2067	867	2934	228	2	20	3184	3184	5573	57.13 %
423	4	11	15	0	0	0	15	15	27	55.56 %
Totals	7684	4541	12225	1128	7	52	13412	13412	21104	63.55 %

CERTIFIED COPY OF THE ORIGINAL
SHERRY HALL, COUNTY CLERK

BY:



Canvass Results

Official Tally

Run Time 9:21 AM

Run Date 11/21/2018

Clackamas County, Oregon

November 6, 2018 General Election

11/6/2018

Page 32 of 216

Official results**Registered Voters**

203764 of 288244 = 70.69 %

Precincts Reporting

120 of 120 = 100.00 %

State Representative, 51st District - Vote for one

Precinct	Lori Chavez-DeRemer	Janelle S Bynum	Cast Votes	Undervotes	Overvotes	Write-ins	Vote By Mail Ballots Cast	Total Ballots Cast	Registered Voters	Turnout Percentage
074	38	16	54	2	0	0	56	56	69	81.16 %
101	2332	2600	4932	171	0	13	5116	5116	7473	68.46 %
104	2	2	4	0	0	0	4	4	4	100.00 %
105	463	434	897	39	0	2	938	938	1243	75.46 %
400	597	426	1023	70	1	3	1097	1097	1509	72.70 %
402	681	426	1107	45	0	3	1155	1155	1555	74.28 %
403	646	430	1076	55	0	1	1132	1132	1549	73.08 %
411	1125	1291	2416	103	0	2	2521	2521	3595	70.13 %
413	703	847	1550	76	0	5	1631	1631	2811	58.02 %
414	305	287	592	30	0	0	622	622	898	69.27 %
415	61	37	98	7	0	0	105	105	154	68.18 %
416	1298	1481	2779	122	3	6	2910	2910	4326	67.27 %
Totals	8251	8277	16528	720	4	35	17287	17287	25186	68.64 %

CERTIFIED COPY OF THE ORIGINAL
SHERRY HALL, COUNTY CLERK

BY: 

Canvass Results

Official Tally

Run Time 9:21 AM

Run Date 11/21/2018

Clackamas County, Oregon

November 6, 2018 General Election

11/6/2018

Page 33 of 216

Official results

Registered Voters

203764 of 288244 = 70.69 %

Precincts Reporting

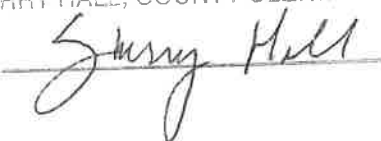
120 of 120 = 100.00 %

State Representative, 52nd District - Vote for one

Precinct	Anna Williams	Jeff Helfrich	Cast Votes	Undervotes	Overvotes	Write-ins	Vote By Mail Ballots Cast	Total Ballots Cast	Registered Voters	Turnout Percentage
107	1006	1391	2397	83	0	1	2481	2481	4025	61.64 %
108	907	1181	2088	46	1	2	2137	2137	3400	62.85 %
364	261	375	636	28	0	4	668	668	966	69.15 %
370	807	1232	2039	68	0	5	2112	2112	3085	68.46 %
371	625	858	1483	66	1	6	1556	1556	2320	67.07 %
372	296	489	785	26	1	1	813	813	1249	65.09 %
373	1604	1258	2862	72	0	6	2940	2940	4424	66.46 %
404	753	1325	2078	104	0	4	2186	2186	3180	68.74 %
Totals	6259	8109	14368	493	3	29	14893	14893	22649	65.76 %

CERTIFIED COPY OF THE ORIGINAL
SHERRY HALL, COUNTY CLERK

BY:



Canvass Results

Official Tally

Run Time 9:21 AM

Run Date 11/21/2018

Clackamas County, Oregon

November 6, 2018 General Election

11/6/2018

Page 34 of 216

Official results**Registered Voters**

203764 of 288244 = 70.69 %

Precincts Reporting

120 of 120 = 100.00 %

State Representative, 59th District - Vote for one

Precinct	Darcy Long-Curtiss	Daniel G Bonham	Cast Votes	Undervotes	Overvotes	Write-ins	Vote By Mail Ballots Cast	Total Ballots Cast	Registered Voters	Turnout Percentage
359	0	0	0	0	0	0	0	0	0	0.00 %
Totals	0	0	0	0	0	0	0	0	0	0.00 %

CERTIFIED COPY OF THE ORIGINAL
SHERRY HALL, COUNTY CLERK

BY:



Canvass Results

Official Tally

Run Time 9:21 AM

Run Date 11/21/2018

Clackamas County, Oregon

November 6, 2018 General Election

11/6/2018

Page 35 of 216

Official results**Registered Voters**

203764 of 288244 = 70.69 %

Precincts Reporting

120 of 120 = 100.00 %

Judge of the Supreme Court, Position 5 - Vote for one

Precinct	Adrienne Nelson	Cast Votes	Undervotes	Overvotes	Write-ins	Vote By Mail Ballots Cast	Total Ballots Cast	Registered Voters	Turnout Percentage
001	1539	1539	1655	0	40	3234	3234	4644	69.64 %
002	1363	1363	1393	1	51	2808	2808	4320	65.00 %
003	955	955	970	0	31	1956	1956	2956	66.17 %
004	19	19	18	0	0	37	37	45	82.22 %
005	1652	1652	1641	0	42	3335	3335	5421	61.52 %
006	1244	1244	1265	0	34	2543	2543	3408	74.62 %
007	1203	1203	1176	0	36	2415	2415	3597	67.14 %
010	8	8	15	0	0	23	23	26	88.46 %
031	955	955	868	0	22	1845	1845	2892	63.80 %
032	893	893	991	1	33	1918	1918	2871	66.81 %
033	942	942	1005	0	23	1970	1970	2798	70.41 %
051	1169	1169	1166	0	21	2356	2356	3246	72.58 %
052	1199	1199	1246	0	24	2469	2469	3425	72.09 %
053	1069	1069	944	0	21	2034	2034	2870	70.87 %
054	1044	1044	975	0	23	2042	2042	2751	74.23 %
055	1057	1057	1026	0	34	2117	2117	3052	69.36 %
070	1	1	4	0	0	5	5	5	100.00 %
071	70	70	69	0	0	139	139	165	84.24 %
072	30	30	44	0	1	75	75	110	68.18 %
073	68	68	82	0	1	151	151	223	67.71 %
074	15	15	39	0	2	56	56	69	81.16 %

Canvass Results

Official Tally

Run Time 9:21 AM

Run Date 11/21/2018

Clackamas County, Oregon

November 6, 2018 General Election

11/6/2018

Page 36 of 216

Official results**Registered Voters**

203764 of 288244 = 70.69 %

Precincts Reporting

120 of 120 = 100.00 %

Judge of the Supreme Court, Position 5 - Vote for one

Precinct	Adrienne Nelson	Cast Votes	Undervotes	Overvotes	Write-ins	Vote By Mail Ballots Cast	Total Ballots Cast	Registered Voters	Turnout Percentage
100	150	150	191	0	5	346	346	458	75.55 %
101	2479	2479	2571	1	65	5116	5116	7473	68.46 %
102	269	269	242	0	9	520	520	843	61.63 %
103	1295	1295	1549	0	48	2892	2892	3921	73.76 %
104	3	3	1	0	0	4	4	4	100.00 %
105	450	450	475	0	13	938	938	1243	75.45 %
106	751	751	669	0	29	1449	1449	2489	58.22 %
107	1245	1245	1199	1	36	2481	2481	4025	61.64 %
108	1086	1086	1031	0	20	2137	2137	3400	62.85 %
111	1615	1615	1670	0	59	3344	3344	5817	57.49 %
122	1401	1401	1384	0	25	2810	2810	4156	67.61 %
124	1050	1050	1046	0	27	2123	2123	2849	74.52 %
125	1492	1492	1372	0	22	2886	2886	4066	70.93 %
130	1247	1247	1209	0	25	2481	2481	3170	78.25 %
131	1409	1409	1210	0	28	2647	2647	3458	76.55 %
132	1081	1081	1011	0	35	2127	2127	2778	76.57 %
133	1707	1707	1572	0	40	3319	3319	4130	80.36 %
134	1098	1098	1083	0	23	2204	2204	2668	82.61 %
135	1191	1191	1168	0	23	2382	2382	2932	81.24 %
151	1235	1235	1155	0	14	2404	2404	2861	84.03 %
152	1456	1456	1235	0	26	2717	2717	3297	82.41 %

Canvass Results

Official Tally

Run Time 9:21 AM

Run Date 11/21/2018

Clackamas County, Oregon

November 6, 2018 General Election

11/6/2018

Page 37 of 216

Official results**Registered Voters**

203764 of 288244 = 70.69 %

Precincts Reporting

120 of 120 = 100.00 %

Judge of the Supreme Court, Position 5 - Vote for one

Precinct	Adrienne Nelson	Cast Votes	Undervotes	Overvotes	Write-ins	Vote By Mail Ballots Cast	Total Ballots Cast	Registered Voters	Turnout Percentage
153	1218	1218	1026	0	20	2264	2264	2932	77.22 %
154	368	368	309	0	3	680	680	799	85.11 %
155	1493	1493	1362	0	21	2876	2876	3547	81.03 %
156	1476	1476	1405	0	25	2906	2906	3473	83.67 %
157	1066	1066	1022	0	20	2108	2108	2559	82.33 %
158	941	941	850	0	10	1801	1801	2282	78.92 %
159	1718	1718	1497	0	21	3236	3236	4181	77.40 %
160	180	180	202	0	6	388	388	495	78.33 %
201	1730	1730	1426	0	26	3182	3182	4303	73.95 %
202	1964	1964	1581	0	45	3590	3590	5415	66.30 %
203	1089	1089	977	0	7	2073	2073	2407	86.12 %
204	1037	1037	979	0	32	2048	2048	2919	70.15 %
251	0	0	0	0	0	0	0	1	0.00 %
252	860	860	759	1	11	1631	1631	2039	79.93 %
280	614	614	564	0	6	1184	1184	1575	75.17 %
281	698	698	642	0	12	1352	1352	1679	80.52 %
282	221	221	204	0	5	430	430	564	76.24 %
283	219	219	222	0	6	447	447	520	85.96 %
320	502	502	610	0	10	1122	1122	1371	81.84 %
321	622	622	861	0	25	1508	1508	1851	81.47 %
322	414	414	587	0	14	1015	1015	1302	77.96 %

Canvass Results

Official Tally

Run Time 9:21 AM

Run Date 11/21/2018

Clackamas County, Oregon

November 6, 2018 General Election

11/6/2018

Page 38 of 216

Official results**Registered Voters**

203764 of 288244 = 70.69 %

Precincts Reporting

120 of 120 = 100.00 %

Judge of the Supreme Court, Position 5 - Vote for one

Precinct	Adrienne Nelson	Cast Votes	Undervotes	Overvotes	Write-ins	Vote By Mail Ballots Cast	Total Ballots Cast	Registered Voters	Turnout Percentage
323	590	590	762	0	26	1378	1378	1753	78.61 %
330	1034	1034	1496	0	36	2566	2566	3672	69.88 %
331	257	257	317	0	8	582	582	795	73.21 %
332	87	87	121	0	6	214	214	287	74.56 %
333	609	609	697	0	22	1328	1328	1785	74.40 %
350	576	576	1006	0	45	1627	1627	2366	68.77 %
351	1038	1038	1644	0	63	2745	2745	4073	67.40 %
352	681	681	1012	0	32	1725	1725	2613	66.02 %
359	0	0	0	0	0	0	0	0	0.00 %
360	854	854	1146	0	39	2039	2039	3243	62.87 %
361	22	22	17	0	0	39	39	70	55.71 %
362	491	491	730	0	14	1235	1235	1761	70.13 %
363	180	180	313	0	7	500	500	804	62.19 %
364	301	301	360	0	7	668	668	966	69.15 %
370	812	812	1262	1	37	2112	2112	3085	68.46 %
371	680	680	843	0	33	1556	1556	2320	67.07 %
372	321	321	471	0	21	813	813	1249	65.09 %
373	1343	1343	1547	0	50	2940	2940	4424	66.46 %
400	426	426	658	1	12	1097	1097	1509	72.70 %
401	473	473	659	0	11	1143	1143	1510	75.70 %
402	482	482	646	0	27	1155	1155	1555	74.23 %

Canvass Results

Official Tally

Run Time 9:21 AM

Run Date 11/21/2018

Clackamas County, Oregon

November 6, 2018 General Election

11/6/2018

Page 39 of 216

Official results**Registered Voters**

203764 of 288244 = 70.69 %

Precincts Reporting

120 of 120 = 100.00 %

Judge of the Supreme Court, Position 5 - Vote for one

Precinct	Adrienne Nelson	Cast Votes	Undervotes	Overvotes	Write-ins	Vote By Mail Ballots Cast	Total Ballots Cast	Registered Voters	Turnout Percentage
403	511	511	610	0	11	1132	1132	1549	73.08 %
404	886	886	1280	0	20	2186	2186	3180	68.74 %
405	421	421	546	0	15	982	982	1478	66.44 %
406	321	321	391	0	14	726	726	1044	69.54 %
410	618	618	662	0	22	1302	1302	1951	66.74 %
411	1229	1229	1271	0	21	2521	2521	3595	70.13 %
412	773	773	932	0	26	1731	1731	2507	69.05 %
413	855	855	744	0	32	1631	1631	2811	58.02 %
414	288	288	320	0	14	622	622	898	69.27 %
415	37	37	64	0	4	105	105	154	68.13 %
416	1464	1464	1408	0	38	2910	2910	4326	67.27 %
417	9	9	20	0	0	29	29	42	69.05 %
418	1663	1663	1550	0	39	3252	3252	5688	57.17 %
419	327	327	363	0	8	698	698	963	72.43 %
420	244	244	268	0	15	527	527	830	63.43 %
421	1156	1156	1093	0	21	2270	2270	3263	69.57 %
422	1633	1633	1501	0	50	3184	3184	5573	57.13 %
423	3	3	12	0	0	15	15	27	55.55 %
500	1436	1436	1539	0	45	3020	3020	4230	71.33 %
501	1424	1424	1315	0	33	2772	2772	3946	70.25 %
502	1661	1661	1693	0	39	3393	3393	4620	73.44 %

Canvass Results

Official Tally

Run Time 9:21 AM

Run Date 11/21/2018

Clackamas County, Oregon

November 6, 2018 General Election

11/6/2018

Page 40 of 216

Official results

Registered Voters

203764 of 288244 = 70.69 %

Precincts Reporting


120 of 120 = 100.00 %

Judge of the Supreme Court, Position 5 - Vote for one

Precinct	Adrienne Nelson	Cast Votes	Undervotes	Overvotes	Write-ins	Vote By Mail Ballots Cast	Total Ballots Cast	Registered Voters	Turnout Percentage
503	1500	1500	1600	0	51	3151	3151	4045	77.90 %
504	1030	1030	921	0	34	1985	1985	3083	64.39 %
505	763	763	821	0	13	1597	1597	2199	72.62 %
506	1030	1030	1023	0	14	2067	2067	3225	64.09 %
510	356	356	439	0	15	810	810	1151	70.37 %
511	878	878	1130	1	26	2035	2035	2851	71.38 %
512	568	568	622	1	22	1213	1213	1789	67.80 %
513	864	864	1024	0	22	1910	1910	2546	75.02 %
514	1285	1285	2018	0	46	3349	3349	4572	73.25 %
515	403	403	453	0	20	876	876	1258	69.63 %
516	316	316	465	0	18	799	799	1108	72.11 %
517	699	699	1058	1	28	1786	1786	2474	72.19 %
518	751	751	981	0	20	1752	1752	2481	70.62 %
519	294	294	388	0	9	691	691	957	72.20 %
520	168	168	198	0	7	373	373	506	73.72 %
Totals	97756	97756	103150	10	2644	203560	203560	287906	70.70 %

CERTIFIED COPY OF THE ORIGINAL
 SHERRY HALL, COUNTY CLERK

BY:



Canvass Results

Official Tally

Run Time 9:21 AM

Run Date 11/21/2018

Clackamas County, Oregon

November 6, 2018 General Election

11/6/2018

Page 41 of 216

Official results**Registered Voters**

203764 of 288244 = 70.69 %

Precincts Reporting

120 of 120 = 100.00 %

Judge of the Court of Appeals, Position 2 - Vote for one

Precinct	Bronson D James	Cast Votes	Undervotes	Overvotes	Write-ins	Vote By Mail Ballots Cast	Total Ballots Cast	Registered Voters	Turnout Percentage
001	1463	1463	1736	0	35	3234	3234	4644	69.64 %
002	1287	1287	1482	0	39	2808	2808	4320	65.00 %
003	905	905	1024	0	27	1956	1956	2956	66.17 %
004	19	19	18	0	0	37	37	45	82.22 %
005	1555	1555	1749	0	31	3335	3335	5421	61.52 %
006	1181	1181	1331	0	31	2543	2543	3408	74.62 %
007	1148	1148	1235	0	32	2415	2415	3597	67.14 %
010	8	8	15	0	0	23	23	26	88.46 %
031	893	893	931	0	21	1845	1845	2892	63.80 %
032	838	838	1050	2	28	1918	1918	2871	66.81 %
033	882	882	1062	0	26	1970	1970	2798	70.41 %
051	1034	1034	1296	0	26	2356	2356	3246	72.58 %
052	1081	1081	1365	0	23	2469	2469	3425	72.09 %
053	970	970	1040	0	24	2034	2034	2870	70.87 %
054	925	925	1100	0	17	2042	2042	2751	74.23 %
055	961	961	1124	0	32	2117	2117	3052	69.36 %
070	1	1	4	0	0	5	5	5	100.00 %
071	67	67	72	0	0	139	139	165	84.24 %
072	25	25	49	0	1	75	75	110	68.18 %
073	65	65	85	0	1	151	151	223	67.71 %
074	14	14	41	0	1	56	56	69	81.16 %

Canvass Results

Official Tally

Run Time 9:21 AM

Run Date 11/21/2018

Clackamas County, Oregon

November 6, 2018 General Election

11/6/2018

Page 42 of 216

Official results**Registered Voters**

203764 of 288244 = 70.69 %

Precincts Reporting

120 of 120 = 100.00 %

Judge of the Court of Appeals, Position 2 - Vote for one

Precinct	Bronson D James	Cast Votes	Undervotes	Overvotes	Write-ins	Vote By Mail Ballots Cast	Total Ballots Cast	Registered Voters	Turnout Percentage
100	145	145	199	0	2	346	346	458	75.55 %
101	2319	2319	2744	1	52	5116	5116	7473	68.45 %
102	245	245	270	0	5	520	520	843	61.63 %
103	1189	1189	1658	0	45	2892	2892	3921	73.75 %
104	3	3	1	0	0	4	4	4	100.00 %
105	420	420	509	0	9	938	938	1243	75.45 %
106	714	714	702	0	33	1449	1449	2489	58.22 %
107	1191	1191	1256	0	34	2481	2481	4025	61.64 %
108	1045	1045	1074	0	18	2137	2137	3400	62.85 %
111	1532	1532	1758	0	54	3344	3344	5817	57.49 %
122	1348	1348	1442	0	20	2810	2810	4156	67.61 %
124	985	985	1114	0	24	2123	2123	2849	74.52 %
125	1428	1428	1445	0	13	2886	2886	4066	70.98 %
130	1165	1165	1289	0	27	2481	2481	3170	78.26 %
131	1317	1317	1305	0	25	2647	2647	3458	76.55 %
132	1017	1017	1077	0	33	2127	2127	2778	76.57 %
133	1592	1592	1696	0	31	3319	3319	4130	80.36 %
134	1028	1028	1158	0	18	2204	2204	2668	82.61 %
135	1114	1114	1249	0	19	2382	2382	2932	81.24 %
151	1118	1118	1274	0	12	2404	2404	2861	84.03 %
152	1315	1315	1381	0	21	2717	2717	3297	82.41 %

Canvass Results

Official Tally

Run Time 9:21 AM

Run Date 11/21/2018

Clackamas County, Oregon

November 6, 2018 General Election

11/6/2018

Page 43 of 216

Official results**Registered Voters**

203764 of 288244 = 70.69 %

Precincts Reporting

120 of 120 = 100.00 %

Judge of the Court of Appeals, Position 2 - Vote for one

Precinct	Bronson D James	Cast Votes	Undervotes	Overvotes	Write-ins	Vote By Mail Ballots Cast	Total Ballots Cast	Registered Voters	Turnout Percentage
153	1118	1118	1118	0	28	2264	2264	2932	77.22 %
154	338	338	338	0	4	680	680	799	85.11 %
155	1401	1401	1457	0	18	2876	2876	3547	81.08 %
156	1333	1333	1549	0	24	2906	2906	3473	83.67 %
157	969	969	1119	0	20	2108	2108	2559	82.38 %
158	874	874	919	0	8	1801	1801	2282	78.92 %
159	1549	1549	1662	0	25	3236	3236	4181	77.40 %
160	174	174	209	0	5	388	388	495	78.38 %
201	1607	1607	1552	0	23	3182	3182	4303	73.95 %
202	1841	1841	1709	0	40	3590	3590	5415	66.30 %
203	1030	1030	1039	0	4	2073	2073	2407	86.12 %
204	959	959	1059	0	30	2048	2048	2919	70.16 %
251	0	0	0	0	0	0	0	1	0.00 %
252	794	794	824	1	12	1631	1631	2039	79.99 %
280	559	559	617	0	8	1184	1184	1575	75.17 %
281	640	640	699	0	13	1352	1352	1679	80.52 %
282	212	212	214	0	4	430	430	564	76.24 %
283	200	200	241	0	6	447	447	520	85.96 %
320	483	483	634	0	5	1122	1122	1371	81.84 %
321	586	586	901	0	21	1508	1508	1851	81.47 %
322	381	381	623	0	11	1015	1015	1302	77.96 %

Canvass Results

Official Tally

Run Time 9:21 AM

Run Date 11/21/2018

Clackamas County, Oregon

November 6, 2018 General Election

11/6/2018

Page 44 of 216

Official results**Registered Voters**

203764 of 288244 = 70.69 %

Precincts Reporting

120 of 120 = 100.00 %

Judge of the Court of Appeals, Position 2 - Vote for one

Precinct	Bronson D James	Cast Votes	Undervotes	Overvotes	Write-ins	Vote By Mail Ballots Cast	Total Ballots Cast	Registered Voters	Turnout Percentage
323	549	549	817	0	12	1378	1378	1753	78.61 %
330	971	971	1566	0	29	2566	2566	3672	69.88 %
331	237	237	338	0	7	582	582	795	73.21 %
332	85	85	124	0	5	214	214	287	74.56 %
333	577	577	736	0	15	1328	1328	1785	74.40 %
350	547	547	1040	0	40	1627	1627	2366	68.77 %
351	990	990	1699	0	56	2745	2745	4073	67.40 %
352	632	632	1064	0	29	1725	1725	2613	66.02 %
359	0	0	0	0	0	0	0	0	0.00 %
360	797	797	1210	0	32	2039	2039	3243	62.87 %
361	20	20	18	0	1	39	39	70	55.71 %
362	468	468	753	0	14	1235	1235	1761	70.13 %
363	174	174	319	0	7	500	500	804	62.19 %
364	285	285	378	0	5	668	668	966	69.15 %
370	761	761	1313	0	38	2112	2112	3085	68.46 %
371	637	637	890	0	29	1556	1556	2320	67.07 %
372	305	305	488	0	20	813	813	1249	65.09 %
373	1236	1236	1666	0	38	2940	2940	4424	66.46 %
400	415	415	670	1	11	1097	1097	1509	72.70 %
401	443	443	693	0	7	1143	1143	1510	75.70 %
402	462	462	668	0	25	1155	1155	1555	74.28 %

Canvass Results

Official Tally

Run Time 9:21 AM

Run Date 11/21/2018

Clackamas County, Oregon

November 6, 2018 General Election

11/6/2018

Page 45 of 216

Official results**Registered Voters**

203764 of 288244 = 70.69 %

Precincts Reporting

120 of 120 = 100.00 %

Judge of the Court of Appeals, Position 2 - Vote for one

Precinct	Bronson D James	Cast Votes	Undervotes	Overvotes	Write-ins	Vote By Mail Ballots Cast	Total Ballots Cast	Registered Voters	Turnout Percentage
403	489	489	635	0	8	1132	1132	1549	73.08 %
404	840	840	1325	0	21	2186	2186	3180	68.74 %
405	411	411	563	0	8	982	982	1478	66.44 %
406	305	305	410	0	11	726	726	1044	69.54 %
410	554	554	731	0	17	1302	1302	1951	66.74 %
411	1166	1166	1335	0	20	2521	2521	3595	70.13 %
412	737	737	974	0	20	1731	1731	2507	69.05 %
413	796	796	810	0	25	1631	1631	2811	58.02 %
414	272	272	339	0	11	622	622	898	69.27 %
415	34	34	68	0	3	105	105	154	68.18 %
416	1373	1373	1499	0	38	2910	2910	4326	67.27 %
417	9	9	20	0	0	29	29	42	69.05 %
418	1517	1517	1696	0	39	3252	3252	5688	57.17 %
419	309	309	380	0	9	698	698	963	72.48 %
420	226	226	289	0	12	527	527	830	63.49 %
421	1049	1049	1201	0	20	2270	2270	3263	69.57 %
422	1502	1502	1629	0	53	3184	3184	5573	57.13 %
423	3	3	12	0	0	15	15	27	55.56 %
500	1316	1316	1663	0	41	3020	3020	4230	71.39 %
501	1293	1293	1451	0	28	2772	2772	3946	70.25 %
502	1519	1519	1836	0	38	3393	3393	4620	73.44 %

Canvass Results

Official Tally

Run Time 9:21 AM

Run Date 11/21/2018

Clackamas County, Oregon

November 6, 2018 General Election

11/6/2018

Page 46 of 216

Official results**Registered Voters**

203764 of 288244 = 70.69 %

Precincts Reporting

120 of 120 = 100.00 %

Judge of the Court of Appeals, Position 2 - Vote for one

Precinct	Bronson D James	Cast Votes	Undervotes	Overvotes	Write-ins	Vote By Mail Ballots Cast	Total Ballots Cast	Registered Voters	Turnout Percentage
503	1411	1411	1698	1	41	3151	3151	4045	77.90 %
504	979	979	971	0	35	1985	1985	3083	64.39 %
505	711	711	869	0	17	1597	1597	2199	72.62 %
506	987	987	1067	0	13	2067	2067	3225	64.09 %
510	335	335	469	0	6	810	810	1151	70.37 %
511	843	843	1169	0	23	2035	2035	2851	71.38 %
512	558	558	641	0	14	1213	1213	1789	67.80 %
513	812	812	1081	0	17	1910	1910	2546	75.02 %
514	1221	1221	2085	0	43	3349	3349	4572	73.25 %
515	384	384	481	0	11	876	876	1258	69.63 %
516	293	293	491	0	15	799	799	1108	72.11 %
517	662	662	1099	1	24	1786	1786	2474	72.19 %
518	705	705	1029	0	18	1752	1752	2481	70.62 %
519	272	272	410	0	9	691	691	957	72.20 %
520	154	154	214	0	5	373	373	506	73.72 %
Totals	91238	91238	109983	7	2332	203560	203560	287906	70.70 %

CERTIFIED COPY OF THE ORIGINAL
 SHERRY HALL, COUNTY CLERK

BY: 

Canvass Results

Official Tally

Run Time 9:21 AM

Run Date 11/21/2018

Clackamas County, Oregon

November 6, 2018 General Election

11/6/2018

Page 47 of 216

Official results**Registered Voters**

203764 of 288244 = 70.69 %

Precincts Reporting

120 of 120 = 100.00 %

Judge of the Court of Appeals, Position 4 - Vote for one

Precinct	Robyn Ridler Aoyagi	Cast Votes	Undervotes	Overvotes	Write-ins	Vote By Mail Ballots Cast	Total Ballots Cast	Registered Voters	Turnout Percentage
001	1466	1466	1737	0	31	3234	3234	4644	69.64 %
002	1301	1301	1469	0	38	2808	2808	4320	65.00 %
003	912	912	1022	0	22	1956	1956	2956	66.17 %
004	19	19	18	0	0	37	37	45	82.22 %
005	1575	1575	1732	0	28	3335	3335	5421	61.52 %
006	1196	1196	1321	0	26	2543	2543	3408	74.62 %
007	1149	1149	1239	0	27	2415	2415	3597	67.14 %
010	8	8	15	0	0	23	23	26	88.46 %
031	905	905	925	0	15	1845	1845	2892	63.80 %
032	833	833	1061	2	22	1918	1918	2871	66.81 %
033	893	893	1052	1	24	1970	1970	2798	70.41 %
051	1096	1096	1244	0	16	2356	2356	3246	72.58 %
052	1139	1139	1310	0	20	2469	2469	3425	72.09 %
053	1009	1009	1008	0	17	2034	2034	2870	70.87 %
054	995	995	1034	0	13	2042	2042	2751	74.23 %
055	1001	1001	1088	0	28	2117	2117	3052	69.36 %
070	1	1	4	0	0	5	5	5	100.00 %
071	69	69	70	0	0	139	139	165	84.24 %
072	26	26	48	0	1	75	75	110	68.18 %
073	66	66	84	0	1	151	151	223	67.71 %
074	14	14	41	0	1	56	56	69	81.16 %

Canvass Results

Official Tally

Run Time 9:21 AM

Run Date 11/21/2018

Clackamas County, Oregon

November 6, 2018 General Election

11/6/2018

Page 48 of 216

Official results**Registered Voters**

203764 of 288244 = 70.69 %

Precincts Reporting

120 of 120 = 100.00 %

Judge of the Court of Appeals, Position 4 - Vote for one

Precinct	Robyn Ridler Aoyagi	Cast Votes	Undervotes	Overvotes	Write-ins	Vote By Mail Ballots Cast	Total Ballots Cast	Registered Voters	Turnout Percentage
100	142	142	201	0	3	346	346	458	75.55 %
101	2352	2352	2717	0	47	5116	5116	7473	68.46 %
102	250	250	265	0	5	520	520	843	61.68 %
103	1235	1235	1623	0	34	2892	2892	3921	73.76 %
104	2	2	2	0	0	4	4	4	100.00 %
105	429	429	498	0	11	938	938	1243	75.46 %
106	721	721	698	0	30	1449	1449	2489	58.22 %
107	1190	1190	1258	0	33	2481	2481	4025	61.64 %
108	1060	1060	1061	0	16	2137	2137	3400	62.85 %
111	1560	1560	1733	0	51	3344	3344	5817	57.49 %
122	1341	1341	1445	0	24	2810	2810	4156	67.61 %
124	1004	1004	1099	0	20	2123	2123	2849	74.52 %
125	1421	1421	1451	0	14	2886	2886	4066	70.98 %
130	1179	1179	1280	0	22	2481	2481	3170	78.26 %
131	1321	1321	1306	0	20	2647	2647	3458	76.55 %
132	1029	1029	1068	0	30	2127	2127	2778	76.57 %
133	1623	1623	1671	0	25	3319	3319	4130	80.36 %
134	1055	1055	1132	0	17	2204	2204	2668	82.61 %
135	1127	1127	1238	0	17	2382	2382	2932	81.24 %
151	1179	1179	1216	0	9	2404	2404	2861	84.03 %
152	1385	1385	1316	0	16	2717	2717	3297	82.41 %

Canvass Results

Official Tally

Run Time 9:21 AM

Run Date 11/21/2018

Clackamas County, Oregon

November 6, 2018 General Election

11/6/2018

Page 49 of 216

Official results**Registered Voters**

203764 of 288244 = 70.69 %

Precincts Reporting

120 of 120 = 100.00 %

Judge of the Court of Appeals, Position 4 - Vote for one

Precinct	Robyn Ridler Aoyagi	Cast Votes	Undervotes	Overvotes	Write-ins	Vote By Mail Ballots Cast	Total Ballots Cast	Registered Voters	Turnout Percentage
153	1167	1167	1082	0	15	2264	2264	2932	77.22 %
154	335	335	341	0	4	680	680	799	85.11 %
155	1427	1427	1434	0	15	2876	2876	3547	81.08 %
156	1411	1411	1475	0	20	2906	2906	3473	83.67 %
157	1004	1004	1087	0	17	2108	2108	2559	82.38 %
158	888	888	905	0	8	1801	1801	2282	78.92 %
159	1620	1620	1593	0	23	3236	3236	4181	77.40 %
160	178	178	207	0	3	388	388	495	78.38 %
201	1661	1661	1499	0	22	3182	3182	4303	73.95 %
202	1873	1873	1675	0	42	3590	3590	5415	66.30 %
203	1023	1023	1044	0	6	2073	2073	2407	86.12 %
204	1005	1005	1021	0	22	2048	2048	2919	70.16 %
251	0	0	0	0	0	0	0	1	0.00 %
252	808	808	814	0	9	1631	1631	2039	79.99 %
280	585	585	594	0	5	1184	1184	1575	75.17 %
281	658	658	682	0	12	1352	1352	1679	80.52 %
282	214	214	212	0	4	430	430	564	76.24 %
283	217	217	225	0	5	447	447	520	85.96 %
320	482	482	634	0	6	1122	1122	1371	81.84 %
321	592	592	897	0	19	1508	1508	1851	81.47 %
322	393	393	613	0	9	1015	1015	1302	77.96 %

Canvass Results

Official Tally

Run Time 9:21 AM

Run Date 11/21/2018

Clackamas County, Oregon

November 6, 2018 General Election

11/6/2018

Page 50 of 216

Official results**Registered Voters**

203764 of 288244 = 70.69 %

Precincts Reporting

120 of 120 = 100.00 %

Judge of the Court of Appeals, Position 4 - Vote for one

Precinct	Robyn Ridler Aoyagi	Cast Votes	Undervotes	Overvotes	Write-ins	Vote By Mail Ballots Cast	Total Ballots Cast	Registered Voters	Turnout Percentage
323	573	573	793	0	12	1378	1378	1753	78.61 %
330	993	993	1540	0	33	2566	2566	3672	69.88 %
331	244	244	332	0	6	582	582	795	73.21 %
332	90	90	119	0	5	214	214	287	74.56 %
333	575	575	735	0	18	1328	1328	1785	74.40 %
350	564	564	1026	0	37	1627	1627	2366	68.77 %
351	1015	1015	1674	1	55	2745	2745	4073	67.40 %
352	652	652	1043	0	30	1725	1725	2613	66.02 %
359	0	0	0	0	0	0	0	0	0.00 %
360	808	808	1204	0	27	2039	2039	3243	62.87 %
361	22	22	17	0	0	39	39	70	55.71 %
362	466	466	757	0	12	1235	1235	1761	70.13 %
363	172	172	322	0	6	500	500	804	62.19 %
364	288	288	376	0	4	668	668	966	69.15 %
370	770	770	1304	0	38	2112	2112	3085	68.46 %
371	646	646	884	0	26	1556	1556	2320	67.07 %
372	308	308	487	0	18	813	813	1249	65.09 %
373	1266	1266	1639	0	35	2940	2940	4424	66.46 %
400	412	412	674	1	10	1097	1097	1509	72.70 %
401	449	449	685	0	9	1143	1143	1510	75.70 %
402	461	461	674	0	20	1155	1155	1555	74.28 %

Canvass Results

Official Tally

Run Time 9:21 AM

Run Date 11/21/2018

Clackamas County, Oregon

November 6, 2018 General Election

11/6/2018

Page 51 of 216

Official results**Registered Voters**

203764 of 288244 = 70.69 %

Precincts Reporting

120 of 120 = 100.00 %

Judge of the Court of Appeals, Position 4 - Vote for one

Precinct	Robyn Ridler Aoyagi	Cast Votes	Undervotes	Overvotes	Write-ins	Vote By Mail Ballots Cast	Total Ballots Cast	Registered Voters	Turnout Percentage
403	490	490	633	0	9	1132	1132	1549	73.08 %
404	853	853	1316	0	17	2186	2186	3180	68.74 %
405	408	408	565	0	9	982	982	1478	66.44 %
406	302	302	413	0	11	726	726	1044	69.54 %
410	565	565	721	0	16	1302	1302	1951	66.74 %
411	1178	1178	1323	0	20	2521	2521	3595	70.13 %
412	745	745	965	0	21	1731	1731	2507	69.05 %
413	809	809	798	0	24	1631	1631	2811	58.02 %
414	275	275	337	0	10	622	622	898	69.27 %
415	36	36	67	0	2	105	105	154	68.18 %
416	1371	1371	1506	1	32	2910	2910	4326	67.27 %
417	9	9	20	0	0	29	29	42	69.05 %
418	1540	1540	1682	0	30	3252	3252	5688	57.17 %
419	318	318	370	0	10	698	698	963	72.48 %
420	237	237	280	0	10	527	527	830	63.49 %
421	1091	1091	1164	0	15	2270	2270	3263	69.57 %
422	1532	1532	1605	0	47	3184	3184	5573	57.13 %
423	3	3	12	0	0	15	15	27	55.56 %
500	1385	1385	1593	0	42	3020	3020	4230	71.39 %
501	1378	1378	1368	0	26	2772	2772	3946	70.25 %
502	1594	1594	1765	1	33	3393	3393	4620	73.44 %

Canvass Results

Official Tally

Run Time 9:21 AM

Run Date 11/21/2018

Clackamas County, Oregon

November 6, 2018 General Election

11/6/2018

Page 52 of 216

Official results**Registered Voters**

203764 of 288244 = 70.69 %

Precincts Reporting

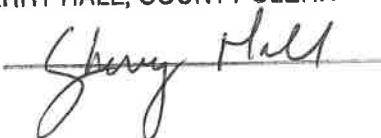
120 of 120 = 100.00 %

Judge of the Court of Appeals, Position 4 - Vote for one

Precinct	Robyn Ridler Aoyagi	Cast Votes	Undervotes	Overvotes	Write-ins	Vote By Mail Ballots Cast	Total Ballots Cast	Registered Voters	Turnout Percentage
503	1416	1416	1698	1	36	3151	3151	4045	77.93 %
504	992	992	970	0	23	1985	1985	3083	64.33 %
505	717	717	867	0	13	1597	1597	2199	72.62 %
506	976	976	1080	0	11	2067	2067	3225	64.03 %
510	341	341	461	0	8	810	810	1151	70.37 %
511	847	847	1166	0	22	2035	2035	2851	71.38 %
512	553	553	643	0	17	1213	1213	1789	67.80 %
513	823	823	1067	0	20	1910	1910	2546	75.02 %
514	1217	1217	2094	0	38	3349	3349	4572	73.25 %
515	387	387	477	0	12	876	876	1258	69.63 %
516	297	297	485	1	16	799	799	1108	72.11 %
517	674	674	1087	1	24	1786	1786	2474	72.19 %
518	718	718	1017	0	17	1752	1752	2481	70.62 %
519	279	279	406	0	6	691	691	957	72.20 %
520	158	158	210	0	5	373	373	506	73.72 %
Totals	93107	93107	108350	10	2093	203560	203560	287906	70.70 %

CERTIFIED COPY OF THE ORIGINAL
 SHERRY HALL, COUNTY CLERK

BY:



Canvass Results

Official Tally

Run Time 9:21 AM

Run Date 11/21/2018

Clackamas County, Oregon

November 6, 2018 General Election

11/6/2018

Page 53 of 216

Official results**Registered Voters**

203764 of 288244 = 70.69 %

Precincts Reporting

120 of 120 = 100.00 %

Judge of the Court of Appeals, Position 7 - Vote for one

Precinct	Steven R Powers	Cast Votes	Undervotes	Overvotes	Write-ins	Vote By Mail Ballots Cast	Total Ballots Cast	Registered Voters	Turnout Percentage
001	1466	1466	1732	0	36	3234	3234	4644	69.64 %
002	1301	1301	1469	0	38	2808	2808	4320	65.00 %
003	901	901	1031	0	24	1956	1956	2956	66.17 %
004	19	19	18	0	0	37	37	45	82.22 %
005	1571	1571	1737	0	27	3335	3335	5421	61.52 %
006	1196	1196	1321	0	26	2543	2543	3408	74.62 %
007	1163	1163	1224	0	28	2415	2415	3597	67.14 %
010	8	8	15	0	0	23	23	26	88.46 %
031	903	903	930	1	11	1845	1845	2892	63.80 %
032	837	837	1055	1	25	1918	1918	2871	66.81 %
033	884	884	1063	0	23	1970	1970	2798	70.41 %
051	1059	1059	1281	0	16	2356	2356	3246	72.58 %
052	1102	1102	1347	0	20	2469	2469	3425	72.09 %
053	983	983	1032	0	19	2034	2034	2870	70.87 %
054	953	953	1073	0	16	2042	2042	2751	74.23 %
055	990	990	1102	0	25	2117	2117	3052	69.36 %
070	1	1	4	0	0	5	5	5	100.00 %
071	69	69	70	0	0	139	139	165	84.24 %
072	26	26	48	0	1	75	75	110	68.18 %
073	67	67	83	0	1	151	151	223	67.71 %
074	14	14	41	0	1	56	56	69	81.16 %

Canvass Results

Official Tally

Run Time 9:21 AM

Run Date 11/21/2018

Clackamas County, Oregon

November 6, 2018 General Election

11/6/2018

Page 54 of 216

Official results**Registered Voters**

203764 of 288244 = 70.69 %

Precincts Reporting

120 of 120 = 100.00 %

Judge of the Court of Appeals, Position 7 - Vote for one

Precinct	Steven R Powers	Cast Votes	Undervotes	Overvotes	Write-ins	Vote By Mail Ballots Cast	Total Ballots Cast	Registered Voters	Turnout Percentage
100	144	144	199	0	3	346	346	458	75.55 %
101	2347	2347	2732	0	37	5116	5116	7473	68.46 %
102	248	248	267	0	5	520	520	843	61.68 %
103	1224	1224	1631	0	37	2892	2892	3921	73.76 %
104	2	2	2	0	0	4	4	4	100.00 %
105	426	426	504	0	8	938	938	1243	75.46 %
106	720	720	701	0	28	1449	1449	2489	58.22 %
107	1193	1193	1257	0	31	2481	2481	4025	61.64 %
108	1060	1060	1064	0	13	2137	2137	3400	62.85 %
111	1543	1543	1757	0	44	3344	3344	5817	57.49 %
122	1365	1365	1425	0	20	2810	2810	4156	67.61 %
124	1004	1004	1098	0	21	2123	2123	2849	74.52 %
125	1441	1441	1433	0	12	2886	2886	4066	70.98 %
130	1175	1175	1281	0	25	2481	2481	3170	78.26 %
131	1309	1309	1318	1	19	2647	2647	3458	76.55 %
132	1037	1037	1066	0	24	2127	2127	2778	76.57 %
133	1633	1633	1659	0	27	3319	3319	4130	80.36 %
134	1049	1049	1139	0	16	2204	2204	2668	82.61 %
135	1124	1124	1240	0	18	2382	2382	2932	81.24 %
151	1139	1139	1257	0	8	2404	2404	2861	84.03 %
152	1349	1349	1353	0	15	2717	2717	3297	82.41 %

Canvass Results

Official Tally

Run Time 9:21 AM

Run Date 11/21/2018

Clackamas County, Oregon

November 6, 2018 General Election

11/6/2018

Page 55 of 216

Official results**Registered Voters**

203764 of 288244 = 70.69 %

Precincts Reporting

120 of 120 = 100.00 %

Judge of the Court of Appeals, Position 7 - Vote for one

Precinct	Steven R Powers	Cast Votes	Undervotes	Overvotes	Write-ins	Vote By Mail Ballots Cast	Total Ballots Cast	Registered Voters	Turnout Percentage
153	1151	1151	1097	0	16	2264	2264	2932	77.22 %
154	345	345	332	0	3	680	680	799	85.11 %
155	1421	1421	1438	0	17	2876	2876	3547	81.08 %
156	1363	1363	1522	0	21	2906	2906	3473	83.67 %
157	991	991	1102	0	15	2108	2108	2559	82.38 %
158	876	876	917	0	8	1801	1801	2282	78.92 %
159	1591	1591	1625	0	20	3236	3236	4181	77.40 %
160	174	174	210	0	4	388	388	495	78.38 %
201	1623	1623	1539	0	20	3182	3182	4303	73.95 %
202	1869	1869	1678	0	43	3590	3590	5415	66.30 %
203	1039	1039	1030	0	4	2073	2073	2407	86.12 %
204	986	986	1041	2	19	2048	2048	2919	70.16 %
251	0	0	0	0	0	0	0	1	0.00 %
252	809	809	812	0	10	1631	1631	2039	79.99 %
280	575	575	604	0	5	1184	1184	1575	75.17 %
281	650	650	694	0	8	1352	1352	1679	80.52 %
282	209	209	219	0	2	430	430	564	76.24 %
283	209	209	234	0	4	447	447	520	85.96 %
320	479	479	639	0	4	1122	1122	1371	81.84 %
321	599	599	891	0	18	1508	1508	1851	81.47 %
322	383	383	621	0	11	1015	1015	1302	77.96 %

Canvass Results

Official Tally

Run Time 9:21 AM

Run Date 11/21/2018

Clackamas County, Oregon

November 6, 2018 General Election

11/6/2018

Page 56 of 216

Official results**Registered Voters**

203764 of 288244 = 70.69 %

Precincts Reporting

120 of 120 = 100.00 %

Judge of the Court of Appeals, Position 7 - Vote for one

Precinct	Steven R Powers	Cast Votes	Undervotes	Overvotes	Write-ins	Vote By Mail Ballots Cast	Total Ballots Cast	Registered Voters	Turnout Percentage
323	562	562	802	0	14	1378	1378	1753	78.61 %
330	988	988	1550	1	27	2566	2566	3672	69.88 %
331	248	248	327	0	7	582	582	795	73.21 %
332	86	86	123	0	5	214	214	287	74.56 %
333	574	574	739	0	15	1328	1328	1785	74.40 %
350	552	552	1037	0	38	1627	1627	2366	68.77 %
351	1003	1003	1695	0	47	2745	2745	4073	67.40 %
352	648	648	1049	0	28	1725	1725	2613	66.02 %
359	0	0	0	0	0	0	0	0	0.00 %
360	813	813	1195	0	31	2039	2039	3243	62.87 %
361	21	21	18	0	0	39	39	70	55.71 %
362	469	469	756	0	10	1235	1235	1761	70.13 %
363	175	175	319	0	6	500	500	804	62.19 %
364	286	286	378	0	4	668	668	966	69.15 %
370	764	764	1312	0	36	2112	2112	3085	68.46 %
371	654	654	874	0	28	1556	1556	2320	67.07 %
372	310	310	489	0	14	813	813	1249	65.09 %
373	1260	1260	1644	0	36	2940	2940	4424	66.46 %
400	412	412	672	1	12	1097	1097	1509	72.70 %
401	448	448	688	0	7	1143	1143	1510	75.70 %
402	464	464	670	0	21	1155	1155	1555	74.28 %

Canvass Results

Official Tally

Run Time 9:21 AM

Run Date 11/21/2018

Clackamas County, Oregon

November 6, 2018 General Election

11/6/2018

Page 57 of 216

Official results**Registered Voters**

203764 of 288244 = 70.69 %

Precincts Reporting

120 of 120 = 100.00 %

Judge of the Court of Appeals, Position 7 - Vote for one

Precinct	Steven R Powers	Cast Votes	Undervotes	Overvotes	Write-ins	Vote By Mail Ballots Cast	Total Ballots Cast	Registered Voters	Turnout Percentage
403	492	492	632	0	8	1132	1132	1549	73.08 %
404	848	848	1321	0	17	2186	2186	3180	68.74 %
405	410	410	561	0	11	982	982	1478	66.44 %
406	302	302	412	0	12	726	726	1044	69.54 %
410	566	566	722	0	14	1302	1302	1951	66.74 %
411	1184	1184	1317	0	20	2521	2521	3595	70.13 %
412	746	746	966	0	19	1731	1731	2507	69.05 %
413	803	803	801	0	27	1631	1631	2811	58.02 %
414	275	275	337	0	10	622	622	898	69.27 %
415	34	34	68	0	3	105	105	154	68.18 %
416	1386	1386	1488	0	36	2910	2910	4326	67.27 %
417	9	9	20	0	0	29	29	42	69.05 %
418	1529	1529	1694	0	29	3252	3252	5688	57.17 %
419	311	311	376	0	11	698	698	963	72.48 %
420	229	229	287	0	11	527	527	830	63.49 %
421	1074	1074	1183	0	13	2270	2270	3263	69.57 %
422	1513	1513	1627	0	44	3184	3184	5573	57.13 %
423	3	3	12	0	0	15	15	27	55.56 %
500	1338	1338	1643	0	39	3020	3020	4230	71.39 %
501	1331	1331	1413	0	28	2772	2772	3946	70.25 %
502	1564	1564	1801	0	28	3393	3393	4620	73.44 %

Canvass Results

Official Tally

Run Time 9:21 AM

Run Date 11/21/2018

Clackamas County, Oregon

November 6, 2018 General Election

11/6/2018

Page 58 of 216

Official results**Registered Voters**

203764 of 288244 = 70.69 %

Precincts Reporting

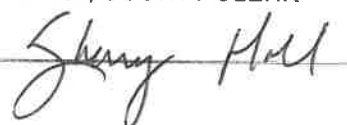
120 of 120 = 100.00 %

Judge of the Court of Appeals, Position 7 - Vote for one

Precinct	Steven R Powers	Cast Votes	Undervotes	Overvotes	Write-ins	Vote By Mail Ballots Cast	Total Ballots Cast	Registered Voters	Turnout Percentage
503	1409	1409	1703	1	38	3151	3151	4045	77.90 %
504	993	993	968	0	24	1985	1985	3083	64.39 %
505	711	711	873	0	13	1597	1597	2199	72.62 %
506	979	979	1077	0	11	2067	2067	3225	64.09 %
510	341	341	462	0	7	810	810	1151	70.37 %
511	856	856	1159	1	19	2035	2035	2851	71.38 %
512	562	562	635	0	16	1213	1213	1789	67.80 %
513	830	830	1063	0	17	1910	1910	2546	75.02 %
514	1230	1230	2083	0	36	3349	3349	4572	73.25 %
515	392	392	474	0	10	876	876	1258	69.63 %
516	295	295	487	0	17	799	799	1108	72.11 %
517	679	679	1083	1	23	1786	1786	2474	72.19 %
518	717	717	1015	0	20	1752	1752	2481	70.62 %
519	277	277	405	0	9	691	691	957	72.20 %
520	157	157	211	0	5	373	373	506	73.72 %
Totals	92499	92499	109020	10	2031	203560	203560	287906	70.70 %

CERTIFIED COPY OF THE ORIGINAL
SHERRY HALL, COUNTY CLERK

BY:



Canvass Results

Official Tally

Run Time 9:21 AM

Run Date 11/21/2018

Clackamas County, Oregon

November 6, 2018 General Election

11/6/2018

Page 59 of 216

Official results**Registered Voters**

203764 of 288244 = 70.69 %

Precincts Reporting

120 of 120 = 100.00 %

Judge of the Oregon Tax Court - Vote for one

Precinct	Robert Manicke	Cast Votes	Undervotes	Overvotes	Write-ins	Vote By Mail Ballots Cast	Total Ballots Cast	Registered Voters	Turnout Percentage
001	1456	1456	1746	0	32	3234	3234	4644	69.64 %
002	1291	1291	1480	0	37	2808	2808	4320	65.00 %
003	901	901	1031	0	24	1956	1956	2956	66.17 %
004	19	19	18	0	0	37	37	45	82.22 %
005	1569	1569	1744	0	22	3335	3335	5421	61.52 %
006	1196	1196	1323	0	24	2543	2543	3408	74.62 %
007	1171	1171	1216	1	27	2415	2415	3597	67.14 %
010	8	8	15	0	0	23	23	26	88.46 %
031	896	896	933	0	16	1845	1845	2892	63.80 %
032	838	838	1054	2	24	1918	1918	2871	66.81 %
033	885	885	1066	0	19	1970	1970	2798	70.41 %
051	1043	1043	1292	1	20	2356	2356	3246	72.58 %
052	1104	1104	1349	0	16	2469	2469	3425	72.09 %
053	986	986	1030	0	18	2034	2034	2870	70.87 %
054	939	939	1090	0	13	2042	2042	2751	74.23 %
055	973	973	1117	0	27	2117	2117	3052	69.36 %
070	1	1	4	0	0	5	5	5	100.00 %
071	70	70	69	0	0	139	139	165	84.24 %
072	26	26	48	0	1	75	75	110	68.18 %
073	65	65	84	0	2	151	151	223	67.71 %
074	13	13	42	0	1	56	56	69	81.16 %

Canvass Results

Official Tally

Run Time 9:21 AM

Run Date 11/21/2018

Clackamas County, Oregon

November 6, 2018 General Election

11/6/2018

Page 60 of 216

Official results**Registered Voters**

203764 of 288244 = 70.69 %

Precincts Reporting

120 of 120 = 100.00 %

Judge of the Oregon Tax Court - Vote for one

Precinct	Robert Manicke	Cast Votes	Undervotes	Overvotes	Write-ins	Vote By Mail Ballots Cast	Total Ballots Cast	Registered Voters	Turnout Percentage
100	140	140	203	0	3	346	346	458	75.55 %
101	2359	2359	2717	0	40	5116	5116	7473	68.45 %
102	242	242	273	0	5	520	520	843	61.63 %
103	1231	1231	1629	0	32	2892	2892	3921	73.75 %
104	2	2	2	0	0	4	4	4	100.00 %
105	420	420	509	0	9	938	938	1243	75.45 %
106	724	724	698	0	27	1449	1449	2489	58.22 %
107	1187	1187	1262	0	32	2481	2481	4025	61.64 %
108	1066	1066	1055	0	16	2137	2137	3400	62.85 %
111	1541	1541	1759	0	44	3344	3344	5817	57.49 %
122	1366	1366	1422	0	22	2810	2810	4156	67.61 %
124	1014	1014	1089	0	20	2123	2123	2849	74.52 %
125	1438	1438	1435	0	13	2886	2886	4066	70.98 %
130	1180	1180	1276	0	25	2481	2481	3170	78.26 %
131	1318	1318	1307	0	22	2647	2647	3458	76.55 %
132	1026	1026	1072	0	29	2127	2127	2778	76.57 %
133	1630	1630	1659	0	30	3319	3319	4130	80.36 %
134	1049	1049	1143	0	12	2204	2204	2668	82.61 %
135	1124	1124	1243	0	15	2382	2382	2932	81.24 %
151	1134	1134	1260	0	10	2404	2404	2861	84.03 %
152	1338	1338	1363	0	16	2717	2717	3297	82.41 %

Canvass Results

Official Tally

Run Time 9:21 AM

Run Date 11/21/2018

Clackamas County, Oregon

November 6, 2018 General Election

11/6/2018

Page 61 of 216

Official results**Registered Voters**

203764 of 288244 = 70.69 %

Precincts Reporting

120 of 120 = 100.00 %

Judge of the Oregon Tax Court - Vote for one

Precinct	Robert Manicke	Cast Votes	Undervotes	Overvotes	Write-ins	Vote By Mail Ballots Cast	Total Ballots Cast	Registered Voters	Turnout Percentage
153	1155	1155	1092	0	17	2264	2264	2932	77.22 %
154	347	347	331	0	2	680	680	799	85.11 %
155	1421	1421	1437	0	18	2876	2876	3547	81.08 %
156	1362	1362	1522	0	22	2906	2906	3473	83.67 %
157	982	982	1110	0	16	2108	2108	2559	82.38 %
158	877	877	916	0	8	1801	1801	2282	78.92 %
159	1586	1586	1633	0	17	3236	3236	4181	77.40 %
160	178	178	205	0	5	388	388	495	78.38 %
201	1639	1639	1525	0	18	3182	3182	4303	73.95 %
202	1870	1870	1685	0	35	3590	3590	5415	66.30 %
203	1029	1029	1039	0	5	2073	2073	2407	86.12 %
204	982	982	1046	0	20	2048	2048	2919	70.16 %
251	0	0	0	0	0	0	0	1	0.00 %
252	806	806	818	0	7	1631	1631	2039	79.59 %
280	574	574	604	0	6	1184	1184	1575	75.17 %
281	647	647	695	0	10	1352	1352	1679	80.52 %
282	212	212	216	0	2	430	430	564	76.24 %
283	206	206	237	0	4	447	447	520	85.96 %
320	484	484	632	0	6	1122	1122	1371	81.84 %
321	605	605	883	0	20	1508	1508	1851	81.47 %
322	379	379	626	0	10	1015	1015	1302	77.96 %

Canvass Results

Official Tally

Run Time 9:21 AM

Run Date 11/21/2018

Clackamas County, Oregon

November 6, 2018 General Election

11/6/2018

Page 62 of 216

Official results**Registered Voters**

203764 of 288244 = 70.69 %

Precincts Reporting

120 of 120 = 100.00 %

Judge of the Oregon Tax Court - Vote for one

Precinct	Robert Manicke	Cast Votes	Undervotes	Overvotes	Write-ins	Vote By Mail Ballots Cast	Total Ballots Cast	Registered Voters	Turnout Percentage
323	569	569	794	0	15	1378	1378	1753	78.61 %
330	991	991	1549	0	26	2566	2566	3672	69.83 %
331	250	250	325	0	7	582	582	795	73.21 %
332	87	87	122	0	5	214	214	287	74.55 %
333	577	577	735	0	16	1328	1328	1785	74.40 %
350	546	546	1043	0	38	1627	1627	2366	68.77 %
351	990	990	1707	0	48	2745	2745	4073	67.40 %
352	644	644	1055	0	26	1725	1725	2613	66.02 %
359	0	0	0	0	0	0	0	0	0.00 %
360	810	810	1202	0	27	2039	2039	3243	62.87 %
361	22	22	17	0	0	39	39	70	55.71 %
362	468	468	755	0	12	1235	1235	1761	70.13 %
363	174	174	320	0	6	500	500	804	62.19 %
364	285	285	379	0	4	668	668	966	69.15 %
370	768	768	1310	0	34	2112	2112	3085	68.46 %
371	653	653	876	0	27	1556	1556	2320	67.07 %
372	313	313	486	0	14	813	813	1249	65.09 %
373	1252	1252	1653	0	35	2940	2940	4424	66.46 %
400	417	417	670	1	9	1097	1097	1509	72.70 %
401	449	449	687	0	7	1143	1143	1510	75.70 %
402	466	466	674	0	15	1155	1155	1555	74.28 %

Canvass Results

Official Tally

Run Time 9:21 AM

Run Date 11/21/2018

Clackamas County, Oregon

November 6, 2018 General Election

11/6/2018

Page 63 of 216

Official results**Registered Voters**

203764 of 288244 = 70.69 %

Precincts Reporting

120 of 120 = 100.00 %

Judge of the Oregon Tax Court - Vote for one

Precinct	Robert Manicke	Cast Votes	Undervotes	Overvotes	Write-ins	Vote By Mail Ballots Cast	Total Ballots Cast	Registered Voters	Turnout Percentage
403	490	490	634	0	8	1132	1132	1549	73.08 %
404	848	848	1323	0	15	2186	2186	3180	68.74 %
405	412	412	559	0	11	982	982	1478	66.44 %
406	305	305	408	0	13	726	726	1044	69.54 %
410	559	559	729	0	14	1302	1302	1951	66.74 %
411	1181	1181	1322	0	18	2521	2521	3595	70.13 %
412	749	749	961	0	21	1731	1731	2507	69.05 %
413	800	800	807	0	24	1631	1631	2811	58.02 %
414	274	274	337	0	11	622	622	898	69.27 %
415	34	34	69	0	2	105	105	154	68.18 %
416	1383	1383	1494	1	32	2910	2910	4326	67.27 %
417	9	9	20	0	0	29	29	42	69.05 %
418	1540	1540	1681	0	31	3252	3252	5688	57.17 %
419	307	307	381	0	10	698	698	963	72.48 %
420	233	233	284	0	10	527	527	830	63.49 %
421	1078	1078	1179	0	13	2270	2270	3263	69.57 %
422	1531	1531	1608	0	45	3184	3184	5573	57.13 %
423	3	3	12	0	0	15	15	27	55.56 %
500	1343	1343	1640	0	37	3020	3020	4230	71.39 %
501	1327	1327	1417	0	28	2772	2772	3946	70.25 %
502	1544	1544	1818	1	30	3393	3393	4620	73.44 %

Canvass Results

Official Tally

Run Time 9:21 AM

Run Date 11/21/2018

Clackamas County, Oregon

November 6, 2018 General Election

11/6/2018

Page 64 of 216

Official results**Registered Voters**

203764 of 288244 = 70.69 %


Precincts Reporting

120 of 120 = 100.00 %

Judge of the Oregon Tax Court - Vote for one

Precinct	Robert Manicke	Cast Votes	Undervotes	Overvotes	Write-ins	Vote By Mail Ballots Cast	Total Ballots Cast	Registered Voters	Turnout Percentage
503	1416	1416	1698	0	37	3151	3151	4045	77.90 %
504	991	991	972	0	22	1985	1985	3083	64.39 %
505	707	707	875	0	15	1597	1597	2199	72.62 %
506	983	983	1076	0	8	2067	2067	3225	64.09 %
510	340	340	464	0	6	810	810	1151	70.37 %
511	866	866	1150	0	19	2035	2035	2851	71.38 %
512	561	561	638	0	14	1213	1213	1789	67.80 %
513	832	832	1062	0	16	1910	1910	2546	75.02 %
514	1226	1226	2086	0	37	3349	3349	4572	73.25 %
515	385	385	477	0	14	876	876	1258	69.63 %
516	291	291	490	0	18	799	799	1108	72.11 %
517	683	683	1083	0	20	1786	1786	2474	72.19 %
518	719	719	1011	0	22	1752	1752	2481	70.62 %
519	282	282	403	0	6	691	691	957	72.20 %
520	157	157	212	0	4	373	373	506	73.72 %
Totals	92440	92440	109118	7	1995	203560	203560	287906	70.70 %

CERTIFIED COPY OF THE ORIGINAL
 SHERRY HALL, COUNTY CLERK

BY: 

Canvass Results

Official Tally

Run Time 9:21 AM

Run Date 11/21/2018

Clackamas County, Oregon

November 6, 2018 General Election

11/6/2018

Page 65 of 216

Official results**Registered Voters**

203764 of 288244 = 70.69 %

Precincts Reporting

120 of 120 = 100.00 %

Judge of the Circuit Court, 5th District, Position 2 - Vote for one

Precinct	Ann Lininger	Cast Votes	Undervotes	Overvotes	Write-ins	Vote By Mail Ballots Cast	Total Ballots Cast	Registered Voters	Turnout Percentage
001	1497	1497	1703	0	34	3234	3234	4644	69.64 %
002	1322	1322	1444	0	42	2808	2808	4320	65.00 %
003	928	928	1001	0	27	1956	1956	2956	66.17 %
004	20	20	17	0	0	37	37	45	82.22 %
005	1600	1600	1708	0	27	3335	3335	5421	61.52 %
006	1216	1216	1301	0	26	2543	2543	3408	74.62 %
007	1180	1180	1208	0	27	2415	2415	3597	67.14 %
010	8	8	15	0	0	23	23	26	88.46 %
031	919	919	911	0	15	1845	1845	2892	63.80 %
032	861	861	1032	1	24	1918	1918	2871	66.81 %
033	913	913	1035	0	22	1970	1970	2798	70.41 %
051	1099	1099	1230	0	27	2356	2356	3246	72.58 %
052	1149	1149	1306	0	14	2469	2469	3425	72.09 %
053	1029	1029	990	0	15	2034	2034	2870	70.87 %
054	995	995	1027	0	20	2042	2042	2751	74.23 %
055	1020	1020	1068	0	29	2117	2117	3052	69.36 %
070	2	2	3	0	0	5	5	5	100.00 %
071	71	71	68	0	0	139	139	165	84.24 %
072	26	26	48	0	1	75	75	110	68.18 %
073	68	68	82	0	1	151	151	223	67.71 %
074	13	13	42	0	1	56	56	69	81.16 %

Canvass Results

Official Tally

Run Time 9:21 AM

Run Date 11/21/2018

Clackamas County, Oregon

November 6, 2018 General Election

11/6/2018

Page 66 of 216

Official results**Registered Voters**

203764 of 288244 = 70.69 %

Precincts Reporting

120 of 120 = 100.00 %

Judge of the Circuit Court, 5th District, Position 2 - Vote for one

Precinct	Ann Linger	Cast Votes	Undervotes	Overvotes	Write-ins	Vote By Mail Ballots Cast	Total Ballots Cast	Registered Voters	Turnout Percentage
100	143	143	199	0	4	346	346	458	75.55 %
101	2385	2385	2697	0	34	5116	5116	7473	68.46 %
102	251	251	264	0	5	520	520	843	61.68 %
103	1248	1248	1610	0	34	2892	2892	3921	73.76 %
104	2	2	2	0	0	4	4	4	100.00 %
105	427	427	502	0	9	938	938	1243	75.46 %
106	727	727	697	0	25	1449	1449	2489	58.22 %
107	1205	1205	1241	0	35	2481	2481	4025	61.64 %
108	1083	1083	1036	0	18	2137	2137	3400	62.85 %
111	1557	1557	1744	0	43	3344	3344	5817	57.49 %
122	1374	1374	1414	0	22	2810	2810	4156	67.61 %
124	1039	1039	1062	0	22	2123	2123	2849	74.52 %
125	1465	1465	1406	0	15	2886	2886	4066	70.98 %
130	1197	1197	1255	1	28	2481	2481	3170	78.26 %
131	1353	1353	1272	0	22	2647	2647	3458	76.55 %
132	1046	1046	1055	0	26	2127	2127	2778	76.57 %
133	1664	1664	1628	0	27	3319	3319	4130	80.36 %
134	1089	1089	1099	0	16	2204	2204	2668	82.61 %
135	1154	1154	1202	0	26	2382	2382	2932	81.24 %
151	1242	1242	1147	0	15	2404	2404	2861	84.03 %
152	1447	1447	1247	0	23	2717	2717	3297	82.41 %

Canvass Results

Official Tally

Run Time 9:21 AM

Run Date 11/21/2018

Clackamas County, Oregon

November 6, 2018 General Election

11/6/2018

Page 67 of 216

Official results**Registered Voters**

203764 of 288244 = 70.69 %

Precincts Reporting

120 of 120 = 100.00 %

Judge of the Circuit Court, 5th District, Position 2 - Vote for one

Precinct	Ann Linger	Cast Votes	Undervotes	Overvotes	Write-ins	Vote By Mail Ballots Cast	Total Ballots Cast	Registered Voters	Turnout Percentage
153	1230	1230	1005	0	29	2264	2264	2932	77.22 %
154	366	366	312	0	2	680	680	799	85.11 %
155	1534	1534	1322	0	20	2876	2876	3547	81.03 %
156	1469	1469	1410	0	27	2906	2906	3473	83.67 %
157	1038	1038	1050	0	20	2108	2108	2559	82.33 %
158	934	934	857	0	10	1801	1801	2282	78.92 %
159	1697	1697	1512	0	27	3236	3236	4181	77.40 %
160	183	183	202	0	3	388	388	495	78.33 %
201	1676	1676	1489	0	17	3182	3182	4303	73.95 %
202	1900	1900	1655	0	35	3590	3590	5415	66.30 %
203	1048	1048	1020	0	5	2073	2073	2407	86.12 %
204	992	992	1029	0	27	2048	2048	2919	70.16 %
251	0	0	0	0	0	0	0	1	0.00 %
252	829	829	796	0	6	1631	1631	2039	79.99 %
280	603	603	574	0	7	1184	1184	1575	75.17 %
281	675	675	665	0	12	1352	1352	1679	80.52 %
282	214	214	212	0	4	430	430	564	76.24 %
283	226	226	216	0	5	447	447	520	85.96 %
320	513	513	602	0	7	1122	1122	1371	81.84 %
321	610	610	876	0	22	1508	1508	1851	81.47 %
322	396	396	611	0	8	1015	1015	1302	77.96 %

Canvass Results

Official Tally

Run Time 9:21 AM

Run Date 11/21/2018

Clackamas County, Oregon

November 6, 2018 General Election

11/6/2018

Page 68 of 216

Official results**Registered Voters**

203764 of 288244 = 70.69 %

Precincts Reporting

120 of 120 = 100.00 %

Judge of the Circuit Court, 5th District, Position 2 - Vote for one

Precinct	Ann Linger	Cast Votes	Undervotes	Overvotes	Write-ins	Vote By Mail Ballots Cast	Total Ballots Cast	Registered Voters	Turnout Percentage
323	580	580	782	0	16	1378	1378	1753	78.61 %
330	989	989	1551	0	26	2566	2566	3672	69.88 %
331	256	256	319	0	7	582	582	795	73.21 %
332	85	85	124	0	5	214	214	287	74.56 %
333	602	602	705	0	21	1328	1328	1785	74.40 %
350	560	560	1030	0	37	1627	1627	2366	68.77 %
351	996	996	1693	0	56	2745	2745	4073	67.40 %
352	654	654	1037	0	34	1725	1725	2613	66.02 %
359	0	0	0	0	0	0	0	0	0.00 %
360	831	831	1178	0	30	2039	2039	3243	62.87 %
361	22	22	17	0	0	39	39	70	55.71 %
362	469	469	756	0	10	1235	1235	1761	70.13 %
363	176	176	317	0	7	500	500	804	62.13 %
364	294	294	369	0	5	668	668	966	69.15 %
370	782	782	1288	0	42	2112	2112	3085	68.45 %
371	673	673	858	0	25	1556	1556	2320	67.07 %
372	315	315	482	0	16	813	813	1249	65.03 %
373	1297	1297	1601	0	42	2940	2940	4424	66.45 %
400	415	415	668	1	13	1097	1097	1509	72.70 %
401	455	455	676	0	12	1143	1143	1510	75.70 %
402	459	459	673	0	23	1155	1155	1555	74.28 %

Canvass Results

Official Tally

Run Time 9:21 AM

Run Date 11/21/2018

Clackamas County, Oregon

November 6, 2018 General Election

11/6/2018

Page 69 of 216

Official results**Registered Voters**

203764 of 288244 = 70.69 %

Precincts Reporting

120 of 120 = 100.00 %

Judge of the Circuit Court, 5th District, Position 2 - Vote for one

Precinct	Ann Lininger	Cast Votes	Undervotes	Overvotes	Write-ins	Vote By Mail Ballots Cast	Total Ballots Cast	Registered Voters	Turnout Percentage
403	492	492	634	0	6	1132	1132	1549	73.08 %
404	864	864	1301	0	21	2186	2186	3180	68.74 %
405	413	413	559	0	10	982	982	1478	66.44 %
406	308	308	403	0	15	726	726	1044	69.54 %
410	576	576	708	0	18	1302	1302	1951	66.74 %
411	1188	1188	1314	0	19	2521	2521	3595	70.13 %
412	759	759	952	0	20	1731	1731	2507	69.05 %
413	808	808	800	0	23	1631	1631	2811	58.02 %
414	276	276	332	0	14	622	622	898	69.27 %
415	35	35	69	0	1	105	105	154	68.13 %
416	1399	1399	1471	0	40	2910	2910	4326	67.27 %
417	11	11	18	0	0	29	29	42	69.05 %
418	1565	1565	1653	0	34	3252	3252	5688	57.17 %
419	314	314	374	0	10	698	698	963	72.43 %
420	238	238	278	0	11	527	527	830	63.49 %
421	1104	1104	1152	0	14	2270	2270	3263	69.57 %
422	1562	1562	1574	0	48	3184	3184	5573	57.13 %
423	3	3	12	0	0	15	15	27	55.55 %
500	1393	1393	1591	0	36	3020	3020	4230	71.33 %
501	1396	1396	1351	1	24	2772	2772	3946	70.25 %
502	1600	1600	1758	1	34	3393	3393	4620	73.44 %

Canvass Results

Official Tally

Run Time 9:21 AM

Run Date 11/21/2018

Clackamas County, Oregon

November 6, 2018 General Election

11/6/2018

Page 70 of 216

Official results**Registered Voters**

203764 of 288244 = 70.69 %

Precincts Reporting

120 of 120 = 100.00 %

Judge of the Circuit Court, 5th District, Position 2 - Vote for one

Precinct	Ann Lininger	Cast Votes	Undervotes	Overvotes	Write-ins	Vote By Mail Ballots Cast	Total Ballots Cast	Registered Voters	Turnout Percentage
503	1454	1454	1655	1	41	3151	3151	4045	77.90 %
504	1007	1007	956	0	22	1985	1985	3083	64.39 %
505	742	742	840	0	15	1597	1597	2199	72.62 %
506	999	999	1056	0	12	2067	2067	3225	64.09 %
510	344	344	459	0	7	810	810	1151	70.37 %
511	860	860	1150	0	25	2035	2035	2851	71.38 %
512	567	567	629	0	17	1213	1213	1789	67.80 %
513	863	863	1032	0	15	1910	1910	2546	75.02 %
514	1253	1253	2057	0	39	3349	3349	4572	73.25 %
515	393	393	471	1	11	876	876	1258	69.63 %
516	305	305	481	0	13	799	799	1108	72.11 %
517	689	689	1071	0	26	1786	1786	2474	72.19 %
518	732	732	995	0	25	1752	1752	2481	70.62 %
519	290	290	394	0	7	691	691	957	72.20 %
520	166	166	200	0	7	373	373	506	73.72 %
Totals	95045	95045	106307	7	2201	203560	203560	287906	70.70 %

CERTIFIED COPY OF THE ORIGINAL
SHERRY HALL, COUNTY CLERK

BY: 

Canvass Results

Official Tally

Run Time 9:21 AM

Run Date 11/21/2018

Clackamas County, Oregon

November 6, 2018 General Election

11/6/2018

Page 71 of 216

Official results**Registered Voters**

203764 of 288244 = 70.69 %

Precincts Reporting

120 of 120 = 100.00 %

Judge of the Circuit Court, 5th District, Position 7 - Vote for one

Precinct	Todd L Van Rysselberghe	Cast Votes	Undervotes	Overvotes	Write-ins	Vote By Mail Ballots Cast	Total Ballots Cast	Registered Voters	Turnout Percentage
001	1432	1432	1774	0	28	3234	3234	4644	69.64 %
002	1278	1278	1490	0	40	2808	2808	4320	65.00 %
003	895	895	1041	0	20	1956	1956	2956	66.17 %
004	20	20	17	0	0	37	37	45	82.22 %
005	1536	1536	1775	0	24	3335	3335	5421	61.52 %
006	1178	1178	1341	0	24	2543	2543	3408	74.62 %
007	1140	1140	1249	0	26	2415	2415	3597	67.14 %
010	9	9	14	0	0	23	23	26	88.46 %
031	891	891	938	0	16	1845	1845	2892	63.80 %
032	830	830	1069	0	19	1918	1918	2871	66.81 %
033	879	879	1068	0	23	1970	1970	2798	70.41 %
051	1030	1030	1304	0	22	2356	2356	3246	72.58 %
052	1074	1074	1373	0	22	2469	2469	3425	72.09 %
053	972	972	1047	0	15	2034	2034	2870	70.87 %
054	937	937	1088	0	17	2042	2042	2751	74.23 %
055	984	984	1108	0	25	2117	2117	3052	69.36 %
070	1	1	4	0	0	5	5	5	100.00 %
071	72	72	67	0	0	139	139	165	84.24 %
072	26	26	48	0	1	75	75	110	68.18 %
073	67	67	83	0	1	151	151	223	67.71 %
074	13	13	42	0	1	56	56	69	81.16 %

Canvass Results

Official Tally

Run Time 9:21 AM

Run Date 11/21/2018

Clackamas County, Oregon

November 6, 2018 General Election

11/6/2018

Page 72 of 216

Official results**Registered Voters**

203764 of 288244 = 70.69 %

Precincts Reporting

120 of 120 = 100.00 %

Judge of the Circuit Court, 5th District, Position 7 - Vote for one

Precinct	Todd L Van Rysselberghe	Cast Votes	Undervotes	Overvotes	Write-ins	Vote By Mail Ballots Cast	Total Ballots Cast	Registered Voters	Turnout Percentage
100	136	136	209	0	1	346	346	458	75.53 %
101	2311	2311	2771	0	34	5116	5116	7473	68.45 %
102	241	241	275	0	4	520	520	843	61.63 %
103	1193	1193	1666	0	33	2892	2892	3921	73.75 %
104	2	2	2	0	0	4	4	4	100.00 %
105	412	412	519	0	7	938	938	1243	75.45 %
106	695	695	725	0	29	1449	1449	2489	58.22 %
107	1181	1181	1274	0	26	2481	2481	4025	61.64 %
108	1030	1030	1089	0	18	2137	2137	3400	62.85 %
111	1533	1533	1765	1	45	3344	3344	5817	57.49 %
122	1333	1333	1459	0	18	2810	2810	4156	67.61 %
124	986	986	1117	0	20	2123	2123	2849	74.52 %
125	1408	1408	1468	0	10	2886	2886	4066	70.98 %
130	1169	1169	1294	0	18	2481	2481	3170	78.26 %
131	1312	1312	1318	0	17	2647	2647	3458	76.55 %
132	1024	1024	1080	0	23	2127	2127	2778	76.57 %
133	1599	1599	1699	0	21	3319	3319	4130	80.36 %
134	1038	1038	1155	0	11	2204	2204	2668	82.61 %
135	1109	1109	1256	0	17	2382	2382	2932	81.24 %
151	1190	1190	1204	0	10	2404	2404	2861	84.03 %
152	1347	1347	1353	0	17	2717	2717	3297	82.41 %

Canvass Results

Official Tally

Run Time 9:21 AM

Run Date 11/21/2018

Clackamas County, Oregon

November 6, 2018 General Election

11/6/2018

Page 73 of 216

Official results**Registered Voters**

203764 of 288244 = 70.69 %

Precincts Reporting

120 of 120 = 100.00 %

Judge of the Circuit Court, 5th District, Position 7 - Vote for one

Precinct	Todd L Van Rysselberghe	Cast Votes	Undervotes	Overvotes	Write-ins	Vote By Mail Ballots Cast	Total Ballots Cast	Registered Voters	Turnout Percentage
153	1132	1132	1109	0	23	2264	2264	2932	77.22 %
154	335	335	341	0	4	680	680	799	85.11 %
155	1422	1422	1436	0	18	2876	2876	3547	81.08 %
156	1365	1365	1519	0	22	2906	2906	3473	83.67 %
157	977	977	1116	0	15	2108	2108	2559	82.38 %
158	892	892	899	0	10	1801	1801	2282	78.92 %
159	1557	1557	1661	0	18	3236	3236	4181	77.40 %
160	178	178	208	0	2	388	388	495	78.38 %
201	1593	1593	1572	0	17	3182	3182	4303	73.95 %
202	1840	1840	1714	0	36	3590	3590	5415	66.30 %
203	1006	1006	1060	0	7	2073	2073	2407	86.12 %
204	959	959	1070	0	19	2048	2048	2919	70.16 %
251	0	0	0	0	0	0	0	1	0.00 %
252	799	799	827	0	5	1631	1631	2039	79.99 %
280	569	569	610	0	5	1184	1184	1575	75.17 %
281	634	634	711	0	7	1352	1352	1679	80.52 %
282	210	210	217	0	3	430	430	564	76.24 %
283	218	218	226	0	3	447	447	520	85.96 %
320	474	474	644	0	4	1122	1122	1371	81.84 %
321	575	575	917	0	16	1508	1508	1851	81.47 %
322	374	374	633	0	8	1015	1015	1302	77.96 %

Canvass Results

Official Tally

Run Time 9:21 AM

Run Date 11/21/2018

Clackamas County, Oregon

November 6, 2018 General Election

11/6/2018

Page 74 of 216

Official results**Registered Voters**

203764 of 288244 = 70.69 %

Precincts Reporting

120 of 120 = 100.00 %

Judge of the Circuit Court, 5th District, Position 7 - Vote for one

Precinct	Todd L Van Rysselberghe	Cast Votes	Undervotes	Overvotes	Write-ins	Vote By Mail Ballots Cast	Total Ballots Cast	Registered Voters	Turnout Percentage
323	549	549	815	0	14	1378	1378	1753	78.61 %
330	982	982	1562	0	22	2566	2566	3672	69.88 %
331	239	239	335	0	8	582	582	795	73.21 %
332	87	87	122	0	5	214	214	287	74.56 %
333	569	569	745	0	14	1328	1328	1785	74.40 %
350	545	545	1045	1	36	1627	1627	2366	68.77 %
351	988	988	1705	0	52	2745	2745	4073	67.40 %
352	638	638	1058	0	29	1725	1725	2613	66.02 %
359	0	0	0	0	0	0	0	0	0.00 %
360	784	784	1227	0	28	2039	2039	3243	62.87 %
361	22	22	17	0	0	39	39	70	55.71 %
362	460	460	765	0	10	1235	1235	1761	70.13 %
363	172	172	321	0	7	500	500	804	62.13 %
364	286	286	377	0	5	668	668	966	69.15 %
370	751	751	1326	0	35	2112	2112	3085	68.45 %
371	640	640	891	0	25	1556	1556	2320	67.07 %
372	310	310	489	0	14	813	813	1249	65.03 %
373	1242	1242	1662	0	36	2940	2940	4424	66.45 %
400	405	405	676	1	15	1097	1097	1509	72.70 %
401	442	442	695	0	6	1143	1143	1510	75.70 %
402	461	461	677	0	17	1155	1155	1555	74.28 %

Canvass Results

Official Tally

Run Time 9:21 AM

Run Date 11/21/2018

Clackamas County, Oregon

November 6, 2018 General Election

11/6/2018

Page 75 of 216

Official results**Registered Voters**

203764 of 288244 = 70.69 %

Precincts Reporting

120 of 120 = 100.00 %

Judge of the Circuit Court, 5th District, Position 7 - Vote for one

Precinct	Todd L Van Rysselberghe	Cast Votes	Undervotes	Overvotes	Write-ins	Vote By Mail Ballots Cast	Total Ballots Cast	Registered Voters	Turnout Percentage
403	482	482	644	0	6	1132	1132	1549	73.08 %
404	832	832	1336	0	18	2186	2186	3180	68.74 %
405	410	410	563	0	9	982	982	1478	66.44 %
406	298	298	417	0	11	726	726	1044	69.54 %
410	554	554	736	0	12	1302	1302	1951	66.74 %
411	1161	1161	1343	1	16	2521	2521	3595	70.13 %
412	737	737	977	0	17	1731	1731	2507	69.05 %
413	786	786	821	1	23	1631	1631	2811	58.02 %
414	270	270	341	0	11	622	622	898	69.27 %
415	32	32	71	0	2	105	105	154	68.18 %
416	1365	1365	1515	0	30	2910	2910	4326	67.27 %
417	8	8	21	0	0	29	29	42	69.05 %
418	1513	1513	1711	0	28	3252	3252	5688	57.17 %
419	308	308	384	0	6	698	698	963	72.48 %
420	228	228	287	0	12	527	527	830	63.49 %
421	1069	1069	1187	1	13	2270	2270	3263	69.57 %
422	1491	1491	1653	0	40	3184	3184	5573	57.13 %
423	3	3	12	0	0	15	15	27	55.56 %
500	1327	1327	1652	1	40	3020	3020	4230	71.39 %
501	1310	1310	1438	0	24	2772	2772	3946	70.25 %
502	1543	1543	1818	1	31	3393	3393	4620	73.44 %

Canvass Results

Official Tally

Run Time 9:21 AM

Run Date 11/21/2018

Clackamas County, Oregon

November 6, 2018 General Election

11/6/2018

Page 76 of 216

Official results**Registered Voters**

203764 of 288244 = 70.69 %

Precincts Reporting

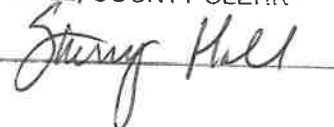
120 of 120 = 100.00 %

Judge of the Circuit Court, 5th District, Position 7 - Vote for one

Precinct	Todd L Van Rysselberghe	Cast Votes	Undervotes	Overvotes	Write-ins	Vote By Mail Ballots Cast	Total Ballots Cast	Registered Voters	Turnout Percentage
503	1394	1394	1723	0	34	3151	3151	4045	77.90 %
504	980	980	983	0	22	1985	1985	3083	64.39 %
505	701	701	883	0	13	1597	1597	2199	72.62 %
506	970	970	1085	0	12	2067	2067	3225	64.09 %
510	339	339	465	0	6	810	810	1151	70.37 %
511	837	837	1181	0	17	2035	2035	2851	71.38 %
512	556	556	644	0	13	1213	1213	1789	67.80 %
513	810	810	1086	0	14	1910	1910	2546	75.02 %
514	1185	1185	2128	0	36	3349	3349	4572	73.25 %
515	379	379	487	0	10	876	876	1258	69.63 %
516	289	289	497	1	12	799	799	1108	72.11 %
517	664	664	1101	1	20	1786	1786	2474	72.19 %
518	705	705	1029	0	18	1752	1752	2481	70.62 %
519	274	274	411	0	6	691	691	957	72.20 %
520	153	153	215	0	5	373	373	506	73.72 %
Totals	91157	91157	110483	10	1910	203560	203560	287906	70.70 %

CERTIFIED COPY OF THE ORIGINAL
 SHERRY HALL, COUNTY CLERK

BY:



Canvass Results

Official Tally

Run Time 9:21 AM

Run Date 11/21/2018

Clackamas County, Oregon

November 6, 2018 General Election

11/6/2018

Page 77 of 216

Official results**Registered Voters**

203764 of 288244 = 70.69 %

Precincts Reporting

120 of 120 = 100.00 %

Judge of the Circuit Court, 5th District, Position 9 - Vote for one

Precinct	Ulanda L Watkins	Cast Votes	Undervotes	Overvotes	Write-ins	Vote By Mail Ballots Cast	Total Ballots Cast	Registered Voters	Turnout Percentage
001	1461	1461	1739	0	34	3234	3234	4644	69.64 %
002	1322	1322	1445	0	41	2808	2808	4320	65.00 %
003	910	910	1018	0	28	1956	1956	2956	66.17 %
004	19	19	17	0	1	37	37	45	82.22 %
005	1568	1568	1743	0	24	3335	3335	5421	61.52 %
006	1193	1193	1319	0	31	2543	2543	3408	74.62 %
007	1155	1155	1235	0	25	2415	2415	3597	67.14 %
010	8	8	15	0	0	23	23	26	88.46 %
031	917	917	916	0	12	1845	1845	2892	63.80 %
032	841	841	1051	1	25	1918	1918	2871	66.81 %
033	888	888	1059	0	23	1970	1970	2798	70.41 %
051	1123	1123	1212	0	21	2356	2356	3246	72.58 %
052	1146	1146	1308	0	15	2469	2469	3425	72.09 %
053	1024	1024	999	0	11	2034	2034	2870	70.87 %
054	1025	1025	1004	0	13	2042	2042	2751	74.23 %
055	1015	1015	1068	0	34	2117	2117	3052	69.36 %
070	1	1	4	0	0	5	5	5	100.00 %
071	71	71	68	0	0	139	139	165	84.24 %
072	27	27	46	0	2	75	75	110	68.18 %
073	67	67	83	0	1	151	151	223	67.71 %
074	14	14	41	0	1	56	56	69	81.16 %

Canvass Results

Official Tally

Run Time 9:21 AM

Run Date 11/21/2018

Clackamas County, Oregon

November 6, 2018 General Election

11/6/2018

Page 78 of 216

Official results

Registered Voters

203764 of 288244 = 70.69 %

Precincts Reporting

120 of 120 = 100.00 %

Judge of the Circuit Court, 5th District, Position 9 - Vote for one

Precinct	Ulanda L Watkins	Cast Votes	Undervotes	Overvotes	Write-ins	Vote By Mail Ballots Cast	Total Ballots Cast	Registered Voters	Turnout Percentage
100	140	140	205	0	1	346	346	458	75.55 %
101	2395	2395	2682	0	39	5116	5116	7473	68.46 %
102	251	251	265	0	4	520	520	843	61.68 %
103	1211	1211	1643	0	38	2892	2892	3921	73.76 %
104	2	2	2	0	0	4	4	4	100.00 %
105	422	422	505	0	11	938	938	1243	75.46 %
106	689	689	734	0	26	1449	1449	2489	58.22 %
107	1191	1191	1260	0	30	2481	2481	4025	61.64 %
108	1035	1035	1076	0	26	2137	2137	3400	62.85 %
111	1540	1540	1757	1	46	3344	3344	5817	57.49 %
122	1331	1331	1458	0	21	2810	2810	4156	67.61 %
124	1006	1006	1094	0	23	2123	2123	2849	74.52 %
125	1421	1421	1449	0	16	2886	2886	4066	70.98 %
130	1187	1187	1271	0	23	2481	2481	3170	78.26 %
131	1326	1326	1297	0	24	2647	2647	3458	76.55 %
132	1028	1028	1074	0	25	2127	2127	2778	76.57 %
133	1645	1645	1651	0	23	3319	3319	4130	80.36 %
134	1094	1094	1098	0	12	2204	2204	2668	82.61 %
135	1155	1155	1210	0	17	2382	2382	2932	81.24 %
151	1213	1213	1178	0	13	2404	2404	2861	84.03 %
152	1413	1413	1287	0	17	2717	2717	3297	82.41 %

Canvass Results

Official Tally

Run Time 9:21 AM

Run Date 11/21/2018

Clackamas County, Oregon

November 6, 2018 General Election

11/6/2018

Page 79 of 216

Official results**Registered Voters**

203764 of 288244 = 70.69 %

Precincts Reporting

120 of 120 = 100.00 %

Judge of the Circuit Court, 5th District, Position 9 - Vote for one

Precinct	Ulanda L Watkins	Cast Votes	Undervotes	Overvotes	Write-ins	Vote By Mail Ballots Cast	Total Ballots Cast	Registered Voters	Turnout Percentage
153	1161	1161	1083	0	20	2264	2264	2932	77.22 %
154	348	348	330	0	2	680	680	799	85.11 %
155	1458	1458	1396	0	22	2876	2876	3547	81.08 %
156	1421	1421	1463	0	22	2906	2906	3473	83.67 %
157	1045	1045	1045	0	18	2108	2108	2559	82.38 %
158	913	913	878	0	10	1801	1801	2282	78.92 %
159	1673	1673	1548	0	15	3236	3236	4181	77.40 %
160	185	185	202	0	1	388	388	495	78.38 %
201	1682	1682	1484	0	16	3182	3182	4303	73.95 %
202	1915	1915	1639	0	36	3590	3590	5415	66.30 %
203	1020	1020	1047	0	6	2073	2073	2407	86.12 %
204	1008	1008	1019	0	21	2048	2048	2919	70.16 %
251	0	0	0	0	0	0	0	1	0.00 %
252	805	805	820	0	6	1631	1631	2039	79.99 %
280	579	579	601	0	4	1184	1184	1575	75.17 %
281	662	662	681	0	9	1352	1352	1679	80.52 %
282	215	215	212	0	3	430	430	564	76.24 %
283	208	208	234	0	5	447	447	520	85.96 %
320	474	474	641	0	7	1122	1122	1371	81.84 %
321	589	589	901	0	18	1508	1508	1851	81.47 %
322	388	388	617	1	9	1015	1015	1302	77.96 %

Canvass Results

Official Tally

Run Time 9:21 AM

Run Date 11/21/2018

Clackamas County, Oregon

November 6, 2018 General Election

11/6/2018

Page 80 of 216

Official results**Registered Voters**

203764 of 288244 = 70.69 %

Precincts Reporting

120 of 120 = 100.00 %

Judge of the Circuit Court, 5th District, Position 9 - Vote for one

Precinct	Ulanda L Watkins	Cast Votes	Undervotes	Overvotes	Write-ins	Vote By Mail Ballots Cast	Total Ballots Cast	Registered Voters	Turnout Percentage
323	552	552	810	0	16	1378	1378	1753	78.61 %
330	991	991	1549	0	26	2566	2566	3672	69.88 %
331	241	241	333	0	8	582	582	795	73.21 %
332	90	90	120	0	4	214	214	287	74.56 %
333	581	581	734	0	13	1328	1328	1785	74.40 %
350	556	556	1030	0	41	1627	1627	2366	68.77 %
351	990	990	1700	0	55	2745	2745	4073	67.40 %
352	658	658	1039	0	28	1725	1725	2613	66.02 %
359	0	0	0	0	0	0	0	0	0.00 %
360	798	798	1213	0	28	2039	2039	3243	62.87 %
361	22	22	17	0	0	39	39	70	55.71 %
362	468	468	757	0	10	1235	1235	1761	70.13 %
363	177	177	316	0	7	500	500	804	62.19 %
364	286	286	375	0	7	668	668	966	69.15 %
370	803	803	1273	0	36	2112	2112	3085	68.46 %
371	657	657	874	0	25	1556	1556	2320	67.07 %
372	318	318	478	0	17	813	813	1249	65.09 %
373	1301	1301	1604	0	35	2940	2940	4424	66.46 %
400	401	401	681	1	14	1097	1097	1509	72.70 %
401	444	444	691	0	8	1143	1143	1510	75.70 %
402	469	469	668	0	18	1155	1155	1555	74.28 %

Canvass Results

Official Tally

Run Time 9:21 AM

Run Date 11/21/2018

Clackamas County, Oregon

November 6, 2018 General Election

11/6/2018

Page 81 of 216

Official results**Registered Voters**

203764 of 288244 = 70.69 %

Precincts Reporting

120 of 120 = 100.00 %

Judge of the Circuit Court, 5th District, Position 9 - Vote for one

Precinct	Ulanda L Watkins	Cast Votes	Undervotes	Overvotes	Write-ins	Vote By Mail Ballots Cast	Total Ballots Cast	Registered Voters	Turnout Percentage
403	486	486	642	0	4	1132	1132	1549	73.08 %
404	859	859	1308	0	19	2186	2186	3180	68.74 %
405	404	404	568	0	10	982	982	1478	66.44 %
406	297	297	416	0	13	726	726	1044	69.54 %
410	589	589	700	0	13	1302	1302	1951	66.74 %
411	1166	1166	1334	0	21	2521	2521	3595	70.13 %
412	748	748	961	0	22	1731	1731	2507	69.05 %
413	805	805	802	0	24	1631	1631	2811	58.02 %
414	276	276	334	0	12	622	622	898	69.27 %
415	33	33	71	0	1	105	105	154	68.18 %
416	1385	1385	1491	0	34	2910	2910	4326	67.27 %
417	8	8	21	0	0	29	29	42	69.05 %
418	1544	1544	1674	0	34	3252	3252	5688	57.17 %
419	316	316	375	0	7	698	698	963	72.48 %
420	249	249	266	0	12	527	527	830	63.49 %
421	1095	1095	1156	1	18	2270	2270	3263	69.57 %
422	1556	1556	1591	0	37	3184	3184	5573	57.13 %
423	3	3	12	0	0	15	15	27	55.56 %
500	1405	1405	1570	1	44	3020	3020	4230	71.39 %
501	1469	1469	1278	0	25	2772	2772	3946	70.25 %
502	1607	1607	1752	0	34	3393	3393	4620	73.44 %

Canvass Results

Official Tally

Run Time 9:21 AM

Run Date 11/21/2018

Clackamas County, Oregon

November 6, 2018 General Election

11/6/2018

Page 82 of 216

Official results**Registered Voters**

203764 of 288244 = 70.69 %

Precincts Reporting

120 of 120 = 100.00 %

Judge of the Circuit Court, 5th District, Position 9 - Vote for one

Precinct	Ulanda L Watkins	Cast Votes	Undervotes	Overvotes	Write-ins	Vote By Mail Ballots Cast	Total Ballots Cast	Registered Voters	Turnout Percentage
503	1434	1434	1681	0	36	3151	3151	4045	77.90 %
504	982	982	977	0	26	1985	1985	3083	64.39 %
505	740	740	844	0	13	1597	1597	2199	72.62 %
506	976	976	1081	0	10	2067	2067	3225	64.09 %
510	344	344	460	0	6	810	810	1151	70.37 %
511	837	837	1180	0	18	2035	2035	2851	71.38 %
512	561	561	638	0	14	1213	1213	1789	67.80 %
513	822	822	1067	1	20	1910	1910	2546	75.02 %
514	1206	1206	2108	0	35	3349	3349	4572	73.25 %
515	386	386	480	0	10	876	876	1258	69.63 %
516	294	294	490	0	15	799	799	1108	72.11 %
517	670	670	1095	1	20	1786	1786	2474	72.19 %
518	716	716	1017	0	19	1752	1752	2481	70.62 %
519	270	270	414	0	7	691	691	957	72.20 %
520	152	152	213	1	7	373	373	506	73.72 %
Totals	93732	93732	107756	9	2063	203560	203560	287906	70.70 %

CERTIFIED COPY OF THE ORIGINAL
SHERRY HALL, COUNTY CLERK

BY:



Canvass Results

Official Tally

Run Time 9:21 AM

Run Date 11/21/2018

Clackamas County, Oregon

November 6, 2018 General Election

11/6/2018

Page 83 of 216

Official results**Registered Voters**

203764 of 288244 = 70.69 %

Precincts Reporting

120 of 120 = 100.00 %

Clackamas County Assessor & Tax Collector - Vote for one

Precinct	Tami Little	Mike Grant	Cast Votes	Undervotes	Overvotes	Write-ins	Vote By Mail Ballots Cast	Total Ballots Cast	Registered Voters	Turnout Percentage
001	1504	810	2314	904	0	16	3234	3234	4644	69.64 %
002	1290	682	1972	826	0	10	2808	2808	4320	65.00 %
003	958	465	1423	524	0	9	1956	1956	2956	66.17 %
004	13	13	26	11	0	0	37	37	45	82.22 %
005	1465	884	2349	973	0	13	3335	3335	5421	61.52 %
006	1216	641	1857	680	0	6	2543	2543	3408	74.62 %
007	1118	584	1702	700	0	13	2415	2415	3597	67.14 %
010	10	5	15	8	0	0	23	23	26	88.46 %
031	872	442	1314	526	0	5	1845	1845	2892	63.80 %
032	888	434	1322	585	0	11	1918	1918	2871	66.81 %
033	867	482	1349	614	0	7	1970	1970	2798	70.41 %
051	1213	418	1631	716	0	9	2356	2356	3246	72.58 %
052	1239	531	1770	690	1	8	2469	2469	3425	72.09 %
053	1005	453	1458	570	0	6	2034	2034	2870	70.87 %
054	1058	385	1443	596	0	3	2042	2042	2751	74.23 %
055	1016	509	1525	581	0	11	2117	2117	3052	69.36 %
070	0	2	2	3	0	0	5	5	5	100.00 %
071	57	38	95	44	0	0	139	139	165	84.24 %
072	34	15	49	25	0	1	75	75	110	68.18 %
073	71	45	116	34	0	1	151	151	223	67.71 %
074	14	18	32	24	0	0	56	56	69	81.16 %

Canvass Results

Official Tally

Run Time 9:21 AM

Run Date 11/21/2018

Clackamas County, Oregon

November 6, 2018 General Election

11/6/2018

Page 84 of 216

Official results**Registered Voters**

203764 of 288244 = 70.69 %

Precincts Reporting

120 of 120 = 100.00 %

Clackamas County Assessor & Tax Collector - Vote for one

Precinct	Tami Little	Mike Grant	Cast Votes	Undervotes	Overvotes	Write-ins	Vote By Mail Ballots Cast	Total Ballots Cast	Registered Voters	Turnout Percentage
100	134	95	229	116	0	1	346	346	458	75.55 %
101	2225	1130	3355	1747	0	14	5116	5116	7473	68.46 %
102	249	96	345	174	0	1	520	520	843	61.68 %
103	1090	782	1872	1010	0	10	2892	2892	3921	73.76 %
104	2	1	3	1	0	0	4	4	4	100.00 %
105	398	229	627	308	0	3	938	938	1243	75.46 %
106	597	428	1025	419	0	5	1449	1449	2489	58.22 %
107	1008	677	1685	780	0	16	2481	2481	4025	61.64 %
108	903	585	1488	644	1	4	2137	2137	3400	62.85 %
111	1286	993	2279	1045	4	16	3344	3344	5817	57.49 %
122	1256	657	1913	886	0	11	2810	2810	4156	67.61 %
124	980	494	1474	638	3	8	2123	2123	2849	74.52 %
125	1232	777	2009	874	0	3	2886	2886	4066	70.98 %
130	1064	559	1623	851	0	7	2481	2481	3170	78.26 %
131	1135	657	1792	843	0	12	2647	2647	3458	76.55 %
132	949	490	1439	679	3	6	2127	2127	2778	76.57 %
133	1530	690	2220	1087	0	12	3319	3319	4130	80.36 %
134	1026	461	1487	711	1	5	2204	2204	2668	82.61 %
135	1022	543	1565	812	0	5	2382	2382	2932	81.24 %
151	1072	465	1537	862	0	5	2404	2404	2861	84.03 %
152	1236	534	1770	942	1	4	2717	2717	3297	82.41 %

Canvass Results

Official Tally

Run Time 9:21 AM

Run Date 11/21/2018

Clackamas County, Oregon

November 6, 2018 General Election

11/6/2018

Page 85 of 216

Official results**Registered Voters**

203764 of 288244 = 70.69 %

Precincts Reporting

120 of 120 = 100.00 %

Clackamas County Assessor & Tax Collector - Vote for one

Precinct	Tami Little	Mike Grant	Cast Votes	Undervotes	Overvotes	Write-ins	Vote By Mail Ballots Cast	Total Ballots Cast	Registered Voters	Turnout Percentage
153	994	465	1459	796	0	9	2264	2264	2332	77.22 %
154	268	157	425	254	0	1	680	680	799	85.11 %
155	1193	609	1802	1060	0	14	2876	2876	3547	81.08 %
156	1202	674	1876	1022	0	8	2906	2906	3473	83.67 %
157	928	452	1380	721	0	7	2108	2108	2559	82.38 %
158	767	409	1176	621	0	4	1801	1801	2282	78.92 %
159	1469	600	2069	1158	0	9	3236	3236	4181	77.40 %
160	172	95	267	121	0	0	388	388	495	78.38 %
201	1477	642	2119	1053	0	10	3182	3182	4303	73.95 %
202	1635	767	2402	1168	1	19	3590	3590	5415	66.30 %
203	847	540	1387	685	0	1	2073	2073	2407	86.12 %
204	876	462	1338	698	0	12	2048	2048	2919	70.16 %
251	0	0	0	0	0	0	0	0	1	0.00 %
252	722	346	1068	562	0	1	1631	1631	2039	79.99 %
280	547	230	777	405	0	2	1184	1184	1575	75.17 %
281	617	270	887	460	0	5	1352	1352	1679	80.52 %
282	180	106	286	143	0	1	430	430	564	76.24 %
283	181	99	280	166	0	1	447	447	520	85.96 %
320	459	282	741	377	1	3	1122	1122	1371	81.84 %
321	578	348	926	574	0	8	1508	1508	1851	81.47 %
322	364	284	648	366	0	1	1015	1015	1302	77.96 %

Canvass Results

Official Tally

Run Time 9:21 AM

Run Date 11/21/2018

Clackamas County, Oregon

November 6, 2018 General Election

11/6/2018

Page 86 of 216

Official results**Registered Voters**

203764 of 288244 = 70.69 %

Precincts Reporting

120 of 120 = 100.00 %

Clackamas County Assessor & Tax Collector - Vote for one

Precinct	Tami Little	Mike Grant	Cast Votes	Undervotes	Overvotes	Write-ins	Vote By Mail Ballots Cast	Total Ballots Cast	Registered Voters	Turnout Percentage
323	548	283	831	545	0	2	1378	1378	1753	78.61 %
330	996	705	1701	850	1	14	2566	2566	3572	69.88 %
331	246	156	402	178	0	2	582	582	795	73.21 %
332	84	58	142	72	0	0	214	214	287	74.56 %
333	540	351	891	430	0	7	1328	1328	1785	74.40 %
350	599	478	1077	533	0	17	1627	1627	2366	68.77 %
351	1075	810	1885	845	0	15	2745	2745	4073	67.40 %
352	644	534	1178	540	0	7	1725	1725	2613	66.02 %
359	0	0	0	0	0	0	0	0	0	0.00 %
360	802	562	1364	661	0	14	2039	2039	3243	62.87 %
361	12	13	25	14	0	0	39	39	70	55.71 %
362	470	354	824	409	0	2	1235	1235	1761	70.13 %
363	189	136	325	174	0	1	500	500	804	62.19 %
364	259	199	458	208	0	2	668	668	966	69.15 %
370	829	541	1370	738	0	4	2112	2112	3085	68.46 %
371	658	378	1036	512	0	8	1556	1556	2320	67.07 %
372	299	270	569	240	0	4	813	813	1249	65.09 %
373	1273	710	1983	931	0	26	2940	2940	4424	66.46 %
400	431	254	685	407	1	4	1097	1097	1509	72.70 %
401	423	312	735	407	0	1	1143	1143	1510	75.70 %
402	436	307	743	409	0	3	1155	1155	1555	74.28 %

Canvass Results

Official Tally

Run Time 9:21 AM

Run Date 11/21/2018

Clackamas County, Oregon

November 6, 2018 General Election

11/6/2018

Page 87 of 216

Official results**Registered Voters**

203764 of 288244 = 70.69 %

Precincts Reporting

120 of 120 = 100.00 %

Clackamas County Assessor & Tax Collector - Vote for one

Precinct	Tami Little	Mike Grant	Cast Votes	Undervotes	Overvotes	Write-ins	Vote By Mail Ballots Cast	Total Ballots Cast	Registered Voters	Turnout Percentage
403	469	280	749	381	0	2	1132	1132	1549	73.08 %
404	830	620	1450	726	0	10	2186	2186	3180	68.74 %
405	408	274	682	298	0	2	982	982	1478	66.44 %
406	294	179	473	247	0	6	726	726	1044	69.54 %
410	570	298	868	432	0	2	1302	1302	1951	66.74 %
411	1065	631	1696	817	1	7	2521	2521	3595	70.13 %
412	701	451	1152	571	1	7	1731	1731	2507	69.05 %
413	714	405	1119	503	0	9	1631	1631	2811	58.02 %
414	274	162	436	182	1	3	622	622	898	69.27 %
415	40	24	64	40	0	1	105	105	154	68.18 %
416	1265	700	1965	934	0	11	2910	2910	4326	67.27 %
417	9	5	14	15	0	0	29	29	42	69.05 %
418	1380	739	2119	1112	1	20	3252	3252	5688	57.17 %
419	346	145	491	207	0	0	698	698	963	72.48 %
420	246	124	370	153	0	4	527	527	830	63.49 %
421	1077	549	1626	636	1	7	2270	2270	3263	69.57 %
422	1545	665	2210	951	0	23	3184	3184	5573	57.13 %
423	4	3	7	8	0	0	15	15	27	55.56 %
500	1418	643	2061	950	1	8	3020	3020	4230	71.39 %
501	1446	531	1977	779	2	14	2772	2772	3946	70.25 %
502	1688	697	2385	997	1	10	3393	3393	4620	73.44 %

Canvass Results

Official Tally

Run Time 9:21 AM

Run Date 11/21/2018

Clackamas County, Oregon

November 6, 2018 General Election

11/6/2018

Page 88 of 216

Official results**Registered Voters**

203764 of 288244 = 70.69 %


Precincts Reporting

120 of 120 = 100.00 %

Clackamas County Assessor & Tax Collector - Vote for one

Precinct	Tami Little	Mike Grant	Cast Votes	Undervotes	Overvotes	Write-ins	Vote By Mail Ballots Cast	Total Ballots Cast	Registered Voters	Turnout Percentage
503	1538	715	2253	880	0	18	3151	3151	4045	77.90 %
504	978	481	1459	517	0	9	1985	1985	3083	64.39 %
505	818	311	1129	459	1	8	1597	1597	2199	72.62 %
506	968	489	1457	606	0	4	2067	2067	3225	64.09 %
510	336	209	545	263	0	2	810	810	1151	70.37 %
511	866	549	1415	612	1	7	2035	2035	2851	71.38 %
512	564	326	890	319	1	3	1213	1213	1789	67.80 %
513	839	500	1339	561	0	10	1910	1910	2546	75.02 %
514	1254	919	2173	1165	0	11	3349	3349	4572	73.25 %
515	396	211	607	266	0	3	876	876	1258	69.63 %
516	331	201	532	265	0	2	799	799	1108	72.11 %
517	732	515	1247	532	1	6	1786	1786	2474	72.19 %
518	760	457	1217	529	0	6	1752	1752	2481	70.62 %
519	273	203	476	212	0	3	691	691	957	72.20 %
520	170	89	259	111	0	3	373	373	506	73.72 %
Totals	89203	48747	137950	64812	31	767	203560	203560	287906	70.70 %

CERTIFIED COPY OF THE ORIGINAL
SHERRY HALL, COUNTY CLERK

BY: 

Canvass Results

Official Tally

Run Time 9:21 AM

Run Date 11/21/2018

Clackamas County, Oregon

November 6, 2018 General Election

11/6/2018

Page 89 of 216

Official results**Registered Voters**

203764 of 288244 = 70.69 %

Precincts Reporting

120 of 120 = 100.00 %

Clackamas County Clerk - Vote for one

Precinct	Pamela White	Sherry Hall	Cast Votes	Undervotes	Overvotes	Write-ins	Vote By Mail Ballots Cast	Total Ballots Cast	Registered Voters	Turnout Percentage
001	1271	1210	2481	742	0	11	3234	3234	4644	69.64 %
002	1120	1019	2139	665	1	3	2808	2808	4320	65.00 %
003	748	799	1547	404	0	5	1956	1956	2956	66.17 %
004	11	17	28	9	0	0	37	37	45	82.22 %
005	1181	1326	2507	821	0	7	3335	3335	5421	61.52 %
006	945	1040	1985	556	0	2	2543	2543	3408	74.62 %
007	887	980	1867	540	0	8	2415	2415	3597	67.14 %
010	3	16	19	4	0	0	23	23	26	88.46 %
031	712	744	1456	387	0	2	1845	1845	2892	63.80 %
032	713	742	1455	454	0	9	1918	1918	2871	66.81 %
033	735	759	1494	469	0	7	1970	1970	2798	70.41 %
051	1096	681	1777	571	0	8	2356	2356	3246	72.58 %
052	1118	775	1893	567	0	9	2469	2469	3425	72.09 %
053	859	698	1557	468	2	7	2034	2034	2870	70.87 %
054	940	625	1565	473	0	4	2042	2042	2751	74.23 %
055	833	781	1614	491	0	12	2117	2117	3052	69.36 %
070	0	1	1	4	0	0	5	5	5	100.00 %
071	67	42	109	30	0	0	139	139	165	84.24 %
072	31	21	52	22	0	1	75	75	110	68.18 %
073	56	55	111	39	0	1	151	151	223	67.71 %
074	10	27	37	19	0	0	56	56	69	81.16 %

Canvass Results

Official Tally

Run Time 9:21 AM

Run Date 11/21/2018

Clackamas County, Oregon

November 6, 2018 General Election

11/6/2018

Page 90 of 216

Official results**Registered Voters**

203764 of 288244 = 70.69 %

Precincts Reporting

120 of 120 = 100.00 %

Clackamas County Clerk - Vote for one

Precinct	Pamela White	Sherry Hall	Cast Votes	Undervotes	Overvotes	Write-ins	Vote By Mail Ballots Cast	Total Ballots Cast	Registered Voters	Turnout Percentage
100	108	132	240	106	0	0	346	346	458	75.55 %
101	1723	1928	3651	1451	0	14	5116	5116	7473	68.46 %
102	184	181	365	155	0	0	520	520	843	61.68 %
103	981	1030	2011	872	0	9	2892	2892	3921	73.76 %
104	2	1	3	1	0	0	4	4	4	100.00 %
105	303	412	715	223	0	0	938	938	1243	75.46 %
106	487	604	1091	354	0	4	1449	1449	2489	58.22 %
107	730	1083	1813	663	0	5	2481	2481	4025	61.64 %
108	697	901	1598	537	1	1	2137	2137	3400	62.85 %
111	996	1461	2457	871	2	14	3344	3344	5817	57.49 %
122	881	1207	2088	715	1	6	2810	2810	4156	67.61 %
124	746	910	1656	459	0	8	2123	2123	2849	74.52 %
125	945	1288	2233	649	0	4	2886	2886	4066	70.98 %
130	829	932	1761	713	0	7	2481	2481	3170	78.26 %
131	869	1015	1884	753	1	9	2647	2647	3458	76.55 %
132	732	798	1530	591	2	4	2127	2127	2778	76.57 %
133	1222	1218	2440	867	2	10	3319	3319	4130	80.36 %
134	908	703	1611	584	3	6	2204	2204	2668	82.61 %
135	859	875	1734	643	0	5	2382	2382	2932	81.24 %
151	935	763	1698	704	0	2	2404	2404	2861	84.03 %
152	1137	836	1973	741	1	2	2717	2717	3297	82.41 %

Canvass Results

Official Tally

Run Time 9:21 AM

Run Date 11/21/2018

Clackamas County, Oregon

November 6, 2018 General Election

11/6/2018

Page 91 of 216

Official results**Registered Voters**

203764 of 288244 = 70.69 %

Precincts Reporting

120 of 120 = 100.00 %

Clackamas County Clerk - Vote for one

Precinct	Pamela White	Sherry Hall	Cast Votes	Undervotes	Overvotes	Write-ins	Vote By Mail Ballots Cast	Total Ballots Cast	Registered Voters	Turnout Percentage
153	776	757	1533	724	1	6	2264	2264	2932	77.22 %
154	226	239	465	214	1	0	680	680	799	85.11 %
155	1118	880	1998	868	0	10	2876	2876	3547	81.08 %
156	1053	1017	2070	830	0	6	2906	2906	3473	83.67 %
157	880	623	1503	599	0	6	2108	2108	2559	82.38 %
158	675	594	1269	530	0	2	1801	1801	2282	78.92 %
159	1360	961	2321	907	0	8	3236	3236	4181	77.40 %
160	142	135	277	109	0	2	388	388	495	78.38 %
201	1238	1067	2305	856	0	21	3182	3182	4303	73.95 %
202	1274	1316	2590	979	1	20	3590	3590	5415	66.30 %
203	649	908	1557	511	1	4	2073	2073	2407	86.12 %
204	712	763	1475	564	0	9	2048	2048	2919	70.16 %
251	0	0	0	0	0	0	0	0	1	0.00 %
252	511	647	1158	471	0	2	1631	1631	2039	79.99 %
280	449	365	814	367	0	3	1184	1184	1575	75.17 %
281	477	479	956	392	0	4	1352	1352	1679	80.52 %
282	150	159	309	121	0	0	430	430	564	76.24 %
283	145	164	309	136	0	2	447	447	520	85.96 %
320	382	409	791	324	1	6	1122	1122	1371	81.84 %
321	439	578	1017	486	0	5	1508	1508	1851	81.47 %
322	290	410	700	315	0	0	1015	1015	1302	77.96 %

Canvass Results

Official Tally

Run Time 9:21 AM

Run Date 11/21/2018

Clackamas County, Oregon

November 6, 2018 General Election

11/6/2018

Page 92 of 216

Official results**Registered Voters**

203764 of 288244 = 70.69 %

Precincts Reporting

120 of 120 = 100.00 %

Clackamas County Clerk - Vote for one

Precinct	Pamela White	Sherry Hall	Cast Votes	Undervotes	Overvotes	Write-ins	Vote By Mail Ballots Cast	Total Ballots Cast	Registered Voters	Turnout Percentage
323	373	592	965	411	0	2	1378	1378	1753	78.61 %
330	788	1065	1853	700	1	12	2566	2566	3672	69.88 %
331	172	265	437	144	0	1	582	582	795	73.21 %
332	55	105	160	54	0	0	214	214	287	74.56 %
333	388	584	972	352	0	4	1328	1328	1785	74.40 %
350	463	736	1199	417	0	11	1627	1627	2366	68.77 %
351	822	1202	2024	709	0	12	2745	2745	4073	67.40 %
352	495	781	1276	442	2	5	1725	1725	2613	66.02 %
359	0	0	0	0	0	0	0	0	0	0.00 %
360	577	932	1509	519	0	11	2039	2039	3243	62.87 %
361	13	12	25	14	0	0	39	39	70	55.71 %
362	383	536	919	314	0	2	1235	1235	1761	70.13 %
363	154	203	357	142	0	1	500	500	804	62.19 %
364	192	318	510	157	0	1	668	668	966	69.15 %
370	681	866	1547	557	0	8	2112	2112	3085	68.46 %
371	502	628	1130	417	0	9	1556	1556	2320	67.07 %
372	263	355	618	189	0	6	813	813	1249	65.09 %
373	1152	1060	2212	709	0	19	2940	2940	4424	66.46 %
400	310	478	788	304	1	4	1097	1097	1509	72.70 %
401	314	523	837	305	0	1	1143	1143	1510	75.70 %
402	323	503	826	326	0	3	1155	1155	1555	74.28 %

Canvass Results

Official Tally

Run Time 9:21 AM

Run Date 11/21/2018

Clackamas County, Oregon

November 6, 2018 General Election

11/6/2018

Page 93 of 216

Official results**Registered Voters**

203764 of 288244 = 70.69 %

Precincts Reporting

120 of 120 = 100.00 %

Clackamas County Clerk - Vote for one

Precinct	Pamela White	Sherry Hall	Cast Votes	Undervotes	Overvotes	Write-ins	Vote By Mail Ballots Cast	Total Ballots Cast	Registered Voters	Turnout Percentage
403	316	502	818	311	0	3	1132	1132	1549	73.08 %
404	612	952	1564	614	0	8	2186	2186	3180	68.74 %
405	250	491	741	239	0	2	982	982	1478	66.44 %
406	201	329	530	190	0	6	726	726	1044	69.54 %
410	465	475	940	358	0	4	1302	1302	1951	66.74 %
411	817	1041	1858	654	0	9	2521	2521	3595	70.13 %
412	553	725	1278	446	1	6	1731	1731	2507	69.05 %
413	556	655	1211	413	0	7	1631	1631	2811	58.02 %
414	182	285	467	155	0	0	622	622	898	69.27 %
415	23	50	73	31	0	1	105	105	154	68.18 %
416	930	1208	2138	764	0	8	2910	2910	4326	67.27 %
417	5	12	17	12	0	0	29	29	42	69.05 %
418	1133	1114	2247	987	0	18	3252	3252	5688	57.17 %
419	286	231	517	180	0	1	698	698	963	72.48 %
420	224	179	403	120	0	4	527	527	830	63.49 %
421	874	905	1779	485	2	4	2270	2270	3263	69.57 %
422	1147	1179	2326	835	0	23	3184	3184	5573	57.13 %
423	3	8	11	4	0	0	15	15	27	55.56 %
500	1234	1062	2296	714	0	10	3020	3020	4230	71.39 %
501	1404	783	2187	572	3	10	2772	2772	3946	70.25 %
502	1421	1189	2610	772	0	11	3393	3393	4620	73.44 %

Canvass Results

Official Tally

Run Time 9:21 AM

Run Date 11/21/2018

Clackamas County, Oregon

November 6, 2018 General Election

11/6/2018

Page 94 of 216

Official results**Registered Voters**

203764 of 288244 = 70.69 %

Precincts Reporting


120 of 120 = 100.00 %

Clackamas County Clerk - Vote for one

Precinct	Pamela White	Sherry Hall	Cast Votes	Undervotes	Overvotes	Write-ins	Vote By Mail Ballots Cast	Total Ballots Cast	Registered Voters	Turnout Percentage
503	1282	1178	2460	678	2	11	3151	3151	4045	77.90 %
504	784	754	1538	440	0	7	1985	1985	3083	64.39 %
505	625	618	1243	350	0	4	1597	1597	2199	72.62 %
506	689	878	1567	496	0	4	2067	2067	3225	64.09 %
510	299	300	599	207	0	4	810	810	1151	70.37 %
511	602	950	1552	476	0	7	2035	2035	2851	71.38 %
512	465	478	943	268	0	2	1213	1213	1789	67.80 %
513	706	797	1503	400	1	6	1910	1910	2546	75.02 %
514	1071	1330	2401	934	0	14	3349	3349	4572	73.25 %
515	311	370	681	189	0	6	876	876	1258	69.63 %
516	262	338	600	199	0	0	799	799	1108	72.11 %
517	602	779	1381	401	0	4	1786	1786	2474	72.19 %
518	615	733	1348	398	0	6	1752	1752	2481	70.62 %
519	224	299	523	165	0	3	691	691	957	72.20 %
520	122	164	286	86	0	1	373	373	506	73.72 %
Totals	72271	78192	150463	52415	34	648	203560	203560	287906	70.70 %

CERTIFIED COPY OF THE ORIGINAL
SHERRY HALL, COUNTY CLERK

BY:



Canvass Results

Official Tally

Run Time 9:21 AM

Run Date 11/21/2018

Clackamas County, Oregon

November 6, 2018 General Election

11/6/2018

Page 95 of 216

Official results**Registered Voters**

203764 of 288244 = 70.69 %

Precincts Reporting

120 of 120 = 100.00 %

Clackamas County Treasurer - Vote for one

Precinct	Brian T Nava	Cast Votes	Undervotes	Overvotes	Write-ins	Vote By Mail Ballots Cast	Total Ballots Cast	Registered Voters	Turnout Percentage
001	1481	1481	1722	0	31	3234	3234	4644	69.64 %
002	1306	1306	1485	0	17	2808	2808	4320	65.00 %
003	917	917	1020	0	19	1956	1956	2956	66.17 %
004	21	21	16	0	0	37	37	45	82.22 %
005	1605	1605	1707	0	23	3335	3335	5421	61.52 %
006	1216	1216	1308	0	19	2543	2543	3408	74.62 %
007	1169	1169	1213	0	33	2415	2415	3597	67.14 %
010	6	6	16	0	1	23	23	26	88.46 %
031	896	896	934	1	14	1845	1845	2892	63.80 %
032	859	859	1041	0	18	1918	1918	2871	66.81 %
033	887	887	1070	0	13	1970	1970	2798	70.41 %
051	1104	1104	1236	0	16	2356	2356	3246	72.58 %
052	1105	1105	1347	0	17	2469	2469	3425	72.09 %
053	982	982	1031	0	21	2034	2034	2870	70.87 %
054	967	967	1061	0	14	2042	2042	2751	74.23 %
055	995	995	1096	0	26	2117	2117	3052	69.36 %
070	1	1	4	0	0	5	5	5	100.00 %
071	66	66	73	0	0	139	139	165	84.24 %
072	25	25	49	0	1	75	75	110	68.18 %
073	65	65	85	0	1	151	151	223	67.71 %
074	14	14	41	0	1	56	56	69	81.16 %

Canvass Results

Official Tally

Run Time 9:21 AM

Run Date 11/21/2018

Clackamas County, Oregon

November 6, 2018 General Election

11/6/2018

Page 96 of 216

Official results**Registered Voters**

203764 of 288244 = 70.69 %

Precincts Reporting

120 of 120 = 100.00 %

Clackamas County Treasurer - Vote for one

Precinct	Brian T Nava	Cast Votes	Undervotes	Overvotes	Write-ins	Vote By Mail Ballots Cast	Total Ballots Cast	Registered Voters	Turnout Percentage
100	140	140	205	0	1	346	346	458	75.55 %
101	2381	2381	2709	0	26	5116	5116	7473	68.46 %
102	261	261	256	0	3	520	520	843	61.68 %
103	1237	1237	1629	0	26	2892	2892	3921	73.76 %
104	2	2	2	0	0	4	4	4	100.00 %
105	424	424	507	0	7	938	938	1243	75.46 %
106	716	716	716	0	17	1449	1449	2489	58.22 %
107	1187	1187	1272	0	22	2481	2481	4025	61.64 %
108	1057	1057	1066	0	14	2137	2137	3400	62.85 %
111	1557	1557	1755	0	32	3344	3344	5817	57.49 %
122	1414	1414	1383	0	13	2810	2810	4156	67.61 %
124	1039	1039	1070	0	14	2123	2123	2849	74.52 %
125	1480	1480	1399	0	7	2886	2886	4066	70.98 %
130	1176	1176	1287	0	18	2481	2481	3170	78.26 %
131	1318	1318	1316	0	13	2647	2647	3458	76.55 %
132	1021	1021	1094	0	12	2127	2127	2778	76.57 %
133	1630	1630	1667	0	22	3319	3319	4130	80.36 %
134	1068	1068	1124	0	12	2204	2204	2668	82.61 %
135	1125	1125	1249	0	8	2382	2382	2932	81.24 %
151	1131	1131	1264	0	9	2404	2404	2861	84.03 %
152	1337	1337	1363	0	17	2717	2717	3297	82.41 %

Canvass Results

Official Tally

Run Time 9:21 AM

Run Date 11/21/2018

Clackamas County, Oregon

November 6, 2018 General Election

11/6/2018

Page 97 of 216

Official results**Registered Voters**

203764 of 288244 = 70.69 %

Precincts Reporting

120 of 120 = 100.00 %

Clackamas County Treasurer - Vote for one

Precinct	Brian T Nava	Cast Votes	Undervotes	Overvotes	Write-ins	Vote By Mail Ballots Cast	Total Ballots Cast	Registered Voters	Turnout Percentage
153	1122	1122	1125	0	17	2264	2264	2932	77.22 %
154	334	334	341	0	5	680	680	799	85.11 %
155	1398	1398	1463	0	15	2876	2876	3547	81.08 %
156	1386	1386	1509	0	11	2906	2906	3473	83.67 %
157	980	980	1113	0	15	2108	2108	2559	82.38 %
158	879	879	917	0	5	1801	1801	2282	78.92 %
159	1613	1613	1605	0	18	3236	3236	4181	77.40 %
160	179	179	206	0	3	388	388	495	78.38 %
201	1636	1636	1533	0	13	3182	3182	4303	73.95 %
202	1858	1858	1703	0	29	3590	3590	5415	66.30 %
203	1017	1017	1048	0	8	2073	2073	2407	86.12 %
204	993	993	1036	0	19	2048	2048	2919	70.16 %
251	0	0	0	0	0	0	0	1	0.00 %
252	815	815	810	0	6	1631	1631	2039	79.99 %
280	587	587	593	0	4	1184	1184	1575	75.17 %
281	640	640	703	0	9	1352	1352	1679	80.52 %
282	209	209	218	0	3	430	430	564	76.24 %
283	205	205	240	0	2	447	447	520	85.96 %
320	474	474	639	0	9	1122	1122	1371	81.84 %
321	595	595	901	0	12	1508	1508	1851	81.47 %
322	382	382	626	0	7	1015	1015	1302	77.96 %

Canvass Results

Official Tally

Run Time 9:21 AM

Run Date 11/21/2018

Clackamas County, Oregon

November 6, 2018 General Election

11/6/2018

Page 98 of 216

Official results**Registered Voters**

203764 of 288244 = 70.69 %

Precincts Reporting

120 of 120 = 100.00 %

Clackamas County Treasurer - Vote for one

Precinct	Brian T Nava	Cast Votes	Undervotes	Overvotes	Write-ins	Vote By Mail Ballots Cast	Total Ballots Cast	Registered Voters	Turnout Percentage
323	571	571	801	0	6	1378	1378	1753	78.61 %
330	1017	1017	1526	0	23	2566	2566	3672	69.88 %
331	247	247	330	0	5	582	582	795	73.21 %
332	90	90	123	0	1	214	214	287	74.56 %
333	573	573	745	0	10	1328	1328	1785	74.40 %
350	567	567	1038	0	22	1627	1627	2366	68.77 %
351	1002	1002	1696	1	46	2745	2745	4073	67.40 %
352	659	659	1053	0	13	1725	1725	2613	66.02 %
359	0	0	0	0	0	0	0	0	0.00 %
360	788	788	1227	0	24	2039	2039	3243	62.87 %
361	20	20	19	0	0	39	39	70	55.71 %
362	467	467	758	0	10	1235	1235	1761	70.13 %
363	174	174	323	0	3	500	500	804	62.19 %
364	291	291	373	0	4	668	668	966	69.15 %
370	805	805	1283	0	24	2112	2112	3085	68.46 %
371	688	688	846	0	22	1556	1556	2320	67.07 %
372	315	315	482	0	16	813	813	1249	65.09 %
373	1299	1299	1614	0	27	2940	2940	4424	66.46 %
400	412	412	675	1	9	1097	1097	1509	72.70 %
401	443	443	697	0	3	1143	1143	1510	75.70 %
402	467	467	677	0	11	1155	1155	1555	74.28 %

Canvass Results

Official Tally

Run Time 9:21 AM

Run Date 11/21/2018

Clackamas County, Oregon

November 6, 2018 General Election

11/6/2018

Page 99 of 216

Official results**Registered Voters**

203764 of 288244 = 70.69 %

Precincts Reporting

120 of 120 = 100.00 %

Clackamas County Treasurer - Vote for one

Precinct	Brian T Nava	Cast Votes	Undervotes	Overvotes	Write-ins	Vote By Mail Ballots Cast	Total Ballots Cast	Registered Voters	Turnout Percentage
403	494	494	633	0	5	1132	1132	1549	73.08 %
404	873	873	1295	0	18	2186	2186	3180	68.74 %
405	419	419	556	0	7	982	982	1478	66.44 %
406	309	309	411	0	6	726	726	1044	69.54 %
410	587	587	704	0	11	1302	1302	1951	66.74 %
411	1186	1186	1322	0	13	2521	2521	3595	70.13 %
412	758	758	956	0	17	1731	1731	2507	69.05 %
413	814	814	805	0	12	1631	1631	2811	58.02 %
414	286	286	328	0	8	622	622	898	69.27 %
415	36	36	68	0	1	105	105	154	68.18 %
416	1402	1402	1489	0	19	2910	2910	4326	67.27 %
417	9	9	20	0	0	29	29	42	69.05 %
418	1551	1551	1677	0	24	3252	3252	5688	57.17 %
419	322	322	369	0	7	698	698	963	72.48 %
420	243	243	270	0	14	527	527	830	63.49 %
421	1097	1097	1159	0	14	2270	2270	3263	69.57 %
422	1531	1531	1605	0	48	3184	3184	5573	57.13 %
423	3	3	12	0	0	15	15	27	55.56 %
500	1419	1419	1562	0	39	3020	3020	4230	71.39 %
501	1446	1446	1295	0	31	2772	2772	3946	70.25 %
502	1573	1573	1798	0	22	3393	3393	4620	73.44 %

Canvass Results

Official Tally

Run Time 9:21 AM

Run Date 11/21/2018

Clackamas County, Oregon

November 6, 2018 General Election

11/6/2018

Page 100 of 216

Official results**Registered Voters**

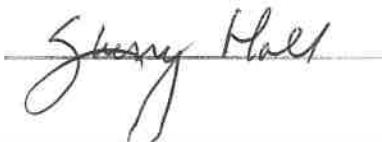
203764 of 288244 = 70.69 %

Precincts Reporting

120 of 120 = 100.00 %

Clackamas County Treasurer - Vote for one

Precinct	Brian T Nava	Cast Votes	Undervotes	Overvotes	Write-ins	Vote By Mail Ballots Cast	Total Ballots Cast	Registered Voters	Turnout Percentage
503	1422	1422	1685	1	43	3151	3151	4045	77.90 %
504	1010	1010	960	0	15	1985	1985	3083	64.39 %
505	732	732	855	0	10	1597	1597	2199	72.62 %
506	993	993	1066	0	8	2067	2067	3225	64.09 %
510	343	343	461	0	6	810	810	1151	70.37 %
511	860	860	1157	0	18	2035	2035	2851	71.38 %
512	578	578	625	0	10	1213	1213	1789	67.80 %
513	862	862	1038	0	10	1910	1910	2546	75.02 %
514	1262	1262	2058	0	29	3349	3349	4572	73.25 %
515	398	398	473	0	5	876	876	1258	69.63 %
516	316	316	474	0	9	799	799	1108	72.11 %
517	699	699	1069	1	17	1786	1786	2474	72.19 %
518	732	732	1001	0	19	1752	1752	2481	70.62 %
519	277	277	410	0	4	691	691	957	72.20 %
520	155	155	215	0	3	373	373	506	73.72 %
Totals	93582	93582	108384	5	1589	203560	203560	287906	70.70 %

CERTIFIED COPY OF THE ORIGINAL
SHERRY HALL, COUNTY CLERKBY: 

Canvass Results

Official Tally

Run Time 9:21 AM

Run Date 11/21/2018

Clackamas County, Oregon

November 6, 2018 General Election

11/6/2018

Page 101 of 216

Official results**Registered Voters**

203764 of 288244 = 70.69 %

Precincts Reporting

120 of 120 = 100.00 %

City of Barlow, Mayor - Vote for one

Precinct	Michael E Lundsten	Cast Votes	Undervotes	Overvotes	Write-ins	Vote By Mail Ballots Cast	Total Ballots Cast	Registered Voters	Turnout Percentage
331	42	42	13	0	2	57	57	81	70.37 %
Totals	42	42	13	0	2	57	57	81	70.37 %

CERTIFIED COPY OF THE ORIGINAL
SHERRY HALL, COUNTY CLERK

BY:



Canvass Results

Official Tally

Run Time 9:21 AM

Run Date 11/21/2018

Clackamas County, Oregon

November 6, 2018 General Election

11/6/2018

Page 102 of 216

Official results**Registered Voters**

203764 of 288244 = 70.69 %

Precincts Reporting


120 of 120 = 100.00 %

City of Barlow, Councilor, Position 1 - Vote for one

Precinct	Darren D Michel	Cast Votes	Undervotes	Overvotes	Write-ins	Vote By Mail Ballots Cast	Total Ballots Cast	Registered Voters	Turnout Percentage
331	40	40	16	0	1	57	57	81	70.37 %
Totals	40	40	16	0	1	57	57	81	70.37 %

CERTIFIED COPY OF THE ORIGINAL
SHERRY HALL, COUNTY CLERK

BY:



Canvass Results

Official Tally

Run Time 9:21 AM

Run Date 11/21/2018

Clackamas County, Oregon

November 6, 2018 General Election

11/6/2018

Page 103 of 216

Official results**Registered Voters**

203764 of 288244 = 70.69 %

Precincts Reporting

120 of 120 = 100.00 %

City of Canby, Mayor - Vote for one

Precinct	Brian D Hodson	Cast Votes	Undervotes	Overvotes	Write-ins	Vote By Mail Ballots Cast	Total Ballots Cast	Registered Voters	Turnout Percentage
122	1575	1575	1129	0	106	2810	2810	4156	67.61 %
124	1128	1128	908	0	87	2123	2123	2849	74.52 %
125	1574	1574	1196	0	116	2886	2886	4066	70.98 %
Totals	4277	4277	3233	0	309	7819	7819	11071	70.63 %

CERTIFIED COPY OF THE ORIGINAL
SHERRY HALL, COUNTY CLERK

BY:



Canvass Results

Official Tally

Run Time 9:21 AM

Run Date 11/21/2018

Clackamas County, Oregon

November 6, 2018 General Election

11/6/2018

Page 104 of 216

Official results**Registered Voters**

203764 of 288244 = 70.69 %

Precincts Reporting

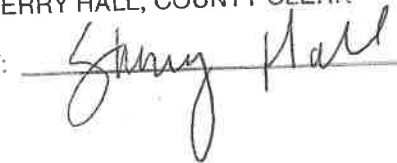
120 of 120 = 100.00 %

City of Canby, Councilor - Vote for three

Precinct	Greg Parker	Shawn Varwig	Tracie Heidt	Cast Votes	Undervotes	Overvotes	Write-ins	Vote By Mail Ballots Cast	Total Ballots Cast	Registered Voters	Turnout Percentage
122	1201	1166	1524	3891	4409	0	130	2810	2810	4156	67.61 %
124	940	866	1181	2987	3300	0	82	2123	2123	2849	74.52 %
125	1245	1138	1583	3966	4579	0	113	2886	2886	4066	70.98 %
Totals	3386	3170	4288	10844	12288	0	325	7819	7819	11071	70.63 %

CERTIFIED COPY OF THE ORIGINAL
SHERRY HALL, COUNTY CLERK

BY:



Canvass Results

Official Tally

Run Time 9:21 AM

Run Date 11/21/2018

Clackamas County, Oregon

November 6, 2018 General Election

11/6/2018

Page 105 of 216

Official results**Registered Voters**

203764 of 288244 = 70.69 %

Precincts Reporting

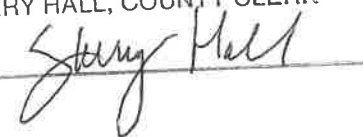
120 of 120 = 100.00 %

City of Estacada, Mayor - Vote for one

Precinct	Sean Drinkwine	Cast Votes	Undervotes	Overvotes	Write-ins	Vote By Mail Ballots Cast	Total Ballots Cast	Registered Voters	Turnout Percentage
106	836	836	537	0	76	1449	1449	2489	58.22 %
Totals	836	836	537	0	76	1449	1449	2489	58.22 %

CERTIFIED COPY OF THE ORIGINAL
SHERRY HALL, COUNTY CLERK

BY:



Canvass Results

Official Tally

Run Time 9:21 AM

Run Date 11/21/2018

Clackamas County, Oregon

November 6, 2018 General Election

11/6/2018

Page 106 of 216

Official results**Registered Voters**

203764 of 288244 = 70.69 %

Precincts Reporting

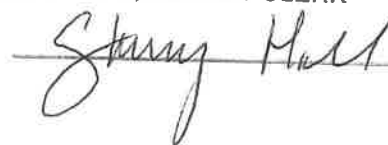
120 of 120 = 100.00 %

City of Estacada, Councilor - Vote for three

Precinct	Justin Gates	Aaron Gant	Jerry D Tenbush Jr	Bryan L Short	Katy Dunsmuir	Dan Neujahr	Cast Votes	Undervotes	Overvotes	Write-ins	Vote By Mail Ballots Cast	Total Ballots Cast	Registered Voters	Turnout Percentage
106	491	408	586	273	684	370	2812	1492	0	43	1449	1449	2489	58.22 %
Totals	491	408	586	273	684	370	2812	1492	0	43	1449	1449	2489	58.22 %

CERTIFIED COPY OF THE ORIGINAL
SHERRY HALL, COUNTY CLERK

BY:



Canvass Results

Official Tally

Run Time 9:21 AM

Run Date 11/21/2018

Clackamas County, Oregon

November 6, 2018 General Election

11/6/2018

Page 107 of 216

Official results**Registered Voters**

203764 of 288244 = 70.69 %

Precincts Reporting

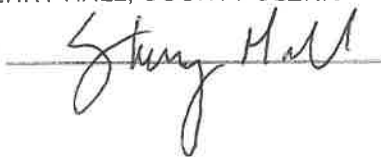
120 of 120 = 100.00 %

City of Gladstone, Mayor - Vote for one

Precinct	Tammy Stempel	Tom Mersereau	Cast Votes	Undervotes	Overvotes	Write-ins	Vote By Mail Ballots Cast	Total Ballots Cast	Registered Voters	Turnout Percentage
031	1011	533	1544	292	0	9	1845	1845	2892	63.80 %
032	933	637	1570	323	0	25	1918	1918	2871	66.81 %
033	982	623	1605	347	0	18	1970	1970	2798	70.41 %
Totals	2926	1793	4719	962	0	52	5733	5733	8561	66.97 %

CERTIFIED COPY OF THE ORIGINAL
SHERRY HALL, COUNTY CLERK

BY:



Canvass Results

Official Tally

Run Time 9:21 AM

Run Date 11/21/2018

Clackamas County, Oregon

November 6, 2018 General Election

11/6/2018

Page 108 of 216

Official results

Registered Voters

203764 of 288244 = 70.69 %

Precincts Reporting

120 of 120 = 100.00 %

City of Gladstone, Councilor, Position 1 - Vote for one

Precinct	Randy Ripley	Michael Milch	Cast Votes	Undervotes	Overvotes	Write-ins	Vote By Mail Ballots Cast	Total Ballots Cast	Registered Voters	Turnout Percentage
031	859	516	1375	463	1	6	1845	1845	2892	63.80 %
032	802	604	1406	501	0	11	1918	1918	2871	66.81 %
033	836	591	1427	534	0	9	1970	1970	2798	70.41 %
Totals	2497	1711	4208	1498	1	26	5733	5733	8561	66.97 %

CERTIFIED COPY OF THE ORIGINAL
SHERRY HALL, COUNTY CLERK

BY:



Canvass Results

Official Tally

Run Time 9:21 AM

Run Date 11/21/2018

Clackamas County, Oregon

November 6, 2018 General Election

11/6/2018

Page 109 of 216

Official results**Registered Voters**

203764 of 288244 = 70.69 %

Precincts Reporting

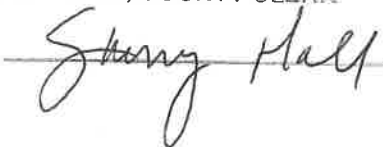
120 of 120 = 100.00 %

City of Gladstone, Councilor, Position 3 - Vote for one

Precinct	Matt Tracy	Frank Hernandez III	Cast Votes	Undervotes	Overvotes	Write-ins	Vote By Mail Ballots Cast	Total Ballots Cast	Registered Voters	Turnout Percentage
031	841	612	1453	389	0	3	1845	1845	2892	63.80 %
032	843	633	1476	436	0	6	1918	1918	2871	66.81 %
033	834	666	1500	464	0	6	1970	1970	2798	70.41 %
Totals	2518	1911	4429	1289	0	15	5733	5733	8561	66.97 %

CERTIFIED COPY OF THE ORIGINAL
CHERRY HALL, COUNTY CLERK

BY:



Canvass Results

Official Tally

Run Time 9:21 AM

Run Date 11/21/2018

Clackamas County, Oregon

November 6, 2018 General Election

11/6/2018

Page 110 of 216

Official results**Registered Voters**

203764 of 288244 = 70.69 %

Precincts Reporting

120 of 120 = 100.00 %

City of Gladstone, Councilor, Position 5 - Vote for one

Precinct	Bill Osburn	Mindy Garlington	Tracy Todd	Cast Votes	Undervotes	Overvotes	Write-ins	Vote By Mail Ballots Cast	Total Ballots Cast	Registered Voters	Turnout Percentage
031	481	422	578	1481	361	0	3	1845	1845	2892	63.80 %
032	528	411	585	1524	388	0	6	1918	1918	2871	66.81 %
033	543	479	539	1561	402	1	6	1970	1970	2798	70.41 %
Totals	1552	1312	1702	4566	1151	1	15	5733	5733	8561	66.97 %

CERTIFIED COPY OF THE ORIGINAL
SHERRY HALL, COUNTY CLERK

BY:



Canvass Results

Official Tally

Run Time 9:21 AM

Run Date 11/21/2018

Clackamas County, Oregon

November 6, 2018 General Election

11/6/2018

Page 111 of 216

Official results**Registered Voters**

203764 of 288244 = 70.69 %

Precincts Reporting

120 of 120 = 100.00 %

City of Happy Valley, Mayor - Vote for one

Precinct	David Golobay	Tom Ellis	Cast Votes	Undervotes	Overvotes	Write-ins	Vote By Mail Ballots Cast	Total Ballots Cast	Registered Voters	Turnout Percentage
100	145	141	286	60	0	0	346	346	458	75.55 %
101	2056	2313	4369	732	0	15	5116	5116	7473	68.46 %
102	178	220	398	122	0	0	520	520	843	61.68 %
103	1163	1275	2438	442	0	12	2892	2892	3921	73.76 %
105	422	427	849	87	0	2	938	938	1243	75.46 %
Totals	3964	4376	8340	1443	0	29	9812	9812	13938	70.40 %

CERTIFIED COPY OF THE ORIGINAL
SHERRY HALL, COUNTY CLERK

BY:



Canvass Results

Official Tally

Run Time 9:21 AM

Run Date 11/21/2018

Clackamas County, Oregon

November 6, 2018 General Election

11/6/2018

Page 112 of 216

Official results**Registered Voters**

203764 of 288244 = 70.69 %

Precincts Reporting

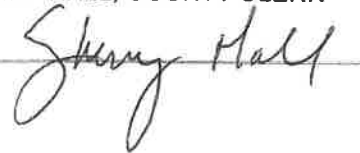
120 of 120 = 100.00 %

City of Happy Valley, Councilor, Position 1 - Vote for one

Precinct	Nick Tacheny	Markley E R Drake	Cast Votes	Undervotes	Overvotes	Write-ins	Vote By Mail Ballots Cast	Total Ballots Cast	Registered Voters	Turnout Percentage
100	117	142	259	87	0	0	346	346	458	75.55 %
101	1712	2083	3795	1307	0	14	5116	5116	7473	68.46 %
102	176	189	365	155	0	0	520	520	843	61.68 %
103	942	1229	2171	711	0	10	2892	2892	3921	73.76 %
105	332	419	751	186	0	1	938	938	1243	75.46 %
Totals	3279	4062	7341	2446	0	25	9812	9812	13938	70.40 %

CERTIFIED COPY OF THE ORIGINAL
SHERRY HALL, COUNTY CLERK

BY:



Canvass Results

Official Tally

Run Time 9:21 AM

Run Date 11/21/2018

Clackamas County, Oregon

November 6, 2018 General Election

11/6/2018

Page 113 of 216

Official results**Registered Voters**

203764 of 288244 = 70.69 %

Precincts Reporting

120 of 120 = 100.00 %

City of Happy Valley, Councilor, Position 3 - Vote for one

Precinct	Joshua V Callahan	Brett M Sherman	Cast Votes	Undervotes	Overvotes	Write-ins	Vote By Mail Ballots Cast	Total Ballots Cast	Registered Voters	Turnout Percentage
100	92	154	246	100	0	0	346	346	458	75.55 %
101	1413	2310	3723	1376	0	17	5116	5116	7473	68.46 %
102	153	199	352	168	0	0	520	520	843	61.68 %
103	808	1269	2077	808	0	7	2892	2892	3921	73.76 %
105	266	465	731	207	0	0	938	938	1243	75.46 %
Totals	2732	4397	7129	2659	0	24	9812	9812	13938	70.40 %

CERTIFIED COPY OF THE ORIGINAL
SHERRY HALL, COUNTY CLERK

BY:



Canvass Results

Official Tally

Run Time 9:21 AM

Run Date 11/21/2018

Clackamas County, Oregon

November 6, 2018 General Election

11/6/2018

Page 114 of 216

Official results

Registered Voters

203764 of 288244 = 70.69 %

Precincts Reporting


120 of 120 = 100.00 %

City of Johnson City, Councilor - Vote for three

Precinct	Vincent Ballard	BJ DiCario	Berta Hall	Cast Votes	Undervotes	Overvotes	Write-ins	Vote By Mail Ballots Cast	Total Ballots Cast	Registered Voters	Turnout Percentage
506	137	109	111	357	300	0	6	221	221	349	63.32 %
Totals	137	109	111	357	300	0	6	221	221	349	63.32 %

CERTIFIED COPY OF THE ORIGINAL
SHERRY HALL, COUNTY CLERK

BY:



Canvass Results

Official Tally

Run Time 9:21 AM

Run Date 11/21/2018

Clackamas County, Oregon

November 6, 2018 General Election

11/6/2018

Page 115 of 216

Official results**Registered Voters**

203764 of 288244 = 70.69 %

Precincts Reporting

120 of 120 = 100.00 %

City of Lake Oswego, Councilor - Vote for three

Precinct	Randy Lee Arthur	John Wendland	Hannah Crummé	Emma Burke	Daniel Nguyen	Donald Mattersdorff	Jackie Manz	Massene Mboup	Cast Votes	Undervotes	Overvotes	Write-ins	Vote By Mail Ballots Cast	Total Ballots Cast
151	764	972	138	606	1194	382	852	877	5785	1367	8	36	2404	2404
152	781	927	190	786	1195	547	934	961	6321	1767	15	18	2717	2717
153	521	994	133	583	1062	303	758	636	4990	1776	1	23	2264	2264
154	166	266	53	172	271	88	251	170	1437	598	1	2	680	680
155	817	1256	140	733	1393	377	980	970	6666	1924	5	23	2876	2876
156	747	1035	162	776	1448	622	1057	1019	6866	1787	12	29	2906	2906
157	570	767	110	614	1101	371	762	680	4975	1308	4	29	2108	2108
158	499	719	106	485	783	265	590	712	4159	1200	10	14	1801	1801
159	761	1071	240	1069	1551	423	995	1140	7250	2407	7	30	3236	3236
160	108	161	21	104	158	80	123	99	854	292	2	12	388	388
Totals	5734	8168	1293	5928	10156	3458	7302	7264	49303	14426	65	216	21380	21380

Canvass Results

Official Tally

Run Time 9:21 AM

Run Date 11/21/2018

Clackamas County, Oregon

November 6, 2018 General Election

11/6/2018

Page 116 of 216

Official results**Registered Voters**

203764 of 288244 = 70.69 %

Precincts Reporting

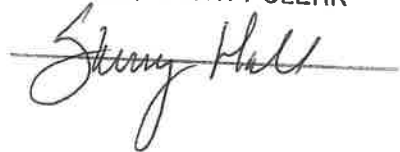
120 of 120 = 100.00 %

City of Lake Oswego, Councilor - Vote for three

Precinct	Registered Voters	Turnout Percentage
151	2861	84.03 %
152	3297	82.41 %
153	2932	77.22 %
154	799	85.11 %
155	3547	81.08 %
156	3473	83.67 %
157	2559	82.38 %
158	2282	78.92 %
159	4181	77.40 %
160	495	78.38 %
Totals	26426	80.91 %

CERTIFIED COPY OF THE ORIGINAL
SHERRY HALL, COUNTY CLERK

BY:



Canvass Results

Official Tally

Run Time 9:21 AM

Run Date 11/21/2018

Clackamas County, Oregon

November 6, 2018 General Election

11/6/2018

Page 117 of 216

Official results

Registered Voters

203764 of 288244 = 70.69 %

Precincts Reporting

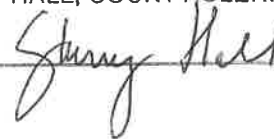
120 of 120 = 100.00 %

City of Milwaukie, Mayor - Vote for one

Precinct	Mark Gamba	Cast Votes	Undervotes	Overvotes	Write-ins	Vote By Mail Ballots Cast	Total Ballots Cast	Registered Voters	Turnout Percentage
051	1273	1273	1018	0	65	2356	2356	3246	72.58 %
052	1267	1267	1148	0	54	2469	2469	3425	72.09 %
053	1088	1088	880	0	66	2034	2034	2870	70.87 %
054	1122	1122	867	0	53	2042	2042	2751	74.23 %
055	1085	1085	950	0	82	2117	2117	3052	69.36 %
Totals	5835	5835	4863	0	320	11018	11018	15344	71.81 %

CERTIFIED COPY OF THE ORIGINAL
SHERRY HALL, COUNTY CLERK

BY:



Canvass Results

Official Tally

Run Time 9:21 AM

Run Date 11/21/2018

Clackamas County, Oregon

November 6, 2018 General Election

11/6/2018

Page 118 of 216

Official results**Registered Voters**

203764 of 288244 = 70.69 %

Precincts Reporting

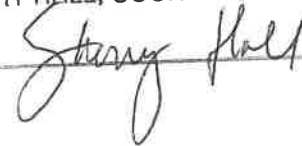
120 of 120 = 100.00 %

City of Milwaukie, Councilor, Position 2 - Vote for one

Precinct	Elvis Clark	Lisa Batey	Cast Votes	Undervotes	Overvotes	Write-ins	Vote By Mail Ballots Cast	Total Ballots Cast	Registered Voters	Turnout Percentage
051	558	1263	1821	520	0	15	2356	2356	3246	72.58 %
052	680	1206	1886	580	0	3	2469	2469	3425	72.09 %
053	616	931	1547	479	0	8	2034	2034	2870	70.87 %
054	488	1067	1555	484	0	3	2042	2042	2751	74.23 %
055	561	1028	1589	512	0	16	2117	2117	3052	69.36 %
Totals	2903	5495	8398	2575	0	45	11018	11018	15344	71.81 %

CERTIFIED COPY OF THE ORIGINAL
SHERRY HALL, COUNTY CLERK

BY:



Canvass Results

Official Tally

Run Time 9:21 AM

Run Date 11/21/2018

Clackamas County, Oregon

November 6, 2018 General Election

11/6/2018

Page 119 of 216

Official results**Registered Voters**

203764 of 288244 = 70.69 %

Precincts Reporting

120 of 120 = 100.00 %

City of Milwaukie, Councilor, Position 4 - Vote for one

Precinct	Katharine Hyzy	Cast Votes	Undervotes	Overvotes	Write-ins	Vote By Mail Ballots Cast	Total Ballots Cast	Registered Voters	Turnout Percentage
051	1177	1177	1145	0	34	2356	2356	3246	72.58 %
052	1141	1141	1305	0	23	2469	2469	3425	72.09 %
053	1023	1023	985	0	26	2034	2034	2870	70.87 %
054	1013	1013	1008	0	21	2042	2042	2751	74.23 %
055	1024	1024	1046	0	47	2117	2117	3052	69.36 %
Totals	5378	5378	5489	0	151	11018	11018	15344	71.81 %

CERTIFIED COPY OF THE ORIGINAL
SHERRY HALL, COUNTY CLERK

BY:



Canvass Results

Official Tally

Run Time 9:21 AM

Run Date 11/21/2018

Clackamas County, Oregon

November 6, 2018 General Election

11/6/2018

Page 120 of 216

Official results**Registered Voters**

203764 of 288244 = 70.69 %

Precincts Reporting

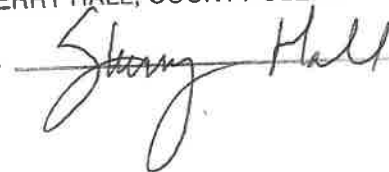
120 of 120 = 100.00 %

City of Molalla, Councilor - Vote for three

Precinct	Elizabeth Klein	Leota Childress	Terry L Shankle	Cast Votes	Undervotes	Overvotes	Write-ins	Vote By Mail Ballots Cast	Total Ballots Cast	Registered Voters	Turnout Percentage
111	1462	1411	1410	4283	5482	0	267	3344	3344	5817	57.49 %
Totals	1462	1411	1410	4283	5482	0	267	3344	3344	5817	57.49 %

CERTIFIED COPY OF THE ORIGINAL
SHERRY HALL, COUNTY CLERK

BY:



Canvass Results

Official Tally

Run Time 9:21 AM

Run Date 11/21/2018

Clackamas County, Oregon

November 6, 2018 General Election

11/6/2018

Page 121 of 216

Official results**Registered Voters**

203764 of 288244 = 70.69 %

Precincts Reporting

120 of 120 = 100.00 %

City of Oregon City, Mayor - Vote for one

Precinct	Mark J Matheson	Damon Mabee	Dan Holladay	Cast Votes	Undervotes	Overvotes	Write-ins	Vote By Mail Ballots Cast	Total Ballots Cast	Registered Voters	Turnout Percentage
001	333	1054	1232	2619	595	0	20	3234	3234	4644	69.64 %
002	306	911	1019	2236	549	1	22	2808	2808	4320	65.00 %
003	221	560	770	1551	384	0	21	1956	1956	2956	66.17 %
004	3	10	19	32	5	0	0	37	37	45	82.22 %
005	370	809	1350	2529	772	3	31	3335	3335	5421	61.52 %
006	259	714	1082	2055	474	0	14	2543	2543	3408	74.62 %
007	302	554	1031	1887	511	0	17	2415	2415	3597	67.14 %
010	1	11	5	17	6	0	0	23	23	26	88.46 %
Totals	1795	4623	6508	12926	3296	4	125	16351	16351	24417	66.97 %

CERTIFIED COPY OF THE ORIGINAL
SHERRY HALL, COUNTY CLERK

BY: 

Canvass Results

Official Tally

Run Time 9:21 AM

Run Date 11/21/2018

Clackamas County, Oregon

November 6, 2018 General Election

11/6/2018

Page 122 of 216

Official results**Registered Voters**

203764 of 288244 = 70.69 %

Precincts Reporting

120 of 120 = 100.00 %

City of Oregon City, Commissioner, Position 1 - Vote for one

Precinct	Rocky Smith	Brian Shaw	Cast Votes	Undervotes	Overvotes	Write-ins	Vote By Mail Ballots Cast	Total Ballots Cast	Registered Voters	Turnout Percentage
001	1728	1022	2750	474	0	10	3234	3234	4644	69.64 %
002	1304	1005	2309	493	1	5	2808	2808	4320	65.00 %
003	929	725	1654	295	0	7	1956	1956	2956	66.17 %
004	9	21	30	7	0	0	37	37	45	82.22 %
005	1439	1187	2626	697	0	12	3335	3335	5421	61.52 %
006	1259	905	2164	373	0	6	2543	2543	3408	74.62 %
007	1066	896	1962	443	0	10	2415	2415	3597	67.14 %
010	12	8	20	3	0	0	23	23	26	88.46 %
Totals	7746	5769	13515	2785	1	50	16351	16351	24417	66.97 %

CERTIFIED COPY OF THE ORIGINAL
SHERRY HALL, COUNTY CLERK

BY: Sherry Hall

Canvass Results

Official Tally

Run Time 9:21 AM

Run Date 11/21/2018

Clackamas County, Oregon

November 6, 2018 General Election

11/6/2018

Page 123 of 216

Official results**Registered Voters**

203764 of 288244 = 70.69 %


Precincts Reporting

120 of 120 = 100.00 %

City of Oregon City, Commissioner, Position 4 - Vote for one

Precinct	Rachel Lyles Smith	Mike Mitchell	Cast Votes	Undervotes	Overvotes	Write-ins	Vote By Mail Ballots Cast	Total Ballots Cast	Registered Voters	Turnout Percentage
001	1349	1026	2375	845	1	13	3234	3234	4644	69.64 %
002	1188	937	2125	676	0	7	2808	2808	4320	65.00 %
003	727	746	1473	470	0	13	1956	1956	2956	66.17 %
004	12	14	26	11	0	0	37	37	45	82.22 %
005	1359	1065	2424	904	0	7	3335	3335	5421	61.52 %
006	1142	797	1939	595	1	8	2543	2543	3408	74.62 %
007	985	788	1773	634	0	8	2415	2415	3597	67.14 %
010	7	11	18	5	0	0	23	23	26	88.46 %
Totals	6769	5384	12153	4140	2	56	16351	16351	24417	66.97 %

CERTIFIED COPY OF THE ORIGINAL
SHERRY HALL, COUNTY CLERK

BY: 

Canvass Results

Official Tally

Run Time 9:21 AM

Run Date 11/21/2018

Clackamas County, Oregon

November 6, 2018 General Election

11/6/2018

Page 124 of 216

Official results**Registered Voters**

203764 of 288244 = 70.69 %

Precincts Reporting

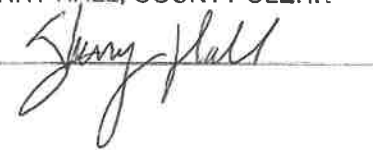
120 of 120 = 100.00 %

City of Portland, Commissioner, Position 3 - Vote for one

Precinct	Loretta Smith	Jo Ann A Hardesty	Cast Votes	Undervotes	Overvotes	Write-ins	Vote By Mail Ballots Cast	Total Ballots Cast	Registered Voters	Turnout Percentage
070	1	0	1	4	0	0	5	5	5	100.00 %
071	48	62	110	27	0	2	139	139	165	84.24 %
072	18	32	50	24	0	1	75	75	110	68.18 %
073	67	48	115	34	0	2	151	151	223	67.71 %
074	10	13	23	29	0	4	56	56	69	81.16 %
104	1	2	3	1	0	0	4	4	4	100.00 %
Totals	145	157	302	119	0	9	430	430	576	74.65 %

CERTIFIED COPY OF THE ORIGINAL
 SHERRY HALL, COUNTY CLERK

BY:



Canvass Results

Official Tally

Run Time 9:21 AM

Run Date 11/21/2018

Clackamas County, Oregon

November 6, 2018 General Election

11/6/2018

Page 125 of 216

Official results

Registered Voters

203764 of 288244 = 70.69 %

Precincts Reporting


120 of 120 = 100.00 %

City of Rivergrove, Councilor - Vote for three

Precinct	Jeff Williams	Walt Williams	David J Pierce	Cast Votes	Undervotes	Overvotes	Write-ins	Vote By Mail Ballots Cast	Total Ballots Cast	Registered Voters	Turnout Percentage
281	153	149	149	451	339	0	14	268	268	324	82.72 %
Totals	153	149	149	451	339	0	14	268	268	324	82.72 %

CERTIFIED COPY OF THE ORIGINAL
SHERRY HALL, COUNTY CLERK

BY:



Canvass Results

Official Tally

Run Time 9:21 AM

Run Date 11/21/2018

Clackamas County, Oregon

November 6, 2018 General Election

11/6/2018

Page 126 of 216

Official results**Registered Voters**

203764 of 288244 = 70.69 %

Precincts Reporting

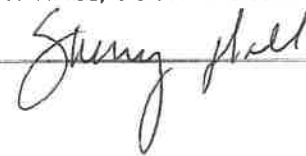
120 of 120 = 100.00 %

City of Sandy, Mayor - Vote for one

Precinct	Bill King	Stan P Pulliam	Cast Votes	Undervotes	Overvotes	Write-ins	Vote By Mail Ballots Cast	Total Ballots Cast	Registered Voters	Turnout Percentage
107	1016	1255	2271	196	1	13	2481	2481	4025	61.64 %
108	940	983	1923	202	0	12	2137	2137	3400	62.85 %
Totals	1956	2238	4194	398	1	25	4618	4618	7425	62.20 %

CERTIFIED COPY OF THE ORIGINAL
SHERRY HALL, COUNTY CLERK

BY:



Canvass Results

Official Tally

Run Time 9:21 AM

Run Date 11/21/2018

Clackamas County, Oregon

November 6, 2018 General Election

11/6/2018

Page 127 of 216

Official results**Registered Voters**

203764 of 288244 = 70.69 %

Precincts Reporting

120 of 120 = 100.00 %

City of Sandy, Councilor, Position 1 - Vote for one

Precinct	Jeremy Pietzold	Cast Votes	Undervotes	Overvotes	Write-ins	Vote By Mail Ballots Cast	Total Ballots Cast	Registered Voters	Turnout Percentage
107	1257	1257	1186	0	38	2481	2481	4025	61.64 %
108	1069	1069	1041	0	27	2137	2137	3400	62.85 %
Totals	2326	2326	2227	0	65	4618	4618	7425	62.20 %

CERTIFIED COPY OF THE ORIGINAL
SHERRY HALL, COUNTY CLERK

BY:



Canvass Results

Official Tally

Run Time 9:21 AM

Run Date 11/21/2018

Clackamas County, Oregon

November 6, 2018 General Election

11/6/2018

Page 128 of 216

Official results**Registered Voters**

203764 of 288244 = 70.69 %

Precincts Reporting

120 of 120 = 100.00 %

City of Sandy, Councilor, Position 2 - Vote for one

Precinct	Laurie J Smallwood	Bethany Shultz	Cast Votes	Undervotes	Overvotes	Write-ins	Vote By Mail Ballots Cast	Total Ballots Cast	Registered Voters	Turnout Percentage
107	975	830	1805	664	1	11	2481	2481	4025	61.64 %
108	823	760	1583	549	0	5	2137	2137	3400	62.85 %
Totals	1798	1590	3388	1213	1	16	4618	4618	7425	62.20 %

CERTIFIED COPY OF THE ORIGINAL
SHERRY HALL, COUNTY CLERK

BY:



Canvass Results

Official Tally

Run Time 9:21 AM

Run Date 11/21/2018

Clackamas County, Oregon

November 6, 2018 General Election

11/6/2018

Page 129 of 216

Official results**Registered Voters**

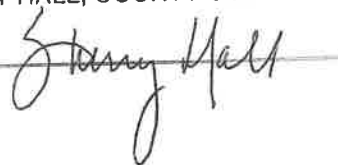
203764 of 288244 = 70.69 %

Precincts Reporting

120 of 120 = 100.00 %

City of Sandy, Councilor, Position 5 - Vote for one

Precinct	Carl Exner	Cast Votes	Undervotes	Overvotes	Write-ins	Vote By Mail Ballots Cast	Total Ballots Cast	Registered Voters	Turnout Percentage
107	1259	1259	1190	0	32	2481	2481	4025	61.64 %
108	1085	1085	1031	0	21	2137	2137	3400	62.85 %
Totals	2344	2344	2221	0	53	4618	4618	7425	62.20 %

CERTIFIED COPY OF THE ORIGINAL
SHERRY HALL, COUNTY CLERKBY: 

Canvass Results

Official Tally

Run Time 9:21 AM

Run Date 11/21/2018

Clackamas County, Oregon

November 6, 2018 General Election

11/6/2018

Page 130 of 216

Official results**Registered Voters**

203764 of 288244 = 70.69 %

Precincts Reporting

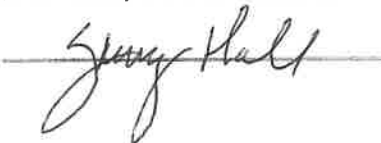
120 of 120 = 100.00 %

City of Tualatin, Mayor - Vote for one

Precinct	Frank Bubenik	Paul F Morrison	Cast Votes	Undervotes	Overvotes	Write-ins	Vote By Mail Ballots Cast	Total Ballots Cast	Registered Voters	Turnout Percentage
251	0	0	0	0	0	0	0	0	1	0.00 %
252	787	534	1321	298	0	12	1631	1631	2039	79.99 %
Totals	787	534	1321	298	0	12	1631	1631	2040	79.95 %

CERTIFIED COPY OF THE ORIGINAL
SHERRY HALL, COUNTY CLERK

BY:



Canvass Results

Official Tally

Run Time 9:21 AM

Run Date 11/21/2018

Clackamas County, Oregon

November 6, 2018 General Election

11/6/2018

Page 131 of 216

Official results**Registered Voters**

203764 of 288244 = 70.69 %

Precincts Reporting

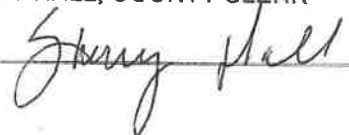
120 of 120 = 100.00 %

City of Tualatin, Council Member, Position 1 - Vote for one

Precinct	Maria A Reyes	Cast Votes	Undervotes	Overvotes	Write-ins	Vote By Mail Ballots Cast	Total Ballots Cast	Registered Voters	Turnout Percentage
251	0	0	0	0	0	0	0	1	0.00 %
252	793	793	830	0	8	1631	1631	2039	79.99 %
Totals	793	793	830	0	8	1631	1631	2040	79.95 %

CERTIFIED COPY OF THE ORIGINAL
SHERRY HALL, COUNTY CLERK

BY:



Canvass Results

Official Tally

Run Time 9:21 AM

Run Date 11/21/2018

Clackamas County, Oregon

November 6, 2018 General Election

11/6/2018

Page 132 of 216

Official results**Registered Voters**

203764 of 288244 = 70.69 %

Precincts Reporting

120 of 120 = 100.00 %

City of Tualatin, Council Member, Position 3 - Vote for one

Precinct	Bridget Brooks	Cast Votes	Undervotes	Overvotes	Write-ins	Vote By Mail Ballots Cast	Total Ballots Cast	Registered Voters	Turnout Percentage
251	0	0	0	0	0	0	0	1	0.00 %
252	811	811	812	0	8	1631	1631	2039	79.99 %
Totals	811	811	812	0	8	1631	1631	2040	79.95 %

CERTIFIED COPY OF THE ORIGINAL
SHERRY HALL, COUNTY CLERK

BY:



Canvass Results

Official Tally

Run Time 9:21 AM

Run Date 11/21/2018

Clackamas County, Oregon

November 6, 2018 General Election

11/6/2018

Page 133 of 216

Official results**Registered Voters**

203764 of 288244 = 70.69 %

Precincts Reporting

120 of 120 = 100.00 %

City of Tualatin, Council Member, Position 5 - Vote for one

Precinct	Nancy Grimes	Chris Burchill	Cast Votes	Undervotes	Overvotes	Write-ins	Vote By Mail Ballots Cast	Total Ballots Cast	Registered Voters	Turnout Percentage
251	0	0	0	0	0	0	0	0	1	0.00 %
252	1011	156	1167	460	0	4	1631	1631	2039	79.99 %
Totals	1011	156	1167	460	0	4	1631	1631	2040	79.95 %

CERTIFIED COPY OF THE ORIGINAL
SHERRY HALL, COUNTY CLERK

BY:



Canvass Results

Official Tally

Run Time 9:21 AM

Run Date 11/21/2018

Clackamas County, Oregon

November 6, 2018 General Election

11/6/2018

Page 134 of 216

Official results**Registered Voters**

203764 of 288244 = 70.69 %

Precincts Reporting

120 of 120 = 100.00 %

City of West Linn, Municipal Court Judge - Vote for one

Precinct	Rhett L Bernstein	Cast Votes	Undervotes	Overvotes	Write-ins	Vote By Mail Ballots Cast	Total Ballots Cast	Registered Voters	Turnout Percentage
130	1155	1155	1299	0	27	2481	2481	3170	78.26 %
131	1286	1286	1341	0	20	2647	2647	3458	76.55 %
132	1011	1011	1099	0	17	2127	2127	2778	76.57 %
133	1559	1559	1722	0	38	3319	3319	4130	80.36 %
134	986	986	1197	0	21	2204	2204	2668	82.61 %
135	1083	1083	1279	0	20	2382	2382	2932	81.24 %
Totals	7080	7080	7937	0	143	15160	15160	19136	79.22 %

CERTIFIED COPY OF THE ORIGINAL
CHERRY HALL, COUNTY CLERK

BY:



Canvass Results

Official Tally

Run Time 9:21 AM

Run Date 11/21/2018

Clackamas County, Oregon

November 6, 2018 General Election

11/6/2018

Page 135 of 216

Official results

Registered Voters

203764 of 288244 = 70.69 %

Precincts Reporting

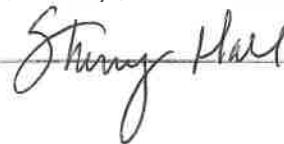
120 of 120 = 100.00 %

City of West Linn, Councilor - Vote for two

Precinct	Bill Relyea	Jules Walters	Cast Votes	Undervotes	Overvotes	Write-ins	Vote By Mail Ballots Cast	Total Ballots Cast	Registered Voters	Turnout Percentage
130	998	1268	2266	2658	0	38	2481	2481	3170	78.26 %
131	1148	1358	2506	2739	0	49	2647	2647	3458	76.55 %
132	918	1096	2014	2203	1	35	2127	2127	2778	76.57 %
133	1470	1779	3249	3325	0	64	3319	3319	4130	80.36 %
134	955	1187	2142	2211	0	55	2204	2204	2668	82.61 %
135	996	1187	2183	2529	0	52	2382	2382	2932	81.24 %
Totals	6485	7875	14360	15665	1	293	15160	15160	19136	79.22 %

CERTIFIED COPY OF THE ORIGINAL
SHERRY HALL, COUNTY CLERK

BY:



Canvass Results

Official Tally

Run Time 9:21 AM

Run Date 11/21/2018

Clackamas County, Oregon

November 6, 2018 General Election

11/6/2018

Page 136 of 216

Official results**Registered Voters**


203764 of 288244 = 70.69 %

Precincts Reporting

120 of 120 = 100.00 %

City of Wilsonville, Councilor - Vote for two

Precinct	Charlotte D Lehan	Ben West	John Budiao	David A Davis	Cast Votes	Undervotes	Overvotes	Write-ins	Vote By Mail Ballots Cast	Total Ballots Cast	Registered Voters	Turnout Percentage
201	1516	1389	1269	953	5127	1222	1	13	3182	3182	4303	73.95 %
202	1541	1395	1326	1070	5332	1814	1	32	3590	3590	5415	66.30 %
203	1240	544	615	840	3239	898	0	9	2073	2073	2407	86.12 %
204	912	805	815	621	3153	928	0	15	2048	2048	2919	70.16 %
Totals	5209	4133	4025	3484	16851	4862	2	69	10893	10893	15044	72.41 %

CERTIFIED COPY OF THE ORIGINAL
SHERRY HALL, COUNTY CLERKBY: 

Canvass Results

Official Tally

Run Time 9:21 AM

Run Date 11/21/2018

Clackamas County, Oregon

November 6, 2018 General Election

11/6/2018

Page 137 of 216

Official results**Registered Voters**

203764 of 288244 = 70.69 %

Precincts Reporting

120 of 120 = 100.00 %

Metro Councilor, District 2 - Vote for one

Precinct	Christine Lewis	Joe Buck	Cast Votes	Undervotes	Overvotes	Write-ins	Vote By Mail Ballots Cast	Total Ballots Cast	Registered Voters	Turnout Percentage
001	1160	1025	2185	1035	1	13	3234	3234	4644	69.64 %
002	1038	906	1944	852	1	11	2808	2808	4320	65.00 %
003	689	679	1368	571	0	17	1956	1956	2956	66.17 %
004	10	14	24	13	0	0	37	37	45	82.22 %
005	1167	1043	2210	1109	0	16	3335	3335	5421	61.52 %
006	834	871	1705	821	0	17	2543	2543	3408	74.62 %
007	844	756	1600	801	2	12	2415	2415	3597	67.14 %
010	10	5	15	8	0	0	23	23	26	88.46 %
031	693	528	1221	615	1	8	1845	1845	2892	63.80 %
032	686	558	1244	663	0	11	1918	1918	2871	66.81 %
033	685	583	1268	692	0	10	1970	1970	2798	70.41 %
051	1035	640	1675	671	0	10	2356	2356	3246	72.58 %
052	1029	692	1721	725	1	22	2469	2469	3425	72.09 %
053	904	533	1437	585	0	12	2034	2034	2870	70.87 %
054	897	530	1427	607	0	8	2042	2042	2751	74.23 %
055	846	643	1489	607	0	21	2117	2117	3052	69.36 %
070 & 071	44	51	95	48	0	1	144	144	170	84.71 %
072	32	17	49	25	0	1	75	75	110	68.18 %
073	61	45	106	44	0	1	151	151	223	67.71 %
100	85	124	209	137	0	0	346	346	458	75.55 %
101	1647	1478	3125	1729	0	26	4880	4880	7168	68.08 %

Canvass Results

Official Tally

Run Time 9:21 AM

Run Date 11/21/2018

Clackamas County, Oregon

November 6, 2018 General Election

11/6/2018

Page 138 of 216

Official results**Registered Voters**

203764 of 288244 = 70.69 %

Precincts Reporting

120 of 120 = 100.00 %

Metro Councilor, District 2 - Vote for one

Precinct	Christine Lewis	Joe Buck	Cast Votes	Undervotes	Overvotes	Write-ins	Vote By Mail Ballots Cast	Total Ballots Cast	Registered Voters	Turnout Percentage
102	190	111	301	173	0	1	475	475	763	62.25 %
103	940	862	1802	1075	0	15	2892	2892	3921	73.76 %
105	297	340	637	291	0	10	938	938	1243	75.46 %
130	841	826	1667	795	3	16	2481	2481	3170	78.26 %
131	991	810	1801	836	0	10	2647	2647	3458	76.55 %
132	764	677	1441	674	3	9	2127	2127	2778	76.57 %
133	1145	1143	2288	1019	4	8	3319	3319	4130	80.36 %
134	791	765	1556	643	1	4	2204	2204	2668	82.61 %
135	774	853	1627	740	2	13	2382	2382	2932	81.24 %
151	621	1187	1808	590	0	6	2404	2404	2861	84.03 %
152	712	1311	2023	691	1	2	2717	2717	3297	82.41 %
153	583	969	1552	705	0	7	2264	2264	2932	77.22 %
154	173	265	438	238	0	4	680	680	799	85.11 %
155	701	1459	2160	702	2	12	2876	2876	3547	81.08 %
156	704	1415	2119	779	1	7	2906	2906	3473	83.67 %
157	518	1036	1554	542	0	12	2108	2108	2559	82.38 %
158	486	814	1300	497	0	4	1801	1801	2282	78.92 %
159	951	1340	2291	926	5	14	3236	3236	4181	77.40 %
160	94	184	278	109	0	1	388	388	495	78.38 %
280	356	449	805	376	1	2	1184	1184	1575	75.17 %
281	417	528	945	402	0	5	1352	1352	1679	80.52 %

Canvass Results

Official Tally

Run Time 9:21 AM

Run Date 11/21/2018

Clackamas County, Oregon

November 6, 2018 General Election

11/6/2018

Page 139 of 216

Official results**Registered Voters**

203764 of 288244 = 70.69 %

Precincts Reporting

120 of 120 = 100.00 %

Metro Councilor, District 2 - Vote for one

Precinct	Christine Lewis	Joe Buck	Cast Votes	Undervotes	Overvotes	Write-ins	Vote By Mail Ballots Cast	Total Ballots Cast	Registered Voters	Turnout Percentage
282	148	138	286	142	0	2	430	430	564	76.24 %
283	114	201	315	128	0	4	447	447	520	85.96 %
320	358	427	785	334	1	2	1122	1122	1371	81.84 %
321	425	495	920	578	0	10	1508	1508	1851	81.47 %
400	2	1	3	0	0	0	3	3	9	33.33 %
402	5	8	13	3	0	0	16	16	16	100.00 %
410	451	389	840	460	0	2	1302	1302	1951	66.74 %
411	818	809	1627	881	3	10	2521	2521	3595	70.13 %
412	1	2	3	2	0	0	5	5	6	83.33 %
413	567	483	1050	572	0	9	1631	1631	2811	58.02 %
414	117	95	212	126	0	3	341	341	493	69.17 %
415	31	26	57	48	0	0	105	105	154	68.18 %
416	1051	848	1899	1001	0	10	2910	2910	4326	67.27 %
417	4	4	8	9	0	1	18	18	24	75.00 %
418	1163	867	2030	1200	2	20	3252	3252	5688	57.17 %
419	275	202	477	220	0	1	698	698	963	72.48 %
420	212	149	361	159	0	7	527	527	830	63.49 %
421	886	661	1547	717	1	5	2270	2270	3263	69.57 %
422	1307	818	2125	1038	0	21	3184	3184	5573	57.13 %
423	5	5	10	5	0	0	15	15	27	55.56 %
500	1178	890	2068	934	0	18	3020	3020	4230	71.39 %

Canvass Results

Official Tally

Run Time 9:21 AM

Run Date 11/21/2018

Clackamas County, Oregon

November 6, 2018 General Election

11/6/2018

Page 140 of 216

Official results**Registered Voters**

203764 of 288244 = 70.69 %


Precincts Reporting

120 of 120 = 100.00 %

Metro Councilor, District 2 - Vote for one

Precinct	Christine Lewis	Joe Buck	Cast Votes	Undervotes	Overvotes	Write-ins	Vote By Mail Ballots Cast	Total Ballots Cast	Registered Voters	Turnout Percentage
501	1242	734	1976	776	5	15	2772	2772	3946	70.25 %
502	1342	1047	2389	984	2	18	3393	3393	4620	73.44 %
503	1205	949	2154	970	2	25	3151	3151	4045	77.90 %
504	784	593	1377	596	1	11	1985	1985	3083	64.39 %
505	625	458	1083	506	1	7	1597	1597	2199	72.62 %
506	747	645	1392	665	1	9	2067	2067	3225	64.09 %
510 & 511	185	201	386	225	1	3	615	615	888	69.26 %
512	293	283	576	249	0	4	829	829	1252	66.21 %
515	171	109	280	113	0	2	395	395	618	63.92 %
519	58	60	118	64	0	0	182	182	241	75.52 %
Totals	43215	41662	84877	38866	49	598	124390	124390	173576	71.66 %

CERTIFIED COPY OF THE ORIGINAL
 SHERRY HALL, COUNTY CLERK

BY: 

Canvass Results

Official Tally

Run Time 9:21 AM

Run Date 11/21/2018

Clackamas County, Oregon

November 6, 2018 General Election

11/6/2018

Page 141 of 216

Official results**Registered Voters**

203764 of 288244 = 70.69 %

Precincts Reporting

120 of 120 = 100.00 %

Soil & Water Conservation District, Director, Zone 1 - Vote for one

Precinct	Jesse Nelson	Cast Votes	Undervotes	Overvotes	Write-ins	Vote By Mail Ballots Cast	Total Ballots Cast	Registered Voters	Turnout Percentage
001	1400	1400	1812	0	22	3234	3234	4644	69.64 %
002	1194	1194	1584	0	30	2808	2808	4320	65.00 %
003	871	871	1063	0	22	1956	1956	2956	66.17 %
004	20	20	17	0	0	37	37	45	82.22 %
005	1484	1484	1832	0	19	3335	3335	5421	61.52 %
006	1119	1119	1404	0	20	2543	2543	3408	74.62 %
007	1095	1095	1295	0	25	2415	2415	3597	67.14 %
010	7	7	16	0	0	23	23	26	88.46 %
031	848	848	986	0	11	1845	1845	2892	63.80 %
032	777	777	1123	2	16	1918	1918	2871	66.81 %
033	832	832	1125	0	13	1970	1970	2798	70.41 %
051	990	990	1347	0	19	2356	2356	3246	72.58 %
052	1023	1023	1423	0	23	2469	2469	3425	72.09 %
053	923	923	1097	0	14	2034	2034	2870	70.87 %
054	881	881	1141	1	19	2042	2042	2751	74.23 %
055	917	917	1174	0	26	2117	2117	3052	69.36 %
070	1	1	4	0	0	5	5	5	100.00 %
071	59	59	80	0	0	139	139	165	84.24 %
072	24	24	50	0	1	75	75	110	68.18 %
073	64	64	84	0	3	151	151	223	67.71 %
074	13	13	41	0	2	56	56	69	81.16 %

Canvass Results

Official Tally

Run Time 9:21 AM

Run Date 11/21/2018

Clackamas County, Oregon

November 6, 2018 General Election

11/6/2018

Page 142 of 216

Official results**Registered Voters**

203764 of 288244 = 70.69 %

Precincts Reporting

120 of 120 = 100.00 %

Soil & Water Conservation District, Director, Zone 1 - Vote for one

Precinct	Jesse Nelson	Cast Votes	Undervotes	Overvotes	Write-ins	Vote By Mail Ballots Cast	Total Ballots Cast	Registered Voters	Turnout Percentage
100	134	134	211	0	1	346	346	458	75.55 %
101	2206	2206	2883	0	27	5116	5116	7473	68.46 %
102	235	235	282	0	3	520	520	843	61.68 %
103	1122	1122	1746	0	24	2892	2892	3921	73.76 %
104	2	2	2	0	0	4	4	4	100.00 %
105	392	392	537	0	9	938	938	1243	75.46 %
106	702	702	729	0	18	1449	1449	2489	58.22 %
107	1181	1181	1280	0	20	2481	2481	4025	61.64 %
108	1009	1009	1115	0	13	2137	2137	3400	62.85 %
111	1507	1507	1802	1	34	3344	3344	5817	57.49 %
122	1302	1302	1494	0	14	2810	2810	4156	67.61 %
124	961	961	1149	0	13	2123	2123	2849	74.52 %
125	1369	1369	1509	0	8	2886	2886	4066	70.98 %
130	1107	1107	1362	0	12	2481	2481	3170	78.26 %
131	1237	1237	1400	0	10	2647	2647	3458	76.55 %
132	979	979	1139	0	9	2127	2127	2778	76.57 %
133	1509	1509	1790	0	20	3319	3319	4130	80.36 %
134	972	972	1220	0	12	2204	2204	2668	82.61 %
135	1047	1047	1326	0	9	2382	2382	2932	81.24 %
151	1037	1037	1355	0	12	2404	2404	2861	84.03 %
152	1217	1217	1485	0	15	2717	2717	3297	82.41 %

Canvass Results

Official Tally

Run Time 9:21 AM

Run Date 11/21/2018

Clackamas County, Oregon

November 6, 2018 General Election

11/6/2018

Page 143 of 216

Official results**Registered Voters**

203764 of 288244 = 70.69 %

Precincts Reporting

120 of 120 = 100.00 %

Soil & Water Conservation District, Director, Zone 1 - Vote for one

Precinct	Jesse Nelson	Cast Votes	Undervotes	Overvotes	Write-ins	Vote By Mail Ballots Cast	Total Ballots Cast	Registered Voters	Turnout Percentage
153	1066	1066	1182	0	16	2264	2264	2932	77.22 %
154	316	316	359	0	5	680	680	799	85.11 %
155	1288	1288	1569	0	19	2876	2876	3547	81.08 %
156	1249	1249	1647	0	10	2906	2906	3473	83.67 %
157	897	897	1202	0	9	2108	2108	2559	82.38 %
158	817	817	980	0	4	1801	1801	2282	78.92 %
159	1436	1436	1780	0	20	3236	3236	4181	77.40 %
160	163	163	222	0	3	388	388	495	78.38 %
201	1521	1521	1646	0	15	3182	3182	4303	73.95 %
202	1736	1736	1829	0	25	3590	3590	5415	66.30 %
203	960	960	1110	0	3	2073	2073	2407	86.12 %
204	911	911	1114	0	23	2048	2048	2919	70.16 %
251	0	0	0	0	0	0	0	1	0.00 %
252	753	753	873	0	5	1631	1631	2039	79.99 %
280	543	543	638	0	3	1184	1184	1575	75.17 %
281	597	597	746	0	9	1352	1352	1679	80.52 %
282	197	197	229	0	4	430	430	564	76.24 %
283	185	185	259	0	3	447	447	520	85.96 %
320	444	444	670	0	8	1122	1122	1371	81.84 %
321	562	562	932	0	14	1508	1508	1851	81.47 %
322	361	361	650	0	4	1015	1015	1302	77.96 %

Canvass Results

Official Tally

Run Time 9:21 AM

Run Date 11/21/2018

Clackamas County, Oregon

November 6, 2018 General Election

11/6/2018

Page 144 of 216

Official results**Registered Voters**

203764 of 288244 = 70.69 %

Precincts Reporting

120 of 120 = 100.00 %

Soil & Water Conservation District, Director, Zone 1 - Vote for one

Precinct	Jesse Nelson	Cast Votes	Undervotes	Overvotes	Write-ins	Vote By Mail Ballots Cast	Total Ballots Cast	Registered Voters	Turnout Percentage
323	528	528	847	0	3	1378	1378	1753	78.61 %
330	939	939	1596	0	31	2566	2566	3672	69.88 %
331	241	241	335	0	6	582	582	795	73.21 %
332	79	79	133	0	2	214	214	287	74.56 %
333	546	546	774	0	8	1328	1328	1785	74.40 %
350	553	553	1053	0	21	1627	1627	2366	68.77 %
351	976	976	1730	0	39	2745	2745	4073	67.40 %
352	628	628	1076	0	21	1725	1725	2613	66.02 %
359	0	0	0	0	0	0	0	0	0.00 %
360	770	770	1236	0	33	2039	2039	3243	62.87 %
361	21	21	18	0	0	39	39	70	55.71 %
362	454	454	771	0	10	1235	1235	1761	70.13 %
363	171	171	326	0	3	500	500	804	62.19 %
364	283	283	383	0	2	668	668	966	69.15 %
370	760	760	1328	0	24	2112	2112	3085	68.46 %
371	623	623	911	0	22	1556	1556	2320	67.07 %
372	295	295	498	0	20	813	813	1249	65.09 %
373	1195	1195	1714	0	31	2940	2940	4424	66.46 %
400	403	403	688	1	5	1097	1097	1509	72.70 %
401	432	432	707	0	4	1143	1143	1510	75.70 %
402	445	445	698	0	12	1155	1155	1555	74.28 %

Canvass Results

Official Tally

Run Time 9:21 AM

Run Date 11/21/2018

Clackamas County, Oregon

November 6, 2018 General Election

11/6/2018

Page 145 of 216

Official results**Registered Voters**

203764 of 288244 = 70.69 %

Precincts Reporting

120 of 120 = 100.00 %

Soil & Water Conservation District, Director, Zone 1 - Vote for one

Precinct	Jesse Nelson	Cast Votes	Undervotes	Overvotes	Write-ins	Vote By Mail Ballots Cast	Total Ballots Cast	Registered Voters	Turnout Percentage
403	482	482	647	0	3	1132	1132	1549	73.08 %
404	875	875	1299	0	12	2186	2186	3180	68.74 %
405	411	411	563	0	8	982	982	1478	66.44 %
406	297	297	424	0	5	726	726	1044	69.54 %
410	540	540	753	0	9	1302	1302	1951	66.74 %
411	1123	1123	1380	0	18	2521	2521	3595	70.13 %
412	720	720	993	0	18	1731	1731	2507	69.05 %
413	779	779	837	0	15	1631	1631	2811	58.02 %
414	266	266	348	0	8	622	622	898	69.27 %
415	34	34	68	0	3	105	105	154	68.18 %
416	1296	1296	1590	0	24	2910	2910	4326	67.27 %
417	9	9	20	0	0	29	29	42	69.05 %
418	1431	1431	1794	0	27	3252	3252	5688	57.17 %
419	292	292	402	0	4	698	698	963	72.48 %
420	218	218	299	0	10	527	527	830	63.49 %
421	1022	1022	1229	1	18	2270	2270	3263	69.57 %
422	1455	1455	1693	0	36	3184	3184	5573	57.13 %
423	3	3	12	0	0	15	15	27	55.56 %
500	1293	1293	1698	1	28	3020	3020	4230	71.39 %
501	1245	1245	1497	0	30	2772	2772	3946	70.25 %
502	1477	1477	1886	0	30	3393	3393	4620	73.44 %

Canvass Results

Official Tally

Run Time 9:21 AM

Run Date 11/21/2018

Clackamas County, Oregon

November 6, 2018 General Election

11/6/2018

Page 146 of 216

Official results**Registered Voters**

203764 of 288244 = 70.69 %

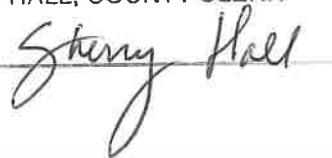
Precincts Reporting

120 of 120 = 100.00 %

Soil & Water Conservation District, Director, Zone 1 - Vote for one

Precinct	Jesse Nelson	Cast Votes	Undervotes	Overvotes	Write-ins	Vote By Mail Ballots Cast	Total Ballots Cast	Registered Voters	Turnout Percentage
503	1346	1346	1772	0	33	3151	3151	4045	77.90 %
504	966	966	1004	0	15	1985	1985	3083	64.39 %
505	677	677	910	0	10	1597	1597	2199	72.62 %
506	948	948	1113	0	6	2067	2067	3225	64.09 %
510	325	325	479	0	6	810	810	1151	70.37 %
511	823	823	1195	0	17	2035	2035	2851	71.38 %
512	550	550	657	0	6	1213	1213	1789	67.80 %
513	791	791	1109	0	10	1910	1910	2546	75.02 %
514	1163	1163	2161	0	25	3349	3349	4572	73.25 %
515	369	369	501	0	6	876	876	1258	69.63 %
516	280	280	511	0	8	799	799	1108	72.11 %
517	665	665	1102	1	18	1786	1786	2474	72.19 %
518	691	691	1043	0	18	1752	1752	2481	70.62 %
519	262	262	423	0	6	691	691	957	72.20 %
520	153	153	217	0	3	373	373	506	73.72 %
Totals	87390	87390	114602	8	1560	203560	203560	287906	70.70 %

CERTIFIED COPY OF THE ORIGINAL
 CHERRY HALL, COUNTY CLERK

BY: 

Canvass Results

Official Tally

Run Time 9:21 AM

Run Date 11/21/2018

Clackamas County, Oregon

November 6, 2018 General Election

11/6/2018

Page 147 of 216

Official results**Registered Voters**

203764 of 288244 = 70.69 %

Precincts Reporting

120 of 120 = 100.00 %

Soil & Water Conservation District, Director, Zone 4 - Vote for one

Precinct	Joan Zuber	Cast Votes	Undervotes	Overvotes	Write-ins	Vote By Mail Ballots Cast	Total Ballots Cast	Registered Voters	Turnout Percentage
001	1458	1458	1755	0	21	3234	3234	4644	69.64 %
002	1256	1256	1524	0	28	2808	2808	4320	65.00 %
003	900	900	1034	0	22	1956	1956	2956	66.17 %
004	21	21	16	0	0	37	37	45	82.22 %
005	1529	1529	1785	0	21	3335	3335	5421	61.52 %
006	1148	1148	1376	0	19	2543	2543	3408	74.62 %
007	1137	1137	1253	0	25	2415	2415	3597	67.14 %
010	7	7	16	0	0	23	23	26	88.46 %
031	887	887	949	0	9	1845	1845	2892	63.80 %
032	830	830	1075	0	13	1918	1918	2871	66.81 %
033	882	882	1078	0	10	1970	1970	2798	70.41 %
051	1120	1120	1222	0	14	2356	2356	3246	72.58 %
052	1110	1110	1346	0	13	2469	2469	3425	72.09 %
053	991	991	1032	0	11	2034	2034	2870	70.87 %
054	963	963	1068	0	11	2042	2042	2751	74.23 %
055	991	991	1101	0	25	2117	2117	3052	69.36 %
070	1	1	4	0	0	5	5	5	100.00 %
071	62	62	77	0	0	139	139	165	84.24 %
072	26	26	48	0	1	75	75	110	68.18 %
073	64	64	85	0	2	151	151	223	67.71 %
074	13	13	41	0	2	56	56	69	81.16 %

Canvass Results

Official Tally

Run Time 9:21 AM

Run Date 11/21/2018

Clackamas County, Oregon

November 6, 2018 General Election

11/6/2018

Page 148 of 216

Official results**Registered Voters**

203764 of 288244 = 70.69 %

Precincts Reporting

120 of 120 = 100.00 %

Soil & Water Conservation District, Director, Zone 4 - Vote for one

Precinct	Joan Zuber	Cast Votes	Undervotes	Overvotes	Write-ins	Vote By Mail Ballots Cast	Total Ballots Cast	Registered Voters	Turnout Percentage
100	136	136	209	0	1	346	346	458	75.55 %
101	2319	2319	2772	0	25	5116	5116	7473	68.46 %
102	251	251	267	0	2	520	520	843	61.68 %
103	1185	1185	1688	0	19	2892	2892	3921	73.76 %
104	2	2	2	0	0	4	4	4	100.00 %
105	411	411	520	0	7	938	938	1243	75.46 %
106	715	715	717	0	17	1449	1449	2489	58.22 %
107	1189	1189	1274	0	18	2481	2481	4025	61.64 %
108	1037	1037	1088	0	12	2137	2137	3400	62.85 %
111	1547	1547	1766	0	31	3344	3344	5817	57.49 %
122	1313	1313	1487	0	10	2810	2810	4156	67.61 %
124	981	981	1129	0	13	2123	2123	2849	74.52 %
125	1402	1402	1476	0	8	2886	2886	4066	70.98 %
130	1136	1136	1336	0	9	2481	2481	3170	78.26 %
131	1269	1269	1368	0	10	2647	2647	3458	76.55 %
132	1006	1006	1111	0	10	2127	2127	2778	76.57 %
133	1571	1571	1728	0	20	3319	3319	4130	80.36 %
134	1011	1011	1186	0	7	2204	2204	2668	82.61 %
135	1068	1068	1301	1	12	2382	2382	2932	81.24 %
151	1082	1082	1313	0	9	2404	2404	2861	84.03 %
152	1271	1271	1432	0	14	2717	2717	3297	82.41 %

Canvass Results

Official Tally

Run Time 9:21 AM

Run Date 11/21/2018

Clackamas County, Oregon

November 6, 2018 General Election

11/6/2018

Page 149 of 216

Official results**Registered Voters**

203764 of 288244 = 70.69 %

Precincts Reporting

120 of 120 = 100.00 %

Soil & Water Conservation District, Director, Zone 4 - Vote for one

Precinct	Joan Zuber	Cast Votes	Undervotes	Overvotes	Write-ins	Vote By Mail Ballots Cast	Total Ballots Cast	Registered Voters	Turnout Percentage
153	1105	1105	1148	0	11	2264	2264	2932	77.22 %
154	326	326	350	0	4	680	680	799	85.11 %
155	1356	1356	1506	0	14	2876	2876	3547	81.08 %
156	1309	1309	1587	0	10	2906	2906	3473	83.67 %
157	950	950	1150	0	8	2108	2108	2559	82.38 %
158	848	848	950	0	3	1801	1801	2282	78.92 %
159	1511	1511	1710	0	15	3236	3236	4181	77.40 %
160	166	166	221	0	1	388	388	495	78.38 %
201	1572	1572	1600	0	10	3182	3182	4303	73.95 %
202	1796	1796	1771	0	23	3590	3590	5415	66.30 %
203	983	983	1085	0	5	2073	2073	2407	86.12 %
204	939	939	1095	0	14	2048	2048	2919	70.16 %
251	0	0	0	0	0	0	0	1	0.00 %
252	783	783	843	0	5	1631	1631	2039	79.99 %
280	560	560	620	0	4	1184	1184	1575	75.17 %
281	621	621	722	0	9	1352	1352	1679	80.52 %
282	207	207	222	0	1	430	430	564	76.24 %
283	191	191	253	0	3	447	447	520	85.96 %
320	458	458	660	0	4	1122	1122	1371	81.84 %
321	578	578	917	0	13	1508	1508	1851	81.47 %
322	377	377	633	0	5	1015	1015	1302	77.96 %

Canvass Results

Official Tally

Run Time 9:21 AM

Run Date 11/21/2018

Clackamas County, Oregon

November 6, 2018 General Election

11/6/2018

Page 150 of 216

Official results**Registered Voters**

203764 of 288244 = 70.69 %

Precincts Reporting

120 of 120 = 100.00 %

Soil & Water Conservation District, Director, Zone 4 - Vote for one

Precinct	Joan Zuber	Cast Votes	Undervotes	Overvotes	Write-ins	Vote By Mail Ballots Cast	Total Ballots Cast	Registered Voters	Turnout Percentage
323	547	547	825	0	6	1378	1378	1753	78.61 %
330	982	982	1552	1	31	2566	2566	3672	69.88 %
331	243	243	333	0	6	582	582	795	73.21 %
332	84	84	128	0	2	214	214	287	74.56 %
333	573	573	748	0	7	1328	1328	1785	74.40 %
350	571	571	1035	0	21	1627	1627	2366	68.77 %
351	1012	1012	1696	0	37	2745	2745	4073	67.40 %
352	671	671	1029	0	25	1725	1725	2613	66.02 %
359	0	0	0	0	0	0	0	0	0.00 %
360	799	799	1211	0	29	2039	2039	3243	62.87 %
361	19	19	18	0	2	39	39	70	55.71 %
362	463	463	762	0	10	1235	1235	1761	70.13 %
363	176	176	321	0	3	500	500	804	62.19 %
364	286	286	380	0	2	668	668	966	69.15 %
370	777	777	1310	1	24	2112	2112	3085	68.46 %
371	644	644	896	0	16	1556	1556	2320	67.07 %
372	312	312	486	0	15	813	813	1249	65.09 %
373	1255	1255	1657	0	28	2940	2940	4424	66.46 %
400	410	410	678	1	8	1097	1097	1509	72.70 %
401	439	439	701	0	3	1143	1143	1510	75.70 %
402	461	461	682	0	12	1155	1155	1555	74.28 %

Canvass Results

Official Tally

Run Time 9:21 AM

Run Date 11/21/2018

Clackamas County, Oregon

November 6, 2018 General Election

11/6/2018

Page 151 of 216

Official results**Registered Voters**

203764 of 288244 = 70.69 %

Precincts Reporting

120 of 120 = 100.00 %

Soil & Water Conservation District, Director, Zone 4 - Vote for one

Precinct	Joan Zuber	Cast Votes	Undervotes	Overvotes	Write-ins	Vote By Mail Ballots Cast	Total Ballots Cast	Registered Voters	Turnout Percentage
403	483	483	644	0	5	1132	1132	1549	73.08 %
404	852	852	1321	0	13	2186	2186	3180	68.74 %
405	416	416	559	0	7	982	982	1478	66.44 %
406	301	301	421	0	4	726	726	1044	69.54 %
410	581	581	713	0	8	1302	1302	1951	66.74 %
411	1157	1157	1348	1	15	2521	2521	3595	70.13 %
412	733	733	981	0	17	1731	1731	2507	69.05 %
413	806	806	811	0	14	1631	1631	2811	58.02 %
414	275	275	340	0	7	622	622	898	69.27 %
415	35	35	69	0	1	105	105	154	68.18 %
416	1360	1360	1533	0	17	2910	2910	4326	67.27 %
417	9	9	20	0	0	29	29	42	69.05 %
418	1508	1508	1726	0	18	3252	3252	5688	57.17 %
419	317	317	377	0	4	698	698	963	72.48 %
420	244	244	274	0	9	527	527	830	63.49 %
421	1085	1085	1173	1	11	2270	2270	3263	69.57 %
422	1538	1538	1611	0	35	3184	3184	5573	57.13 %
423	3	3	12	0	0	15	15	27	55.56 %
500	1394	1394	1600	0	26	3020	3020	4230	71.39 %
501	1427	1427	1323	0	22	2772	2772	3946	70.25 %
502	1590	1590	1780	0	23	3393	3393	4620	73.44 %

Canvass Results

Official Tally

Run Time 9:21 AM

Run Date 11/21/2018

Clackamas County, Oregon

November 6, 2018 General Election

11/6/2018

Page 152 of 216

Official results**Registered Voters**

203764 of 288244 = 70.69 %

Precincts Reporting

120 of 120 = 100.00 %

Soil & Water Conservation District, Director, Zone 4 - Vote for one

Precinct	Joan Zuber	Cast Votes	Undervotes	Overvotes	Write-ins	Vote By Mail Ballots Cast	Total Ballots Cast	Registered Voters	Turnout Percentage
503	1399	1399	1718	1	33	3151	3151	4045	77.90 %
504	986	986	983	0	16	1985	1985	3083	64.39 %
505	736	736	854	0	7	1597	1597	2199	72.62 %
506	968	968	1092	0	7	2067	2067	3225	64.09 %
510	340	340	465	0	5	810	810	1151	70.37 %
511	844	844	1178	0	13	2035	2035	2851	71.38 %
512	566	566	637	0	10	1213	1213	1789	67.80 %
513	824	824	1071	0	15	1910	1910	2546	75.02 %
514	1224	1224	2104	0	21	3349	3349	4572	73.25 %
515	378	378	489	0	9	876	876	1258	69.63 %
516	291	291	501	0	7	799	799	1108	72.11 %
517	697	697	1070	1	18	1786	1786	2474	72.19 %
518	714	714	1021	0	17	1752	1752	2481	70.62 %
519	269	269	416	0	6	691	691	957	72.20 %
520	155	155	215	0	3	373	373	506	73.72 %
Totals	91163	91163	110996	8	1393	203560	203560	287906	70.70 %

CERTIFIED COPY OF THE ORIGINAL
SHERRY HALL, COUNTY CLERK

BY: 

Canvass Results

Official Tally

Run Time 9:21 AM

Run Date 11/21/2018

Clackamas County, Oregon

November 6, 2018 General Election

11/6/2018

Page 153 of 216

Official results**Registered Voters**

203764 of 288244 = 70.69 %

Precincts Reporting

120 of 120 = 100.00 %

Soil & Water Conservation District, Director, Zone 5 - Vote for one

Precinct	Donald Guttridge	Cast Votes	Undervotes	Overvotes	Write-ins	Vote By Mail Ballots Cast	Total Ballots Cast	Registered Voters	Turnout Percentage
001	1404	1404	1806	0	24	3234	3234	4644	69.64 %
002	1222	1222	1561	0	25	2808	2808	4320	65.00 %
003	878	878	1055	0	23	1956	1956	2956	66.17 %
004	20	20	17	0	0	37	37	45	82.22 %
005	1491	1491	1823	0	21	3335	3335	5421	61.52 %
006	1124	1124	1400	0	19	2543	2543	3408	74.62 %
007	1100	1100	1289	0	26	2415	2415	3597	67.14 %
010	7	7	16	0	0	23	23	26	88.46 %
031	856	856	974	0	15	1845	1845	2892	63.80 %
032	796	796	1105	2	15	1918	1918	2871	66.81 %
033	845	845	1113	0	12	1970	1970	2798	70.41 %
051	1030	1030	1305	0	21	2356	2356	3246	72.58 %
052	1025	1025	1427	0	17	2469	2469	3425	72.09 %
053	928	928	1089	0	17	2034	2034	2870	70.87 %
054	914	914	1115	0	13	2042	2042	2751	74.23 %
055	926	926	1165	0	26	2117	2117	3052	69.36 %
070	1	1	4	0	0	5	5	5	100.00 %
071	59	59	80	0	0	139	139	165	84.24 %
072	25	25	49	0	1	75	75	110	68.18 %
073	63	63	87	0	1	151	151	223	67.71 %
074	13	13	41	0	2	56	56	69	81.16 %

Canvass Results

Official Tally

Run Time 9:21 AM

Run Date 11/21/2018

Clackamas County, Oregon

November 6, 2018 General Election

11/6/2018

Page 154 of 216

Official results**Registered Voters**

203764 of 288244 = 70.69 %

Precincts Reporting

120 of 120 = 100.00 %

Soil & Water Conservation District, Director, Zone 5 - Vote for one

Precinct	Donald Guttridge	Cast Votes	Undervotes	Overvotes	Write-ins	Vote By Mail Ballots Cast	Total Ballots Cast	Registered Voters	Turnout Percentage
100	132	132	213	0	1	346	346	458	75.55 %
101	2248	2248	2846	0	22	5116	5116	7473	68.46 %
102	243	243	274	1	2	520	520	843	61.68 %
103	1123	1123	1746	0	23	2892	2892	3921	73.76 %
104	2	2	2	0	0	4	4	4	100.00 %
105	398	398	532	0	8	938	938	1243	75.46 %
106	726	726	706	0	17	1449	1449	2489	58.22 %
107	1172	1172	1294	0	15	2481	2481	4025	61.64 %
108	1008	1008	1120	0	9	2137	2137	3400	62.85 %
111	1511	1511	1801	0	32	3344	3344	5817	57.49 %
122	1298	1298	1501	0	11	2810	2810	4156	67.61 %
124	965	965	1145	0	13	2123	2123	2849	74.52 %
125	1378	1378	1502	0	6	2886	2886	4066	70.98 %
130	1108	1108	1363	0	10	2481	2481	3170	78.26 %
131	1235	1235	1400	0	12	2647	2647	3458	76.55 %
132	974	974	1143	0	10	2127	2127	2778	76.57 %
133	1513	1513	1786	0	20	3319	3319	4130	80.36 %
134	969	969	1225	0	10	2204	2204	2668	82.61 %
135	1040	1040	1332	0	10	2382	2382	2932	81.24 %
151	1031	1031	1367	0	6	2404	2404	2861	84.03 %
152	1212	1212	1494	0	11	2717	2717	3297	82.41 %

Canvass Results

Official Tally

Run Time 9:21 AM

Run Date 11/21/2018

Clackamas County, Oregon

November 6, 2018 General Election

11/6/2018

Page 155 of 216

Official results**Registered Voters**

203764 of 288244 = 70.69 %

Precincts Reporting

120 of 120 = 100.00 %

Soil & Water Conservation District, Director, Zone 5 - Vote for one

Precinct	Donald Guttridge	Cast Votes	Undervotes	Overvotes	Write-ins	Vote By Mail Ballots Cast	Total Ballots Cast	Registered Voters	Turnout Percentage
153	1051	1051	1193	0	20	2264	2264	2932	77.22 %
154	322	322	355	0	3	680	680	799	85.11 %
155	1287	1287	1571	0	18	2876	2876	3547	81.08 %
156	1246	1246	1649	0	11	2906	2906	3473	83.67 %
157	898	898	1202	0	8	2108	2108	2559	82.38 %
158	813	813	985	0	3	1801	1801	2282	78.92 %
159	1436	1436	1782	0	18	3236	3236	4181	77.40 %
160	163	163	222	0	3	388	388	495	78.38 %
201	1514	1514	1657	0	11	3182	3182	4303	73.95 %
202	1742	1742	1830	0	18	3590	3590	5415	66.30 %
203	966	966	1102	0	5	2073	2073	2407	86.12 %
204	908	908	1121	0	19	2048	2048	2919	70.16 %
251	0	0	0	0	0	0	0	1	0.00 %
252	756	756	871	0	4	1631	1631	2039	79.99 %
280	536	536	644	0	4	1184	1184	1575	75.17 %
281	597	597	745	0	10	1352	1352	1679	80.52 %
282	201	201	226	0	3	430	430	564	76.24 %
283	178	178	266	0	3	447	447	520	85.96 %
320	443	443	675	0	4	1122	1122	1371	81.84 %
321	560	560	933	0	15	1508	1508	1851	81.47 %
322	365	365	646	0	4	1015	1015	1302	77.96 %

Canvass Results

Official Tally

Run Time 9:21 AM

Run Date 11/21/2018

Clackamas County, Oregon

November 6, 2018 General Election

11/6/2018

Page 156 of 216

Official results**Registered Voters**

203764 of 288244 = 70.69 %

Precincts Reporting

120 of 120 = 100.00 %

Soil & Water Conservation District, Director, Zone 5 - Vote for one

Precinct	Donald Guttridge	Cast Votes	Undervotes	Overvotes	Write-ins	Vote By Mail Ballots Cast	Total Ballots Cast	Registered Voters	Turnout Percentage
323	523	523	851	0	4	1378	1378	1753	78.61 %
330	951	951	1589	0	26	2566	2566	3672	69.88 %
331	236	236	340	0	6	582	582	795	73.21 %
332	80	80	132	0	2	214	214	287	74.56 %
333	552	552	768	0	8	1328	1328	1785	74.40 %
350	564	564	1042	0	21	1627	1627	2366	68.77 %
351	989	989	1716	0	40	2745	2745	4073	67.40 %
352	634	634	1067	1	23	1725	1725	2613	66.02 %
359	0	0	0	0	0	0	0	0	0.00 %
360	787	787	1225	0	27	2039	2039	3243	62.87 %
361	19	19	19	0	1	39	39	70	55.71 %
362	498	498	727	0	10	1235	1235	1761	70.13 %
363	176	176	321	0	3	500	500	804	62.19 %
364	288	288	378	0	2	668	668	966	69.15 %
370	767	767	1324	0	21	2112	2112	3085	68.46 %
371	627	627	910	0	19	1556	1556	2320	67.07 %
372	306	306	492	0	15	813	813	1249	65.09 %
373	1196	1196	1717	0	27	2940	2940	4424	66.46 %
400	396	396	692	1	8	1097	1097	1509	72.70 %
401	430	430	710	0	3	1143	1143	1510	75.70 %
402	458	458	686	0	11	1155	1155	1555	74.28 %

Canvass Results

Official Tally

Run Time 9:21 AM

Run Date 11/21/2018

Clackamas County, Oregon

November 6, 2018 General Election

11/6/2018

Page 157 of 216

Official results**Registered Voters**

203764 of 288244 = 70.69 %

Precincts Reporting

120 of 120 = 100.00 %

Soil & Water Conservation District, Director, Zone 5 - Vote for one

Precinct	Donald Guttridge	Cast Votes	Undervotes	Overvotes	Write-ins	Vote By Mail Ballots Cast	Total Ballots Cast	Registered Voters	Turnout Percentage
403	472	472	656	0	4	1132	1132	1549	73.08 %
404	832	832	1343	0	11	2186	2186	3180	68.74 %
405	415	415	560	0	7	982	982	1478	66.44 %
406	298	298	424	0	4	726	726	1044	69.54 %
410	545	545	750	0	7	1302	1302	1951	66.74 %
411	1118	1118	1387	0	16	2521	2521	3595	70.13 %
412	716	716	999	0	16	1731	1731	2507	69.05 %
413	776	776	841	0	14	1631	1631	2811	58.02 %
414	267	267	347	0	8	622	622	898	69.27 %
415	33	33	71	0	1	105	105	154	68.18 %
416	1311	1311	1579	0	20	2910	2910	4326	67.27 %
417	10	10	19	0	0	29	29	42	69.05 %
418	1435	1435	1791	0	26	3252	3252	5688	57.17 %
419	299	299	394	0	5	698	698	963	72.48 %
420	238	238	280	0	9	527	527	830	63.49 %
421	1025	1025	1227	0	18	2270	2270	3263	69.57 %
422	1454	1454	1695	0	35	3184	3184	5573	57.13 %
423	3	3	12	0	0	15	15	27	55.56 %
500	1335	1335	1658	0	27	3020	3020	4230	71.39 %
501	1368	1368	1377	0	27	2772	2772	3946	70.25 %
502	1504	1504	1865	0	24	3393	3393	4620	73.44 %

Canvass Results

Official Tally

Run Time 9:21 AM

Run Date 11/21/2018

Clackamas County, Oregon

November 6, 2018 General Election

11/6/2018

Page 158 of 216

Official results**Registered Voters**

203764 of 288244 = 70.69 %


Precincts Reporting

120 of 120 = 100.00 %

Soil & Water Conservation District, Director, Zone 5 - Vote for one

Precinct	Donald Guttridge	Cast Votes	Undervotes	Overvotes	Write-ins	Vote By Mail Ballots Cast	Total Ballots Cast	Registered Voters	Turnout Percentage
503	1343	1343	1776	0	32	3151	3151	4045	77.90 %
504	963	963	1007	0	15	1985	1985	3083	64.39 %
505	709	709	880	0	8	1597	1597	2199	72.62 %
506	954	954	1106	0	7	2067	2067	3225	64.09 %
510	329	329	476	0	5	810	810	1151	70.37 %
511	835	835	1184	0	16	2035	2035	2851	71.38 %
512	557	557	650	0	6	1213	1213	1789	67.80 %
513	805	805	1093	0	12	1910	1910	2546	75.02 %
514	1199	1199	2128	0	22	3349	3349	4572	73.25 %
515	367	367	501	0	8	876	876	1258	69.63 %
516	275	275	516	0	8	799	799	1108	72.11 %
517	676	676	1088	1	21	1786	1786	2474	72.19 %
518	697	697	1039	0	16	1752	1752	2481	70.62 %
519	263	263	422	0	6	691	691	957	72.20 %
520	153	153	216	0	4	373	373	506	73.72 %
Totals	88051	88051	114051	6	1452	203560	203560	287906	70.70 %

CERTIFIED COPY OF THE ORIGINAL
SHERRY HALL, COUNTY CLERK

BY: 

Canvass Results

Official Tally

Run Time 9:21 AM

Run Date 11/21/2018

Clackamas County, Oregon

November 6, 2018 General Election

11/6/2018

Page 159 of 216

Official results**Registered Voters**

203764 of 288244 = 70.69 %

Precincts Reporting

120 of 120 = 100.00 %

Soil & Water Conservation District, Director, At Large 2 - Vote for one

Precinct	Roger Fantz	Cast Votes	Undervotes	Overvotes	Write-ins	Vote By Mail Ballots Cast	Total Ballots Cast	Registered Voters	Turnout Percentage
001	1447	1447	1765	0	22	3234	3234	4644	69.64 %
002	1260	1260	1523	0	25	2808	2808	4320	65.00 %
003	888	888	1039	0	29	1956	1956	2956	66.17 %
004	20	20	17	0	0	37	37	45	82.22 %
005	1514	1514	1799	0	22	3335	3335	5421	61.52 %
006	1152	1152	1374	0	17	2543	2543	3408	74.62 %
007	1130	1130	1261	0	24	2415	2415	3597	67.14 %
010	7	7	16	0	0	23	23	26	88.46 %
031	876	876	956	0	13	1845	1845	2892	63.80 %
032	825	825	1080	1	12	1918	1918	2871	66.81 %
033	879	879	1080	0	11	1970	1970	2798	70.41 %
051	1097	1097	1244	0	15	2356	2356	3246	72.58 %
052	1100	1100	1348	0	21	2469	2469	3425	72.09 %
053	967	967	1054	0	13	2034	2034	2870	70.87 %
054	948	948	1080	0	14	2042	2042	2751	74.23 %
055	960	960	1133	0	24	2117	2117	3052	69.36 %
070	1	1	4	0	0	5	5	5	100.00 %
071	62	62	77	0	0	139	139	165	84.24 %
072	25	25	49	0	1	75	75	110	68.18 %
073	64	64	85	0	2	151	151	223	67.71 %
074	13	13	41	0	2	56	56	69	81.16 %

Canvass Results

Official Tally

Run Time 9:21 AM

Run Date 11/21/2018

Clackamas County, Oregon

November 6, 2018 General Election

11/6/2018

Page 160 of 216

Official results**Registered Voters**

203764 of 288244 = 70.69 %

Precincts Reporting

120 of 120 = 100.00 %

Soil & Water Conservation District, Director, At Large 2 - Vote for one

Precinct	Roger Fantz	Cast Votes	Undervotes	Overvotes	Write-Ins	Vote By Mail Ballots Cast	Total Ballots Cast	Registered Voters	Turnout Percentage
100	136	136	210	0	0	346	346	458	75.55 %
101	2316	2316	2776	0	24	5116	5116	7473	68.46 %
102	253	253	265	0	2	520	520	843	61.68 %
103	1181	1181	1691	0	20	2892	2892	3921	73.76 %
104	2	2	2	0	0	4	4	4	100.00 %
105	408	408	521	0	9	938	938	1243	75.46 %
106	717	717	712	0	20	1449	1449	2489	58.22 %
107	1186	1186	1276	0	19	2481	2481	4025	61.64 %
108	1039	1039	1087	0	11	2137	2137	3400	62.85 %
111	1521	1521	1793	0	30	3344	3344	5817	57.49 %
122	1308	1308	1491	0	11	2810	2810	4156	67.61 %
124	979	979	1133	0	11	2123	2123	2849	74.52 %
125	1392	1392	1487	1	6	2886	2886	4066	70.98 %
130	1124	1124	1344	0	13	2481	2481	3170	78.26 %
131	1263	1263	1375	0	9	2647	2647	3458	76.55 %
132	997	997	1117	0	13	2127	2127	2778	76.57 %
133	1568	1568	1732	0	19	3319	3319	4130	80.36 %
134	1009	1009	1189	0	6	2204	2204	2668	82.61 %
135	1063	1063	1308	0	11	2382	2382	2932	81.24 %
151	1056	1056	1342	0	6	2404	2404	2861	84.03 %
152	1248	1248	1452	0	17	2717	2717	3297	82.41 %

Canvass Results

Official Tally

Run Time 9:21 AM

Run Date 11/21/2018

Clackamas County, Oregon

November 6, 2018 General Election

11/6/2018

Page 161 of 216

Official results**Registered Voters**

203764 of 288244 = 70.69 %

Precincts Reporting

120 of 120 = 100.00 %

Soil & Water Conservation District, Director, At Large 2 - Vote for one

Precinct	Roger Fantz	Cast Votes	Undervotes	Overvotes	Write-ins	Vote By Mail Ballots Cast	Total Ballots Cast	Registered Voters	Turnout Percentage
153	1086	1086	1167	0	11	2264	2264	2932	77.22 %
154	325	325	351	0	4	680	680	799	85.11 %
155	1320	1320	1543	0	13	2876	2876	3547	81.08 %
156	1279	1279	1614	0	13	2906	2906	3473	83.67 %
157	916	916	1183	0	9	2108	2108	2559	82.38 %
158	827	827	969	0	5	1801	1801	2282	78.92 %
159	1491	1491	1727	0	18	3236	3236	4181	77.40 %
160	164	164	222	0	2	388	388	495	78.38 %
201	1553	1553	1618	0	11	3182	3182	4303	73.95 %
202	1772	1772	1793	0	25	3590	3590	5415	66.30 %
203	977	977	1090	0	6	2073	2073	2407	86.12 %
204	922	922	1109	0	17	2048	2048	2919	70.16 %
251	0	0	0	0	0	0	0	1	0.00 %
252	777	777	848	0	6	1631	1631	2039	79.99 %
280	550	550	631	0	3	1184	1184	1575	75.17 %
281	617	617	727	0	8	1352	1352	1679	80.52 %
282	197	197	229	0	4	430	430	564	76.24 %
283	188	188	257	0	2	447	447	520	85.96 %
320	459	459	659	0	4	1122	1122	1371	81.84 %
321	569	569	923	0	16	1508	1508	1851	81.47 %
322	374	374	635	0	6	1015	1015	1302	77.96 %

Canvass Results

Official Tally

Run Time 9:21 AM

Run Date 11/21/2018

Clackamas County, Oregon

November 6, 2018 General Election

11/6/2018

Page 162 of 216

Official results**Registered Voters**

203764 of 288244 = 70.69 %

Precincts Reporting

120 of 120 = 100.00 %

Soil & Water Conservation District, Director, At Large 2 - Vote for one

Precinct	Roger Fantz	Cast Votes	Undervotes	Overvotes	Write-ins	Vote By Mail Ballots Cast	Total Ballots Cast	Registered Voters	Turnout Percentage
323	543	543	829	0	6	1378	1378	1753	78.61 %
330	969	969	1568	0	29	2566	2566	3672	69.88 %
331	242	242	334	0	6	582	582	795	73.21 %
332	84	84	128	0	2	214	214	287	74.56 %
333	562	562	758	0	8	1328	1328	1785	74.40 %
350	558	558	1047	0	22	1627	1627	2366	68.77 %
351	987	987	1719	0	39	2745	2745	4073	67.40 %
352	643	643	1057	0	25	1725	1725	2613	66.02 %
359	0	0	0	0	0	0	0	0	0.00 %
360	793	793	1220	0	26	2039	2039	3243	62.87 %
361	20	20	18	0	1	39	39	70	55.71 %
362	464	464	763	0	8	1235	1235	1761	70.13 %
363	170	170	326	0	4	500	500	804	62.19 %
364	283	283	382	0	3	668	668	966	69.15 %
370	796	796	1296	0	20	2112	2112	3085	68.46 %
371	642	642	892	0	22	1556	1556	2320	67.07 %
372	316	316	484	0	13	813	813	1249	65.09 %
373	1235	1235	1674	0	31	2940	2940	4424	66.46 %
400	406	406	685	1	5	1097	1097	1509	72.70 %
401	436	436	706	0	1	1143	1143	1510	75.70 %
402	463	463	681	0	11	1155	1155	1555	74.28 %

Canvass Results

Official Tally

Run Time 9:21 AM

Run Date 11/21/2018

Clackamas County, Oregon

November 6, 2018 General Election

11/6/2018

Page 163 of 216

Official results

Registered Voters

203764 of 288244 = 70.69 %

Precincts Reporting

120 of 120 = 100.00 %

Soil & Water Conservation District, Director, At Large 2 - Vote for one

Precinct	Roger Fantz	Cast Votes	Undervotes	Overvotes	Write-ins	Vote By Mail Ballots Cast	Total Ballots Cast	Registered Voters	Turnout Percentage
403	481	481	645	0	6	1132	1132	1549	73.08 %
404	854	854	1323	0	9	2186	2186	3180	68.74 %
405	416	416	556	0	10	982	982	1478	66.44 %
406	299	299	420	0	7	726	726	1044	69.54 %
410	563	563	728	0	11	1302	1302	1951	66.74 %
411	1150	1150	1355	0	16	2521	2521	3595	70.13 %
412	732	732	983	0	16	1731	1731	2507	69.05 %
413	795	795	822	0	14	1631	1631	2811	58.02 %
414	275	275	340	0	7	622	622	898	69.27 %
415	34	34	70	0	1	105	105	154	68.18 %
416	1352	1352	1544	0	14	2910	2910	4326	67.27 %
417	9	9	20	0	0	29	29	42	69.05 %
418	1495	1495	1736	0	21	3252	3252	5688	57.17 %
419	307	307	388	0	3	698	698	963	72.48 %
420	237	237	279	0	11	527	527	830	63.49 %
421	1058	1058	1194	0	18	2270	2270	3263	69.57 %
422	1513	1513	1637	0	34	3184	3184	5573	57.13 %
423	3	3	12	0	0	15	15	27	55.56 %
500	1376	1376	1618	0	26	3020	3020	4230	71.39 %
501	1390	1390	1359	0	23	2772	2772	3946	70.25 %
502	1558	1558	1808	0	27	3393	3393	4620	73.44 %

Canvass Results

Official Tally

Run Time 9:21 AM

Run Date 11/21/2018

Clackamas County, Oregon

November 6, 2018 General Election

11/6/2018

Page 164 of 216

Official results

Registered Voters

203764 of 288244 = 70.69 %

Precincts Reporting

120 of 120 = 100.00 %

Soil & Water Conservation District, Director, At Large 2 - Vote for one

Precinct	Roger Fantz	Cast Votes	Undervotes	Overvotes	Write-ins	Vote By Mail Ballots Cast	Total Ballots Cast	Registered Voters	Turnout Percentage
503	1371	1371	1742	2	36	3151	3151	4045	77.90 %
504	977	977	994	0	14	1985	1985	3083	64.39 %
505	730	730	858	0	9	1597	1597	2199	72.62 %
506	970	970	1089	0	8	2067	2067	3225	64.09 %
510	335	335	470	0	5	810	810	1151	70.37 %
511	840	840	1182	0	13	2035	2035	2851	71.38 %
512	561	561	645	0	7	1213	1213	1789	67.80 %
513	826	826	1070	0	14	1910	1910	2546	75.02 %
514	1205	1205	2120	0	24	3349	3349	4572	73.25 %
515	373	373	495	0	8	876	876	1258	69.63 %
516	287	287	506	0	6	799	799	1108	72.11 %
517	684	684	1085	1	16	1786	1786	2474	72.19 %
518	719	719	1015	0	18	1752	1752	2481	70.62 %
519	269	269	415	0	7	691	691	957	72.20 %
520	153	153	217	0	3	373	373	506	73.72 %
Totals	90173	90173	111930	6	1451	203560	203560	287906	70.70 %

CERTIFIED COPY OF THE ORIGINAL
SHERRY HALL, COUNTY CLERK

BY:



Canvass Results

Official Tally

Run Time 9:21 AM

Run Date 11/21/2018

Clackamas County, Oregon

November 6, 2018 General Election

11/6/2018

Page 165 of 216

Official results

Registered Voters

203764 of 288244 = 70.69 %

Precincts Reporting

120 of 120 = 100.00 %

Measure 102

Precinct	Yes	No	Cast Votes	Undervotes	Overvotes	Write-ins	Vote By Mail Ballots Cast	Total Ballots Cast	Registered Voters	Turnout Percentage
001	1658	1416	3074	159	1	0	3234	3234	4644	69.64 %
002	1461	1224	2685	122	1	0	2808	2808	4320	65.00 %
003	1006	862	1868	88	0	0	1956	1956	2956	66.17 %
004	15	22	37	0	0	0	37	37	45	82.22 %
005	1653	1516	3169	166	0	0	3335	3335	5421	61.52 %
006	1081	1366	2447	96	0	0	2543	2543	3408	74.62 %
007	1185	1112	2297	118	0	0	2415	2415	3597	67.14 %
010	1	22	23	0	0	0	23	23	26	88.46 %
031	998	780	1778	67	0	0	1845	1845	2892	63.80 %
032	957	845	1802	115	1	0	1918	1918	2871	66.81 %
033	998	869	1867	101	2	0	1970	1970	2798	70.41 %
051	1576	685	2261	94	1	0	2356	2356	3246	72.58 %
052	1449	923	2372	97	0	0	2469	2469	3425	72.09 %
053	1221	737	1958	76	0	0	2034	2034	2870	70.87 %
054	1284	693	1977	64	1	0	2042	2042	2751	74.23 %
055	1175	868	2043	74	0	0	2117	2117	3052	69.36 %
070	3	2	5	0	0	0	5	5	5	100.00 %
071	79	53	132	7	0	0	139	139	165	84.24 %
072	45	26	71	4	0	0	75	75	110	68.18 %
073	80	62	142	9	0	0	151	151	223	67.71 %
074	20	33	53	3	0	0	56	56	69	81.16 %

Canvass Results

Official Tally

Run Time 9:21 AM

Run Date 11/21/2018

Clackamas County, Oregon

November 6, 2018 General Election

11/6/2018

Page 166 of 216

Official results**Registered Voters**

203764 of 288244 = 70.69 %

Precincts Reporting

120 of 120 = 100.00 %

Measure 102

Precinct	Yes	No	Cast Votes	Undervotes	Overvotes	Write-ins	Vote By Mail Ballots Cast	Total Ballots Cast	Registered Voters	Turnout Percentage
100	141	186	327	19	0	0	346	346	458	75.55 %
101	2527	2323	4850	265	1	0	5116	5116	7473	68.46 %
102	262	222	484	36	0	0	520	520	843	61.68 %
103	1330	1430	2760	132	0	0	2892	2892	3921	73.76 %
104	3	1	4	0	0	0	4	4	4	100.00 %
105	440	460	900	38	0	0	938	938	1243	75.46 %
106	667	735	1402	47	0	0	1449	1449	2489	58.22 %
107	1133	1236	2369	111	1	0	2481	2481	4025	61.64 %
108	961	1084	2045	91	1	0	2137	2137	3400	62.85 %
111	1401	1802	3203	139	2	0	3344	3344	5317	57.49 %
122	1312	1372	2684	123	3	0	2810	2810	4156	67.61 %
124	948	1081	2029	94	0	0	2123	2123	2349	74.52 %
125	1346	1418	2764	122	0	0	2886	2886	4066	70.98 %
130	1294	1062	2356	125	0	0	2481	2481	3170	78.26 %
131	1405	1140	2545	102	0	0	2647	2647	3458	76.55 %
132	1148	883	2031	96	0	0	2127	2127	2778	76.57 %
133	1832	1351	3183	135	1	0	3319	3319	4130	80.36 %
134	1207	917	2124	78	2	0	2204	2204	2568	82.61 %
135	1283	1009	2292	89	1	0	2382	2382	2932	81.24 %
151	1408	886	2294	110	0	0	2404	2404	2861	84.03 %
152	1660	933	2593	122	2	0	2717	2717	3297	82.41 %

Canvass Results

Official Tally

Run Time 9:21 AM

Run Date 11/21/2018

Clackamas County, Oregon

November 6, 2018 General Election

11/6/2018

Page 167 of 216

Official results**Registered Voters**

203764 of 288244 = 70.69 %

Precincts Reporting

120 of 120 = 100.00 %

Measure 102

Precinct	Yes	No	Cast Votes	Undervotes	Overvotes	Write-ins	Vote By Mail Ballots Cast	Total Ballots Cast	Registered Voters	Turnout Percentage
153	1376	788	2164	100	0	0	2264	2264	2932	77.22 %
154	413	226	639	41	0	0	680	680	799	85.11 %
155	1637	1115	2752	124	0	0	2876	2876	3547	81.08 %
156	1642	1143	2785	121	0	0	2906	2906	3473	83.67 %
157	1212	810	2022	84	2	0	2108	2108	2559	82.38 %
158	1053	667	1720	79	2	0	1801	1801	2282	78.92 %
159	2007	1074	3081	155	0	0	3236	3236	4181	77.40 %
160	198	171	369	19	0	0	388	388	495	78.38 %
201	1736	1314	3050	131	1	0	3182	3182	4303	73.95 %
202	2031	1416	3447	141	2	0	3590	3590	5415	66.30 %
203	1022	956	1978	94	1	0	2073	2073	2407	86.12 %
204	1091	874	1965	83	0	0	2048	2048	2919	70.16 %
251	0	0	0	0	0	0	0	0	1	0.00 %
252	811	751	1562	69	0	0	1631	1631	2039	79.99 %
280	678	445	1123	61	0	0	1184	1184	1575	75.17 %
281	800	499	1299	52	1	0	1352	1352	1679	80.52 %
282	244	170	414	16	0	0	430	430	564	76.24 %
283	248	185	433	14	0	0	447	447	520	85.96 %
320	560	525	1085	37	0	0	1122	1122	1371	81.84 %
321	659	776	1435	72	1	0	1508	1508	1851	81.47 %
322	434	545	979	36	0	0	1015	1015	1302	77.96 %

Canvass Results

Official Tally

Run Time 9:21 AM

Run Date 11/21/2018

Clackamas County, Oregon

November 6, 2018 General Election

11/6/2018

Page 168 of 216

Official results**Registered Voters**

203764 of 288244 = 70.69 %

Precincts Reporting

120 of 120 = 100.00 %

Measure 102

Precinct	Yes	No	Cast Votes	Undervotes	Overvotes	Write-ins	Vote By Mail Ballots Cast	Total Ballots Cast	Registered Voters	Turnout Percentage
323	676	643	1319	56	3	0	1378	1378	1753	78.61 %
330	980	1495	2475	91	0	0	2566	2566	3672	69.88 %
331	250	312	562	20	0	0	582	582	795	73.21 %
332	89	120	209	5	0	0	214	214	287	74.56 %
333	552	718	1270	58	0	0	1328	1328	1785	74.40 %
350	601	967	1568	59	0	0	1627	1627	2366	68.77 %
351	1004	1632	2636	108	1	0	2745	2745	4073	67.40 %
352	631	1041	1672	53	0	0	1725	1725	2613	66.02 %
359	0	0	0	0	0	0	0	0	0	0.00 %
360	799	1169	1968	70	1	0	2039	2039	3243	62.87 %
361	12	26	38	1	0	0	39	39	70	55.71 %
362	466	726	1192	43	0	0	1235	1235	1761	70.13 %
363	192	289	481	19	0	0	500	500	804	62.19 %
364	270	379	649	19	0	0	668	668	966	69.15 %
370	944	1088	2032	80	0	0	2112	2112	3085	68.46 %
371	680	832	1512	44	0	0	1556	1556	2320	67.07 %
372	341	446	787	26	0	0	813	813	1249	65.09 %
373	1548	1293	2841	99	0	0	2940	2940	4424	66.46 %
400	439	620	1059	38	0	0	1097	1097	1509	72.70 %
401	429	669	1098	44	1	0	1143	1143	1510	75.70 %
402	461	649	1110	45	0	0	1155	1155	1555	74.28 %

Canvass Results

Official Tally

Run Time 9:21 AM

Run Date 11/21/2018

Clackamas County, Oregon

November 6, 2018 General Election

11/6/2018

Page 169 of 216

Official results**Registered Voters**

203764 of 288244 = 70.69 %

Precincts Reporting

120 of 120 = 100.00 %

Measure 102

Precinct	Yes	No	Cast Votes	Undervotes	Overvotes	Write-ins	Vote By Mail Ballots Cast	Total Ballots Cast	Registered Voters	Turnout Percentage
403	444	639	1083	46	3	0	1132	1132	1549	73.08 %
404	863	1233	2096	90	0	0	2186	2186	3180	68.74 %
405	350	586	936	46	0	0	982	982	1478	66.44 %
406	309	395	704	22	0	0	726	726	1044	69.54 %
410	698	540	1238	64	0	0	1302	1302	1951	66.74 %
411	1269	1120	2389	132	0	0	2521	2521	3595	70.13 %
412	742	921	1663	67	1	0	1731	1731	2507	69.05 %
413	937	640	1577	54	0	0	1631	1631	2811	58.02 %
414	266	319	585	35	2	0	622	622	898	69.27 %
415	45	58	103	2	0	0	105	105	154	68.18 %
416	1491	1283	2774	132	4	0	2910	2910	4326	67.27 %
417	11	16	27	2	0	0	29	29	42	69.05 %
418	1824	1268	3092	160	0	0	3252	3252	5588	57.17 %
419	384	289	673	25	0	0	698	698	963	72.48 %
420	295	217	512	15	0	0	527	527	330	63.49 %
421	1151	1029	2180	89	1	0	2270	2270	3263	69.57 %
422	1909	1169	3078	106	0	0	3184	3184	5573	57.13 %
423	5	10	15	0	0	0	15	15	27	55.56 %
500	1720	1197	2917	103	0	0	3020	3020	4230	71.39 %
501	1848	834	2682	90	0	0	2772	2772	3946	70.25 %
502	1982	1327	3309	84	0	0	3393	3393	4520	73.44 %

Canvass Results

Official Tally

Run Time 9:21 AM

Run Date 11/21/2018

Clackamas County, Oregon

November 6, 2018 General Election

11/6/2018

Page 170 of 216

Official results**Registered Voters**

203764 of 288244 = 70.69 %


Precincts Reporting

120 of 120 = 100.00 %

Measure 102

Precinct	Yes	No	Cast Votes	Undervotes	Overvotes	Write-ins	Vote By Mail Ballots Cast	Total Ballots Cast	Registered Voters	Turnout Percentage
503	1664	1367	3031	118	2	0	3151	3151	4045	77.90 %
504	1067	824	1891	93	1	0	1985	1985	3083	64.39 %
505	849	683	1532	65	0	0	1597	1597	2199	72.62 %
506	1062	908	1970	96	1	0	2067	2067	3225	64.09 %
510	368	402	770	40	0	0	810	810	1151	70.37 %
511	815	1141	1956	79	0	0	2035	2035	2851	71.38 %
512	602	564	1166	45	2	0	1213	1213	1789	67.80 %
513	873	984	1857	52	1	0	1910	1910	2546	75.02 %
514	1372	1835	3207	142	0	0	3349	3349	4572	73.25 %
515	434	402	836	40	0	0	876	876	1258	69.63 %
516	306	467	773	25	1	0	799	799	1108	72.11 %
517	699	1026	1725	60	1	0	1786	1786	2474	72.19 %
518	709	976	1685	67	0	0	1752	1752	2481	70.62 %
519	283	383	666	25	0	0	691	691	957	72.20 %
520	175	188	363	10	0	0	373	373	506	73.72 %
Totals	102690	92451	195141	8362	57	0	203560	203560	287906	70.70 %

CERTIFIED COPY OF THE ORIGINAL
SHERRY HALL, COUNTY CLERK

BY: 

Canvass Results

Official Tally

Run Time 9:21 AM

Run Date 11/21/2018

Clackamas County, Oregon

November 6, 2018 General Election

11/6/2018

Page 171 of 216

Official results**Registered Voters**

203764 of 288244 = 70.69 %

Precincts Reporting

120 of 120 = 100.00 %

Measure 103

Precinct	Yes	No	Cast Votes	Undervotes	Overvotes	Write-ins	Vote By Mail Ballots Cast	Total Ballots Cast	Registered Voters	Turnout Percentage
001	1406	1728	3134	99	1	0	3234	3234	4544	69.64 %
002	1191	1538	2729	76	3	0	2808	2808	4320	65.00 %
003	824	1076	1900	54	2	0	1956	1956	2956	66.17 %
004	19	18	37	0	0	0	37	37	45	82.22 %
005	1594	1644	3238	93	4	0	3335	3335	5421	61.52 %
006	1243	1230	2473	68	2	0	2543	2543	3408	74.62 %
007	1171	1170	2341	74	0	0	2415	2415	3597	67.14 %
010	13	10	23	0	0	0	23	23	26	88.46 %
031	854	952	1806	36	3	0	1845	1845	2892	63.80 %
032	885	967	1852	65	1	0	1918	1918	2871	66.81 %
033	862	1050	1912	58	0	0	1970	1970	2798	70.41 %
051	778	1519	2297	58	1	0	2356	2356	3246	72.58 %
052	813	1598	2411	56	2	0	2469	2469	3425	72.09 %
053	714	1270	1984	47	3	0	2034	2034	2870	70.87 %
054	682	1312	1994	45	3	0	2042	2042	2751	74.23 %
055	850	1221	2071	44	2	0	2117	2117	3052	69.36 %
070	1	4	5	0	0	0	5	5	5	100.00 %
071	30	106	136	3	0	0	139	139	165	84.24 %
072	22	52	74	1	0	0	75	75	110	68.18 %
073	75	68	143	8	0	0	151	151	223	67.71 %
074	23	32	55	1	0	0	56	56	69	81.16 %

Canvass Results

Official Tally

Run Time 9:21 AM

Run Date 11/21/2018

Clackamas County, Oregon

November 6, 2018 General Election

11/6/2018

Page 172 of 216

Official results**Registered Voters**

203764 of 288244 = 70.69 %

Precincts Reporting

120 of 120 = 100.00 %

Measure 103

Precinct	Yes	No	Cast Votes	Undervotes	Overvotes	Write-ins	Vote By Mail Ballots Cast	Total Ballots Cast	Registered Voters	Turnout Percentage
100	158	175	333	13	0	0	346	346	458	75.55 %
101	2268	2650	4918	193	5	0	5116	5116	7473	68.46 %
102	248	248	496	23	1	0	520	520	343	61.68 %
103	1317	1493	2810	81	1	0	2892	2892	3321	73.76 %
104	2	2	4	0	0	0	4	4	4	100.00 %
105	411	494	905	32	1	0	938	938	1243	75.46 %
106	771	644	1415	32	2	0	1449	1449	2489	58.22 %
107	1323	1092	2415	62	4	0	2481	2481	4025	61.64 %
108	1154	929	2083	52	2	0	2137	2137	3400	62.85 %
111	1981	1276	3257	86	1	0	3344	3344	5817	57.49 %
122	1456	1277	2733	76	1	0	2810	2810	4156	67.61 %
124	1022	1044	2066	56	1	0	2123	2123	2849	74.52 %
125	1470	1340	2810	68	8	0	2886	2886	4066	70.98 %
130	1034	1361	2395	83	3	0	2481	2481	3170	78.26 %
131	1073	1480	2553	94	0	0	2647	2647	3458	76.55 %
132	822	1232	2054	69	4	0	2127	2127	2778	76.57 %
133	1172	2038	3210	102	7	0	3319	3319	4130	80.36 %
134	708	1441	2149	52	3	0	2204	2204	2668	82.61 %
135	897	1432	2329	52	1	0	2382	2382	2932	81.24 %
151	687	1644	2331	71	2	0	2404	2404	2861	84.03 %
152	862	1768	2630	86	1	0	2717	2717	3297	82.41 %

Canvass Results

Official Tally

Run Time 9:21 AM

Run Date 11/21/2018

Clackamas County, Oregon

November 6, 2018 General Election

11/6/2018

Page 173 of 216

Official results**Registered Voters**

203764 of 288244 = 70.69 %

Precincts Reporting

120 of 120 = 100.00 %

Measure 103

Precinct	Yes	No	Cast Votes	Undervotes	Overvotes	Write-ins	Vote By Mail Ballots Cast	Total Ballots Cast	Registered Voters	Turnout Percentage
153	768	1425	2193	68	3	0	2264	2264	2932	77.22 %
154	221	422	643	37	0	0	680	680	799	85.11 %
155	943	1835	2778	96	2	0	2876	2876	3547	81.08 %
156	908	1910	2818	86	2	0	2906	2906	3473	83.67 %
157	672	1375	2047	58	3	0	2108	2108	2559	82.38 %
158	622	1116	1738	62	1	0	1801	1801	2282	78.92 %
159	1013	2111	3124	111	1	0	3236	3236	4181	77.40 %
160	162	212	374	14	0	0	388	388	495	78.38 %
201	1259	1837	3096	84	2	0	3182	3182	4303	73.95 %
202	1506	1976	3482	106	2	0	3590	3590	5415	66.30 %
203	859	1148	2007	66	0	0	2073	2073	2407	86.12 %
204	873	1121	1994	53	1	0	2048	2048	2919	70.16 %
251	0	0	0	0	0	0	0	0	1	0.00 %
252	649	938	1587	41	3	0	1631	1631	2039	79.99 %
280	431	714	1145	39	0	0	1184	1184	1575	75.17 %
281	488	824	1312	39	1	0	1352	1352	1679	80.52 %
282	149	267	416	11	3	0	430	430	564	76.24 %
283	134	300	434	12	1	0	447	447	520	85.96 %
320	448	647	1095	25	2	0	1122	1122	1371	81.84 %
321	708	741	1449	57	2	0	1508	1508	1851	81.47 %
322	494	493	987	28	0	0	1015	1015	1302	77.96 %

Canvass Results

Official Tally

Run Time 9:21 AM

Run Date 11/21/2018

Clackamas County, Oregon

November 6, 2018 General Election

11/6/2018

Page 174 of 216

Official results**Registered Voters**

203764 of 288244 = 70.69 %

Precincts Reporting

120 of 120 = 100.00 %

Measure 103

Precinct	Yes	No	Cast Votes	Undervotes	Overvotes	Write-ins	Vote By Mail Ballots Cast	Total Ballots Cast	Registered Voters	Turnout Percentage
323	654	690	1344	33	1	0	1378	1378	1753	78.61 %
330	1422	1087	2509	54	3	0	2566	2566	3572	69.88 %
331	299	265	564	18	0	0	582	582	795	73.21 %
332	103	107	210	4	0	0	214	214	287	74.56 %
333	689	600	1289	39	0	0	1328	1328	1785	74.40 %
350	958	637	1595	31	1	0	1627	1627	2366	68.77 %
351	1600	1080	2680	62	3	0	2745	2745	4073	67.40 %
352	1002	691	1693	31	1	0	1725	1725	2513	66.02 %
359	0	0	0	0	0	0	0	0	0	0.00 %
360	1140	856	1996	43	0	0	2039	2039	3243	62.87 %
361	30	9	39	0	0	0	39	39	70	55.71 %
362	669	540	1209	25	1	0	1235	1235	1761	70.13 %
363	299	197	496	4	0	0	500	500	804	62.19 %
364	372	288	660	7	1	0	668	668	966	69.15 %
370	1100	962	2062	48	2	0	2112	2112	3085	68.46 %
371	820	713	1533	23	0	0	1556	1556	2320	67.07 %
372	467	332	799	13	1	0	813	813	1249	65.09 %
373	1332	1551	2883	54	3	0	2940	2940	4424	66.46 %
400	544	533	1077	19	1	0	1097	1097	1509	72.70 %
401	586	536	1122	21	0	0	1143	1143	1510	75.70 %
402	594	533	1127	27	1	0	1155	1155	1555	74.28 %

Canvass Results

Official Tally

Run Time 9:21 AM

Run Date 11/21/2018

Clackamas County, Oregon

November 6, 2018 General Election

11/6/2018

Page 175 of 216

Official results**Registered Voters**

203764 of 288244 = 70.69 %

Precincts Reporting

120 of 120 = 100.00 %

Measure 103

Precinct	Yes	No	Cast Votes	Undervotes	Overvotes	Write-ins	Vote By Mail Ballots Cast	Total Ballots Cast	Registered Voters	Turnout Percentage
403	574	534	1108	24	0	0	1132	1132	1549	73.08 %
404	1181	942	2123	60	3	0	2186	2186	3180	68.74 %
405	581	381	962	20	0	0	982	982	1478	66.44 %
406	376	342	718	8	0	0	726	726	1044	69.54 %
410	580	688	1268	33	1	0	1302	1302	1951	66.74 %
411	1169	1275	2444	73	4	0	2521	2521	3595	70.13 %
412	834	847	1681	50	0	0	1731	1731	2507	69.05 %
413	820	774	1594	35	2	0	1631	1631	2811	58.02 %
414	289	303	592	28	2	0	622	622	898	69.27 %
415	53	52	105	0	0	0	105	105	154	68.18 %
416	1320	1498	2818	88	4	0	2910	2910	4326	67.27 %
417	14	14	28	1	0	0	29	29	42	69.05 %
418	1448	1703	3151	95	6	0	3252	3252	5688	57.17 %
419	270	415	685	12	1	0	698	698	963	72.48 %
420	182	333	515	11	1	0	527	527	830	63.49 %
421	1005	1213	2218	51	1	0	2270	2270	3263	69.57 %
422	1287	1830	3117	66	1	0	3184	3184	5573	57.13 %
423	11	4	15	0	0	0	15	15	27	55.56 %
500	1173	1790	2963	55	2	0	3020	3020	4230	71.39 %
501	836	1888	2724	46	2	0	2772	2772	3946	70.25 %
502	1230	2099	3329	62	2	0	3393	3393	4620	73.44 %

Canvass Results

Official Tally

Run Time 9:21 AM

Run Date 11/21/2018

Clackamas County, Oregon

November 6, 2018 General Election

11/6/2018

Page 176 of 216

Official results**Registered Voters**

203764 of 288244 = 70.69 %

Precincts Reporting

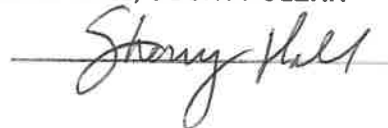
120 of 120 = 100.00 %

Measure 103

Precinct	Yes	No	Cast Votes	Undervotes	Overvotes	White-ins	Vote By Mail Ballots Cast	Total Ballots Cast	Registered Voters	Turnout Percentage
503	1263	1817	3080	68	3	0	3151	3151	4045	77.90 %
504	889	1038	1927	55	3	0	1985	1985	3083	64.39 %
505	652	905	1557	39	1	0	1597	1597	2199	72.62 %
506	979	1027	2006	59	2	0	2067	2067	3225	64.09 %
510	379	410	789	21	0	0	810	810	1151	70.37 %
511	1062	926	1988	46	1	0	2035	2035	2851	71.38 %
512	617	568	1185	28	0	0	1213	1213	1789	67.80 %
513	941	925	1866	42	2	0	1910	1910	2546	75.02 %
514	1738	1522	3260	86	3	0	3349	3349	4572	73.25 %
515	444	414	858	18	0	0	876	876	1258	69.63 %
516	434	350	784	15	0	0	799	799	1108	72.11 %
517	968	778	1746	38	2	0	1786	1786	2474	72.19 %
518	912	801	1713	38	1	0	1752	1752	2481	70.62 %
519	318	354	672	19	0	0	691	691	957	72.20 %
520	178	187	365	8	0	0	373	373	506	73.72 %
Totals	89880	108191	198071	5316	173	0	203560	203560	287906	70.70 %

CERTIFIED COPY OF THE ORIGINAL
SHERRY HALL, COUNTY CLERK

BY:



Canvass Results

Official Tally

Run Time 9:21 AM

Run Date 11/21/2018

Clackamas County, Oregon

November 6, 2018 General Election

11/6/2018

Page 177 of 216

Official results**Registered Voters**

203764 of 288244 = 70.69 %

Precincts Reporting

120 of 120 = 100.00 %

Measure 104

Precinct	Yes	No	Cast Votes	Undervotes	Overvotes	Write-ins	Vote By Mail Ballots Cast	Total Ballots Cast	Registered Voters	Turnout Percentage
001	1102	1903	3005	227	2	0	3234	3234	4544	69.64 %
002	984	1662	2646	161	1	0	2808	2808	4320	65.00 %
003	682	1168	1850	105	1	0	1956	1956	2956	66.17 %
004	13	23	36	1	0	0	37	37	45	82.22 %
005	1266	1835	3101	234	0	0	3335	3335	5421	61.52 %
006	1055	1343	2398	144	1	0	2543	2543	3408	74.62 %
007	884	1360	2244	171	0	0	2415	2415	3597	67.14 %
010	13	6	19	4	0	0	23	23	26	88.46 %
031	613	1140	1753	91	1	0	1845	1845	2392	63.80 %
032	606	1153	1759	159	0	0	1918	1918	2371	66.81 %
033	663	1172	1835	135	0	0	1970	1970	2798	70.41 %
051	594	1623	2217	137	2	0	2356	2356	3246	72.58 %
052	643	1701	2344	123	2	0	2469	2469	3425	72.09 %
053	552	1363	1915	119	0	0	2034	2034	2870	70.87 %
054	571	1383	1954	86	2	0	2042	2042	2751	74.23 %
055	669	1344	2013	103	1	0	2117	2117	3052	69.36 %
070	1	4	5	0	0	0	5	5	5	100.00 %
071	35	94	129	10	0	0	139	139	165	84.24 %
072	21	49	70	5	0	0	75	75	110	68.18 %
073	53	87	140	11	0	0	151	151	223	67.71 %
074	24	28	52	4	0	0	56	56	69	81.16 %

Canvass Results

Official Tally

Run Time 9:21 AM

Run Date 11/21/2018

Clackamas County, Oregon

November 6, 2018 General Election

11/6/2018

Page 178 of 216

Official results**Registered Voters**

203764 of 288244 = 70.69 %

Precincts Reporting

120 of 120 = 100.00 %

Measure 104

Precinct	Yes	No	Cast Votes	Undervotes	Overvotes	Write-ins	Vote By Mail Ballots Cast	Total Ballots Cast	Registered Voters	Turnout Percentage
100	133	188	321	25	0	0	346	346	458	75.55 %
101	1894	2847	4741	375	0	0	5116	5116	7473	68.46 %
102	181	282	463	57	0	0	520	520	843	61.68 %
103	1120	1583	2703	189	0	0	2892	2892	3921	73.76 %
104	3	1	4	0	0	0	4	4	4	100.00 %
105	387	506	893	44	1	0	938	938	1243	75.46 %
106	606	775	1381	68	0	0	1449	1449	2489	58.22 %
107	1006	1310	2316	163	2	0	2481	2481	4025	61.64 %
108	910	1101	2011	126	0	0	2137	2137	3400	62.85 %
111	1539	1642	3181	162	1	0	3344	3344	5317	57.49 %
122	1169	1480	2649	160	1	0	2810	2810	4156	67.61 %
124	828	1174	2002	121	0	0	2123	2123	2349	74.52 %
125	1201	1524	2725	158	3	0	2886	2886	4066	70.98 %
130	838	1468	2306	174	1	0	2481	2481	3170	78.26 %
131	913	1573	2486	160	1	0	2647	2647	3458	76.55 %
132	715	1283	1998	129	0	0	2127	2127	2778	76.57 %
133	1057	2082	3139	177	3	0	3319	3319	4130	80.36 %
134	616	1466	2082	118	4	0	2204	2204	2668	82.61 %
135	798	1463	2261	121	0	0	2382	2382	2932	81.24 %
151	647	1619	2266	138	0	0	2404	2404	2861	84.03 %
152	779	1771	2550	166	1	0	2717	2717	3297	82.41 %

Canvass Results

Official Tally

Run Time 9:21 AM

Run Date 11/21/2018

Clackamas County, Oregon

November 6, 2018 General Election

11/6/2018

Page 179 of 216

Official results**Registered Voters**

203764 of 288244 = 70.69 %

Precincts Reporting

120 of 120 = 100.00 %

Measure 104

Precinct	Yes	No	Cast Votes	Undervotes	Overvotes	Write-ins	Vote By Mail Ballots Cast	Total Ballots Cast	Registered Voters	Turnout Percentage
153	687	1429	2116	147	1	0	2264	2264	2932	77.22 %
154	188	436	624	56	0	0	680	680	799	85.11 %
155	865	1827	2692	184	0	0	2876	2876	3547	81.08 %
156	890	1841	2731	173	2	0	2906	2906	3473	83.67 %
157	618	1385	2003	105	0	0	2108	2108	2559	82.38 %
158	557	1127	1684	114	3	0	1801	1801	2282	78.92 %
159	853	2190	3043	192	1	0	3236	3236	4181	77.40 %
160	122	236	358	30	0	0	388	388	495	78.38 %
201	1146	1845	2991	188	3	0	3182	3182	4303	73.95 %
202	1275	2107	3382	208	0	0	3590	3590	5415	66.30 %
203	691	1274	1965	108	0	0	2073	2073	2407	86.12 %
204	755	1169	1924	122	2	0	2048	2048	2919	70.16 %
251	0	0	0	0	0	0	0	0	1	0.00 %
252	623	912	1535	96	0	0	1631	1631	2039	79.99 %
280	376	740	1116	68	0	0	1184	1184	1575	75.17 %
281	413	866	1279	73	0	0	1352	1352	1679	80.52 %
282	139	267	406	23	1	0	430	430	564	76.24 %
283	164	263	427	20	0	0	447	447	520	85.96 %
320	390	668	1058	64	0	0	1122	1122	1371	81.84 %
321	665	742	1407	101	0	0	1508	1508	1851	81.47 %
322	475	496	971	44	0	0	1015	1015	1302	77.96 %

Canvass Results

Official Tally

Run Time 9:21 AM

Run Date 11/21/2018

Clackamas County, Oregon

November 6, 2018 General Election

11/6/2018

Page 180 of 216

Official results**Registered Voters**

203764 of 288244 = 70.69 %

Precincts Reporting

120 of 120 = 100.00 %

Measure 104

Precinct	Yes	No	Cast Votes	Undervotes	Overvotes	Write-ins	Vote By Mail Ballots Cast	Total Ballots Cast	Registered Voters	Turnout Percentage
323	614	699	1313	63	2	0	1378	1378	1753	78.61 %
330	1228	1227	2455	111	0	0	2566	2566	3572	69.88 %
331	252	303	555	27	0	0	582	582	795	73.21 %
332	94	113	207	7	0	0	214	214	287	74.56 %
333	551	701	1252	76	0	0	1328	1328	1785	74.40 %
350	840	722	1562	64	1	0	1627	1627	2366	68.77 %
351	1271	1362	2633	109	3	0	2745	2745	4073	67.40 %
352	847	806	1653	71	1	0	1725	1725	2513	66.02 %
359	0	0	0	0	0	0	0	0	0	0.00 %
360	878	1071	1949	90	0	0	2039	2039	3243	62.87 %
361	16	21	37	2	0	0	39	39	70	55.71 %
362	570	605	1175	59	1	0	1235	1235	1761	70.13 %
363	232	257	489	11	0	0	500	500	804	62.19 %
364	303	343	646	22	0	0	668	668	966	69.15 %
370	959	1052	2011	101	0	0	2112	2112	3085	68.46 %
371	668	823	1491	65	0	0	1556	1556	2320	67.07 %
372	355	415	770	43	0	0	813	813	1249	65.09 %
373	1001	1812	2813	127	0	0	2940	2940	4424	66.46 %
400	446	594	1040	57	0	0	1097	1097	1509	72.70 %
401	508	582	1090	53	0	0	1143	1143	1510	75.70 %
402	519	581	1100	55	0	0	1155	1155	1555	74.28 %

Canvass Results

Official Tally

Run Time 9:21 AM

Run Date 11/21/2018

Clackamas County, Oregon

November 6, 2018 General Election

11/6/2018

Page 181 of 216

Official results**Registered Voters**

203764 of 288244 = 70.69 %

Precincts Reporting

120 of 120 = 100.00 %

Measure 104

Precinct	Yes	No	Cast Votes	Undervotes	Overvotes	Write-ins	Vote By Mail Ballots Cast	Total Ballots Cast	Registered Voters	Turnout Percentage
403	490	590	1080	52	0	0	1132	1132	1549	73.08 %
404	991	1087	2078	108	0	0	2186	2186	3180	68.74 %
405	470	465	935	46	1	0	982	982	1478	66.44 %
406	325	370	695	31	0	0	726	726	1044	69.54 %
410	452	776	1228	74	0	0	1302	1302	1951	66.74 %
411	931	1406	2337	183	1	0	2521	2521	3595	70.13 %
412	736	901	1637	94	0	0	1731	1731	2507	69.05 %
413	626	913	1539	92	0	0	1631	1631	2811	58.02 %
414	223	346	569	53	0	0	622	622	898	69.27 %
415	43	55	98	7	0	0	105	105	154	68.18 %
416	1036	1663	2699	209	2	0	2910	2910	4326	67.27 %
417	6	21	27	2	0	0	29	29	42	69.05 %
418	1096	1914	3010	242	0	0	3252	3252	5688	57.17 %
419	212	447	659	39	0	0	698	698	963	72.48 %
420	153	353	506	21	0	0	527	527	830	63.49 %
421	739	1422	2161	109	0	0	2270	2270	3263	69.57 %
422	960	2065	3025	156	3	0	3184	3184	5573	57.13 %
423	9	5	14	1	0	0	15	15	27	55.56 %
500	945	1932	2877	140	3	0	3020	3020	4230	71.39 %
501	657	2003	2660	112	0	0	2772	2772	3946	70.25 %
502	938	2295	3233	160	0	0	3393	3393	4620	73.44 %

Canvass Results

Official Tally

Run Time 9:21 AM

Run Date 11/21/2018

Clackamas County, Oregon

November 6, 2018 General Election

11/6/2018

Page 182 of 216

Official results**Registered Voters**

203764 of 288244 = 70.69 %

Precincts Reporting

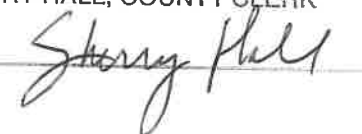
120 of 120 = 100.00 %

Measure 104

Precinct	Yes	No	Cast Votes	Undervotes	Overvotes	Write-Ins	Vote By Mail Ballots Cast	Total Ballots Cast	Registered Voters	Turnout Percentage
503	1005	2008	3013	137	1	0	3151	3151	4045	77.90 %
504	649	1214	1863	122	0	0	1985	1985	3083	64.39 %
505	482	1025	1507	89	1	0	1597	1597	2199	72.62 %
506	693	1241	1934	133	0	0	2067	2067	3225	64.09 %
510	331	441	772	37	1	0	810	810	1151	70.37 %
511	938	1008	1946	88	1	0	2035	2035	2351	71.38 %
512	464	678	1142	68	3	0	1213	1213	1789	67.80 %
513	784	1052	1836	72	2	0	1910	1910	2346	75.02 %
514	1429	1727	3156	192	1	0	3349	3349	4572	73.25 %
515	352	477	829	47	0	0	876	876	1258	69.63 %
516	378	398	776	23	0	0	799	799	1108	72.11 %
517	798	923	1721	64	1	0	1786	1786	2474	72.19 %
518	785	889	1674	78	0	0	1752	1752	2481	70.62 %
519	288	365	653	37	1	0	691	691	957	72.20 %
520	148	206	354	19	0	0	373	373	506	73.72 %
Totals	73990	118169	192159	11327	74	0	203560	203560	287906	70.70 %

CERTIFIED COPY OF THE ORIGINAL
SHERRY HALL, COUNTY CLERK

BY:



Canvass Results

Official Tally

Run Time 9:21 AM

Run Date 11/21/2018

Clackamas County, Oregon

November 6, 2018 General Election

11/6/2018

Page 183 of 216

Official results**Registered Voters**

203764 of 288244 = 70.69 %

Precincts Reporting

120 of 120 = 100.00 %

Measure 105

Precinct	Yes	No	Cast Votes	Undervotes	Overvotes	Write-ins	Vote By Mail Ballots Cast	Total Ballots Cast	Registered Voters	Turnout Percentage
001	1209	1916	3125	108	1	0	3234	3234	4544	69.64 %
002	1032	1671	2703	103	2	0	2808	2808	4320	65.00 %
003	759	1122	1881	74	1	0	1956	1956	2956	66.17 %
004	13	23	36	1	0	0	37	37	45	82.22 %
005	1351	1857	3208	126	1	0	3335	3335	5421	61.52 %
006	1166	1289	2455	87	1	0	2543	2543	3408	74.62 %
007	1023	1290	2313	101	1	0	2415	2415	3597	67.14 %
010	16	6	22	1	0	0	23	23	26	88.46 %
031	682	1118	1800	45	0	0	1845	1845	2892	63.80 %
032	696	1127	1823	95	0	0	1918	1918	2871	66.81 %
033	723	1178	1901	68	1	0	1970	1970	2798	70.41 %
051	537	1751	2288	68	0	0	2356	2356	3246	72.58 %
052	644	1765	2409	59	1	0	2469	2469	3425	72.09 %
053	545	1414	1959	73	2	0	2034	2034	2870	70.87 %
054	493	1493	1986	56	0	0	2042	2042	2751	74.23 %
055	664	1409	2073	43	1	0	2117	2117	3052	69.36 %
070	2	3	5	0	0	0	5	5	5	100.00 %
071	20	115	135	4	0	0	139	139	165	84.24 %
072	26	49	75	0	0	0	75	75	110	68.18 %
073	57	89	146	5	0	0	151	151	223	67.71 %
074	28	27	55	1	0	0	56	56	69	81.16 %

Canvass Results

Official Tally

Run Time 9:21 AM

Run Date 11/21/2018

Clackamas County, Oregon

November 6, 2018 General Election

11/6/2018

Page 184 of 216

Official results**Registered Voters**

203764 of 288244 = 70.69 %

Precincts Reporting

120 of 120 = 100.00 %

Measure 105

Precinct	Yes	No	Cast Votes	Undervotes	Overvotes	Write-ins	Vote By Mail Ballots Cast	Total Ballots Cast	Registered Voters	Turnout Percentage
100	143	187	330	16	0	0	346	346	458	75.55 %
101	1931	2970	4901	213	2	0	5116	5116	7473	68.46 %
102	199	294	493	25	2	0	520	520	843	61.68 %
103	1197	1582	2779	113	0	0	2892	2892	3921	73.76 %
104	3	1	4	0	0	0	4	4	4	100.00 %
105	389	516	905	33	0	0	938	938	1243	75.46 %
106	759	657	1416	33	0	0	1449	1449	2489	58.22 %
107	1209	1185	2394	85	2	0	2481	2481	4025	61.64 %
108	1056	1009	2065	72	0	0	2137	2137	3400	62.85 %
111	1817	1447	3264	79	1	0	3344	3344	5317	57.49 %
122	1266	1451	2717	93	0	0	2810	2810	4156	67.61 %
124	944	1109	2053	70	0	0	2123	2123	2849	74.52 %
125	1306	1480	2786	99	1	0	2886	2886	4066	70.98 %
130	870	1512	2382	98	1	0	2481	2481	3170	78.26 %
131	904	1646	2550	97	0	0	2647	2647	3458	76.55 %
132	741	1320	2061	66	0	0	2127	2127	2778	76.57 %
133	1027	2188	3215	104	0	0	3319	3319	4130	80.36 %
134	653	1492	2145	57	2	0	2204	2204	2668	82.61 %
135	776	1542	2318	64	0	0	2382	2382	2932	81.24 %
151	647	1673	2320	82	2	0	2404	2404	2861	84.03 %
152	777	1844	2621	96	0	0	2717	2717	3297	82.41 %

Canvass Results

Official Tally

Run Time 9:21 AM

Run Date 11/21/2018

Clackamas County, Oregon

November 6, 2018 General Election

11/6/2018

Page 185 of 216

Official results**Registered Voters**

203764 of 288244 = 70.69 %

Precincts Reporting

120 of 120 = 100.00 %

Measure 105

Precinct	Yes	No	Cast Votes	Undervotes	Overvotes	Write-ins	Vote By Mail Ballots Cast	Total Ballots Cast	Registered Voters	Turnout Percentage
153	633	1538	2171	92	1	0	2264	2264	2332	77.22 %
154	195	439	634	46	0	0	680	680	799	85.11 %
155	801	1948	2749	127	0	0	2876	2876	3547	81.08 %
156	858	1940	2798	107	1	0	2906	2906	3473	83.67 %
157	627	1428	2055	53	0	0	2108	2108	2559	82.38 %
158	560	1181	1741	59	1	0	1801	1801	2282	78.92 %
159	794	2315	3109	126	1	0	3236	3236	4181	77.40 %
160	128	242	370	18	0	0	388	388	495	78.38 %
201	1105	1968	3073	107	2	0	3182	3182	4303	73.95 %
202	1285	2202	3487	102	1	0	3590	3590	5415	66.30 %
203	860	1116	1976	97	0	0	2073	2073	2407	86.12 %
204	767	1210	1977	70	1	0	2048	2048	2919	70.16 %
251	0	0	0	0	0	0	0	0	1	0.00 %
252	602	974	1576	55	0	0	1631	1631	2039	79.99 %
280	363	785	1148	36	0	0	1184	1184	1575	75.17 %
281	378	941	1319	33	0	0	1352	1352	1679	80.52 %
282	126	291	417	13	0	0	430	430	564	76.24 %
283	146	288	434	13	0	0	447	447	520	85.96 %
320	413	680	1093	29	0	0	1122	1122	1371	81.84 %
321	689	769	1458	50	0	0	1508	1508	1851	81.47 %
322	507	480	987	28	0	0	1015	1015	1302	77.96 %

Canvass Results

Official Tally

Run Time 9:21 AM

Run Date 11/21/2018

Clackamas County, Oregon

November 6, 2018 General Election

11/6/2018

Page 186 of 216

Official results**Registered Voters**

203764 of 288244 = 70.69 %

Precincts Reporting

120 of 120 = 100.00 %

Measure 105

Precinct	Yes	No	Cast Votes	Undervotes	Overvotes	Write-ins	Vote By Mail Ballots Cast	Total Ballots Cast	Registered Voters	Turnout Percentage
323	643	692	1335	43	0	0	1378	1378	1753	78.61 %
330	1311	1178	2489	76	1	0	2566	2566	3572	69.88 %
331	266	298	564	18	0	0	582	582	795	73.21 %
332	105	104	209	5	0	0	214	214	287	74.56 %
333	634	644	1278	49	1	0	1328	1328	1785	74.40 %
350	965	631	1596	30	1	0	1627	1627	2366	68.77 %
351	1606	1066	2672	72	1	0	2745	2745	4073	67.40 %
352	988	702	1690	35	0	0	1725	1725	2513	66.02 %
359	0	0	0	0	0	0	0	0	0	0.00 %
360	1066	925	1991	48	0	0	2039	2039	3243	62.87 %
361	28	11	39	0	0	0	39	39	70	55.71 %
362	650	558	1208	27	0	0	1235	1235	1761	70.13 %
363	274	218	492	8	0	0	500	500	804	62.19 %
364	349	308	657	11	0	0	668	668	966	69.15 %
370	1106	958	2064	47	1	0	2112	2112	3085	68.46 %
371	760	765	1525	31	0	0	1556	1556	2320	67.07 %
372	437	355	792	21	0	0	813	813	1249	65.09 %
373	1146	1729	2875	65	0	0	2940	2940	4424	66.46 %
400	542	529	1071	26	0	0	1097	1097	1509	72.70 %
401	607	500	1107	35	1	0	1143	1143	1510	75.70 %
402	633	486	1119	36	0	0	1155	1155	1555	74.28 %

Canvass Results

Official Tally

Run Time 9:21 AM

Run Date 11/21/2018

Clackamas County, Oregon

November 6, 2018 General Election

11/6/2018

Page 187 of 216

Official results**Registered Voters**

203764 of 288244 = 70.69 %

Precincts Reporting

120 of 120 = 100.00 %

Measure 105

Precinct	Yes	No	Cast Votes	Undervotes	Overvotes	Write-ins	Vote By Mail Ballots Cast	Total Ballots Cast	Registered Voters	Turnout Percentage
403	591	509	1100	32	0	0	1132	1132	1549	73.08 %
404	1196	915	2111	72	3	0	2186	2186	3180	68.74 %
405	551	396	947	32	3	0	982	982	1478	66.44 %
406	371	344	715	9	2	0	726	726	1044	69.54 %
410	454	799	1253	49	0	0	1302	1302	1951	66.74 %
411	1011	1422	2433	88	0	0	2521	2521	3595	70.13 %
412	761	915	1676	55	0	0	1731	1731	2507	69.05 %
413	641	950	1591	40	0	0	1631	1631	2811	58.02 %
414	282	308	590	32	0	0	622	622	898	69.27 %
415	57	44	101	4	0	0	105	105	154	68.18 %
416	1078	1725	2803	106	1	0	2910	2910	4326	67.27 %
417	16	10	26	3	0	0	29	29	42	69.05 %
418	1080	2036	3116	136	0	0	3252	3252	5688	57.17 %
419	228	450	678	20	0	0	698	698	963	72.48 %
420	170	345	515	12	0	0	527	527	830	63.49 %
421	834	1360	2194	75	1	0	2270	2270	3263	69.57 %
422	980	2128	3108	76	0	0	3184	3184	5573	57.13 %
423	7	6	13	2	0	0	15	15	27	55.56 %
500	999	1940	2939	80	1	0	3020	3020	4230	71.39 %
501	661	2052	2713	58	1	0	2772	2772	3946	70.25 %
502	996	2320	3316	74	3	0	3393	3393	4620	73.44 %

Canvass Results

Official Tally

Run Time 9:21 AM
Run Date 11/21/2018**Clackamas County, Oregon**

November 6, 2018 General Election

11/6/2018

Page 188 of 216

Official results**Registered Voters**


203764 of 288244 = 70.69 %

Precincts Reporting

120 of 120 = 100.00 %

Measure 105

Precinct	Yes	No	Cast Votes	Undervotes	Overvotes	Write-ins	Vote By Mail Ballots Cast	Total Ballots Cast	Registered Voters	Turnout Percentage
503	1098	1964	3062	89	0	0	3151	3151	4045	77.90 %
504	718	1206	1924	61	0	0	1985	1985	3083	64.39 %
505	528	1004	1532	64	1	0	1597	1597	2199	72.62 %
506	817	1167	1984	81	2	0	2067	2067	3225	64.09 %
510	377	405	782	27	1	0	810	810	1151	70.37 %
511	1083	896	1979	55	1	0	2035	2035	2851	71.38 %
512	497	669	1166	47	0	0	1213	1213	1789	67.80 %
513	853	1021	1874	36	0	0	1910	1910	2546	75.02 %
514	1728	1529	3257	89	3	0	3349	3349	4572	73.25 %
515	390	454	844	31	1	0	876	876	1258	69.63 %
516	409	373	782	17	0	0	799	799	1108	72.11 %
517	961	782	1743	43	0	0	1786	1786	2474	72.19 %
518	899	800	1699	53	0	0	1752	1752	2481	70.62 %
519	323	346	669	22	0	0	691	691	957	72.20 %
520	169	195	364	9	0	0	373	373	506	73.72 %
Totals	80067	116994	197061	6436	63	0	203560	203560	287906	70.70 %

CERTIFIED COPY OF THE ORIGINAL
SHERRY HALL, COUNTY CLERKBY: 

Canvass Results

Official Tally

Run Time 9:21 AM

Run Date 11/21/2018

Clackamas County, Oregon

November 6, 2018 General Election

11/6/2018

Page 189 of 216

Official results**Registered Voters**

203764 of 288244 = 70.69 %

Precincts Reporting

120 of 120 = 100.00 %

Measure 106

Precinct	Yes	No	Cast Votes	Undervotes	Overvotes	Write-ins	Vote By Mail Ballots Cast	Total Ballots Cast	Registered Voters	Turnout Percentage
001	1167	1963	3130	103	1	0	3234	3234	4544	69.64 %
002	981	1741	2722	86	0	0	2808	2808	4320	65.00 %
003	754	1144	1898	58	0	0	1956	1956	2956	66.17 %
004	14	22	36	1	0	0	37	37	45	82.22 %
005	1309	1905	3214	121	0	0	3335	3335	5421	61.52 %
006	1054	1410	2464	78	1	0	2543	2543	3408	74.62 %
007	978	1356	2334	80	1	0	2415	2415	3597	67.14 %
010	13	9	22	1	0	0	23	23	26	88.46 %
031	641	1155	1796	49	0	0	1845	1845	2392	63.80 %
032	701	1127	1828	90	0	0	1918	1918	2371	66.81 %
033	678	1237	1915	55	0	0	1970	1970	2798	70.41 %
051	486	1814	2300	54	2	0	2356	2356	3246	72.58 %
052	570	1864	2434	34	1	0	2469	2469	3425	72.09 %
053	544	1427	1971	62	1	0	2034	2034	2870	70.87 %
054	503	1498	2001	39	2	0	2042	2042	2751	74.23 %
055	669	1410	2079	38	0	0	2117	2117	3052	69.36 %
070	1	4	5	0	0	0	5	5	5	100.00 %
071	22	115	137	2	0	0	139	139	165	84.24 %
072	21	54	75	0	0	0	75	75	110	68.18 %
073	54	92	146	5	0	0	151	151	223	67.71 %
074	20	36	56	0	0	0	56	56	69	81.16 %

Canvass Results

Official Tally

Run Time 9:21 AM

Run Date 11/21/2018

Clackamas County, Oregon

November 6, 2018 General Election

11/6/2018

Page 190 of 216

Official results**Registered Voters**

203764 of 288244 = 70.69 %

Precincts Reporting

120 of 120 = 100.00 %

Measure 106

Precinct	Yes	No	Cast Votes	Undervotes	Overvotes	Write-ins	Vote By Mail Ballots Cast	Total Ballots Cast	Registered Voters	Turnout Percentage
100	133	199	332	14	0	0	346	346	458	75.55 %
101	1889	3039	4928	187	1	0	5116	5116	7473	68.46 %
102	205	292	497	21	2	0	520	520	843	61.68 %
103	1238	1574	2812	79	1	0	2892	2892	3921	73.76 %
104	1	3	4	0	0	0	4	4	4	100.00 %
105	366	541	907	31	0	0	938	938	1243	75.46 %
106	671	752	1423	26	0	0	1449	1449	2489	58.22 %
107	1202	1217	2419	61	1	0	2481	2481	4025	61.64 %
108	978	1103	2081	56	0	0	2137	2137	3400	62.85 %
111	1752	1523	3275	67	2	0	3344	3344	5317	57.49 %
122	1353	1372	2725	84	1	0	2810	2810	4156	67.61 %
124	970	1096	2066	57	0	0	2123	2123	2349	74.52 %
125	1344	1467	2811	75	0	0	2886	2886	4066	70.98 %
130	803	1601	2404	77	0	0	2481	2481	3170	78.26 %
131	827	1736	2563	83	1	0	2647	2647	3458	76.55 %
132	640	1429	2069	56	2	0	2127	2127	2778	76.57 %
133	907	2329	3236	81	2	0	3319	3319	4130	80.36 %
134	538	1612	2150	53	1	0	2204	2204	2568	82.61 %
135	673	1660	2333	49	0	0	2382	2382	2932	81.24 %
151	556	1786	2342	61	1	0	2404	2404	2861	84.03 %
152	669	1950	2619	97	1	0	2717	2717	3297	82.41 %

Canvass Results

Official Tally

Run Time 9:21 AM

Run Date 11/21/2018

Clackamas County, Oregon

November 6, 2018 General Election

11/6/2018

Page 191 of 216

Official results**Registered Voters**

203764 of 288244 = 70.69 %

Precincts Reporting

120 of 120 = 100.00 %

Measure 106

Precinct	Yes	No	Cast Votes	Undervotes	Overvotes	Write-ins	Vote By Mail Ballots Cast	Total Ballots Cast	Registered Voters	Turnout Percentage
153	538	1644	2182	82	0	0	2264	2264	2332	77.22 %
154	191	459	650	30	0	0	680	680	799	85.11 %
155	684	2085	2769	106	1	0	2876	2876	3547	81.08 %
156	719	2074	2793	112	1	0	2906	2906	3473	83.67 %
157	519	1523	2042	65	1	0	2108	2108	2559	82.38 %
158	437	1309	1746	54	1	0	1801	1801	2282	78.92 %
159	708	2416	3124	112	0	0	3236	3236	4181	77.40 %
160	129	242	371	17	0	0	388	388	495	78.38 %
201	1068	2023	3091	89	2	0	3182	3182	4303	73.95 %
202	1252	2253	3505	83	2	0	3590	3590	5415	66.30 %
203	810	1197	2007	65	1	0	2073	2073	2407	86.12 %
204	745	1256	2001	47	0	0	2048	2048	2919	70.16 %
251	0	0	0	0	0	0	0	0	1	0.00 %
252	565	1021	1586	44	1	0	1631	1631	2039	79.99 %
280	323	827	1150	33	1	0	1184	1184	1575	75.17 %
281	363	960	1323	29	0	0	1352	1352	1679	80.52 %
282	131	284	415	15	0	0	430	430	564	76.24 %
283	96	335	431	16	0	0	447	447	520	85.96 %
320	353	747	1100	22	0	0	1122	1122	1371	81.84 %
321	619	835	1454	53	1	0	1508	1508	1851	81.47 %
322	433	561	994	21	0	0	1015	1015	1302	77.96 %

Canvass Results

Official Tally

Run Time 9:21 AM

Run Date 11/21/2018

Clackamas County, Oregon

November 6, 2018 General Election

11/6/2018

Page 192 of 216

Official results**Registered Voters**

203764 of 288244 = 70.69 %

Precincts Reporting

120 of 120 = 100.00 %

Measure 106

Precinct	Yes	No	Cast Votes	Undervotes	Overvotes	Write-ins	Vote By Mail Ballots Cast	Total Ballots Cast	Registered Voters	Turnout Percentage
323	571	774	1345	33	0	0	1378	1378	1753	78.61 %
330	1367	1139	2506	59	1	0	2566	2566	3572	69.88 %
331	264	307	571	11	0	0	582	582	795	73.21 %
332	90	121	211	3	0	0	214	214	287	74.56 %
333	608	678	1286	42	0	0	1328	1328	1785	74.40 %
350	867	729	1596	30	1	0	1627	1627	2366	68.77 %
351	1478	1190	2668	76	1	0	2745	2745	4073	67.40 %
352	952	746	1698	27	0	0	1725	1725	2613	66.02 %
359	0	0	0	0	0	0	0	0	0	0.00 %
360	984	1014	1998	40	1	0	2039	2039	3243	62.87 %
361	23	15	38	1	0	0	39	39	70	55.71 %
362	593	614	1207	27	1	0	1235	1235	1761	70.13 %
363	244	245	489	11	0	0	500	500	804	62.19 %
364	320	335	655	13	0	0	668	668	966	69.15 %
370	1000	1061	2061	50	1	0	2112	2112	3085	68.46 %
371	694	834	1528	28	0	0	1556	1556	2320	67.07 %
372	415	383	798	15	0	0	813	813	1249	65.09 %
373	976	1914	2890	49	1	0	2940	2940	4424	66.46 %
400	495	575	1070	27	0	0	1097	1097	1509	72.70 %
401	548	565	1113	30	0	0	1143	1143	1510	75.70 %
402	573	544	1117	37	1	0	1155	1155	1555	74.28 %

Canvass Results

Official Tally

Run Time 9:21 AM

Run Date 11/21/2018

Clackamas County, Oregon

November 6, 2018 General Election

11/6/2018

Page 193 of 216

Official results**Registered Voters**

203764 of 288244 = 70.69 %

Precincts Reporting

120 of 120 = 100.00 %

Measure 106

Precinct	Yes	No	Cast Votes	Undervotes	Overvotes	Write-ins	Vote By Mail Ballots Cast	Total Ballots Cast	Registered Voters	Turnout Percentage
403	539	573	1112	19	1	0	1132	1132	1549	73.08 %
404	1098	1035	2133	53	0	0	2186	2186	3180	68.74 %
405	532	419	951	30	1	0	982	982	1478	66.44 %
406	347	368	715	11	0	0	726	726	1044	69.54 %
410	466	793	1259	43	0	0	1302	1302	1951	66.74 %
411	966	1473	2439	82	0	0	2521	2521	3595	70.13 %
412	767	915	1682	49	0	0	1731	1731	2507	69.05 %
413	602	998	1600	30	1	0	1631	1631	2811	58.02 %
414	265	330	595	27	0	0	622	622	898	69.27 %
415	53	47	100	5	0	0	105	105	154	68.18 %
416	1134	1702	2836	74	0	0	2910	2910	4326	67.27 %
417	8	19	27	2	0	0	29	29	42	69.05 %
418	1070	2075	3145	106	1	0	3252	3252	5688	57.17 %
419	220	459	679	19	0	0	698	698	963	72.48 %
420	140	378	518	9	0	0	527	527	830	63.49 %
421	809	1412	2221	48	1	0	2270	2270	3263	69.57 %
422	912	2194	3106	78	0	0	3184	3184	5573	57.13 %
423	9	6	15	0	0	0	15	15	27	55.56 %
500	969	1986	2955	64	1	0	3020	3020	4230	71.39 %
501	630	2077	2707	65	0	0	2772	2772	3946	70.25 %
502	915	2417	3332	60	1	0	3393	3393	4520	73.44 %

Canvass Results

Official Tally

Run Time 9:21 AM

Run Date 11/21/2018

Clackamas County, Oregon

November 6, 2018 General Election

11/6/2018

Page 194 of 216

Official results**Registered Voters**

203764 of 288244 = 70.69 %

Precincts Reporting

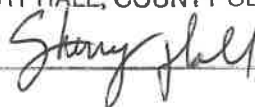
120 of 120 = 100.00 %

Measure 106

Precinct	Yes	No	Cast Votes	Undervotes	Overvotes	Write-ins	Vote By Mail Ballots Cast	Total Ballots Cast	Registered Voters	Turnout Percentage
503	1038	2040	3078	73	0	0	3151	3151	4045	77.90 %
504	685	1247	1932	52	1	0	1985	1985	3083	64.39 %
505	508	1049	1557	40	0	0	1597	1597	2199	72.62 %
506	753	1247	2000	66	1	0	2067	2067	3225	64.09 %
510	332	458	790	20	0	0	810	810	1151	70.37 %
511	1000	992	1992	43	0	0	2035	2035	2851	71.38 %
512	475	717	1192	21	0	0	1213	1213	1789	67.80 %
513	851	1024	1875	34	1	0	1910	1910	2546	75.02 %
514	1584	1682	3266	81	2	0	3349	3349	4572	73.25 %
515	328	519	847	28	1	0	876	876	1258	69.63 %
516	382	408	790	9	0	0	799	799	1108	72.11 %
517	848	898	1746	40	0	0	1786	1786	2474	72.19 %
518	764	945	1709	42	1	0	1752	1752	2481	70.62 %
519	300	370	670	21	0	0	691	691	957	72.20 %
520	155	210	365	8	0	0	373	373	506	73.72 %
Totals	75094	122980	198074	5427	59	0	203560	203560	287906	70.70 %

CERTIFIED COPY OF THE ORIGINAL
 SHERRY HALL, COUNTY CLERK

BY:



Canvass Results

Official Tally

Run Time 9:21 AM

Run Date 11/21/2018

Clackamas County, Oregon

November 6, 2018 General Election

11/6/2018

Page 195 of 216

Official results**Registered Voters**

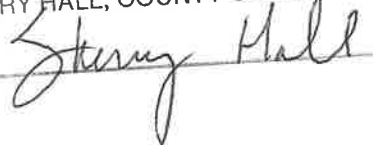
203764 of 288244 = 70.69 %

Precincts Reporting

120 of 120 = 100.00 %

3-535 City of Gladstone

Precinct	Yes	No	Cast Votes	Undervotes	Overvotes	Write-ins	Vote By Mail Ballots Cast	Total Ballots Cast	Registered Voters	Turnout Percentage
031	1301	453	1754	90	1	0	1845	1845	2392	63.80 %
032	1350	449	1799	118	1	0	1918	1918	2371	66.81 %
033	1358	493	1851	119	0	0	1970	1970	2798	70.41 %
Totals	4009	1395	5404	327	2	0	5733	5733	8561	66.97 %

CERTIFIED COPY OF THE ORIGINAL
CHERRY HALL, COUNTY CLERK
BY: 

Canvass Results

Official Tally

Run Time 9:21 AM

Run Date 11/21/2018

Clackamas County, Oregon

November 6, 2018 General Election

11/6/2018

Page 196 of 216

Official results**Registered Voters**

203764 of 288244 = 70.69 %

Precincts Reporting

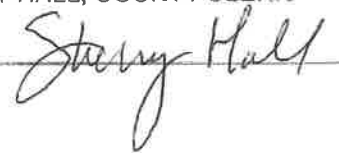
120 of 120 = 100.00 %

3-536 City of Gladstone

Precinct	Yes	No	Cast Votes	Undervotes	Overvotes	Write-ins	Vote By Mail Ballots Cast	Total Ballots Cast	Registered Voters	Turnout Percentage
031	1407	346	1753	92	0	0	1845	1845	2892	63.80 %
032	1461	336	1797	121	0	0	1918	1918	2871	66.81 %
033	1462	397	1859	111	0	0	1970	1970	2798	70.41 %
Totals	4330	1079	5409	324	0	0	5733	5733	8561	66.97 %

CERTIFIED COPY OF THE ORIGINAL
SHERRY HALL, COUNTY CLERK

BY:



Canvass Results

Official Tally

Run Time 9:21 AM

Run Date 11/21/2018

Clackamas County, Oregon

November 6, 2018 General Election

11/6/2018

Page 197 of 216

Official results**Registered Voters**

203764 of 288244 = 70.69 %

Precincts Reporting

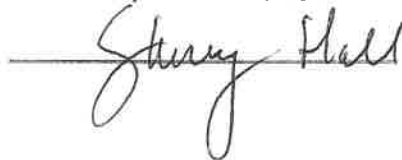
120 of 120 = 100.00 %

3-537 City of Lake Oswego

Precinct	Yes	No	Cast Votes	Undervotes	Overvotes	Write-ins	Vote By Mail Ballots Cast	Total Ballots Cast	Registered Voters	Turnout Percentage
151	983	1203	2186	217	1	0	2404	2404	2361	84.03 %
152	1167	1243	2410	306	1	0	2717	2717	3297	82.41 %
153	1064	934	1998	265	1	0	2264	2264	2932	77.22 %
154	304	268	572	107	1	0	680	680	799	85.11 %
155	1238	1316	2554	322	0	0	2876	2876	3547	81.08 %
156	1286	1299	2585	321	0	0	2906	2906	3473	83.67 %
157	980	935	1915	193	0	0	2108	2108	2559	82.38 %
158	803	818	1621	179	1	0	1801	1801	2282	78.92 %
159	1305	1526	2831	404	1	0	3236	3236	4181	77.40 %
160	154	181	335	53	0	0	388	388	495	78.38 %
Totals	9284	9723	19007	2367	6	0	21380	21380	26426	80.91 %

CERTIFIED COPY OF THE ORIGINAL
SHERRY HALL, COUNTY CLERK

BY:



Canvass Results

Official Tally

Run Time 9:21 AM

Run Date 11/21/2018

Clackamas County, Oregon

November 6, 2018 General Election

11/6/2018

Page 198 of 216

Official results**Registered Voters**

203764 of 288244 = 70.69 %

Precincts Reporting


120 of 120 = 100.00 %

3-538 City of Lake Oswego

Precinct	Yes	No	Cast Votes	Undervotes	Overvotes	Write-ins	Vote By Mail Ballots Cast	Total Ballots Cast	Registered Voters	Turnout Percentage
151	1479	680	2159	244	1	0	2404	2404	2361	84.03 %
152	1645	734	2379	338	0	0	2717	2717	3297	82.41 %
153	1390	595	1985	279	0	0	2264	2264	2932	77.22 %
154	403	159	562	118	0	0	680	680	799	85.11 %
155	1761	771	2532	344	0	0	2876	2876	3547	81.08 %
156	1804	759	2563	343	0	0	2906	2906	3473	83.67 %
157	1331	572	1903	205	0	0	2108	2108	2559	82.38 %
158	1146	450	1596	204	1	0	1801	1801	2282	78.92 %
159	1932	866	2798	438	0	0	3236	3236	4181	77.40 %
160	209	124	333	55	0	0	388	388	495	78.38 %
Totals	13100	5710	18810	2568	2	0	21380	21380	26426	80.91 %

CERTIFIED COPY OF THE ORIGINAL
SHERRY HALL, COUNTY CLERK

BY:



Canvass Results

Official Tally

Run Time 9:21 AM

Run Date 11/21/2018

Clackamas County, Oregon

November 6, 2018 General Election

11/6/2018

Page 199 of 216

Official results**Registered Voters**

203764 of 288244 = 70.69 %

Precincts Reporting

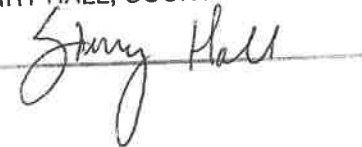
120 of 120 = 100.00 %

3-539 City of Oregon City

Precinct	Yes	No	Cast Votes	Undervotes	Overvotes	Write-ins	Vote By Mail Ballots Cast	Total Ballots Cast	Registered Voters	Turnout Percentage
001	2250	670	2920	314	0	0	3234	3234	4644	69.64 %
002	1978	560	2538	270	0	0	2808	2808	4320	65.00 %
003	1335	444	1779	177	0	0	1956	1956	2956	66.17 %
004	30	4	34	3	0	0	37	37	45	82.22 %
005	2384	631	3015	320	0	0	3335	3335	5421	61.52 %
006	1858	478	2336	207	0	0	2543	2543	3408	74.62 %
007	1736	439	2175	240	0	0	2415	2415	3597	67.14 %
010	16	7	23	0	0	0	23	23	26	88.46 %
Totals	11587	3233	14820	1531	0	0	16351	16351	24417	66.97 %

CERTIFIED COPY OF THE ORIGINAL
SHERRY HALL, COUNTY CLERK

BY:



Canvass Results

Official Tally

Run Time 9:21 AM

Run Date 11/21/2018

Clackamas County, Oregon

November 6, 2018 General Election

11/6/2018

Page 200 of 216

Official results**Registered Voters**

203764 of 288244 = 70.69 %

Precincts Reporting

120 of 120 = 100.00 %

26-200 City of Portland

Precinct	Yes	No	Cast Votes	Undervotes	Overvotes	Write-ins	Vote By Mail Ballots Cast	Total Ballots Cast	Registered Voters	Turnout Percentage
070	3	0	3	2	0	0	5	5	5	100.00 %
071	93	35	128	11	0	0	139	139	165	84.24 %
072	51	16	67	8	0	0	75	75	110	68.18 %
073	98	33	131	20	0	0	151	151	223	67.71 %
074	29	21	50	6	0	0	56	56	69	81.16 %
104	3	1	4	0	0	0	4	4	4	100.00 %
Totals	277	106	383	47	0	0	430	430	576	74.65 %

CERTIFIED COPY OF THE ORIGINAL
SHERRY HALL, COUNTY CLERK

BY:



Canvass Results

Official Tally

Run Time 9:21 AM

Run Date 11/21/2018

Clackamas County, Oregon

November 6, 2018 General Election

11/6/2018

Page 201 of 216

Official results**Registered Voters**

203764 of 288244 = 70.69 %

Precincts Reporting

120 of 120 = 100.00 %

26-201 City of Portland

Precinct	Yes	No	Cast Votes	Undervotes	Overvotes	Write-ins	Vote By Mail Ballots Cast	Total Ballots Cast	Registered Voters	Turnout Percentage
070	1	4	5	0	0	0	5	5	5	100.00 %
071	43	88	131	8	0	0	139	139	165	84.24 %
072	32	36	68	7	0	0	75	75	110	68.18 %
073	69	69	138	13	0	0	151	151	223	67.71 %
074	16	38	54	2	0	0	56	56	69	81.16 %
104	1	3	4	0	0	0	4	4	4	100.00 %
Totals	162	238	400	30	0	0	430	430	576	74.65 %

CERTIFIED COPY OF THE ORIGINAL
SHERRY HALL, COUNTY CLERKBY: 

Canvass Results

Official Tally

Run Time 9:21 AM

Run Date 11/21/2018

Clackamas County, Oregon

November 6, 2018 General Election

11/6/2018

Page 202 of 216

Official results**Registered Voters**

203764 of 288244 = 70.69 %

Precincts Reporting

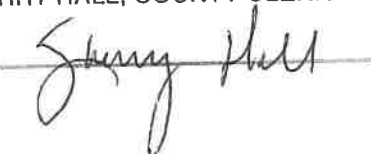
120 of 120 = 100.00 %

3-540 City of Sandy

Precinct	Yes	No	Cast Votes	Undervotes	Overvotes	Write-ins	Vote By Mail Ballots Cast	Total Ballots Cast	Registered Voters	Turnout Percentage
107	1809	551	2360	121	0	0	2481	2481	4025	61.64 %
108	1532	470	2002	135	0	0	2137	2137	3400	62.85 %
Totals	3341	1021	4362	256	0	0	4618	4618	7425	62.20 %

CERTIFIED COPY OF THE ORIGINAL
SHERRY HALL, COUNTY CLERK

BY:



Canvass Results

Official Tally

Run Time 9:21 AM

Run Date 11/21/2018

Clackamas County, Oregon

November 6, 2018 General Election

11/6/2018

Page 203 of 216

Official results**Registered Voters**

203764 of 288244 = 70.69 %

Precincts Reporting

120 of 120 = 100.00 %

3-543 City of West Linn

Precinct	Yes	No	Cast Votes	Undervotes	Overvotes	Write-ins	Vote By Mail Ballots Cast	Total Ballots Cast	Registered Voters	Turnout Percentage
130	1992	341	2333	148	0	0	2481	2481	3170	78.26 %
131	2105	416	2521	126	0	0	2647	2647	3458	76.55 %
132	1635	356	1991	136	0	0	2127	2127	2778	76.57 %
133	2559	596	3155	162	2	0	3319	3319	4130	80.36 %
134	1733	337	2070	133	1	0	2204	2204	2568	82.61 %
135	1917	347	2264	118	0	0	2382	2382	2932	81.24 %
Totals	11941	2393	14334	823	3	0	15160	15160	19136	79.22 %

CERTIFIED COPY OF THE ORIGINAL
SHERRY HALL, COUNTY CLERK

BY:



Canvass Results

Official Tally

Run Time 9:21 AM

Run Date 11/21/2018

Clackamas County, Oregon

November 6, 2018 General Election

11/6/2018

Page 204 of 216

Official results**Registered Voters**

203764 of 288244 = 70.69 %

Precincts Reporting

120 of 120 = 100.00 %

3-544 City of West Linn

Precinct	Yes	No	Cast Votes	Undervotes	Overvotes	Write-ins	Vote By Mail Ballots Cast	Total Ballots Cast	Registered Voters	Turnout Percentage
130	1968	367	2335	145	1	0	2481	2481	3170	78.26 %
131	2065	452	2517	130	0	0	2647	2647	3458	76.55 %
132	1593	384	1977	150	0	0	2127	2127	2778	76.57 %
133	2498	660	3158	161	0	0	3319	3319	4130	80.36 %
134	1705	367	2072	131	1	0	2204	2204	2568	82.61 %
135	1851	393	2244	138	0	0	2382	2382	2932	81.24 %
Totals	11680	2623	14303	855	2	0	15160	15160	19136	79.22 %

CERTIFIED COPY OF THE ORIGINAL
SHERRY HALL, COUNTY CLERK

BY: 

Canvass Results

Official Tally

Run Time 9:21 AM

Run Date 11/21/2018

Clackamas County, Oregon

November 6, 2018 General Election

11/6/2018

Page 205 of 216

Official results**Registered Voters**

203764 of 288244 = 70.69 %

Precincts Reporting

120 of 120 = 100.00 %

26-199 Metro

Precinct	Yes	No	Cast Votes	Undervotes	Overvotes	Write-ins	Vote By Mail Ballots Cast	Total Ballots Cast	Registered Voters	Turnout Percentage
001	1480	1583	3063	170	1	0	3234	3234	4644	69.64 %
002	1338	1324	2662	144	2	0	2808	2808	4320	65.00 %
003	912	937	1849	107	0	0	1956	1956	2956	66.17 %
004	13	22	35	1	1	0	37	37	45	82.22 %
005	1530	1625	3155	180	0	0	3335	3335	5421	61.52 %
006	933	1494	2427	116	0	0	2543	2543	3408	74.62 %
007	1061	1191	2252	162	1	0	2415	2415	3397	67.14 %
010	3	20	23	0	0	0	23	23	26	88.46 %
031	949	794	1743	102	0	0	1845	1845	2392	63.80 %
032	845	924	1769	149	0	0	1918	1918	2371	66.81 %
033	924	907	1831	139	0	0	1970	1970	2798	70.41 %
051	1518	734	2252	103	1	0	2356	2356	3246	72.58 %
052	1337	1034	2371	98	0	0	2469	2469	3425	72.09 %
053	1120	808	1928	106	0	0	2034	2034	2370	70.87 %
054	1197	768	1965	76	1	0	2042	2042	2751	74.23 %
055	1095	952	2047	69	1	0	2117	2117	3052	69.36 %
070 & 071	70	70	140	4	0	0	144	144	170	84.71 %
072	43	27	70	5	0	0	75	75	110	68.18 %
073	75	64	139	12	0	0	151	151	223	67.71 %
074	19	36	55	1	0	0	56	56	69	81.16 %
100	128	194	322	24	0	0	346	346	458	75.55 %

Canvass Results

Official Tally

Run Time 9:21 AM

Run Date 11/21/2018

Clackamas County, Oregon

November 6, 2018 General Election

11/6/2018

Page 206 of 216

Official results**Registered Voters**

203764 of 288244 = 70.69 %

Precincts Reporting

120 of 120 = 100.00 %

26-199 Metro

Precinct	Yes	No	Cast Votes	Undervotes	Overvotes	Write-ins	Vote By Mail Ballots Cast	Total Ballots Cast	Registered Voters	Turnout Percentage
101	2053	2763	4816	300	0	0	5116	5116	7473	68.46 %
102	220	245	465	36	0	0	501	501	814	61.55 %
103	1111	1656	2767	124	1	0	2892	2892	3921	73.76 %
104	3	1	4	0	0	0	4	4	4	100.00 %
105	371	516	887	51	0	0	938	938	1243	75.46 %
130	1163	1158	2321	160	0	0	2481	2481	3170	78.26 %
131	1271	1250	2521	126	0	0	2647	2647	3458	76.55 %
132	1032	975	2007	119	1	0	2127	2127	2778	76.57 %
133	1641	1511	3152	167	0	0	3319	3319	4130	80.36 %
134	1101	996	2097	106	1	0	2204	2204	2668	82.61 %
135	1149	1107	2256	126	0	0	2382	2382	2932	81.24 %
151	1212	1044	2256	147	1	0	2404	2404	2861	84.03 %
152	1493	1046	2539	177	1	0	2717	2717	3297	82.41 %
153	1169	942	2111	152	1	0	2264	2264	2932	77.22 %
154	359	240	599	80	1	0	680	680	799	85.11 %
155	1411	1258	2669	205	2	0	2876	2876	3547	81.08 %
156	1366	1354	2720	186	0	0	2906	2906	3473	83.67 %
157	1037	957	1994	114	0	0	2108	2108	2559	82.38 %
158	884	779	1663	137	1	0	1801	1801	2282	78.92 %
159	1817	1168	2985	250	1	0	3236	3236	4181	77.40 %
160	153	202	355	33	0	0	388	388	495	78.38 %

Canvass Results

Official Tally

Run Time 9:21 AM

Run Date 11/21/2018

Clackamas County, Oregon

November 6, 2018 General Election

11/6/2018

Page 207 of 216

Official results**Registered Voters**

203764 of 288244 = 70.69 %

Precincts Reporting

120 of 120 = 100.00 %

26-199 Metro

Precinct	Yes	No	Cast Votes	Undervotes	Overvotes	Write-ins	Vote By Mail Ballots Cast	Total Ballots Cast	Registered Voters	Turnout Percentage
201	1516	1494	3010	171	1	0	3182	3182	4303	73.95 %
202	1843	1542	3385	204	1	0	3590	3590	5415	66.30 %
203	905	1036	1941	130	2	0	2073	2073	2407	86.12 %
204	986	958	1944	103	1	0	2048	2048	2919	70.16 %
251	0	0	0	0	0	0	0	0	1	0.00 %
252	667	881	1548	83	0	0	1631	1631	2039	79.99 %
280	601	513	1114	70	0	0	1184	1184	1575	75.17 %
281	710	565	1275	77	0	0	1352	1352	1579	80.52 %
282	212	193	405	25	0	0	430	430	564	76.24 %
283	223	202	425	22	0	0	447	447	520	85.96 %
320	483	595	1078	43	1	0	1122	1122	1371	81.84 %
321	529	880	1409	98	1	0	1508	1508	1851	81.47 %
400	371	683	1054	42	1	0	1097	1097	1509	72.70 %
401	241	592	833	40	1	0	874	874	1158	75.47 %
402	379	721	1100	55	0	0	1155	1155	1555	74.28 %
403	359	730	1089	43	0	0	1132	1132	1549	73.08 %
404	115	251	366	18	0	0	384	384	566	67.84 %
405	168	412	580	34	0	0	614	614	923	66.52 %
406	58	155	213	13	0	0	226	226	294	76.87 %
410	634	595	1229	73	0	0	1302	1302	1951	66.74 %
411	1109	1261	2370	150	1	0	2521	2521	3595	70.13 %

Canvass Results

Official Tally

Run Time 9:21 AM

Run Date 11/21/2018

Clackamas County, Oregon

November 6, 2018 General Election

11/6/2018

Page 208 of 216

Official results**Registered Voters**

203764 of 288244 = 70.69 %

Precincts Reporting

120 of 120 = 100.00 %

26-199 Metro

Precinct	Yes	No	Cast Votes	Undervotes	Overvotes	Write-ins	Vote By Mail Ballots Cast	Total Ballots Cast	Registered Voters	Turnout Percentage
412	538	834	1372	77	0	0	1449	1449	2121	68.32 %
413	877	683	1560	71	0	0	1631	1631	2311	58.02 %
414	214	362	576	46	0	0	622	622	398	69.27 %
415	43	57	100	5	0	0	105	105	154	68.18 %
416	1304	1449	2753	157	0	0	2910	2910	4326	67.27 %
417	7	10	17	1	0	0	18	18	24	75.00 %
418	1763	1291	3054	197	1	0	3252	3252	5588	57.17 %
419	340	314	654	43	1	0	698	698	963	72.48 %
420	296	206	502	24	1	0	527	527	930	63.49 %
421	1015	1161	2176	94	0	0	2270	2270	3263	69.57 %
422	1836	1196	3032	150	2	0	3184	3184	5573	57.13 %
423	4	10	14	1	0	0	15	15	27	55.56 %
500	1600	1291	2891	129	0	0	3020	3020	4230	71.39 %
501	1864	799	2663	106	3	0	2772	2772	3946	70.25 %
502	1890	1381	3271	121	1	0	3393	3393	4620	73.44 %
503	1466	1552	3018	133	0	0	3151	3151	4045	77.90 %
504	1022	866	1888	96	1	0	1985	1985	3083	64.39 %
505	783	729	1512	85	0	0	1597	1597	2199	72.62 %
506	971	981	1952	115	0	0	2067	2067	3225	64.09 %
510 & 511	247	339	586	29	0	0	615	615	888	69.26 %
512	421	364	785	44	0	0	829	829	1252	66.21 %

Canvass Results

Official Tally

Run Time 9:21 AM

Run Date 11/21/2018

Clackamas County, Oregon

November 6, 2018 General Election

11/6/2018

Page 209 of 216

Official results**Registered Voters**

203764 of 288244 = 70.69 %

Precincts Reporting


120 of 120 = 100.00 %

26-199 Metro

Precinct	Yes	No	Cast Votes	Undervotes	Overvotes	Write-ins	Vote By Mail Ballots Cast	Total Ballots Cast	Registered Voters	Turnout Percentage
515	219	148	367	28	0	0	395	395	618	63.92 %
519	82	92	174	7	1	0	182	182	241	75.52 %
Totals	69517	67050	136567	7817	40	0	144424	144424	201138	71.80 %

CERTIFIED COPY OF THE ORIGINAL
SHERRY HALL, COUNTY CLERK

BY:



Canvass Results

Official Tally

Run Time 9:21 AM

Run Date 11/21/2018

Clackamas County, Oregon

November 6, 2018 General Election

11/6/2018

Page 210 of 216

Official results**Registered Voters**

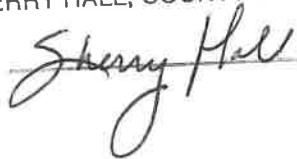
203764 of 288244 = 70.69 %

Precincts Reporting

120 of 120 = 100.00 %

26-198 Riverdale Fire District

Precinct	Yes	No	Cast Votes	Undervotes	Overvotes	Write-ins	Vote By Mail Ballots Cast	Total Ballots Cast	Registered Voters	Turnout Percentage
283	181	44	225	23	0	0	248	248	281	88.26 %
Totals	181	44	225	23	0	0	248	248	281	88.26 %

CERTIFIED COPY OF THE ORIGINAL
CHERRY HALL, COUNTY CLERKBY: 

Canvass Results

Official Tally

Run Time 9:21 AM

Run Date 11/21/2018

Clackamas County, Oregon

November 6, 2018 General Election

11/6/2018

Page 211 of 216

Official results**Registered Voters**

203764 of 288244 = 70.69 %

Precincts Reporting

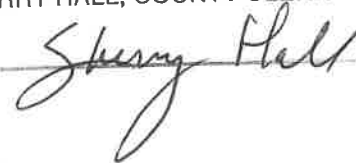
120 of 120 = 100.00 %

34-285 Tigard-Tualatin School District

Precinct	Yes	No	Cast Votes	Undervotes	Overvotes	Write-ins	Vote By Mail Ballots Cast	Total Ballots Cast	Registered Voters	Turnout Percentage
252	851	290	1141	52	0	0	1193	1193	1524	78.28 %
321	7	1	8	1	0	0	9	9	11	81.82 %
Totals	858	291	1149	53	0	0	1202	1202	1535	78.31 %

CERTIFIED COPY OF THE ORIGINAL
SHERRY HALL, COUNTY CLERK

BY:



Canvass Results

Official Tally

Run Time 9:21 AM

Run Date 11/21/2018

Clackamas County, Oregon

November 6, 2018 General Election

11/6/2018

Page 212 of 216

Official results**Registered Voters**

203764 of 288244 = 70.69 %

Precincts Reporting

120 of 120 = 100.00 %

3-541 North Clackamas School District

Precinct	Yes	No	Cast Votes	Undervotes	Overvotes	Write-ins	Vote By Mail Ballots Cast	Total Ballots Cast	Registered Voters	Turnout Percentage
032	14	6	20	4	0	0	24	24	30	80.00 %
033	82	94	176	9	0	0	185	185	242	76.45 %
051	1477	763	2240	116	0	0	2356	2356	3246	72.58 %
052	1329	1035	2364	104	1	0	2469	2469	3425	72.09 %
053	1102	827	1929	104	1	0	2034	2034	2870	70.87 %
054	1166	805	1971	70	1	0	2042	2042	2751	74.23 %
055	1043	996	2039	78	0	0	2117	2117	3052	69.36 %
072	39	33	72	3	0	0	75	75	110	68.18 %
073	58	86	144	7	0	0	151	151	223	67.71 %
074	11	40	51	5	0	0	56	56	69	81.16 %
100	121	202	323	22	1	0	346	346	458	75.55 %
101	2245	2298	4543	202	0	0	4745	4745	6954	68.23 %
102	265	225	490	30	0	0	520	520	843	61.68 %
103	1262	1535	2797	95	0	0	2892	2892	3921	73.76 %
104	2	2	4	0	0	0	4	4	4	100.00 %
105	416	490	906	32	0	0	938	938	1243	75.46 %
402	38	53	91	6	0	0	97	97	121	80.17 %
410	663	572	1235	67	0	0	1302	1302	1951	66.74 %
411	1191	1222	2413	108	0	0	2521	2521	3595	70.13 %
412	662	865	1527	74	1	0	1602	1602	2304	69.53 %
413	917	645	1562	69	0	0	1631	1631	2811	58.02 %

Canvass Results

Official Tally

Run Time 9:21 AM
Run Date 11/21/2018

Clackamas County, Oregon

November 6, 2018 General Election

11/6/2018

Page 213 of 216

Official results

Registered Voters

203764 of 288244 = 70.69 %

Precincts Reporting

120 of 120 = 100.00 %

3-541 North Clackamas School District

Precinct	Yes	No	Cast Votes	Undervotes	Overvotes	Write-ins	Vote By Mail Ballots Cast	Total Ballots Cast	Registered Voters	Turnout Percentage
414	198	229	427	26	0	0	453	453	641	70.67 %
415	19	27	46	1	0	0	47	47	69	68.12 %
416	1412	1364	2776	134	0	0	2910	2910	4326	67.27 %
417	14	14	28	1	0	0	29	29	42	69.05 %
418	1722	1323	3045	207	0	0	3252	3252	5688	57.17 %
419	352	316	668	30	0	0	698	698	963	72.48 %
420	281	220	501	26	0	0	527	527	830	63.49 %
421	1029	1155	2184	86	0	0	2270	2270	3263	69.57 %
422	1741	1286	3027	155	2	0	3184	3184	5573	57.13 %
423	6	9	15	0	0	0	15	15	27	55.56 %
500	1612	1280	2892	128	0	0	3020	3020	4230	71.39 %
501	1830	831	2661	111	0	0	2772	2772	3946	70.25 %
502	1808	1464	3272	121	0	0	3393	3393	4520	73.44 %
503	1310	1466	2776	116	2	0	2894	2894	3590	78.43 %
504	431	324	755	46	0	0	801	801	1251	64.03 %
505	97	71	168	4	0	0	172	172	205	83.90 %
506	926	1030	1956	111	0	0	2067	2067	3225	64.09 %
515	378	453	831	45	0	0	876	876	1258	69.63 %
Totals	29269	25656	54925	2553	9	0	57487	57487	84070	68.38 %

CERTIFIED COPY OF THE ORIGINAL
CHERRY HALL, COUNTY CLERK

By: *Sherry Hall*

Canvass Results

Official Tally

Run Time 9:21 AM

Run Date 11/21/2018

Clackamas County, Oregon

November 6, 2018 General Election

11/6/2018

Page 214 of 216

Official results**Registered Voters**

203764 of 288244 = 70.69 %

Precincts Reporting

120 of 120 = 100.00 %

3-542 Canby Rural Fire Protection District

Precinct	Yes	No	Cast Votes	Undervotes	Overvotes	Write-ins	Vote By Mail Ballots Cast	Total Ballots Cast	Registered Voters	Turnout Percentage
122	1773	937	2710	100	0	0	2810	2810	4156	67.61 %
124	1304	729	2033	90	0	0	2123	2123	2849	74.52 %
125	1863	921	2784	102	0	0	2886	2886	4066	70.98 %
330	651	522	1173	39	0	0	1212	1212	1651	73.41 %
331	157	86	243	4	0	0	247	247	357	69.19 %
333 & 351	758	461	1219	45	0	0	1264	1264	1707	74.05 %
511	189	144	333	12	1	0	346	346	461	75.05 %
Totals	6695	3800	10495	392	1	0	10888	10888	15247	71.41 %

CERTIFIED COPY OF THE ORIGINAL
SHERRY HALL, COUNTY CLERK

BY: 

Canvass Results

Official Tally

Run Time 9:21 AM

Run Date 11/21/2018

Clackamas County, Oregon

November 6, 2018 General Election

11/6/2018

Page 215 of 216

Official results**Registered Voters**

203764 of 288244 = 70.69 %

Precincts Reporting

120 of 120 = 100.00 %

3-545 Oregon City School District

Precinct	Yes	No	Cast Votes	Undervotes	Overvotes	Write-ins	Vote By Mail Ballots Cast	Total Ballots Cast	Registered Voters	Turnout Percentage
001	2037	1099	3136	97	1	0	3234	3234	4644	69.64 %
002	1805	899	2704	104	0	0	2808	2808	4320	65.00 %
003	1266	621	1887	69	0	0	1956	1956	2956	66.17 %
004	24	12	36	1	0	0	37	37	45	82.22 %
005	2182	1028	3210	123	2	0	3335	3335	5421	61.52 %
006	1554	928	2482	61	0	0	2543	2543	3408	74.62 %
007	1538	763	2301	114	0	0	2415	2415	3597	67.14 %
010	6	17	23	0	0	0	23	23	26	88.46 %
031	78	47	125	13	0	0	138	138	221	62.44 %
033	62	24	86	8	0	0	94	94	179	52.51 %
504	662	448	1110	69	0	0	1179	1179	1827	64.53 %
505	848	500	1348	72	0	0	1420	1420	1962	72.38 %
510	446	329	775	24	0	0	799	799	1135	70.40 %
511	54	67	121	4	0	0	125	125	184	67.93 %
512	726	431	1157	56	0	0	1213	1213	1789	67.80 %
513	1084	777	1861	49	0	0	1910	1910	2546	75.02 %
514	1631	1422	3053	109	0	0	3162	3162	4296	73.60 %
516 & 517	212	204	416	15	1	0	432	432	602	71.76 %
518	666	592	1258	33	0	0	1291	1291	1775	72.73 %
519	383	285	668	23	0	0	691	691	957	72.20 %

Canvass Results

Official Tally

Run Time 9:21 AM

Run Date 11/21/2018

Clackamas County, Oregon

November 6, 2018 General Election

11/6/2018

Page 216 of 216

Official results**Registered Voters**

203764 of 288244 = 70.69 %

Precincts Reporting

120 of 120 = 100.00 %

3-545 Oregon City School District

Precinct	Yes	No	Cast Votes	Undervotes	Overvotes	Write-ins	Vote By Mail Ballots Cast	Total Ballots Cast	Registered Voters	Turnout Percentage
520	225	140	365	8	0	0	373	373	506	73.72 %
Totals	17489	10633	28122	1052	4	0	29178	29178	42396	68.82 %

CERTIFIED COPY OF THE ORIGINAL
SHERRY HALL, COUNTY CLERK

BY:

