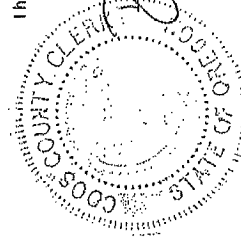


Final Official Canvass of Votes
May 15, 2018, Primary Election
All Precincts, All Districts, All ScanStations, All Contests, All Boxes
Total Ballots Cast: 16322, Registered Voters: 43083, Overall Turnout: 37.89%

US Representative, 4th District (D Party) (Vote for 1)

Precinct	Ballots Cast	Reg. Voters	Total Votes	Daniel Arcangel	Peter A. DeFazio	Write-In	Over Votes	Under Votes
Precinct 01	222	449	217	42	171	4	0	5
Precinct 02	487	864	477	62	406	9	0	10
Precinct 03	540	1105	527	56	462	9	0	13
Precinct 04	471	906	486	34	425	7	0	5
Precinct 05	583	1285	574	62	505	7	0	9
Precinct 06	470	862	453	32	420	1	0	17
Precinct 07	456	964	448	45	397	6	0	8
Precinct 08	535	1151	525	71	446	8	1	9
Precinct 09	67	119	66	4	61	1	0	1
Precinct 10	469	853	462	56	394	12	0	7
Precinct 11	286	559	280	46	231	3	0	6
Precinct 12	334	641	327	35	287	5	0	7
Precinct 13	189	380	183	29	151	3	0	6
Precinct 14	223	395	216	51	157	8	0	7
Precinct 15	71	151	66	19	46	1	0	5
Precinct 16	443	725	438	30	405	3	0	5
Precinct 17	443	747	437	47	385	5	0	6
Precinct 18	55	102	55	4	51	0	0	0
Total	6344	102	6217	725	5400	92	1	126

I hereby certify that the above results are true and correct.



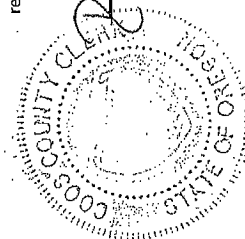
Debbie Heller, CEA
Coos County Clerk

Final Official Canvass of Votes
May 15, 2018, Primary Election
All Precincts, All Districts, All ScanStations, All Contests, All Boxes
Total Ballots Cast: 16322, Registered Voters: 43083, Overall Turnout: 37.89%

US Representative, 4th District (IParty) (Vote for 1)

Precinct	Ballots Cast	Reg. Voters	Total Votes	Write-in	Over Votes	Under Votes
Precinct 01	40	117	16	16	0	24
Precinct 02	49	124	22	22	0	27
Precinct 03	50	191	25	25	0	25
Precinct 04	48	138	29	29	0	19
Precinct 05	82	248	44	44	0	38
Precinct 06	45	124	29	29	0	16
Precinct 07	62	180	22	22	0	40
Precinct 08	51	210	16	16	0	35
Precinct 09	11	29	3	3	0	8
Precinct 10	44	137	16	16	0	28
Precinct 11	53	117	30	30	0	23
Precinct 12	39	128	16	16	0	23
Precinct 13	25	81	15	15	0	10
Precinct 14	29	85	11	11	0	18
Precinct 15	6	19	1	1	0	5
Precinct 16	37	110	11	11	0	26
Precinct 17	43	127	22	22	0	21
Precinct 18	9	26	5	5	0	4
Total	723	26	333	333	0	390

I hereby certify that the above
results are true and correct.



Debbie Heller


Debbie Heller, CEA
Coos County Clerk

PAGE 1 OF 3 PAGES		OFFICE OR MEASURE		COUNTY		ELECTION		NAME OR NO. OF PRECINCT	
16/5/7/7 JAN 008 035		Independent Party US Representative 4th District		COOS		May 15, 2018 Primary Election		BALLOT NUMBER	
1	Lakeside City & Rural	6	2	3	4	2	3	4	2
2	Rural North Bend	6	4	8	11	7	7	3	2
3	North Bend City West	7	11	4	3	1	3	2	1
4	North Bend City East	9	13	2	1	1	1	1	1
5	Coos Bay City West	12	13	3	11	3	3	1	1
6	Coos Bay City - Mid	8	13	4	1	1	1	1	1
7	Coos Bay City East	8	7	4	1	1	1	1	1
8	Rural Coos Bay East	6	3	1	2	2	2	2	2
9	Rural Coos Bay West	2	1	1	1	1	1	1	1
10	Rural Coos Bay	9	2	4	1	1	1	1	1
11	Rural Coquille	7	8	7	3	3	3	3	3
12	Coquille City	7	3	2	1	2	2	2	2
13	Myrtle Point City	6	4	2	1	1	1	1	1
14	Rural Myrtle Point	8	3	3	1	1	1	1	1
15	Powers City & Rural	1	1	1	1	1	1	1	1
16	Bandon City	3	5	6	1	1	1	1	1
17	Rural Bandon	10	3	6	1	1	1	1	1
18	Rural Bandon - 2CJ Curry Co	1	1	1	1	1	1	1	1
TOTALS									
I certify the votes recorded on this abstract correctly summarize the									
Tally of votes cast at the election indicated.									
Signature of County Clerk									
Date of Abstract									
6/1/2018									
ABSTRACT OF VOTES AT GENERAL AND SPECIAL ELECTIONS									
Separate sheets for candidates for city, county (including precinct) and state offices.									
Separate sheets for Democratic, Republican, Nonpartisan and other candidates.									
Separate sheets for candidates for city, county (including precinct) and state offices.									

Final Official Canvass of Votes
May 15, 2018, Primary Election
All Precincts, All Districts, All ScanStations, All Contests, All Boxes
Total Ballots Cast: 16322, Registered Voters: 43083, Overall Turnout: 37.89%
US Representative, 4th District (RParty) (Vote for 1)

Precinct	Ballots Cast	Reg. Voters	Total Votes	Michael Polen	Jo Rae Perkins	Court Boice	Stefan G Strek	Arthur B Robinson	Write-in	Over Votes	Under Votes
Precinct 01	305	580	280	20	64	66	13	114	3	0	25
Precinct 02	590	1042	555	33	87	153	19	256	2	0	35
Precinct 03	522	1176	485	30	94	123	28	206	4	1	36
Precinct 04	359	784	333	17	56	101	14	137	8	0	26
Precinct 05	547	1194	499	44	110	134	13	194	4	1	47
Precinct 06	374	713	334	15	67	119	12	115	6	0	40
Precinct 07	359	762	327	18	58	108	15	126	1	0	32
Precinct 08	551	1109	510	27	116	144	18	198	7	0	41
Precinct 09	61	119	52	2	15	16	2	16	1	0	9
Precinct 10	563	1026	525	26	89	155	17	229	9	0	38
Precinct 11	493	844	464	22	74	181	5	179	3	0	29
Precinct 12	404	787	360	24	57	106	9	162	2	0	44
Precinct 13	281	550	264	11	53	82	12	104	2	0	17
Precinct 14	429	798	403	17	55	147	10	173	1	0	26
Precinct 15	80	153	78	3	16	25	3	31	0	0	2
Precinct 16	343	617	321	17	57	111	10	123	3	0	22
Precinct 17	500	904	470	19	47	188	18	196	2	1	29
Precinct 18	102	166	101	4	13	41	2	41	0	0	1
Total	6863	166	6381	349	1129	2005	220	2600	58	3	499

I hereby certify that the above
results are true and correct.




Debbie Heller, CEA
Coos County Clerk

Final Official Canvass of Votes
May 15, 2018, Primary Election
All Precincts, All Districts, All Scan Stations, All Contests, All Boxes
Total Ballots Cast: 16322, Registered Voters: 43083, Overall Turnout: 37.89%

Governor (DParty) (Vote for 1)

Precinct	Ballots Cast	Reg. Voters	Total Votes	Ed Jones	Kate Brown	Candace Neville	Write-in	Over Votes	Under Votes
Precinct 01	219	449	208	49	113	36	10	0	11
Precinct 02	486	864	469	101	284	52	22	0	27
Precinct 03	540	1105	517	106	327	59	25	0	23
Precinct 04	471	906	461	72	318	57	14	0	10
Precinct 05	583	1286	599	93	364	78	24	0	24
Precinct 06	469	862	447	50	338	49	10	0	22
Precinct 07	456	964	434	63	290	54	27	0	22
Precinct 08	534	1151	519	104	312	74	29	0	15
Precinct 09	67	119	61	10	42	8	1	0	6
Precinct 10	468	853	447	99	253	71	24	0	21
Precinct 11	286	559	280	67	166	35	12	0	6
Precinct 12	334	641	317	63	208	26	20	0	17
Precinct 13	189	380	182	59	90	22	11	0	7
Precinct 14	223	395	210	61	106	25	18	0	13
Precinct 15	71	151	65	15	36	9	5	0	6
Precinct 16	443	725	437	36	353	40	8	0	6
Precinct 17	443	747	429	58	316	40	15	0	14
Precinct 18	55	102	54	9	34	9	2	0	1
Total	6337	102	6086	1115	3950	744	277	0	251

I hereby certify that the above results are true and correct.



Debbie Heller


Debbie Heller, CEA
Coos County Clerk

Final Official Canvass of Votes
May 15, 2018, Primary Election
All Precincts, All Districts, All ScanStations, All Contests, All Boxes
Total Ballots Cast: 16322, Registered Voters: 43083, Overall Turnout: 37.89%

Governor (Party) (Vote for 1)

Precinct	Ballots Cast	Reg. Voters	Total Votes	Dan (Mr P) Pistoresi	Skye J Allen	Patrick Starnes	Write-In	Over Votes	Under Votes
Precinct 01	40	117	34	3	4	11	16	0	6
Precinct 02	49	124	36	1	6	7	22	0	13
Precinct 03	50	191	43	2	5	10	26	0	7
Precinct 04	48	138	41	3	3	8	27	0	7
Precinct 05	82	248	67	4	3	22	38	0	15
Precinct 06	45	124	39	2	2	6	29	0	6
Precinct 07	62	180	47	4	4	12	27	0	15
Precinct 08	51	210	41	6	1	15	19	0	10
Precinct 09	11	29	8	0	0	1	7	0	3
Precinct 10	44	137	39	6	5	6	22	0	5
Precinct 11	53	117	47	5	0	7	35	0	6
Precinct 12	39	128	32	2	3	10	17	0	7
Precinct 13	25	81	22	4	0	6	12	0	3
Precinct 14	29	85	27	3	2	5	17	0	2
Precinct 15	6	19	5	0	2	1	2	0	1
Precinct 16	37	110	23	1	0	4	18	0	14
Precinct 17	43	127	37	3	8	7	19	0	6
Precinct 18	9	26	9	2	0	1	6	0	0
Total	723	26	587	51	48	139	359	0	126

I hereby certify that the above
results are true and correct.



Debbie Heiler, CEA
Coos County Clerk


[illegible]

Final Official Canvass of Votes
May 15, 2018, Primary Election
All Precincts, All Districts, All ScanStations, All Contests, All Boxes
Total Ballots Cast: 16322, Registered Voters: 43083, Overall Turnout: 37.89%

Governor (RParty) (Vote for 1)

Precinct	Ballots Cast	Reg. Voters	Total Votes	Knute Buehler	Keenan W Bohach	Greg C Wooldridge	Jonathan I Edwards	David W Stauffer	Jeff Smith	Jack W Tracy	Brett Hyland	Bruce Cuff	Sam Carpenter	Write-in	Over Votes	Under Votes
Precinct 01	305	560	300	116	0	46	0	2	4	0	2	6	124	0	0	5
Precinct 02	590	1042	579	241	0	97	1	2	14	1	0	10	212	1	0	11
Precinct 03	522	1176	509	181	1	102	2	1	13	1	2	12	190	4	0	13
Precinct 04	359	764	348	151	0	54	1	3	8	1	2	4	118	6	0	11
Precinct 05	547	1194	532	207	2	99	5	4	5	1	3	16	186	4	2	13
Precinct 06	374	713	360	166	0	72	1	4	3	0	1	5	104	1	0	14
Precinct 07	359	762	350	151	0	49	1	2	1	0	1	5	139	1	0	9
Precinct 08	551	1109	536	161	2	88	2	1	5	0	2	8	264	3	0	15
Precinct 09	61	119	69	27	0	2	0	1	1	0	0	0	27	1	0	2
Precinct 10	563	1026	550	195	2	105	2	9	14	0	2	10	211	0	0	13
Precinct 11	493	844	492	180	0	70	0	3	11	2	2	4	214	6	0	1
Precinct 12	404	787	396	154	1	64	1	4	4	0	3	3	160	2	0	8
Precinct 13	281	550	275	79	0	49	0	0	6	0	0	7	134	0	0	6
Precinct 14	429	798	423	119	0	72	0	0	11	1	0	3	217	0	0	1
Precinct 15	80	153	79	26	0	16	0	0	2	1	0	0	34	0	0	1
Precinct 16	343	617	328	139	0	59	2	3	8	0	1	5	107	4	0	15
Precinct 17	500	904	478	192	0	71	3	0	6	1	2	16	186	1	1	21
Precinct 18	102	166	102	37	0	18	1	1	1	0	0	1	43	0	0	0
Total	6863	166	6696	2522	8	1133	25	40	117	9	23	115	2670	34	3	164

I hereby certify that the above results are true and correct.



Debbie Heller

Debbie Heller, CEA
Coos County Clerk

Final Official Canvass of Votes

May 15, 2018, Primary Election


All Precincts, All Districts, All ScanStations, All Contests, All Boxes

Total Ballots Cast: 16322, Registered Voters: 43083, Overall Turnout: 37.89%

State Representative, 1st District (DParty) (Vote for 1)

Precinct	Ballots Cast	Reg. Voters	Total Votes	Shannon Souza	Write-In	Over Votes	Under Votes
Precinct 09	67	119	41	40	1	0	26
Precinct 10	468	853	350	340	10	0	118
Precinct 11	286	559	201	197	4	0	85
Precinct 12	334	641	257	251	6	0	77
Precinct 13	189	380	140	137	3	0	49
Precinct 14	223	395	150	143	7	0	73
Precinct 15	71	151	53	49	4	0	18
Precinct 16	443	725	329	320	9	0	114
Precinct 17	443	747	306	302	4	0	137
Precinct 18	55	102	41	40	1	0	14
Total	2579	102	1868	1819	49	0	711

I hereby certify that the above
results are true and correct.




Debbie Heller

Debbie Heller, CEA
Coos County Clerk

Final Official Canvass of Votes
May 15, 2018, Primary Election
All Precincts, All Districts, All ScanStations, All Contests, All Boxes
Total Ballots Cast: 16322, Registered Voters: 43083, Overall Turnout: 37.89%
State Representative, 1st District (IParty) (Vote for 1)

Precinct	Ballots Cast	Reg. Voters	Total Votes	Write-In	Over Votes	Under Votes
Precinct 09	11	29	5	5	0	6
Precinct 10	44	137	17	17	0	27
Precinct 11	53	117	27	27	0	26
Precinct 12	39	128	12	12	0	27
Precinct 13	25	81	14	14	0	11
Precinct 14	29	85	8	8	0	21
Precinct 15	6	19	1	1	0	5
Precinct 16	37	110	10	10	0	27
Precinct 17	43	127	17	17	0	26
Precinct 18	9	26	4	4	0	5
Total	296	26	115	115	0	181

I hereby certify that the above
results are true and correct.



Debbie Heller

Debbie Heller, CEA
Coos County Clerk

PAGE 1 OF 2 PAGES

OFFICE OR MEASURE

INDEPENDENT PARTY

1st District

COUNTY

COOS

ELECTION

May 15, 2018

Primary Election

BALLOT NUMBER

NAME OR NO. OF PRECINCT

1 Lakeside City & Rural

2 Rural North Bend

3 North Bend City West

4 North Bend City East

5 Coos Bay City West

6 Coos Bay City - Mid

7 Coos Bay City East

8 Rural Coos Bay East

9 Rural Coos Bay West

10 Rural Coos Bay

11 Rural Coquille

12 Coquille City

13 Myrtle Point City

14 Rural Myrtle Point

15 Powers City & Rural

16 Bandon City

17 Rural Bandon

18 Rural Bandon -- 201 Curry Co

TOTALS		80	20
1			
2			
3			
4			
5			
6			
7			
8			
9			
10			
11			
12			
13			
14			
15			
16			
17			
18			
19			
20			

Signature of County Clerk

Date of Abstract: 6/1/2018

I certify the votes recorded on this abstract correctly summarize the

Tally of votes cast at the election indicated.

ABSTRACT OF VOTES AT GENERAL AND SPECIAL ELECTIONS

(ORS 254.545).

Votes cast for governor must be on separate page or pages

ABSTRACT OF VOTES AT PRIMARY ELECTIONS

Separate sheets for Democratic, Republican, Nonpartisan and other candidates.

Separate sheets for candidates for city, county (including precinct) and state offices.

STATE OF OREGON

ABSTRACT OF VOTES

16/5/17 133

006 935

1. State Senators

2. State Representatives

3. State Delegates

4. State Delegates at Large

5. State Delegates - Districts

6. State Delegates - Districts

7. State Delegates - Districts

8. State Delegates - Districts

9. State Delegates - Districts

10. State Delegates - Districts

11. State Delegates - Districts

12. State Delegates - Districts

13. State Delegates - Districts

14. State Delegates - Districts

15. State Delegates - Districts

16. State Delegates - Districts

17. State Delegates - Districts

18. State Delegates - Districts

19. State Delegates - Districts

20. State Delegates - Districts


NAME OF OFFICE OR MEASURE	
---------------------------	--

Final Official Canvass of Votes
May 15, 2018, Primary Election
All Precincts, All Districts, All ScanStations, All Contests, All Boxes
Total Ballots Cast: 16322, Registered Voters: 43083, Overall Turnout: 37.89%

State Representative, 1st District (RParty) (Vote for 1)

Precinct	Ballots Cast	Reg. Voters	Total Votes	David Brock Smith	Write-In	Over Votes	Under Votes
Precinct 09	61	119	43	40	3	0	18
Precinct 10	563	1026	372	368	4	0	191
Precinct 11	493	844	329	327	2	0	164
Precinct 12	404	787	293	284	9	0	111
Precinct 13	281	550	209	203	6	0	72
Precinct 14	429	798	297	289	8	0	132
Precinct 15	80	163	58	57	1	0	22
Precinct 16	343	617	247	241	6	0	96
Precinct 17	500	904	369	368	1	0	131
Precinct 18	102	166	83	83	0	0	19
Total	3256	166	2300	2260	40	0	956

I hereby certify that the above
results are true and correct.




Debbie Heller, CEA
Coos County Clerk

Final Official Canvass of Votes
May 15, 2018, Primary Election
All Precincts, All Districts, All ScanStations, All Contests, All Boxes
Total Ballots Cast: 16322, Registered Voters: 43083, Overall Turnout: 37.89%

State Representative, 9th District (DParty) (Vote for 1)

Precinct	Ballots Cast	Reg. Voters	Total Votes	Mark Daily	Caddy McKeown	Write-in	Over Votes	Under Votes
Precinct 01	219	449	206	46	158	2	0	13
Precinct 02	486	864	459	97	348	14	0	27
Precinct 03	540	1105	525	80	430	15	1	14
Precinct 04	471	906	458	95	357	6	0	13
Precinct 05	583	1285	552	120	422	10	0	31
Precinct 06	489	862	444	80	360	4	0	25
Precinct 07	456	964	435	75	352	8	0	21
Precinct 08	534	1151	497	133	362	12	0	37
Total	3758	1151	3576	726	2779	71	1	181

I hereby certify that the above results are true and correct.



Debbie Heller


Debbie Heller, CEA
Coos County Clerk

Final Official Canvass of Votes
May 15, 2018, Primary Election
All Precincts, All Districts, All ScanStations, All Contests, All Boxes
Total Ballots Cast: 16322, Registered Voters: 43083, Overall Turnout: 37.89%

State Representative, 9th District (iParty) (Vote for 1)

Precinct	Ballots Cast	Reg. Voters	Total Votes	Write-in	Over Votes	Under Votes
Precinct 01	40	117	14	14	0	26
Precinct 02	49	124	20	20	0	29
Precinct 03	50	191	26	26	0	24
Precinct 04	48	138	28	28	0	20
Precinct 05	82	248	40	40	0	42
Precinct 06	45	124	24	24	0	21
Precinct 07	62	180	27	27	0	35
Precinct 08	51	210	15	15	0	36
Total	427	210	194	194	0	233

I hereby certify that the above
results are true and correct.



Debbie Heller
Debbie Heller, CEA
Coos County Clerk

[illegible]

Separate sheets for Democratic, Republican, Nonpartisan and other candidates.


Separate sheets for candidates for city, county (including precinct) and state offices.

Final Official Canvass of Votes
May 15, 2018, Primary Election
All Precincts, All Districts, All ScanStations, All Contests, All Boxes
Total Ballots Cast: 16322, Registered Voters: 43083, Overall Turnout: 37.89%

State Representative, 9th District (RParty) (Vote for 1)

Precinct	Ballots Cast	Reg. Voters	Total Votes	Teri Grier	Write-In	Over Votes	Under Votes
Precinct 01	305	560	235	234	1	0	70
Precinct 02	590	1042	507	501	6	0	83
Precinct 03	522	1176	430	424	6	0	92
Precinct 04	359	764	288	277	11	0	71
Precinct 05	547	1194	466	462	4	1	80
Precinct 06	374	713	290	280	10	0	84
Precinct 07	359	762	285	280	5	0	74
Precinct 08	551	1109	451	439	12	0	100
Total	3607	1109	2952	2897	55	1	654

I hereby certify that the above results are true and correct.




Debbie Heller

Debbie Heller, CEA
Coos County Clerk

Final Official Canvass of Votes
May 15, 2018, Primary Election
All Precincts, All Districts, All ScanStations, All Contests, All Boxes
Total Ballots Cast: 16322, Registered Voters: 43083, Overall Turnout: 37.89%
Commissioner of the Bureau of Labor and Industries (Vote for 1)

Precinct	Ballots Cast	Reg. Voters	Total Votes	Lou Ogden	Val Hoyle	Jack Howard	Write-in	Over Votes	Under Votes
Precinct 01	844	1692	522	210	209	103	0	0	122
Precinct 02	1310	3001	1045	400	466	173	6	1	264
Precinct 03	1259	3748	1061	444	441	172	4	0	198
Precinct 04	1021	2778	855	318	403	127	7	0	166
Precinct 05	1429	4495	1213	449	528	236	0	2	214
Precinct 06	1013	2508	831	325	402	100	4	0	182
Precinct 07	1031	3108	829	309	394	120	6	0	202
Precinct 08	1361	4222	1123	465	454	199	5	1	237
Precinct 09	176	441	140	55	64	19	2	0	36
Precinct 10	1242	2914	1016	450	364	199	3	0	226
Precinct 11	957	2210	763	359	262	137	5	1	193
Precinct 12	946	2537	776	344	280	150	2	0	170
Precinct 13	569	1585	476	203	162	110	1	1	92
Precinct 14	786	1887	598	280	177	140	1	0	188
Precinct 15	198	558	159	70	47	42	0	0	39
Precinct 16	1005	2226	810	289	418	101	2	0	195
Precinct 17	1173	2760	943	364	407	167	5	0	230
Precinct 18	195	415	167	81	58	27	1	0	28
Total	16315	415	13327	5415	5536	2322	54	6	2982

I hereby certify that the above results are true and correct.




Debbie Heller, CEA
Coos County Clerk

Final Official Canvass of Votes
May 15, 2018, Primary Election
All Precincts, All Districts, All Scan Stations, All Contests, All Boxes
Total Ballots Cast: 16322, Registered Voters: 43083, Overall Turnout: 37.89%
Judge of the Supreme Court Position 2 (Vote for 1)

Precinct	Ballots Cast	Reg. Voters	Total Votes	Rebecca Duncan	Write-in	Over Votes	Under Votes
Precinct 01	644	1692	414	409	5	0	230
Precinct 02	1310	3001	850	836	14	0	460
Precinct 03	1259	3748	835	820	15	0	424
Precinct 04	1021	2778	679	674	5	0	342
Precinct 05	1429	4495	969	954	15	1	459
Precinct 06	1013	2506	641	638	3	0	372
Precinct 07	1031	3108	654	640	14	1	376
Precinct 08	1361	4222	854	836	18	0	507
Precinct 09	176	441	89	87	2	0	87
Precinct 10	1242	2914	732	725	7	0	510
Precinct 11	957	2210	562	553	9	0	395
Precinct 12	946	2537	613	603	10	0	333
Precinct 13	569	1585	391	383	8	0	178
Precinct 14	786	1887	435	430	5	0	351
Precinct 15	198	558	126	123	3	0	72
Precinct 16	1005	2226	650	640	10	0	355
Precinct 17	1173	2760	673	665	8	0	500
Precinct 18	195	415	115	114	1	0	80
Total	16315	415	10282	10130	152	2	6031

I hereby certify that the above results are true and correct.



Debbie Heller
Debbie Heller, CEA
Coos County Clerk

Final Official Canvass of Votes
May 15, 2018, Primary Election


All Precincts, All Districts, All ScanStations, All Contests, All Boxes

Total Ballots Cast: 16322, Registered Voters: 43083, Overall Turnout: 37.89%

Judge of the Supreme Court Position 3 (Vote for 1)

Precinct	Ballots Cast	Reg. Voters	Total Votes	Van Pounds	Meagan A Flynn	Write-in	Over Votes	Under Votes
Precinct 01	644	1692	534	206	327	1	0	110
Precinct 02	1310	3001	1056	345	705	6	0	254
Precinct 03	1259	3748	1034	339	689	6	1	224
Precinct 04	1021	2778	840	237	600	3	1	180
Precinct 05	1429	4495	1159	350	808	1	3	267
Precinct 06	1013	2506	800	221	577	2	2	211
Precinct 07	1031	3108	828	224	594	10	1	202
Precinct 08	1361	4222	1094	435	655	4	1	266
Precinct 09	176	441	133	47	84	2	0	43
Precinct 10	1242	2814	976	365	609	2	0	268
Precinct 11	957	2210	759	325	429	5	1	197
Precinct 12	546	2537	766	278	486	2	3	177
Precinct 13	569	1585	477	178	298	1	0	92
Precinct 14	786	1887	560	239	316	5	0	226
Precinct 15	198	558	157	61	96	0	0	41
Precinct 16	1005	2226	820	234	586	1	0	185
Precinct 17	1173	2760	925	303	619	3	5	243
Precinct 18	195	415	166	64	101	1	0	29
Total	16315	415	13084	4451	8578	55	18	3213

I hereby certify that the above
results are true and correct.



Debbie Heller


Debbie Heller, CEA
Coos County Clerk

Final Official Canvass of Votes
May 15, 2018, Primary Election
All Precincts, All Districts, All ScanStations, All Contests, All Boxes
Total Ballots Cast: 16322, Registered Voters: 43083, Overall Turnout: 37.89%

Judge of the Court of Appeals Position 6 (Vote for 1)

Precinct	Ballots Cast	Reg. Voters	Total Votes	James (Jim) C Egan	Write-in	Over Votes	Under Votes
Precinct 01	644	1692	392	390	2	0	252
Precinct 02	1310	3001	825	814	11	0	485
Precinct 03	1259	3748	796	788	8	0	463
Precinct 04	1021	2778	663	662	1	0	358
Precinct 05	1429	4495	962	960	12	1	466
Precinct 06	1013	2506	597	595	2	0	416
Precinct 07	1031	3108	634	618	16	0	397
Precinct 08	1361	4222	823	807	16	0	538
Precinct 09	178	441	87	85	2	0	89
Precinct 10	1242	2914	728	724	4	0	514
Precinct 11	957	2210	564	545	9	0	403
Precinct 12	946	2537	607	586	11	0	339
Precinct 13	569	1585	389	381	8	0	180
Precinct 14	786	1887	420	417	3	0	366
Precinct 15	198	558	125	123	2	0	73
Precinct 16	1005	2226	617	608	9	0	388
Precinct 17	1173	2760	661	655	6	0	512
Precinct 18	195	415	121	119	2	0	74
Total	16315	415	10001	9877	124	1	6313

I hereby certify that the above
results are true and correct.



Debbie Heller, CEA
Coos County Clerk

Final Official Canvass of Votes

May 15, 2018, Primary Election

All Precincts, All Districts, All ScanStations, All Contests, All Boxes

Total Ballots Cast: 16322, Registered Voters: 43083, Overall Turnout: 37.89%

Judge of the Court of Appeals Position 9 (Vote for 1)

Precinct	Ballots Cast	Reg. Voters	Total Votes	Erika Hadlock	Write-in	Over Votes	Under Votes
Precinct 01	844	1682	373	369	4	0	271
Precinct 02	1310	3001	784	774	10	1	525
Precinct 03	1259	3748	788	777	11	0	471
Precinct 04	1021	2778	628	620	8	0	393
Precinct 05	1429	4495	945	933	12	1	483
Precinct 06	1013	2506	603	600	3	0	410
Precinct 07	1031	3108	622	604	18	0	409
Precinct 08	1361	4222	783	766	17	0	578
Precinct 09	176	441	85	84	1	0	91
Precinct 10	1242	2914	695	687	8	1	546
Precinct 11	957	2210	527	518	9	0	430
Precinct 12	946	2537	586	576	10	0	360
Precinct 13	569	1585	373	366	7	0	196
Precinct 14	786	1887	404	401	3	0	382
Precinct 15	198	558	118	116	2	0	80
Precinct 16	1005	2226	580	571	9	0	425
Precinct 17	1173	2760	623	622	7	0	544
Precinct 18	135	415	113	110	3	0	82
Total	16315	415	9636	9494	142	3	6676

I hereby certify that the above
results are true and correct.

Debbie Heller

Debbie Heller, CEA
Coos County Clerk



Final Official Canvass of Votes


May 15, 2018, Primary Election
All Precincts, All Districts, All ScanStations, All Contests, All Boxes

Total Ballots Cast: 16322, Registered Voters: 43083, Overall Turnout: 37.89%

Judge of the Court of Appeals Position 10 (Vote for 1)

Precinct	Ballots Cast	Reg. Voters	Total Votes	Rex Armstrong	Kyle L. Krohn	Write-in	Over Votes	Under Votes
Precinct 01	644	1692	509	282	227	0	0	135
Precinct 02	1310	3001	1013	631	379	3	0	297
Precinct 03	1259	3748	982	599	379	4	0	277
Precinct 04	1021	2778	803	486	315	2	0	218
Precinct 05	1429	4495	1126	593	432	1	1	302
Precinct 06	1013	2506	759	482	276	1	0	254
Precinct 07	1361	3108	772	496	288	8	0	259
Precinct 08	1361	4222	1043	586	458	4	0	313
Precinct 09	176	441	129	77	51	1	0	47
Precinct 10	1242	2914	941	589	351	1	0	301
Precinct 11	957	2210	738	410	326	2	1	218
Precinct 12	946	2537	739	464	273	2	0	207
Precinct 13	559	1585	469	290	178	3	0	100
Precinct 14	786	1887	556	335	218	3	0	230
Precinct 15	198	558	155	84	71	0	0	43
Precinct 16	1005	2226	793	447	342	4	0	212
Precinct 17	1173	2760	883	525	358	0	2	288
Precinct 18	195	415	162	83	78	1	0	33
Total	16315	415	12577	7559	4978	40	4	3734

I hereby certify that the above results are true and correct.



Debbie Heller

Debbie Heller, CEA
Coos County Clerk

Final Official Canvass of Votes
May 15, 2018, Primary Election
All Precincts, All Districts, All ScanStations, All Contests, All Boxes
Total Ballots Cast: 16322, Registered Voters: 43083, Overall Turnout: 37.89%

Judge of the Circuit Court 15th District Position 5 (Vote for 1)

Precinct	Ballots Cast	Reg. Voters	Total Votes	Brett A. Pruess	James M. Monsebroten	Write-In	Over Votes	Under Votes
Precinct 01	644	1692	524	292	228	4	0	120
Precinct 02	1310	3001	1034	616	464	4	0	226
Precinct 03	1259	3748	1077	569	503	5	1	181
Precinct 04	1021	2776	889	526	360	3	1	131
Precinct 05	1429	4495	1189	716	469	4	1	239
Precinct 06	1013	2506	881	571	307	3	0	132
Precinct 07	1031	3108	861	545	310	6	0	170
Precinct 08	1361	4222	1116	666	444	6	0	245
Precinct 09	176	441	138	80	58	0	0	38
Precinct 10	1242	2914	1029	608	420	1	0	213
Precinct 11	957	2210	768	468	298	2	0	189
Precinct 12	946	2537	773	509	261	3	0	173
Precinct 13	569	1585	486	315	171	0	0	83
Precinct 14	786	1887	567	351	214	2	0	219
Precinct 15	198	558	159	86	73	0	0	39
Precinct 16	1005	2226	812	527	283	2	0	193
Precinct 17	1173	2760	912	577	335	0	2	289
Precinct 18	195	415	165	110	53	2	0	30
Total	16315	415	13430	8132	5251	47	5	2880

I hereby certify that the above
results are true and correct.



Debbie Heller
Debbie Heller, CEA
Coos County Clerk

Final Official Canvass of Votes

May 15, 2018, Primary Election


All Precincts, All Districts, All ScanStations, All Contests, All Boxes

Total Ballots Cast: 16322, Registered Voters: 43083, Overall Turnout: 37.89%

Judge of the Circuit Court 15th District Position 3 (Vote for 1)

Precinct	Ballots Cast	Reg. Voters	Total Votes	Jesse Margolis	Write-in	Over Votes	Under Votes
Precinct 01	644	1692	396	394	2	0	246
Precinct 02	1310	3001	856	847	9	0	454
Precinct 03	1259	3748	822	809	13	0	437
Precinct 04	1021	2778	647	640	7	0	374
Precinct 05	1429	4495	969	956	13	1	459
Precinct 06	1013	2506	628	626	2	0	385
Precinct 07	1031	3108	640	623	17	0	391
Precinct 08	1361	4222	843	825	18	0	518
Precinct 09	176	441	87	85	2	0	89
Precinct 10	1242	2914	752	749	3	0	490
Precinct 11	957	2210	557	551	6	0	400
Precinct 12	946	2537	624	614	10	0	322
Precinct 13	569	1585	387	382	5	0	182
Precinct 14	796	1887	425	423	2	0	361
Precinct 15	198	558	126	124	2	0	72
Precinct 16	1005	2226	629	623	6	0	376
Precinct 17	1173	2760	672	665	7	0	501
Precinct 18	195	415	118	116	2	0	77
Total	16315	4415	10178	10052	126	1	6136

I hereby certify that the above
results are true and correct.



Debbie Heller

Debbie Heller, CEA
Coos County Clerk