

Official Final Results
Statement of Votes Cast by Contests, Precinct
Deschutes County, May 15, 2018 Primary Election
All Precincts, All Districts, All ScanStations, All Contests, All Boxes
Total Ballots Cast: 47426, Registered Voters: 129768, Overall Turnout: 36.55%
50 precincts reported out of 50 total

Page: 1 of 51
2018-06-04
10:44:29

US Representative, 2nd District (DEM) (Vote for 1)

| Precinct | Ballots Cast | Reg. Voters | Total Votes | Eric Burnette | | Michael Byrne | | Tim S White | | Raz Mason | |
|-------------|-----------------|----------------|----------------|---------------|--------|---------------|-------|-------------|--------|-----------|-------|
| Precinct 01 | 720 | 0 | 675 | 6 | 0.89% | 5 | 0.74% | 34 | 5.04% | 18 | 2.67% |
| Precinct 02 | 432 | 0 | 377 | 13 | 3.45% | 11 | 2.92% | 40 | 10.61% | 16 | 4.24% |
| Precinct 03 | 981 | 0 | 921 | 5 | 0.54% | 3 | 0.33% | 27 | 2.93% | 20 | 2.17% |
| Precinct 04 | 689 | 0 | 645 | 17 | 2.64% | 8 | 1.24% | 31 | 4.81% | 16 | 2.48% |
| Precinct 05 | 722 | 0 | 657 | 15 | 2.28% | 15 | 2.28% | 22 | 3.35% | 19 | 2.89% |
| Precinct 06 | 440 | 0 | 398 | 11 | 2.76% | 5 | 1.26% | 13 | 3.27% | 17 | 4.27% |
| Precinct 07 | 452 | 0 | 400 | 9 | 2.25% | 8 | 2.00% | 13 | 3.25% | 14 | 3.50% |
| Precinct 08 | 69 | 0 | 65 | 1 | 1.54% | 1 | 1.54% | 4 | 6.15% | 1 | 1.54% |
| Precinct 09 | 249 | 0 | 220 | 8 | 3.64% | 5 | 2.27% | 15 | 6.82% | 6 | 2.73% |
| Precinct 10 | 79 | 0 | 70 | 4 | 5.71% | 3 | 4.29% | 7 | 10.00% | 3 | 4.29% |
| Precinct 11 | 237 | 0 | 223 | 3 | 1.35% | 6 | 2.69% | 15 | 6.73% | 11 | 4.93% |
| Precinct 12 | 354 | 0 | 307 | 9 | 2.93% | 6 | 1.95% | 24 | 7.82% | 9 | 2.93% |
| Precinct 13 | 177 | 0 | 155 | 3 | 1.94% | 8 | 5.16% | 5 | 3.23% | 8 | 5.16% |
| Precinct 14 | 300 | 0 | 243 | 9 | 3.70% | 9 | 3.70% | 14 | 5.76% | 8 | 3.29% |
| Precinct 15 | 283 | 0 | 230 | 5 | 2.17% | 4 | 1.74% | 19 | 8.26% | 7 | 3.04% |
| Precinct 16 | 295 | 0 | 267 | 4 | 1.50% | 1 | 0.37% | 19 | 7.12% | 16 | 5.99% |
| Precinct 17 | 424 | 0 | 388 | 21 | 5.41% | 25 | 6.44% | 22 | 5.67% | 20 | 5.15% |
| Precinct 18 | 329 | 0 | 310 | 12 | 3.87% | 17 | 5.48% | 22 | 7.10% | 19 | 6.13% |
| Precinct 19 | 108 | 0 | 94 | 8 | 8.51% | 7 | 7.45% | 5 | 5.32% | 2 | 2.13% |
| Precinct 20 | 529 | 0 | 474 | 15 | 3.16% | 7 | 1.48% | 33 | 6.96% | 25 | 5.27% |
| Precinct 21 | 181 | 0 | 158 | 4 | 2.53% | 3 | 1.90% | 7 | 4.43% | 6 | 3.80% |
| Precinct 22 | 60 | 0 | 51 | 0 | 0.00% | 0 | 0.00% | 2 | 3.92% | 5 | 9.80% |
| Precinct 23 | 83 | 0 | 72 | 2 | 2.78% | 4 | 5.56% | 9 | 12.50% | 7 | 9.72% |
| Precinct 24 | 82 | 0 | 67 | 7 | 10.45% | 3 | 4.48% | 3 | 4.48% | 5 | 7.46% |
| Precinct 25 | 475 | 0 | 412 | 8 | 1.94% | 11 | 2.67% | 17 | 4.13% | 17 | 4.13% |
| Precinct 26 | 356 | 0 | 320 | 9 | 2.81% | 8 | 2.50% | 26 | 8.12% | 11 | 3.44% |
| Precinct 27 | 550 | 0 | 505 | 8 | 1.58% | 12 | 2.38% | 14 | 2.77% | 24 | 4.75% |
| Precinct 28 | 429 | 0 | 400 | 10 | 2.50% | 17 | 4.25% | 27 | 6.75% | 21 | 5.25% |
| Precinct 29 | 371 | 0 | 335 | 12 | 3.58% | 14 | 4.18% | 13 | 3.88% | 18 | 5.37% |
| Precinct 30 | 384 | 0 | 316 | 12 | 3.80% | 13 | 4.11% | 16 | 5.06% | 11 | 3.48% |
| Precinct 31 | 471 | 0 | 431 | 14 | 3.25% | 12 | 2.78% | 30 | 6.96% | 21 | 4.87% |
| Precinct 32 | 524 | 0 | 466 | 17 | 3.65% | 7 | 1.50% | 20 | 4.29% | 24 | 5.15% |
| Precinct 33 | 538 | 0 | 458 | 14 | 3.06% | 12 | 2.62% | 16 | 3.49% | 21 | 4.59% |
| Precinct 34 | 485 | 0 | 428 | 17 | 3.97% | 16 | 3.74% | 38 | 8.88% | 11 | 2.57% |
| Precinct 35 | 680 | 0 | 621 | 5 | 0.81% | 10 | 1.61% | 60 | 9.66% | 13 | 2.09% |
| Precinct 36 | 423 | 0 | 385 | 10 | 2.60% | 9 | 2.34% | 18 | 4.68% | 25 | 6.49% |
| Precinct 37 | 192 | 0 | 163 | 2 | 1.23% | 5 | 3.07% | 13 | 7.98% | 8 | 4.91% |
| Precinct 38 | 409 | 0 | 355 | 9 | 2.54% | 20 | 5.63% | 25 | 7.04% | 20 | 5.63% |
| Precinct 39 | 405 | 0 | 346 | 15 | 4.34% | 11 | 3.18% | 19 | 5.49% | 18 | 5.20% |
| Precinct 40 | 130 | 0 | 108 | 8 | 7.41% | 3 | 2.78% | 14 | 12.96% | 3 | 2.78% |
| Precinct 41 | 380 | 0 | 338 | 16 | 4.73% | 4 | 1.18% | 17 | 5.03% | 13 | 3.85% |
| Precinct 42 | 362 | 0 | 323 | 18 | 5.57% | 10 | 3.10% | 13 | 4.02% | 16 | 4.95% |
| Precinct 43 | 317 | 0 | 284 | 6 | 2.11% | 5 | 1.76% | 12 | 4.23% | 1 | 0.35% |
| Precinct 44 | 494 | 0 | 454 | 8 | 1.76% | 14 | 3.08% | 40 | 8.81% | 28 | 6.17% |
| Precinct 45 | 393 | 0 | 315 | 2 | 0.63% | 6 | 1.90% | 15 | 4.76% | 13 | 4.13% |
| Precinct 46 | 342 | 0 | 307 | 6 | 1.95% | 7 | 2.28% | 14 | 4.56% | 10 | 3.26% |
| Precinct 47 | 506 | 0 | 454 | 9 | 1.98% | 2 | 0.44% | 19 | 4.19% | 14 | 3.08% |
| Precinct 48 | 164 | 0 | 147 | 9 | 6.12% | 5 | 3.40% | 14 | 9.52% | 12 | 8.16% |
| Precinct 49 | 148 | 0 | 136 | 2 | 1.47% | 3 | 2.21% | 3 | 2.21% | 5 | 3.68% |
| Precinct 50 | 181 | 0 | 140 | 4 | 2.86% | 7 | 5.00% | 16 | 11.43% | 5 | 3.57% |
| Total | 18384 | 0 | 16414 | 441 | 2.69% | 407 | 2.48% | 934 | 5.69% | 661 | 4.03% |



I, Nancy Blankenship, Deschutes County Clerk, do hereby certify that the votes recorded on this report correctly summarize the tally of votes cast at the May 15, 2018 Primary Election.

Dated this 4th day of June, 2018.

Nancy Blankenship
Nancy Blankenship
Deschutes County Clerk

Official Final Results
Statement of Votes Cast by Contests, Precinct
Deschutes County, May 15, 2018 Primary Election
All Precincts, All Districts, All ScanStations, All Contests, All Boxes
Total Ballots Cast: 47426, Registered Voters: 129768, Overall Turnout: 36.55%
50 precincts reported out of 50 total

Page: 2 of 51
2018-06-04
10:44:29

US Representative, 2nd District (DEM) (Vote for 1)

| Precinct | Ballots Cast | Reg. Voters | Total Votes | Jamie McLeod- Skinner | James (Jim) Crary | Jennifer (Jenni) Neahring | Write-in |
|-------------|-----------------|----------------|----------------|--------------------------|----------------------|------------------------------|-----------|
| Precinct 01 | 720 | 0 | 675 | 450 66.67% | 39 5.78% | 116 17.19% | 7 1.04% |
| Precinct 02 | 432 | 0 | 377 | 125 33.16% | 49 13.00% | 118 31.30% | 5 1.33% |
| Precinct 03 | 981 | 0 | 921 | 735 79.80% | 31 3.37% | 100 10.86% | 0 0.00% |
| Precinct 04 | 689 | 0 | 645 | 402 62.33% | 48 7.44% | 114 17.67% | 9 1.40% |
| Precinct 05 | 722 | 0 | 657 | 355 54.03% | 58 8.83% | 168 25.57% | 5 0.76% |
| Precinct 06 | 440 | 0 | 398 | 228 57.29% | 19 4.77% | 99 24.87% | 6 1.51% |
| Precinct 07 | 452 | 0 | 400 | 226 56.50% | 24 6.00% | 104 26.00% | 2 0.50% |
| Precinct 08 | 69 | 0 | 65 | 35 53.85% | 0 0.00% | 23 35.38% | 0 0.00% |
| Precinct 09 | 249 | 0 | 220 | 93 42.27% | 15 6.82% | 76 34.55% | 2 0.91% |
| Precinct 10 | 79 | 0 | 70 | 26 37.14% | 5 7.14% | 19 27.14% | 3 4.29% |
| Precinct 11 | 237 | 0 | 223 | 136 60.99% | 14 6.28% | 36 16.14% | 2 0.90% |
| Precinct 12 | 354 | 0 | 307 | 137 44.63% | 21 6.84% | 95 30.94% | 6 1.95% |
| Precinct 13 | 177 | 0 | 155 | 61 39.35% | 14 9.03% | 53 34.19% | 3 1.94% |
| Precinct 14 | 300 | 0 | 243 | 118 48.56% | 22 9.05% | 61 25.10% | 2 0.82% |
| Precinct 15 | 283 | 0 | 230 | 92 40.00% | 23 10.00% | 79 34.35% | 1 0.43% |
| Precinct 16 | 295 | 0 | 267 | 103 38.58% | 28 10.49% | 95 35.58% | 1 0.37% |
| Precinct 17 | 424 | 0 | 388 | 119 30.67% | 41 10.57% | 129 33.25% | 11 2.84% |
| Precinct 18 | 329 | 0 | 310 | 113 36.45% | 28 9.03% | 91 29.35% | 8 2.58% |
| Precinct 19 | 108 | 0 | 94 | 37 39.36% | 9 9.57% | 24 25.53% | 2 2.13% |
| Precinct 20 | 529 | 0 | 474 | 232 48.95% | 33 6.96% | 122 25.74% | 7 1.48% |
| Precinct 21 | 181 | 0 | 158 | 90 56.96% | 19 12.03% | 27 17.09% | 2 1.27% |
| Precinct 22 | 60 | 0 | 51 | 13 25.49% | 5 9.80% | 25 49.02% | 1 1.96% |
| Precinct 23 | 83 | 0 | 72 | 10 13.89% | 16 22.22% | 23 31.94% | 1 1.39% |
| Precinct 24 | 82 | 0 | 67 | 22 32.84% | 7 10.45% | 16 23.88% | 4 5.97% |
| Precinct 25 | 475 | 0 | 412 | 194 47.09% | 49 11.89% | 112 27.18% | 4 0.97% |
| Precinct 26 | 356 | 0 | 320 | 156 48.75% | 29 9.06% | 80 25.00% | 1 0.31% |
| Precinct 27 | 550 | 0 | 505 | 313 61.98% | 35 6.93% | 98 19.41% | 1 0.20% |
| Precinct 28 | 429 | 0 | 400 | 168 42.00% | 56 14.00% | 96 24.00% | 5 1.25% |
| Precinct 29 | 371 | 0 | 335 | 109 32.54% | 53 15.82% | 110 32.84% | 6 1.79% |
| Precinct 30 | 384 | 0 | 316 | 158 50.00% | 33 10.44% | 71 22.47% | 2 0.63% |
| Precinct 31 | 471 | 0 | 431 | 157 36.43% | 37 8.58% | 157 36.43% | 3 0.70% |
| Precinct 32 | 524 | 0 | 466 | 236 50.64% | 41 8.80% | 114 24.46% | 7 1.50% |
| Precinct 33 | 538 | 0 | 458 | 200 43.67% | 42 9.17% | 144 31.44% | 9 1.97% |
| Precinct 34 | 485 | 0 | 428 | 183 42.76% | 22 5.14% | 131 30.61% | 10 2.34% |
| Precinct 35 | 680 | 0 | 621 | 342 55.07% | 28 4.51% | 162 26.09% | 1 0.16% |
| Precinct 36 | 423 | 0 | 385 | 156 40.52% | 47 12.21% | 115 29.87% | 5 1.30% |
| Precinct 37 | 192 | 0 | 163 | 91 55.83% | 11 6.75% | 29 17.79% | 4 2.45% |
| Precinct 38 | 409 | 0 | 355 | 143 40.28% | 37 10.42% | 95 26.76% | 6 1.69% |
| Precinct 39 | 405 | 0 | 346 | 140 40.46% | 44 12.72% | 88 25.43% | 11 3.18% |
| Precinct 40 | 130 | 0 | 108 | 35 32.41% | 11 10.19% | 32 29.63% | 2 1.85% |
| Precinct 41 | 380 | 0 | 338 | 152 44.97% | 27 7.99% | 101 29.88% | 8 2.37% |
| Precinct 42 | 362 | 0 | 323 | 140 43.34% | 35 10.84% | 86 26.63% | 5 1.55% |
| Precinct 43 | 317 | 0 | 284 | 158 55.63% | 22 7.75% | 79 27.82% | 1 0.35% |
| Precinct 44 | 494 | 0 | 454 | 225 49.56% | 22 4.85% | 113 24.89% | 4 0.88% |
| Precinct 45 | 393 | 0 | 315 | 147 46.67% | 32 10.16% | 97 30.79% | 3 0.95% |
| Precinct 46 | 342 | 0 | 307 | 182 59.28% | 29 9.45% | 58 18.89% | 1 0.33% |
| Precinct 47 | 506 | 0 | 454 | 226 49.78% | 24 5.29% | 153 33.70% | 7 1.54% |
| Precinct 48 | 164 | 0 | 147 | 44 29.93% | 15 10.20% | 47 31.97% | 1 0.68% |
| Precinct 49 | 148 | 0 | 136 | 90 66.18% | 7 5.15% | 26 19.12% | 0 0.00% |
| Precinct 50 | 181 | 0 | 140 | 33 23.57% | 27 19.29% | 43 30.71% | 5 3.57% |
| Total | 18384 | 0 | 16414 | 8136 49.57% | 1383 8.43% | 4250 25.89% | 202 1.23% |



I, Nancy Blankenship, Deschutes County Clerk, do hereby certify that the votes recorded on this report correctly summarize the tally of votes cast at the May 15, 2018 Primary Election.

Dated this 4th day of June, 2018.

Nancy Blankenship
Nancy Blankenship
Deschutes County Clerk

Official Final Results
Statement of Votes Cast by Contests, Precinct
Deschutes County, May 15, 2018 Primary Election
All Precincts, All Districts, All ScanStations, All Contests, All Boxes
Total Ballots Cast: 47426, Registered Voters: 129768, Overall Turnout: 36.55%
50 precincts reported out of 50 total

Page: 3 of 51
2018-06-04
10:44:29


US Representative, 2nd District (DEM) (Vote for 1)

| Precinct | Ballots Cast | Reg. Voters | Total Votes | Over Votes | Under Votes |
|-------------|-----------------|----------------|----------------|---------------|----------------|
| Precinct 01 | 720 | 0 | 675 | 0 | 45 |
| Precinct 02 | 432 | 0 | 377 | 0 | 55 |
| Precinct 03 | 981 | 0 | 921 | 1 | 59 |
| Precinct 04 | 689 | 0 | 645 | 1 | 43 |
| Precinct 05 | 722 | 0 | 657 | 1 | 64 |
| Precinct 06 | 440 | 0 | 398 | 0 | 42 |
| Precinct 07 | 452 | 0 | 400 | 0 | 52 |
| Precinct 08 | 69 | 0 | 65 | 0 | 4 |
| Precinct 09 | 249 | 0 | 220 | 0 | 29 |
| Precinct 10 | 79 | 0 | 70 | 0 | 9 |
| Precinct 11 | 237 | 0 | 223 | 0 | 14 |
| Precinct 12 | 354 | 0 | 307 | 0 | 47 |
| Precinct 13 | 177 | 0 | 155 | 0 | 22 |
| Precinct 14 | 300 | 0 | 243 | 0 | 57 |
| Precinct 15 | 283 | 0 | 230 | 0 | 53 |
| Precinct 16 | 295 | 0 | 267 | 3 | 25 |
| Precinct 17 | 424 | 0 | 388 | 0 | 36 |
| Precinct 18 | 329 | 0 | 310 | 0 | 19 |
| Precinct 19 | 108 | 0 | 94 | 0 | 14 |
| Precinct 20 | 529 | 0 | 474 | 0 | 55 |
| Precinct 21 | 181 | 0 | 158 | 0 | 23 |
| Precinct 22 | 60 | 0 | 51 | 0 | 9 |
| Precinct 23 | 83 | 0 | 72 | 0 | 11 |
| Precinct 24 | 82 | 0 | 67 | 1 | 14 |
| Precinct 25 | 475 | 0 | 412 | 1 | 62 |
| Precinct 26 | 356 | 0 | 320 | 0 | 36 |
| Precinct 27 | 550 | 0 | 505 | 1 | 44 |
| Precinct 28 | 429 | 0 | 400 | 0 | 29 |
| Precinct 29 | 371 | 0 | 335 | 1 | 35 |
| Precinct 30 | 384 | 0 | 316 | 0 | 68 |
| Precinct 31 | 471 | 0 | 431 | 1 | 39 |
| Precinct 32 | 524 | 0 | 466 | 2 | 56 |
| Precinct 33 | 538 | 0 | 458 | 0 | 80 |
| Precinct 34 | 485 | 0 | 428 | 0 | 57 |
| Precinct 35 | 680 | 0 | 621 | 0 | 59 |
| Precinct 36 | 423 | 0 | 385 | 1 | 37 |
| Precinct 37 | 192 | 0 | 163 | 1 | 28 |
| Precinct 38 | 409 | 0 | 355 | 0 | 54 |
| Precinct 39 | 405 | 0 | 346 | 0 | 59 |
| Precinct 40 | 130 | 0 | 108 | 0 | 22 |
| Precinct 41 | 380 | 0 | 338 | 0 | 42 |
| Precinct 42 | 362 | 0 | 323 | 0 | 39 |
| Precinct 43 | 317 | 0 | 284 | 1 | 32 |
| Precinct 44 | 494 | 0 | 454 | 0 | 40 |
| Precinct 45 | 393 | 0 | 315 | 2 | 76 |
| Precinct 46 | 342 | 0 | 307 | 0 | 35 |
| Precinct 47 | 506 | 0 | 454 | 0 | 52 |
| Precinct 48 | 164 | 0 | 147 | 0 | 17 |
| Precinct 49 | 148 | 0 | 136 | 0 | 12 |
| Precinct 50 | 181 | 0 | 140 | 0 | 41 |
| Total | 18384 | 0 | 16414 | 18 | 1952 |



I, Nancy Blankenship, Deschutes County Clerk, do hereby certify that the votes recorded on this report correctly summarize the tally of votes cast at the May 15, 2018 Primary Election.

Dated this 4th day of June, 2018.


Nancy Blankenship
Deschutes County Clerk

Official Final Results
Statement of Votes Cast by Contests, Precinct
Deschutes County, May 15, 2018 Primary Election
All Precincts, All Districts, All ScanStations, All Contests, All Boxes
Total Ballots Cast: 47426, Registered Voters: 129768, Overall Turnout: 36.55%
50 precincts reported out of 50 total

Page: 4 of 51
2018-06-04
10:44:29


US Representative, 2nd District (REP) (Vote for 1)

| Precinct | Ballots Cast | Reg. Voters | Total Votes | Randy Pollock | | Greg Walden | | Paul J Romero Jr | | Write-in | |
|-------------|-----------------|----------------|----------------|---------------|--------|-------------|--------|------------------|--------|----------|-------|
| Precinct 01 | 292 | 0 | 269 | 11 | 4.09% | 225 | 83.64% | 28 | 10.41% | 5 | 1.86% |
| Precinct 02 | 627 | 0 | 574 | 24 | 4.18% | 487 | 84.84% | 59 | 10.28% | 4 | 0.70% |
| Precinct 03 | 306 | 0 | 276 | 20 | 7.25% | 214 | 77.54% | 39 | 14.13% | 3 | 1.09% |
| Precinct 04 | 306 | 0 | 282 | 10 | 3.55% | 226 | 80.14% | 43 | 15.25% | 3 | 1.06% |
| Precinct 05 | 642 | 0 | 596 | 35 | 5.87% | 474 | 79.53% | 82 | 13.76% | 5 | 0.84% |
| Precinct 06 | 284 | 0 | 266 | 19 | 7.14% | 193 | 72.56% | 51 | 19.17% | 3 | 1.13% |
| Precinct 07 | 174 | 0 | 157 | 15 | 9.55% | 121 | 77.07% | 19 | 12.10% | 2 | 1.27% |
| Precinct 08 | 78 | 0 | 74 | 3 | 4.05% | 60 | 81.08% | 11 | 14.86% | 0 | 0.00% |
| Precinct 09 | 219 | 0 | 208 | 11 | 5.29% | 170 | 81.73% | 27 | 12.98% | 0 | 0.00% |
| Precinct 10 | 232 | 0 | 222 | 12 | 5.41% | 180 | 81.08% | 30 | 13.51% | 0 | 0.00% |
| Precinct 11 | 173 | 0 | 163 | 9 | 5.52% | 134 | 82.21% | 20 | 12.27% | 0 | 0.00% |
| Precinct 12 | 619 | 0 | 575 | 31 | 5.39% | 452 | 78.61% | 89 | 15.48% | 3 | 0.52% |
| Precinct 13 | 283 | 0 | 267 | 13 | 4.87% | 222 | 83.15% | 32 | 11.99% | 0 | 0.00% |
| Precinct 14 | 484 | 0 | 447 | 16 | 3.58% | 367 | 82.10% | 64 | 14.32% | 0 | 0.00% |
| Precinct 15 | 316 | 0 | 290 | 5 | 1.72% | 251 | 86.55% | 33 | 11.38% | 1 | 0.34% |
| Precinct 16 | 361 | 0 | 331 | 14 | 4.23% | 287 | 86.71% | 29 | 8.76% | 1 | 0.30% |
| Precinct 17 | 612 | 0 | 592 | 41 | 6.93% | 461 | 77.87% | 89 | 15.03% | 1 | 0.17% |
| Precinct 18 | 753 | 0 | 707 | 42 | 5.94% | 559 | 79.07% | 103 | 14.57% | 3 | 0.42% |
| Precinct 19 | 254 | 0 | 243 | 13 | 5.35% | 196 | 80.66% | 34 | 13.99% | 0 | 0.00% |
| Precinct 20 | 612 | 0 | 569 | 25 | 4.39% | 445 | 78.21% | 98 | 17.22% | 1 | 0.18% |
| Precinct 21 | 403 | 0 | 378 | 24 | 6.35% | 302 | 79.89% | 52 | 13.76% | 0 | 0.00% |
| Precinct 22 | 98 | 0 | 91 | 4 | 4.40% | 82 | 90.11% | 5 | 5.49% | 0 | 0.00% |
| Precinct 23 | 179 | 0 | 174 | 12 | 6.90% | 112 | 64.37% | 50 | 28.74% | 0 | 0.00% |
| Precinct 24 | 194 | 0 | 178 | 15 | 8.43% | 132 | 74.16% | 31 | 17.42% | 0 | 0.00% |
| Precinct 25 | 375 | 0 | 347 | 29 | 8.36% | 268 | 77.23% | 45 | 12.97% | 5 | 1.44% |
| Precinct 26 | 326 | 0 | 306 | 11 | 3.59% | 246 | 80.39% | 49 | 16.01% | 0 | 0.00% |
| Precinct 27 | 183 | 0 | 169 | 11 | 6.51% | 141 | 83.43% | 16 | 9.47% | 1 | 0.59% |
| Precinct 28 | 723 | 0 | 686 | 40 | 5.83% | 508 | 74.05% | 138 | 20.12% | 0 | 0.00% |
| Precinct 29 | 713 | 0 | 669 | 52 | 7.77% | 493 | 73.69% | 123 | 18.39% | 1 | 0.15% |
| Precinct 30 | 333 | 0 | 305 | 32 | 10.49% | 227 | 74.43% | 45 | 14.75% | 1 | 0.33% |
| Precinct 31 | 996 | 0 | 930 | 41 | 4.41% | 782 | 84.09% | 105 | 11.29% | 2 | 0.22% |
| Precinct 32 | 297 | 0 | 274 | 21 | 7.66% | 211 | 77.01% | 41 | 14.96% | 1 | 0.36% |
| Precinct 33 | 617 | 0 | 570 | 28 | 4.91% | 459 | 80.53% | 82 | 14.39% | 1 | 0.18% |
| Precinct 34 | 447 | 0 | 410 | 28 | 6.83% | 318 | 77.56% | 62 | 15.12% | 2 | 0.49% |
| Precinct 35 | 641 | 0 | 602 | 29 | 4.82% | 522 | 86.71% | 49 | 8.14% | 2 | 0.33% |
| Precinct 36 | 809 | 0 | 757 | 37 | 4.89% | 608 | 80.32% | 112 | 14.80% | 0 | 0.00% |
| Precinct 37 | 224 | 0 | 211 | 16 | 7.58% | 171 | 81.04% | 24 | 11.37% | 0 | 0.00% |
| Precinct 38 | 468 | 0 | 435 | 22 | 5.06% | 340 | 78.16% | 72 | 16.55% | 1 | 0.23% |
| Precinct 39 | 720 | 0 | 654 | 40 | 6.12% | 493 | 75.38% | 120 | 18.35% | 1 | 0.15% |
| Precinct 40 | 259 | 0 | 232 | 18 | 7.76% | 166 | 71.55% | 44 | 18.97% | 4 | 1.72% |
| Precinct 41 | 541 | 0 | 505 | 36 | 7.13% | 416 | 82.38% | 53 | 10.50% | 0 | 0.00% |
| Precinct 42 | 596 | 0 | 564 | 29 | 5.14% | 438 | 77.66% | 97 | 17.20% | 0 | 0.00% |
| Precinct 43 | 466 | 0 | 448 | 23 | 5.13% | 365 | 81.47% | 58 | 12.95% | 2 | 0.45% |
| Precinct 44 | 490 | 0 | 461 | 20 | 4.34% | 383 | 83.08% | 54 | 11.71% | 4 | 0.87% |
| Precinct 45 | 435 | 0 | 395 | 23 | 5.82% | 311 | 78.73% | 60 | 15.19% | 1 | 0.25% |
| Precinct 46 | 295 | 0 | 280 | 12 | 4.29% | 232 | 82.86% | 36 | 12.86% | 0 | 0.00% |
| Precinct 47 | 552 | 0 | 509 | 15 | 2.95% | 454 | 89.19% | 39 | 7.66% | 1 | 0.20% |
| Precinct 48 | 384 | 0 | 362 | 22 | 6.08% | 293 | 80.94% | 46 | 12.71% | 1 | 0.28% |
| Precinct 49 | 171 | 0 | 156 | 7 | 4.49% | 132 | 84.62% | 16 | 10.26% | 1 | 0.64% |
| Precinct 50 | 345 | 0 | 315 | 22 | 6.98% | 212 | 67.30% | 81 | 25.71% | 0 | 0.00% |
| Total | 20907 | 0 | 19481 | 1088 | 5.58% | 15541 | 79.78% | 2785 | 14.30% | 67 | 0.34% |



I, Nancy Blankenship, Deschutes County Clerk, do hereby certify that the votes recorded on this report correctly summarize the tally of votes cast at the May 15, 2018 Primary Election.

Dated this 4th day of June, 2018.


Nancy Blankenship
Deschutes County Clerk

Official Final Results
Statement of Votes Cast by Contests, Precinct
Deschutes County, May 15, 2018 Primary Election
All Precincts, All Districts, All ScanStations, All Contests, All Boxes
Total Ballots Cast: 47426, Registered Voters: 129768, Overall Turnout: 36.55%
50 precincts reported out of 50 total

Page: 5 of 51
2018-06-04
10:44:29

US Representative, 2nd District (REP) (Vote for 1)

| Precinct | Ballots Cast | Reg. Voters | Total Votes | Over Votes | Under Votes |
|-------------|-----------------|----------------|----------------|---------------|----------------|
| Precinct 01 | 292 | 0 | 269 | 0 | 23 |
| Precinct 02 | 627 | 0 | 574 | 0 | 53 |
| Precinct 03 | 306 | 0 | 276 | 0 | 30 |
| Precinct 04 | 306 | 0 | 282 | 0 | 24 |
| Precinct 05 | 642 | 0 | 596 | 0 | 46 |
| Precinct 06 | 284 | 0 | 266 | 0 | 18 |
| Precinct 07 | 174 | 0 | 157 | 1 | 16 |
| Precinct 08 | 78 | 0 | 74 | 0 | 4 |
| Precinct 09 | 219 | 0 | 208 | 0 | 11 |
| Precinct 10 | 232 | 0 | 222 | 0 | 10 |
| Precinct 11 | 173 | 0 | 163 | 0 | 10 |
| Precinct 12 | 619 | 0 | 575 | 0 | 44 |
| Precinct 13 | 283 | 0 | 267 | 0 | 16 |
| Precinct 14 | 484 | 0 | 447 | 0 | 37 |
| Precinct 15 | 316 | 0 | 290 | 0 | 26 |
| Precinct 16 | 361 | 0 | 331 | 0 | 30 |
| Precinct 17 | 612 | 0 | 592 | 0 | 20 |
| Precinct 18 | 753 | 0 | 707 | 0 | 46 |
| Precinct 19 | 254 | 0 | 243 | 0 | 11 |
| Precinct 20 | 612 | 0 | 569 | 0 | 43 |
| Precinct 21 | 403 | 0 | 378 | 0 | 25 |
| Precinct 22 | 98 | 0 | 91 | 0 | 7 |
| Precinct 23 | 179 | 0 | 174 | 0 | 5 |
| Precinct 24 | 194 | 0 | 178 | 0 | 16 |
| Precinct 25 | 375 | 0 | 347 | 0 | 28 |
| Precinct 26 | 326 | 0 | 306 | 0 | 20 |
| Precinct 27 | 183 | 0 | 169 | 0 | 14 |
| Precinct 28 | 723 | 0 | 686 | 0 | 37 |
| Precinct 29 | 713 | 0 | 669 | 0 | 44 |
| Precinct 30 | 333 | 0 | 305 | 0 | 28 |
| Precinct 31 | 996 | 0 | 930 | 0 | 66 |
| Precinct 32 | 297 | 0 | 274 | 0 | 23 |
| Precinct 33 | 617 | 0 | 570 | 0 | 47 |
| Precinct 34 | 447 | 0 | 410 | 0 | 37 |
| Precinct 35 | 641 | 0 | 602 | 0 | 39 |
| Precinct 36 | 809 | 0 | 757 | 0 | 52 |
| Precinct 37 | 224 | 0 | 211 | 0 | 13 |
| Precinct 38 | 468 | 0 | 435 | 0 | 33 |
| Precinct 39 | 720 | 0 | 654 | 0 | 66 |
| Precinct 40 | 259 | 0 | 232 | 0 | 27 |
| Precinct 41 | 541 | 0 | 505 | 0 | 36 |
| Precinct 42 | 596 | 0 | 564 | 0 | 32 |
| Precinct 43 | 466 | 0 | 448 | 0 | 18 |
| Precinct 44 | 490 | 0 | 461 | 0 | 29 |
| Precinct 45 | 435 | 0 | 395 | 0 | 40 |
| Precinct 46 | 295 | 0 | 280 | 0 | 15 |
| Precinct 47 | 552 | 0 | 509 | 0 | 43 |
| Precinct 48 | 384 | 0 | 362 | 0 | 22 |
| Precinct 49 | 171 | 0 | 156 | 0 | 15 |
| Precinct 50 | 345 | 0 | 315 | 0 | 30 |
| Total | 20907 | 0 | 19481 | 1 | 1425 |



I, Nancy Blankenship, Deschutes County Clerk, do hereby certify that the votes recorded on this report correctly summarize the tally of votes cast at the May 15, 2018 Primary Election.

Dated this 4th day of June, 2018.


Nancy Blankenship
Deschutes County Clerk

Official Final Results
Statement of Votes Cast by Contests, Precinct
Deschutes County, May 15, 2018 Primary Election
All Precincts, All Districts, All ScanStations, All Contests, All Boxes
Total Ballots Cast: 47426, Registered Voters: 129768, Overall Turnout: 36.55%
50 precincts reported out of 50 total

Page: 6 of 51
2018-06-04
10:44:29


US Representative, 2nd District (IND) (Vote for 1)

| Precinct | Ballots Cast | Reg. Voters | Total Votes | Mark R Roberts | Write-in | Over Votes | Under Votes |
|-------------|-----------------|----------------|----------------|----------------|------------|---------------|----------------|
| Precinct 01 | 49 | 0 | 25 | 16 64.00% | 9 36.00% | 0 | 24 |
| Precinct 02 | 73 | 0 | 43 | 27 62.79% | 16 37.21% | 0 | 30 |
| Precinct 03 | 98 | 0 | 58 | 36 62.07% | 22 37.93% | 0 | 40 |
| Precinct 04 | 45 | 0 | 28 | 15 53.57% | 13 46.43% | 0 | 17 |
| Precinct 05 | 60 | 0 | 28 | 18 64.29% | 10 35.71% | 0 | 32 |
| Precinct 06 | 48 | 0 | 29 | 18 62.07% | 11 37.93% | 0 | 19 |
| Precinct 07 | 33 | 0 | 19 | 13 68.42% | 6 31.58% | 0 | 14 |
| Precinct 08 | 7 | 0 | 2 | 1 50.00% | 1 50.00% | 0 | 5 |
| Precinct 09 | 27 | 0 | 21 | 15 71.43% | 6 28.57% | 0 | 6 |
| Precinct 10 | 13 | 0 | 10 | 5 50.00% | 5 50.00% | 0 | 3 |
| Precinct 11 | 20 | 0 | 14 | 8 57.14% | 6 42.86% | 0 | 6 |
| Precinct 12 | 38 | 0 | 22 | 10 45.45% | 12 54.55% | 0 | 16 |
| Precinct 13 | 14 | 0 | 10 | 4 40.00% | 6 60.00% | 0 | 4 |
| Precinct 14 | 34 | 0 | 20 | 14 70.00% | 6 30.00% | 0 | 14 |
| Precinct 15 | 28 | 0 | 14 | 9 64.29% | 5 35.71% | 0 | 14 |
| Precinct 16 | 32 | 0 | 19 | 10 52.63% | 9 47.37% | 0 | 13 |
| Precinct 17 | 46 | 0 | 33 | 24 72.73% | 9 27.27% | 0 | 13 |
| Precinct 18 | 44 | 0 | 32 | 21 65.62% | 11 34.38% | 0 | 12 |
| Precinct 19 | 16 | 0 | 13 | 11 84.62% | 2 15.38% | 0 | 3 |
| Precinct 20 | 75 | 0 | 42 | 27 64.29% | 15 35.71% | 0 | 33 |
| Precinct 21 | 27 | 0 | 18 | 14 77.78% | 4 22.22% | 0 | 9 |
| Precinct 22 | 14 | 0 | 5 | 4 80.00% | 1 20.00% | 0 | 9 |
| Precinct 23 | 30 | 0 | 17 | 14 82.35% | 3 17.65% | 0 | 13 |
| Precinct 24 | 25 | 0 | 14 | 11 78.57% | 3 21.43% | 0 | 11 |
| Precinct 25 | 54 | 0 | 30 | 16 53.33% | 14 46.67% | 0 | 24 |
| Precinct 26 | 38 | 0 | 23 | 15 65.22% | 8 34.78% | 0 | 15 |
| Precinct 27 | 38 | 0 | 23 | 11 47.83% | 12 52.17% | 0 | 15 |
| Precinct 28 | 73 | 0 | 56 | 43 76.79% | 13 23.21% | 0 | 17 |
| Precinct 29 | 65 | 0 | 48 | 34 70.83% | 14 29.17% | 0 | 17 |
| Precinct 30 | 54 | 0 | 32 | 22 68.75% | 10 31.25% | 0 | 22 |
| Precinct 31 | 69 | 0 | 50 | 32 64.00% | 18 36.00% | 0 | 19 |
| Precinct 32 | 46 | 0 | 30 | 18 60.00% | 12 40.00% | 0 | 16 |
| Precinct 33 | 58 | 0 | 36 | 23 63.89% | 13 36.11% | 0 | 22 |
| Precinct 34 | 44 | 0 | 27 | 19 70.37% | 8 29.63% | 0 | 17 |
| Precinct 35 | 91 | 0 | 51 | 25 49.02% | 26 50.98% | 0 | 40 |
| Precinct 36 | 76 | 0 | 48 | 31 64.58% | 17 35.42% | 0 | 28 |
| Precinct 37 | 16 | 0 | 13 | 6 46.15% | 7 53.85% | 0 | 3 |
| Precinct 38 | 49 | 0 | 34 | 26 76.47% | 8 23.53% | 0 | 15 |
| Precinct 39 | 88 | 0 | 56 | 35 62.50% | 21 37.50% | 0 | 32 |
| Precinct 40 | 24 | 0 | 19 | 13 68.42% | 6 31.58% | 0 | 5 |
| Precinct 41 | 57 | 0 | 37 | 21 56.76% | 16 43.24% | 0 | 20 |
| Precinct 42 | 42 | 0 | 32 | 20 62.50% | 12 37.50% | 0 | 10 |
| Precinct 43 | 38 | 0 | 18 | 11 61.11% | 7 38.89% | 0 | 20 |
| Precinct 44 | 59 | 0 | 39 | 24 61.54% | 15 38.46% | 0 | 20 |
| Precinct 45 | 46 | 0 | 15 | 13 86.67% | 2 13.33% | 0 | 31 |
| Precinct 46 | 28 | 0 | 19 | 9 47.37% | 10 52.63% | 0 | 9 |
| Precinct 47 | 68 | 0 | 31 | 14 45.16% | 17 54.84% | 0 | 37 |
| Precinct 48 | 21 | 0 | 13 | 8 61.54% | 5 38.46% | 0 | 8 |
| Precinct 49 | 23 | 0 | 15 | 8 53.33% | 7 46.67% | 0 | 8 |
| Precinct 50 | 28 | 0 | 20 | 13 65.00% | 7 35.00% | 0 | 8 |
| Total | 2189 | 0 | 1351 | 855 63.29% | 496 36.71% | 0 | 838 |



I, Nancy Blankenship, Deschutes County Clerk, do hereby certify that the votes recorded on this report correctly summarize the tally of votes cast at the May 15, 2018 Primary Election.

Dated this 4th day of June, 2018.


Nancy Blankenship
Deschutes County Clerk

Official Final Results
Statement of Votes Cast by Contests, Precinct
Deschutes County, May 15, 2018 Primary Election
All Precincts, All Districts, All ScanStations, All Contests, All Boxes
Total Ballots Cast: 47426, Registered Voters: 129768, Overall Turnout: 36.55%
50 precincts reported out of 50 total

Page: 7 of 51
2018-06-04
10:44:29

Governor (DEM) (Vote for 1)

| Precinct | Ballots Cast | Reg. Voters | Total Votes | Ed Jones | | Kate Brown | | Candace Neville | | Write-in | |
|-------------|-----------------|----------------|----------------|----------|--------|------------|--------|-----------------|--------|----------|--------|
| Precinct 01 | 717 | 0 | 689 | 19 | 2.76% | 633 | 91.87% | 27 | 3.92% | 10 | 1.45% |
| Precinct 02 | 432 | 0 | 408 | 27 | 6.62% | 336 | 82.35% | 30 | 7.35% | 15 | 3.68% |
| Precinct 03 | 981 | 0 | 929 | 16 | 1.72% | 873 | 93.97% | 27 | 2.91% | 13 | 1.40% |
| Precinct 04 | 688 | 0 | 663 | 15 | 2.26% | 624 | 94.12% | 12 | 1.81% | 12 | 1.81% |
| Precinct 05 | 722 | 0 | 693 | 27 | 3.90% | 630 | 90.91% | 26 | 3.75% | 10 | 1.44% |
| Precinct 06 | 437 | 0 | 416 | 15 | 3.61% | 369 | 88.70% | 22 | 5.29% | 10 | 2.40% |
| Precinct 07 | 452 | 0 | 422 | 12 | 2.84% | 389 | 92.18% | 15 | 3.55% | 6 | 1.42% |
| Precinct 08 | 69 | 0 | 64 | 2 | 3.12% | 57 | 89.06% | 4 | 6.25% | 1 | 1.56% |
| Precinct 09 | 249 | 0 | 235 | 6 | 2.55% | 208 | 88.51% | 13 | 5.53% | 8 | 3.40% |
| Precinct 10 | 79 | 0 | 77 | 4 | 5.19% | 64 | 83.12% | 5 | 6.49% | 4 | 5.19% |
| Precinct 11 | 236 | 0 | 229 | 2 | 0.87% | 209 | 91.27% | 10 | 4.37% | 8 | 3.49% |
| Precinct 12 | 354 | 0 | 324 | 20 | 6.17% | 266 | 82.10% | 25 | 7.72% | 13 | 4.01% |
| Precinct 13 | 177 | 0 | 167 | 7 | 4.19% | 142 | 85.03% | 14 | 8.38% | 4 | 2.40% |
| Precinct 14 | 300 | 0 | 274 | 20 | 7.30% | 230 | 83.94% | 14 | 5.11% | 10 | 3.65% |
| Precinct 15 | 283 | 0 | 257 | 12 | 4.67% | 227 | 88.33% | 12 | 4.67% | 6 | 2.33% |
| Precinct 16 | 293 | 0 | 286 | 8 | 2.80% | 253 | 88.46% | 20 | 6.99% | 5 | 1.75% |
| Precinct 17 | 424 | 0 | 406 | 45 | 11.08% | 305 | 75.12% | 31 | 7.64% | 25 | 6.16% |
| Precinct 18 | 329 | 0 | 319 | 28 | 8.78% | 246 | 77.12% | 24 | 7.52% | 21 | 6.58% |
| Precinct 19 | 108 | 0 | 105 | 10 | 9.52% | 77 | 73.33% | 10 | 9.52% | 8 | 7.62% |
| Precinct 20 | 529 | 0 | 512 | 16 | 3.12% | 444 | 86.72% | 32 | 6.25% | 20 | 3.91% |
| Precinct 21 | 181 | 0 | 169 | 11 | 6.51% | 134 | 79.29% | 15 | 8.88% | 9 | 5.33% |
| Precinct 22 | 60 | 0 | 58 | 4 | 6.90% | 52 | 89.66% | 1 | 1.72% | 1 | 1.72% |
| Precinct 23 | 83 | 0 | 79 | 13 | 16.46% | 47 | 59.49% | 10 | 12.66% | 9 | 11.39% |
| Precinct 24 | 82 | 0 | 75 | 11 | 14.67% | 50 | 66.67% | 6 | 8.00% | 8 | 10.67% |
| Precinct 25 | 475 | 0 | 441 | 25 | 5.67% | 386 | 87.53% | 22 | 4.99% | 8 | 1.81% |
| Precinct 26 | 356 | 0 | 333 | 12 | 3.60% | 296 | 88.89% | 18 | 5.41% | 7 | 2.10% |
| Precinct 27 | 550 | 0 | 522 | 6 | 1.15% | 494 | 94.64% | 11 | 2.11% | 11 | 2.11% |
| Precinct 28 | 428 | 0 | 416 | 39 | 9.38% | 317 | 76.20% | 43 | 10.34% | 17 | 4.09% |
| Precinct 29 | 369 | 0 | 357 | 45 | 12.61% | 248 | 69.47% | 53 | 14.85% | 11 | 3.08% |
| Precinct 30 | 384 | 0 | 348 | 14 | 4.02% | 314 | 90.23% | 17 | 4.89% | 3 | 0.86% |
| Precinct 31 | 470 | 0 | 449 | 27 | 6.01% | 390 | 86.86% | 24 | 5.35% | 8 | 1.78% |
| Precinct 32 | 524 | 0 | 490 | 24 | 4.90% | 421 | 85.92% | 33 | 6.73% | 12 | 2.45% |
| Precinct 33 | 538 | 0 | 504 | 20 | 3.97% | 427 | 84.72% | 38 | 7.54% | 19 | 3.77% |
| Precinct 34 | 484 | 0 | 459 | 40 | 8.71% | 367 | 79.96% | 34 | 7.41% | 18 | 3.92% |
| Precinct 35 | 680 | 0 | 635 | 14 | 2.20% | 598 | 94.17% | 15 | 2.36% | 8 | 1.26% |
| Precinct 36 | 423 | 0 | 402 | 19 | 4.73% | 329 | 81.84% | 40 | 9.95% | 14 | 3.48% |
| Precinct 37 | 192 | 0 | 183 | 7 | 3.83% | 157 | 85.79% | 11 | 6.01% | 8 | 4.37% |
| Precinct 38 | 409 | 0 | 378 | 25 | 6.61% | 301 | 79.63% | 38 | 10.05% | 14 | 3.70% |
| Precinct 39 | 405 | 0 | 388 | 39 | 10.05% | 300 | 77.32% | 29 | 7.47% | 20 | 5.15% |
| Precinct 40 | 130 | 0 | 123 | 31 | 25.20% | 73 | 59.35% | 12 | 9.76% | 7 | 5.69% |
| Precinct 41 | 380 | 0 | 354 | 19 | 5.37% | 290 | 81.92% | 21 | 5.93% | 24 | 6.78% |
| Precinct 42 | 362 | 0 | 351 | 28 | 7.98% | 268 | 76.35% | 43 | 12.25% | 12 | 3.42% |
| Precinct 43 | 317 | 0 | 294 | 14 | 4.76% | 259 | 88.10% | 15 | 5.10% | 6 | 2.04% |
| Precinct 44 | 494 | 0 | 464 | 25 | 5.39% | 403 | 86.85% | 21 | 4.53% | 15 | 3.23% |
| Precinct 45 | 393 | 0 | 355 | 13 | 3.66% | 306 | 86.20% | 26 | 7.32% | 10 | 2.82% |
| Precinct 46 | 342 | 0 | 318 | 12 | 3.77% | 286 | 89.94% | 14 | 4.40% | 6 | 1.89% |
| Precinct 47 | 506 | 0 | 478 | 10 | 2.09% | 429 | 89.75% | 25 | 5.23% | 14 | 2.93% |
| Precinct 48 | 164 | 0 | 153 | 18 | 11.76% | 112 | 73.20% | 14 | 9.15% | 9 | 5.88% |
| Precinct 49 | 148 | 0 | 137 | 2 | 1.46% | 124 | 90.51% | 8 | 5.84% | 3 | 2.19% |
| Precinct 50 | 181 | 0 | 159 | 26 | 16.35% | 102 | 64.15% | 15 | 9.43% | 16 | 10.06% |
| Total | 18369 | 0 | 17347 | 904 | 5.21% | 14862 | 85.67% | 1045 | 6.02% | 536 | 3.09% |



I, Nancy Blankenship, Deschutes County Clerk, do hereby certify that the votes recorded on this report correctly summarize the tally of votes cast at the May 15, 2018 Primary Election.

Dated this 4th day of June, 2018.


Nancy Blankenship
Deschutes County Clerk

Official Final Results
Statement of Votes Cast by Contests, Precinct
Deschutes County, May 15, 2018 Primary Election
All Precincts, All Districts, All ScanStations, All Contests, All Boxes
Total Ballots Cast: 47426, Registered Voters: 129768, Overall Turnout: 36.55%
50 precincts reported out of 50 total

Page: 8 of 51
2018-06-04
10:44:29

Governor (DEM) (Vote for 1)

| Precinct | Ballots Cast | Reg. Voters | Total Votes | Over Votes | Under Votes |
|-------------|-----------------|----------------|----------------|---------------|----------------|
| Precinct 01 | 717 | 0 | 689 | 0 | 28 |
| Precinct 02 | 432 | 0 | 408 | 0 | 24 |
| Precinct 03 | 981 | 0 | 929 | 0 | 52 |
| Precinct 04 | 688 | 0 | 663 | 0 | 25 |
| Precinct 05 | 722 | 0 | 693 | 0 | 29 |
| Precinct 06 | 437 | 0 | 416 | 0 | 21 |
| Precinct 07 | 452 | 0 | 422 | 0 | 30 |
| Precinct 08 | 69 | 0 | 64 | 0 | 5 |
| Precinct 09 | 249 | 0 | 235 | 0 | 14 |
| Precinct 10 | 79 | 0 | 77 | 0 | 2 |
| Precinct 11 | 236 | 0 | 229 | 0 | 7 |
| Precinct 12 | 354 | 0 | 324 | 0 | 30 |
| Precinct 13 | 177 | 0 | 167 | 0 | 10 |
| Precinct 14 | 300 | 0 | 274 | 0 | 26 |
| Precinct 15 | 283 | 0 | 257 | 0 | 26 |
| Precinct 16 | 293 | 0 | 286 | 0 | 7 |
| Precinct 17 | 424 | 0 | 406 | 0 | 18 |
| Precinct 18 | 329 | 0 | 319 | 0 | 10 |
| Precinct 19 | 108 | 0 | 105 | 0 | 3 |
| Precinct 20 | 529 | 0 | 512 | 0 | 17 |
| Precinct 21 | 181 | 0 | 169 | 0 | 12 |
| Precinct 22 | 60 | 0 | 58 | 0 | 2 |
| Precinct 23 | 83 | 0 | 79 | 0 | 4 |
| Precinct 24 | 82 | 0 | 75 | 0 | 7 |
| Precinct 25 | 475 | 0 | 441 | 0 | 34 |
| Precinct 26 | 356 | 0 | 333 | 0 | 23 |
| Precinct 27 | 550 | 0 | 522 | 0 | 28 |
| Precinct 28 | 428 | 0 | 416 | 0 | 12 |
| Precinct 29 | 369 | 0 | 357 | 0 | 12 |
| Precinct 30 | 384 | 0 | 348 | 0 | 36 |
| Precinct 31 | 470 | 0 | 449 | 0 | 21 |
| Precinct 32 | 524 | 0 | 490 | 0 | 34 |
| Precinct 33 | 538 | 0 | 504 | 0 | 34 |
| Precinct 34 | 484 | 0 | 459 | 0 | 25 |
| Precinct 35 | 680 | 0 | 635 | 0 | 45 |
| Precinct 36 | 423 | 0 | 402 | 0 | 21 |
| Precinct 37 | 192 | 0 | 183 | 0 | 9 |
| Precinct 38 | 409 | 0 | 378 | 0 | 31 |
| Precinct 39 | 405 | 0 | 388 | 0 | 17 |
| Precinct 40 | 130 | 0 | 123 | 0 | 7 |
| Precinct 41 | 380 | 0 | 354 | 0 | 26 |
| Precinct 42 | 362 | 0 | 351 | 0 | 11 |
| Precinct 43 | 317 | 0 | 294 | 0 | 23 |
| Precinct 44 | 494 | 0 | 464 | 0 | 30 |
| Precinct 45 | 393 | 0 | 355 | 0 | 38 |
| Precinct 46 | 342 | 0 | 318 | 0 | 24 |
| Precinct 47 | 506 | 0 | 478 | 0 | 28 |
| Precinct 48 | 164 | 0 | 153 | 0 | 11 |
| Precinct 49 | 148 | 0 | 137 | 0 | 11 |
| Precinct 50 | 181 | 0 | 159 | 0 | 22 |
| Total | 18369 | 0 | 17347 | 0 | 1022 |

I, Nancy Blankenship, Deschutes County Clerk, do hereby certify that the votes recorded on this report correctly summarize the tally of votes cast at the May 15, 2018 Primary Election.

Dated this 4th day of June, 2018.


Nancy Blankenship
Deschutes County Clerk




Official Final Results
Statement of Votes Cast by Contests, Precinct
Deschutes County, May 15, 2018 Primary Election
All Precincts, All Districts, All ScanStations, All Contests, All Boxes
Total Ballots Cast: 47426, Registered Voters: 129768, Overall Turnout: 36.55%
50 precincts reported out of 50 total

Page: 9 of 51
2018-06-04
10:44:29

Governor (REP) (Vote for 1)

| Precinct | Ballots Cast | Reg. Voters | Total Votes | Knutie Buehler | | Keenan W Bohach | | Greg C Wooldridge | | Jonathan I Edwards III | |
|-------------|-----------------|----------------|----------------|----------------|--------|--------------------|-------|----------------------|--------|---------------------------|-------|
| Precinct 01 | 292 | 0 | 285 | 220 | 77.19% | 0 | 0.00% | 14 | 4.91% | 0 | 0.00% |
| Precinct 02 | 627 | 0 | 614 | 424 | 69.06% | 2 | 0.33% | 59 | 9.61% | 0 | 0.00% |
| Precinct 03 | 306 | 0 | 295 | 237 | 80.34% | 0 | 0.00% | 17 | 5.76% | 0 | 0.00% |
| Precinct 04 | 306 | 0 | 290 | 183 | 63.10% | 0 | 0.00% | 34 | 11.72% | 0 | 0.00% |
| Precinct 05 | 642 | 0 | 627 | 426 | 67.94% | 4 | 0.64% | 73 | 11.64% | 1 | 0.16% |
| Precinct 06 | 283 | 0 | 279 | 156 | 55.91% | 2 | 0.72% | 43 | 15.41% | 0 | 0.00% |
| Precinct 07 | 174 | 0 | 168 | 131 | 77.98% | 0 | 0.00% | 7 | 4.17% | 0 | 0.00% |
| Precinct 08 | 78 | 0 | 77 | 66 | 85.71% | 0 | 0.00% | 4 | 5.19% | 0 | 0.00% |
| Precinct 09 | 219 | 0 | 215 | 130 | 60.47% | 0 | 0.00% | 23 | 10.70% | 1 | 0.47% |
| Precinct 10 | 232 | 0 | 228 | 103 | 45.18% | 0 | 0.00% | 21 | 9.21% | 0 | 0.00% |
| Precinct 11 | 173 | 0 | 169 | 115 | 68.05% | 0 | 0.00% | 13 | 7.69% | 0 | 0.00% |
| Precinct 12 | 619 | 0 | 606 | 366 | 60.40% | 1 | 0.17% | 64 | 10.56% | 1 | 0.17% |
| Precinct 13 | 283 | 0 | 276 | 173 | 62.68% | 0 | 0.00% | 27 | 9.78% | 0 | 0.00% |
| Precinct 14 | 484 | 0 | 466 | 235 | 50.43% | 0 | 0.00% | 48 | 10.30% | 1 | 0.21% |
| Precinct 15 | 316 | 0 | 311 | 185 | 59.49% | 1 | 0.32% | 29 | 9.32% | 0 | 0.00% |
| Precinct 16 | 361 | 0 | 350 | 281 | 80.29% | 1 | 0.29% | 25 | 7.14% | 1 | 0.29% |
| Precinct 17 | 612 | 0 | 606 | 308 | 50.83% | 0 | 0.00% | 102 | 16.83% | 1 | 0.17% |
| Precinct 18 | 753 | 0 | 743 | 395 | 53.16% | 0 | 0.00% | 100 | 13.46% | 1 | 0.13% |
| Precinct 19 | 254 | 0 | 252 | 131 | 51.98% | 0 | 0.00% | 46 | 18.25% | 0 | 0.00% |
| Precinct 20 | 612 | 0 | 601 | 356 | 59.23% | 0 | 0.00% | 82 | 13.64% | 0 | 0.00% |
| Precinct 21 | 403 | 0 | 394 | 224 | 56.85% | 1 | 0.25% | 47 | 11.93% | 0 | 0.00% |
| Precinct 22 | 98 | 0 | 96 | 82 | 85.42% | 0 | 0.00% | 4 | 4.17% | 0 | 0.00% |
| Precinct 23 | 179 | 0 | 177 | 94 | 53.11% | 0 | 0.00% | 22 | 12.43% | 1 | 0.56% |
| Precinct 24 | 194 | 0 | 188 | 96 | 51.06% | 0 | 0.00% | 20 | 10.64% | 0 | 0.00% |
| Precinct 25 | 375 | 0 | 365 | 221 | 60.55% | 0 | 0.00% | 56 | 15.34% | 0 | 0.00% |
| Precinct 26 | 326 | 0 | 325 | 184 | 56.62% | 0 | 0.00% | 46 | 14.15% | 0 | 0.00% |
| Precinct 27 | 183 | 0 | 176 | 142 | 80.68% | 0 | 0.00% | 4 | 2.27% | 0 | 0.00% |
| Precinct 28 | 722 | 0 | 710 | 312 | 43.94% | 0 | 0.00% | 135 | 19.01% | 0 | 0.00% |
| Precinct 29 | 713 | 0 | 700 | 339 | 48.43% | 1 | 0.14% | 110 | 15.71% | 2 | 0.29% |
| Precinct 30 | 333 | 0 | 318 | 188 | 59.12% | 0 | 0.00% | 39 | 12.26% | 1 | 0.31% |
| Precinct 31 | 996 | 0 | 980 | 623 | 63.57% | 0 | 0.00% | 130 | 13.27% | 0 | 0.00% |
| Precinct 32 | 297 | 0 | 284 | 171 | 60.21% | 0 | 0.00% | 39 | 13.73% | 1 | 0.35% |
| Precinct 33 | 617 | 0 | 602 | 390 | 64.78% | 2 | 0.33% | 65 | 10.80% | 0 | 0.00% |
| Precinct 34 | 447 | 0 | 433 | 264 | 60.97% | 1 | 0.23% | 50 | 11.55% | 0 | 0.00% |
| Precinct 35 | 641 | 0 | 627 | 524 | 83.57% | 0 | 0.00% | 28 | 4.47% | 0 | 0.00% |
| Precinct 36 | 809 | 0 | 797 | 437 | 54.83% | 2 | 0.25% | 137 | 17.19% | 2 | 0.25% |
| Precinct 37 | 224 | 0 | 222 | 143 | 64.41% | 0 | 0.00% | 28 | 12.61% | 0 | 0.00% |
| Precinct 38 | 468 | 0 | 461 | 281 | 60.95% | 0 | 0.00% | 50 | 10.85% | 0 | 0.00% |
| Precinct 39 | 720 | 0 | 687 | 383 | 55.75% | 1 | 0.15% | 68 | 9.90% | 0 | 0.00% |
| Precinct 40 | 259 | 0 | 249 | 124 | 49.80% | 1 | 0.40% | 38 | 15.26% | 0 | 0.00% |
| Precinct 41 | 541 | 0 | 524 | 296 | 56.49% | 2 | 0.38% | 63 | 12.02% | 3 | 0.57% |
| Precinct 42 | 596 | 0 | 575 | 272 | 47.30% | 1 | 0.17% | 78 | 13.57% | 0 | 0.00% |
| Precinct 43 | 466 | 0 | 464 | 293 | 63.15% | 0 | 0.00% | 42 | 9.05% | 0 | 0.00% |
| Precinct 44 | 490 | 0 | 477 | 296 | 62.05% | 2 | 0.42% | 65 | 13.63% | 2 | 0.42% |
| Precinct 45 | 435 | 0 | 411 | 230 | 55.96% | 0 | 0.00% | 48 | 11.68% | 0 | 0.00% |
| Precinct 46 | 295 | 0 | 286 | 183 | 63.99% | 0 | 0.00% | 26 | 9.09% | 0 | 0.00% |
| Precinct 47 | 552 | 0 | 538 | 451 | 83.83% | 1 | 0.19% | 27 | 5.02% | 0 | 0.00% |
| Precinct 48 | 384 | 0 | 379 | 189 | 49.87% | 0 | 0.00% | 62 | 16.36% | 0 | 0.00% |
| Precinct 49 | 171 | 0 | 167 | 126 | 75.45% | 0 | 0.00% | 13 | 7.78% | 0 | 0.00% |
| Precinct 50 | 345 | 0 | 334 | 191 | 57.19% | 0 | 0.00% | 33 | 9.88% | 1 | 0.30% |
| Total | 20905 | 0 | 20404 | 12370 | 60.63% | 26 | 0.13% | 2404 | 11.78% | 20 | 0.10% |



I, Nancy Blankenship, Deschutes County Clerk, do hereby certify that the votes recorded on this report correctly summarize the tally of votes cast at the May 15, 2018 Primary Election.

Dated this 4th day of June, 2018.

Nancy Blankenship
Deschutes County Clerk

Official Final Results
Statement of Votes Cast by Contests, Precinct
Deschutes County, May 15, 2018 Primary Election
All Precincts, All Districts, All ScanStations, All Contests, All Boxes
Total Ballots Cast: 47426, Registered Voters: 129768, Overall Turnout: 36.55%
50 precincts reported out of 50 total

Page: 10 of 51
2018-06-04
10:44:29


Governor (REP) (Vote for 1)

| Precinct | Ballots Cast | Reg. Voters | Total Votes | David W Stauffer | | Jeff Smith | | Jack W Tacy | | Brett Hyland | |
|-------------|-----------------|----------------|----------------|------------------|-------|------------|-------|-------------|-------|--------------|-------|
| Precinct 01 | 292 | 0 | 285 | 1 | 0.35% | 3 | 1.05% | 1 | 0.35% | 0 | 0.00% |
| Precinct 02 | 627 | 0 | 614 | 2 | 0.33% | 2 | 0.33% | 0 | 0.00% | 1 | 0.16% |
| Precinct 03 | 306 | 0 | 295 | 1 | 0.34% | 2 | 0.68% | 0 | 0.00% | 1 | 0.34% |
| Precinct 04 | 306 | 0 | 290 | 2 | 0.69% | 2 | 0.69% | 1 | 0.34% | 1 | 0.34% |
| Precinct 05 | 642 | 0 | 627 | 5 | 0.80% | 5 | 0.80% | 0 | 0.00% | 0 | 0.00% |
| Precinct 06 | 283 | 0 | 279 | 3 | 1.08% | 2 | 0.72% | 0 | 0.00% | 0 | 0.00% |
| Precinct 07 | 174 | 0 | 168 | 2 | 1.19% | 2 | 1.19% | 0 | 0.00% | 0 | 0.00% |
| Precinct 08 | 78 | 0 | 77 | 1 | 1.30% | 0 | 0.00% | 0 | 0.00% | 0 | 0.00% |
| Precinct 09 | 219 | 0 | 215 | 1 | 0.47% | 1 | 0.47% | 1 | 0.47% | 0 | 0.00% |
| Precinct 10 | 232 | 0 | 228 | 0 | 0.00% | 1 | 0.44% | 0 | 0.00% | 1 | 0.44% |
| Precinct 11 | 173 | 0 | 169 | 3 | 1.78% | 1 | 0.59% | 0 | 0.00% | 0 | 0.00% |
| Precinct 12 | 619 | 0 | 606 | 0 | 0.00% | 4 | 0.66% | 0 | 0.00% | 1 | 0.17% |
| Precinct 13 | 283 | 0 | 276 | 2 | 0.72% | 1 | 0.36% | 0 | 0.00% | 0 | 0.00% |
| Precinct 14 | 484 | 0 | 466 | 0 | 0.00% | 4 | 0.86% | 0 | 0.00% | 0 | 0.00% |
| Precinct 15 | 316 | 0 | 311 | 0 | 0.00% | 4 | 1.29% | 0 | 0.00% | 1 | 0.32% |
| Precinct 16 | 361 | 0 | 350 | 2 | 0.57% | 5 | 1.43% | 0 | 0.00% | 0 | 0.00% |
| Precinct 17 | 612 | 0 | 606 | 1 | 0.17% | 3 | 0.50% | 0 | 0.00% | 0 | 0.00% |
| Precinct 18 | 753 | 0 | 743 | 3 | 0.40% | 8 | 1.08% | 0 | 0.00% | 1 | 0.13% |
| Precinct 19 | 254 | 0 | 252 | 0 | 0.00% | 0 | 0.00% | 1 | 0.40% | 0 | 0.00% |
| Precinct 20 | 612 | 0 | 601 | 2 | 0.33% | 2 | 0.33% | 3 | 0.50% | 0 | 0.00% |
| Precinct 21 | 403 | 0 | 394 | 2 | 0.51% | 3 | 0.76% | 0 | 0.00% | 0 | 0.00% |
| Precinct 22 | 98 | 0 | 96 | 1 | 1.04% | 1 | 1.04% | 0 | 0.00% | 0 | 0.00% |
| Precinct 23 | 179 | 0 | 177 | 0 | 0.00% | 2 | 1.13% | 0 | 0.00% | 0 | 0.00% |
| Precinct 24 | 194 | 0 | 188 | 0 | 0.00% | 0 | 0.00% | 0 | 0.00% | 0 | 0.00% |
| Precinct 25 | 375 | 0 | 365 | 0 | 0.00% | 2 | 0.55% | 0 | 0.00% | 0 | 0.00% |
| Precinct 26 | 326 | 0 | 325 | 0 | 0.00% | 1 | 0.31% | 0 | 0.00% | 0 | 0.00% |
| Precinct 27 | 183 | 0 | 176 | 0 | 0.00% | 2 | 1.14% | 0 | 0.00% | 0 | 0.00% |
| Precinct 28 | 722 | 0 | 710 | 5 | 0.70% | 4 | 0.56% | 0 | 0.00% | 1 | 0.14% |
| Precinct 29 | 713 | 0 | 700 | 0 | 0.00% | 8 | 1.14% | 0 | 0.00% | 0 | 0.00% |
| Precinct 30 | 333 | 0 | 318 | 1 | 0.31% | 2 | 0.63% | 0 | 0.00% | 0 | 0.00% |
| Precinct 31 | 996 | 0 | 980 | 6 | 0.61% | 2 | 0.20% | 0 | 0.00% | 0 | 0.00% |
| Precinct 32 | 297 | 0 | 284 | 1 | 0.35% | 5 | 1.76% | 0 | 0.00% | 2 | 0.70% |
| Precinct 33 | 617 | 0 | 602 | 2 | 0.33% | 0 | 0.00% | 0 | 0.00% | 0 | 0.00% |
| Precinct 34 | 447 | 0 | 433 | 3 | 0.69% | 5 | 1.15% | 1 | 0.23% | 0 | 0.00% |
| Precinct 35 | 641 | 0 | 627 | 2 | 0.32% | 4 | 0.64% | 0 | 0.00% | 0 | 0.00% |
| Precinct 36 | 809 | 0 | 797 | 5 | 0.63% | 4 | 0.50% | 0 | 0.00% | 0 | 0.00% |
| Precinct 37 | 224 | 0 | 222 | 2 | 0.90% | 2 | 0.90% | 0 | 0.00% | 0 | 0.00% |
| Precinct 38 | 468 | 0 | 461 | 1 | 0.22% | 7 | 1.52% | 0 | 0.00% | 0 | 0.00% |
| Precinct 39 | 720 | 0 | 687 | 1 | 0.15% | 4 | 0.58% | 0 | 0.00% | 0 | 0.00% |
| Precinct 40 | 259 | 0 | 249 | 0 | 0.00% | 0 | 0.00% | 0 | 0.00% | 0 | 0.00% |
| Precinct 41 | 541 | 0 | 524 | 2 | 0.38% | 5 | 0.95% | 1 | 0.19% | 0 | 0.00% |
| Precinct 42 | 596 | 0 | 575 | 5 | 0.87% | 7 | 1.22% | 0 | 0.00% | 0 | 0.00% |
| Precinct 43 | 466 | 0 | 464 | 0 | 0.00% | 7 | 1.51% | 1 | 0.22% | 0 | 0.00% |
| Precinct 44 | 490 | 0 | 477 | 0 | 0.00% | 2 | 0.42% | 0 | 0.00% | 1 | 0.21% |
| Precinct 45 | 435 | 0 | 411 | 1 | 0.24% | 2 | 0.49% | 0 | 0.00% | 0 | 0.00% |
| Precinct 46 | 295 | 0 | 286 | 3 | 1.05% | 0 | 0.00% | 0 | 0.00% | 0 | 0.00% |
| Precinct 47 | 552 | 0 | 538 | 0 | 0.00% | 3 | 0.56% | 0 | 0.00% | 2 | 0.37% |
| Precinct 48 | 384 | 0 | 379 | 1 | 0.26% | 0 | 0.00% | 1 | 0.26% | 0 | 0.00% |
| Precinct 49 | 171 | 0 | 167 | 1 | 0.60% | 0 | 0.00% | 0 | 0.00% | 0 | 0.00% |
| Precinct 50 | 345 | 0 | 334 | 1 | 0.30% | 1 | 0.30% | 1 | 0.30% | 0 | 0.00% |
| Total | 20905 | 0 | 20404 | 77 | 0.38% | 137 | 0.67% | 12 | 0.06% | 13 | 0.06% |



I, Nancy Blankenship, Deschutes County Clerk, do hereby certify that the votes recorded on this report correctly summarize the tally of votes cast at the May 15, 2018 Primary Election.

Dated this 4th day of June, 2018.


Nancy Blankenship
Deschutes County Clerk

Official Final Results
Statement of Votes Cast by Contests, Precinct
Deschutes County, May 15, 2018 Primary Election
All Precincts, All Districts, All ScanStations, All Contests, All Boxes
Total Ballots Cast: 47426, Registered Voters: 129768, Overall Turnout: 36.55%
50 precincts reported out of 50 total

Page: 11 of 51
2018-06-04
10:44:29


Governor (REP) (Vote for 1)

| Precinct | Ballots Cast | Reg. Voters | Total Votes | Bruce Cuff | | Sam Carpenter | | Write-in | | Over Votes | Under Votes |
|-------------|-----------------|----------------|----------------|------------|-------|---------------|--------|----------|-------|---------------|----------------|
| Precinct 01 | 292 | 0 | 285 | 2 | 0.70% | 42 | 14.74% | 2 | 0.70% | 0 | 7 |
| Precinct 02 | 627 | 0 | 614 | 2 | 0.33% | 122 | 19.87% | 0 | 0.00% | 0 | 13 |
| Precinct 03 | 306 | 0 | 295 | 1 | 0.34% | 35 | 11.86% | 1 | 0.34% | 0 | 11 |
| Precinct 04 | 306 | 0 | 290 | 0 | 0.00% | 64 | 22.07% | 3 | 1.03% | 0 | 16 |
| Precinct 05 | 642 | 0 | 627 | 7 | 1.12% | 105 | 16.75% | 1 | 0.16% | 0 | 15 |
| Precinct 06 | 283 | 0 | 279 | 0 | 0.00% | 70 | 25.09% | 3 | 1.08% | 0 | 4 |
| Precinct 07 | 174 | 0 | 168 | 0 | 0.00% | 26 | 15.48% | 0 | 0.00% | 0 | 6 |
| Precinct 08 | 78 | 0 | 77 | 1 | 1.30% | 5 | 6.49% | 0 | 0.00% | 0 | 1 |
| Precinct 09 | 219 | 0 | 215 | 2 | 0.93% | 56 | 26.05% | 0 | 0.00% | 0 | 4 |
| Precinct 10 | 232 | 0 | 228 | 0 | 0.00% | 102 | 44.74% | 0 | 0.00% | 0 | 4 |
| Precinct 11 | 173 | 0 | 169 | 1 | 0.59% | 35 | 20.71% | 1 | 0.59% | 0 | 4 |
| Precinct 12 | 619 | 0 | 606 | 2 | 0.33% | 165 | 27.23% | 2 | 0.33% | 0 | 13 |
| Precinct 13 | 283 | 0 | 276 | 1 | 0.36% | 72 | 26.09% | 0 | 0.00% | 0 | 7 |
| Precinct 14 | 484 | 0 | 466 | 2 | 0.43% | 176 | 37.77% | 0 | 0.00% | 0 | 18 |
| Precinct 15 | 316 | 0 | 311 | 2 | 0.64% | 89 | 28.62% | 0 | 0.00% | 0 | 5 |
| Precinct 16 | 361 | 0 | 350 | 1 | 0.29% | 34 | 9.71% | 0 | 0.00% | 0 | 11 |
| Precinct 17 | 612 | 0 | 606 | 10 | 1.65% | 179 | 29.54% | 2 | 0.33% | 0 | 6 |
| Precinct 18 | 753 | 0 | 743 | 2 | 0.27% | 229 | 30.82% | 4 | 0.54% | 1 | 9 |
| Precinct 19 | 254 | 0 | 252 | 2 | 0.79% | 70 | 27.78% | 2 | 0.79% | 0 | 2 |
| Precinct 20 | 612 | 0 | 601 | 6 | 1.00% | 149 | 24.79% | 1 | 0.17% | 1 | 10 |
| Precinct 21 | 403 | 0 | 394 | 1 | 0.25% | 116 | 29.44% | 0 | 0.00% | 0 | 9 |
| Precinct 22 | 98 | 0 | 96 | 0 | 0.00% | 8 | 8.33% | 0 | 0.00% | 0 | 2 |
| Precinct 23 | 179 | 0 | 177 | 0 | 0.00% | 58 | 32.77% | 0 | 0.00% | 0 | 2 |
| Precinct 24 | 194 | 0 | 188 | 1 | 0.53% | 71 | 37.77% | 0 | 0.00% | 0 | 6 |
| Precinct 25 | 375 | 0 | 365 | 2 | 0.55% | 83 | 22.74% | 1 | 0.27% | 0 | 10 |
| Precinct 26 | 326 | 0 | 325 | 2 | 0.62% | 92 | 28.31% | 0 | 0.00% | 0 | 1 |
| Precinct 27 | 183 | 0 | 176 | 0 | 0.00% | 27 | 15.34% | 1 | 0.57% | 0 | 7 |
| Precinct 28 | 722 | 0 | 710 | 8 | 1.13% | 244 | 34.37% | 1 | 0.14% | 0 | 12 |
| Precinct 29 | 713 | 0 | 700 | 4 | 0.57% | 233 | 33.29% | 3 | 0.43% | 2 | 11 |
| Precinct 30 | 333 | 0 | 318 | 2 | 0.63% | 85 | 26.73% | 0 | 0.00% | 0 | 15 |
| Precinct 31 | 996 | 0 | 980 | 3 | 0.31% | 215 | 21.94% | 1 | 0.10% | 0 | 16 |
| Precinct 32 | 297 | 0 | 284 | 0 | 0.00% | 64 | 22.54% | 1 | 0.35% | 0 | 13 |
| Precinct 33 | 617 | 0 | 602 | 3 | 0.50% | 138 | 22.92% | 2 | 0.33% | 0 | 15 |
| Precinct 34 | 447 | 0 | 433 | 4 | 0.92% | 104 | 24.02% | 1 | 0.23% | 0 | 14 |
| Precinct 35 | 641 | 0 | 627 | 1 | 0.16% | 67 | 10.69% | 1 | 0.16% | 1 | 13 |
| Precinct 36 | 809 | 0 | 797 | 8 | 1.00% | 200 | 25.09% | 2 | 0.25% | 0 | 12 |
| Precinct 37 | 224 | 0 | 222 | 0 | 0.00% | 45 | 20.27% | 2 | 0.90% | 0 | 2 |
| Precinct 38 | 468 | 0 | 461 | 6 | 1.30% | 114 | 24.73% | 2 | 0.43% | 0 | 7 |
| Precinct 39 | 720 | 0 | 687 | 2 | 0.29% | 226 | 32.90% | 2 | 0.29% | 0 | 33 |
| Precinct 40 | 259 | 0 | 249 | 3 | 1.20% | 82 | 32.93% | 1 | 0.40% | 0 | 10 |
| Precinct 41 | 541 | 0 | 524 | 2 | 0.38% | 150 | 28.63% | 0 | 0.00% | 0 | 17 |
| Precinct 42 | 596 | 0 | 575 | 3 | 0.52% | 209 | 36.35% | 0 | 0.00% | 0 | 21 |
| Precinct 43 | 466 | 0 | 464 | 2 | 0.43% | 116 | 25.00% | 3 | 0.65% | 0 | 2 |
| Precinct 44 | 490 | 0 | 477 | 5 | 1.05% | 99 | 20.75% | 5 | 1.05% | 0 | 13 |
| Precinct 45 | 435 | 0 | 411 | 0 | 0.00% | 129 | 31.39% | 1 | 0.24% | 0 | 24 |
| Precinct 46 | 295 | 0 | 286 | 3 | 1.05% | 71 | 24.83% | 0 | 0.00% | 0 | 9 |
| Precinct 47 | 552 | 0 | 538 | 0 | 0.00% | 51 | 9.48% | 3 | 0.56% | 0 | 14 |
| Precinct 48 | 384 | 0 | 379 | 3 | 0.79% | 121 | 31.93% | 2 | 0.53% | 1 | 4 |
| Precinct 49 | 171 | 0 | 167 | 0 | 0.00% | 27 | 16.17% | 0 | 0.00% | 0 | 4 |
| Precinct 50 | 345 | 0 | 334 | 4 | 1.20% | 101 | 30.24% | 1 | 0.30% | 0 | 11 |
| Total | 20905 | 0 | 20404 | 116 | 0.57% | 5171 | 25.34% | 58 | 0.28% | 6 | 495 |



I, Nancy Blankenship, Deschutes County Clerk, do hereby certify that the votes recorded on this report correctly summarize the tally of votes cast at the May 15, 2018 Primary Election.

Dated this 4th day of June, 2018.


Nancy Blankenship
Deschutes County Clerk

Official Final Results
Statement of Votes Cast by Contests, Precinct
Deschutes County, May 15, 2018 Primary Election
All Precincts, All Districts, All ScanStations, All Contests, All Boxes
Total Ballots Cast: 47426, Registered Voters: 129768, Overall Turnout: 36.55%
50 precincts reported out of 50 total

Page: 12 of 51
2018-06-04
10:44:29

Governor (IND) (Vote for 1)

| Precinct | Ballots Cast | Reg. Voters | Total Votes | Dan (Mr P) Pistoresi | Skye J Allen | Patrick Starnes | Write-in |
|-------------|-----------------|----------------|----------------|-------------------------|--------------|-----------------|-------------|
| Precinct 01 | 49 | 0 | 31 | 1 3.23% | 5 16.13% | 2 6.45% | 23 74.19% |
| Precinct 02 | 73 | 0 | 47 | 2 4.26% | 5 10.64% | 8 17.02% | 32 68.09% |
| Precinct 03 | 98 | 0 | 65 | 5 7.69% | 4 6.15% | 17 26.15% | 39 60.00% |
| Precinct 04 | 45 | 0 | 33 | 0 0.00% | 0 0.00% | 9 27.27% | 24 72.73% |
| Precinct 05 | 60 | 0 | 45 | 3 6.67% | 2 4.44% | 7 15.56% | 33 73.33% |
| Precinct 06 | 48 | 0 | 35 | 2 5.71% | 5 14.29% | 5 14.29% | 23 65.71% |
| Precinct 07 | 33 | 0 | 21 | 2 9.52% | 1 4.76% | 5 23.81% | 13 61.90% |
| Precinct 08 | 7 | 0 | 3 | 0 0.00% | 0 0.00% | 0 0.00% | 3 100.00% |
| Precinct 09 | 27 | 0 | 21 | 0 0.00% | 1 4.76% | 7 33.33% | 13 61.90% |
| Precinct 10 | 13 | 0 | 8 | 1 12.50% | 0 0.00% | 1 12.50% | 6 75.00% |
| Precinct 11 | 20 | 0 | 14 | 0 0.00% | 1 7.14% | 4 28.57% | 9 64.29% |
| Precinct 12 | 38 | 0 | 29 | 1 3.45% | 2 6.90% | 5 17.24% | 21 72.41% |
| Precinct 13 | 14 | 0 | 11 | 0 0.00% | 1 9.09% | 0 0.00% | 10 90.91% |
| Precinct 14 | 34 | 0 | 21 | 2 9.52% | 1 4.76% | 2 9.52% | 16 76.19% |
| Precinct 15 | 28 | 0 | 17 | 1 5.88% | 1 5.88% | 6 35.29% | 9 52.94% |
| Precinct 16 | 32 | 0 | 26 | 0 0.00% | 0 0.00% | 5 19.23% | 21 80.77% |
| Precinct 17 | 46 | 0 | 41 | 3 7.32% | 3 7.32% | 9 21.95% | 26 63.41% |
| Precinct 18 | 44 | 0 | 38 | 1 2.63% | 2 5.26% | 10 26.32% | 25 65.79% |
| Precinct 19 | 16 | 0 | 14 | 2 14.29% | 0 0.00% | 3 21.43% | 9 64.29% |
| Precinct 20 | 75 | 0 | 53 | 1 1.89% | 2 3.77% | 19 35.85% | 31 58.49% |
| Precinct 21 | 27 | 0 | 22 | 0 0.00% | 0 0.00% | 5 22.73% | 17 77.27% |
| Precinct 22 | 14 | 0 | 9 | 0 0.00% | 3 33.33% | 2 22.22% | 4 44.44% |
| Precinct 23 | 30 | 0 | 19 | 2 10.53% | 3 15.79% | 6 31.58% | 8 42.11% |
| Precinct 24 | 25 | 0 | 20 | 1 5.00% | 2 10.00% | 6 30.00% | 11 55.00% |
| Precinct 25 | 54 | 0 | 37 | 3 8.11% | 3 8.11% | 7 18.92% | 24 64.86% |
| Precinct 26 | 38 | 0 | 24 | 1 4.17% | 1 4.17% | 5 20.83% | 17 70.83% |
| Precinct 27 | 38 | 0 | 24 | 0 0.00% | 2 8.33% | 4 16.67% | 18 75.00% |
| Precinct 28 | 73 | 0 | 63 | 5 7.94% | 9 14.29% | 16 25.40% | 33 52.38% |
| Precinct 29 | 65 | 0 | 57 | 5 8.77% | 7 12.28% | 14 24.56% | 31 54.39% |
| Precinct 30 | 54 | 0 | 32 | 1 3.12% | 2 6.25% | 5 15.62% | 24 75.00% |
| Precinct 31 | 69 | 0 | 60 | 2 3.33% | 5 8.33% | 4 6.67% | 49 81.67% |
| Precinct 32 | 46 | 0 | 37 | 4 10.81% | 1 2.70% | 6 16.22% | 26 70.27% |
| Precinct 33 | 58 | 0 | 40 | 2 5.00% | 1 2.50% | 4 10.00% | 33 82.50% |
| Precinct 34 | 44 | 0 | 38 | 6 15.79% | 2 5.26% | 7 18.42% | 23 60.53% |
| Precinct 35 | 91 | 0 | 69 | 2 2.90% | 2 2.90% | 10 14.49% | 55 79.71% |
| Precinct 36 | 76 | 0 | 67 | 4 5.97% | 3 4.48% | 11 16.42% | 49 73.13% |
| Precinct 37 | 16 | 0 | 12 | 0 0.00% | 1 8.33% | 1 8.33% | 10 83.33% |
| Precinct 38 | 49 | 0 | 37 | 6 16.22% | 4 10.81% | 9 24.32% | 18 48.65% |
| Precinct 39 | 88 | 0 | 67 | 7 10.45% | 5 7.46% | 13 19.40% | 42 62.69% |
| Precinct 40 | 24 | 0 | 22 | 0 0.00% | 3 13.64% | 7 31.82% | 12 54.55% |
| Precinct 41 | 57 | 0 | 46 | 2 4.35% | 3 6.52% | 7 15.22% | 34 73.91% |
| Precinct 42 | 42 | 0 | 32 | 2 6.25% | 1 3.12% | 3 9.38% | 26 81.25% |
| Precinct 43 | 38 | 0 | 24 | 0 0.00% | 4 16.67% | 5 20.83% | 15 62.50% |
| Precinct 44 | 59 | 0 | 39 | 5 12.82% | 5 12.82% | 6 15.38% | 23 58.97% |
| Precinct 45 | 46 | 0 | 22 | 1 4.55% | 1 4.55% | 6 27.27% | 14 63.64% |
| Precinct 46 | 28 | 0 | 23 | 1 4.35% | 0 0.00% | 4 17.39% | 18 78.26% |
| Precinct 47 | 68 | 0 | 46 | 0 0.00% | 1 2.17% | 5 10.87% | 40 86.96% |
| Precinct 48 | 21 | 0 | 18 | 0 0.00% | 2 11.11% | 3 16.67% | 13 72.22% |
| Precinct 49 | 23 | 0 | 17 | 1 5.88% | 0 0.00% | 2 11.76% | 14 82.35% |
| Precinct 50 | 28 | 0 | 23 | 2 8.70% | 3 13.04% | 2 8.70% | 16 69.57% |
| Total | 2189 | 0 | 1619 | 92 5.68% | 115 7.10% | 309 19.09% | 1103 68.13% |



I, Nancy Blankenship, Deschutes County Clerk, do hereby certify that the votes recorded on this report correctly summarize the tally of votes cast at the May 15, 2018 Primary Election.

Dated this 4th day of June, 2018.

Nancy Blankenship
Deschutes County Clerk

Official Final Results
Statement of Votes Cast by Contests, Precinct
Deschutes County, May 15, 2018 Primary Election
All Precincts, All Districts, All ScanStations, All Contests, All Boxes
Total Ballots Cast: 47426, Registered Voters: 129768, Overall Turnout: 36.55%
50 precincts reported out of 50 total

Page: 13 of 51
2018-06-04
10:44:29


Governor (IND) (Vote for 1)

| Precinct | Ballots Cast | Reg. Voters | Total Votes | Over Votes | Under Votes |
|-------------|-----------------|----------------|----------------|---------------|----------------|
| Precinct 01 | 49 | 0 | 31 | 0 | 18 |
| Precinct 02 | 73 | 0 | 47 | 0 | 26 |
| Precinct 03 | 98 | 0 | 65 | 0 | 33 |
| Precinct 04 | 45 | 0 | 33 | 0 | 12 |
| Precinct 05 | 60 | 0 | 45 | 0 | 15 |
| Precinct 06 | 48 | 0 | 35 | 0 | 13 |
| Precinct 07 | 33 | 0 | 21 | 0 | 12 |
| Precinct 08 | 7 | 0 | 3 | 0 | 4 |
| Precinct 09 | 27 | 0 | 21 | 0 | 6 |
| Precinct 10 | 13 | 0 | 8 | 0 | 5 |
| Precinct 11 | 20 | 0 | 14 | 0 | 6 |
| Precinct 12 | 38 | 0 | 29 | 0 | 9 |
| Precinct 13 | 14 | 0 | 11 | 0 | 3 |
| Precinct 14 | 34 | 0 | 21 | 0 | 13 |
| Precinct 15 | 28 | 0 | 17 | 0 | 11 |
| Precinct 16 | 32 | 0 | 26 | 0 | 6 |
| Precinct 17 | 46 | 0 | 41 | 0 | 5 |
| Precinct 18 | 44 | 0 | 38 | 0 | 6 |
| Precinct 19 | 16 | 0 | 14 | 0 | 2 |
| Precinct 20 | 75 | 0 | 53 | 0 | 22 |
| Precinct 21 | 27 | 0 | 22 | 0 | 5 |
| Precinct 22 | 14 | 0 | 9 | 0 | 5 |
| Precinct 23 | 30 | 0 | 19 | 0 | 11 |
| Precinct 24 | 25 | 0 | 20 | 0 | 5 |
| Precinct 25 | 54 | 0 | 37 | 0 | 17 |
| Precinct 26 | 38 | 0 | 24 | 0 | 14 |
| Precinct 27 | 38 | 0 | 24 | 0 | 14 |
| Precinct 28 | 73 | 0 | 63 | 0 | 10 |
| Precinct 29 | 65 | 0 | 57 | 0 | 8 |
| Precinct 30 | 54 | 0 | 32 | 0 | 22 |
| Precinct 31 | 69 | 0 | 60 | 0 | 9 |
| Precinct 32 | 46 | 0 | 37 | 0 | 9 |
| Precinct 33 | 58 | 0 | 40 | 0 | 18 |
| Precinct 34 | 44 | 0 | 38 | 0 | 6 |
| Precinct 35 | 91 | 0 | 69 | 0 | 22 |
| Precinct 36 | 76 | 0 | 67 | 0 | 9 |
| Precinct 37 | 16 | 0 | 12 | 0 | 4 |
| Precinct 38 | 49 | 0 | 37 | 0 | 12 |
| Precinct 39 | 88 | 0 | 67 | 0 | 21 |
| Precinct 40 | 24 | 0 | 22 | 0 | 2 |
| Precinct 41 | 57 | 0 | 46 | 0 | 11 |
| Precinct 42 | 42 | 0 | 32 | 0 | 10 |
| Precinct 43 | 38 | 0 | 24 | 0 | 14 |
| Precinct 44 | 59 | 0 | 39 | 0 | 20 |
| Precinct 45 | 46 | 0 | 22 | 0 | 24 |
| Precinct 46 | 28 | 0 | 23 | 0 | 5 |
| Precinct 47 | 68 | 0 | 46 | 0 | 22 |
| Precinct 48 | 21 | 0 | 18 | 0 | 3 |
| Precinct 49 | 23 | 0 | 17 | 0 | 6 |
| Precinct 50 | 28 | 0 | 23 | 0 | 5 |
| Total | 2189 | 0 | 1619 | 0 | 570 |



I, Nancy Blankenship, Deschutes County Clerk, do hereby certify that the votes recorded on this report correctly summarize the tally of votes cast at the May 15, 2018 Primary Election.

Dated this 4th day of June, 2018.


Nancy Blankenship
Deschutes County Clerk

Official Final Results
Statement of Votes Cast by Contests, Precinct
Deschutes County, May 15, 2018 Primary Election
All Precincts, All Districts, All ScanStations, All Contests, All Boxes
Total Ballots Cast: 47426, Registered Voters: 129768, Overall Turnout: 36.55%
50 precincts reported out of 50 total

Page: 14 of 51
2018-06-04
10:44:29


State Senator, 30th District (DEM) (Vote for 1)

| Precinct | Ballots Cast | Reg. Voters | Total Votes | Solea Kabakov | | Write-in | | Over Votes | Under Votes |
|-------------|-----------------|----------------|----------------|---------------|---------|----------|-------|---------------|----------------|
| Precinct 14 | 300 | 0 | 178 | 172 | 96.63% | 6 | 3.37% | 0 | 122 |
| Precinct 15 | 283 | 0 | 165 | 164 | 99.39% | 1 | 0.61% | 0 | 118 |
| Precinct 18 | 329 | 0 | 219 | 215 | 98.17% | 4 | 1.83% | 0 | 110 |
| Precinct 22 | 60 | 0 | 48 | 48 | 100.00% | 0 | 0.00% | 0 | 12 |
| Precinct 30 | 384 | 0 | 252 | 251 | 99.60% | 1 | 0.40% | 0 | 132 |
| Precinct 31 | 470 | 0 | 332 | 329 | 99.10% | 3 | 0.90% | 0 | 138 |
| Precinct 45 | 393 | 0 | 263 | 257 | 97.72% | 6 | 2.28% | 0 | 130 |
| Precinct 48 | 164 | 0 | 111 | 109 | 98.20% | 2 | 1.80% | 0 | 53 |
| Total | 2383 | 0 | 1568 | 1545 | 98.53% | 23 | 1.47% | 0 | 815 |



I, Nancy Blankenship, Deschutes County Clerk, do hereby certify that the votes recorded on this report correctly summarize the tally of votes cast at the May 15, 2018 Primary Election.

Dated this 4th day of June, 2018.


Nancy Blankenship
Deschutes County Clerk

Official Final Results
Statement of Votes Cast by Contests, Precinct
Deschutes County, May 15, 2018 Primary Election
All Precincts, All Districts, All ScanStations, All Contests, All Boxes
Total Ballots Cast: 47426, Registered Voters: 129768, Overall Turnout: 36.55%
50 precincts reported out of 50 total

Page: 15 of 51
2018-06-04
10:44:29

State Senator, 30th District (REP) (Vote for 1)

| Precinct | Ballots Cast | Reg. Voters | Total Votes | Cliff Bentz | Write-in | Over Votes | Under Votes |
|-------------|-----------------|----------------|----------------|-------------|----------|---------------|----------------|
| Precinct 14 | 484 | 0 | 304 | 304 100.00% | 0 0.00% | 0 | 180 |
| Precinct 15 | 316 | 0 | 182 | 181 99.45% | 1 0.55% | 0 | 134 |
| Precinct 18 | 753 | 0 | 497 | 497 100.00% | 0 0.00% | 0 | 256 |
| Precinct 22 | 98 | 0 | 54 | 54 100.00% | 0 0.00% | 0 | 44 |
| Precinct 30 | 333 | 0 | 208 | 207 99.52% | 1 0.48% | 0 | 125 |
| Precinct 31 | 996 | 0 | 645 | 642 99.53% | 3 0.47% | 0 | 351 |
| Precinct 45 | 435 | 0 | 237 | 236 99.58% | 1 0.42% | 0 | 198 |
| Precinct 48 | 384 | 0 | 246 | 244 99.19% | 2 0.81% | 0 | 138 |
| Total | 3799 | 0 | 2373 | 2365 99.66% | 8 0.34% | 0 | 1426 |



I, Nancy Blankenship, Deschutes County Clerk, do hereby certify that the votes recorded on this report correctly summarize the tally of votes cast at the May 15, 2018 Primary Election.

Dated this 4th day of June, 2018.

Nancy Blankenship
Deschutes County Clerk

Official Final Results
Statement of Votes Cast by Contests, Precinct
Deschutes County, May 15, 2018 Primary Election
All Precincts, All Districts, All ScanStations, All Contests, All Boxes
Total Ballots Cast: 47426, Registered Voters: 129768, Overall Turnout: 36.55%
50 precincts reported out of 50 total

Page: 16 of 51
2018-06-04
10:44:29

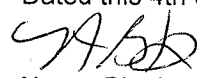
State Representative, 53rd District (DEM) (Vote for 1)

| Precinct | Ballots Cast | Reg. Voters | Total Votes | Bill Trumble | | Eileen Kiely | | Write-in | | Over Votes | Under Votes |
|-------------|-----------------|----------------|----------------|--------------|--------|--------------|--------|----------|-------|---------------|----------------|
| Precinct 11 | 236 | 0 | 211 | 43 | 20.38% | 166 | 78.67% | 2 | 0.95% | 0 | 25 |
| Precinct 12 | 354 | 0 | 282 | 81 | 28.72% | 198 | 70.21% | 3 | 1.06% | 0 | 72 |
| Precinct 13 | 177 | 0 | 141 | 30 | 21.28% | 108 | 76.60% | 3 | 2.13% | 0 | 36 |
| Precinct 16 | 293 | 0 | 263 | 43 | 16.35% | 220 | 83.65% | 0 | 0.00% | 0 | 30 |
| Precinct 17 | 424 | 0 | 371 | 109 | 29.38% | 251 | 67.65% | 11 | 2.96% | 0 | 53 |
| Precinct 19 | 108 | 0 | 88 | 23 | 26.14% | 64 | 72.73% | 1 | 1.14% | 0 | 20 |
| Precinct 20 | 529 | 0 | 439 | 112 | 25.51% | 321 | 73.12% | 6 | 1.37% | 0 | 90 |
| Precinct 21 | 181 | 0 | 158 | 43 | 27.22% | 112 | 70.89% | 3 | 1.90% | 0 | 23 |
| Precinct 26 | 356 | 0 | 306 | 84 | 27.45% | 222 | 72.55% | 0 | 0.00% | 0 | 50 |
| Precinct 28 | 428 | 0 | 384 | 112 | 29.17% | 269 | 70.05% | 3 | 0.78% | 0 | 44 |
| Precinct 29 | 369 | 0 | 326 | 92 | 28.22% | 227 | 69.63% | 7 | 2.15% | 1 | 42 |
| Precinct 35 | 680 | 0 | 581 | 126 | 21.69% | 453 | 77.97% | 2 | 0.34% | 0 | 99 |
| Precinct 36 | 423 | 0 | 384 | 121 | 31.51% | 259 | 67.45% | 4 | 1.04% | 0 | 39 |
| Precinct 37 | 192 | 0 | 156 | 37 | 23.72% | 114 | 73.08% | 5 | 3.21% | 0 | 36 |
| Precinct 38 | 409 | 0 | 342 | 73 | 21.35% | 267 | 78.07% | 2 | 0.58% | 0 | 67 |
| Precinct 41 | 380 | 0 | 316 | 66 | 20.89% | 239 | 75.63% | 11 | 3.48% | 0 | 64 |
| Precinct 42 | 362 | 0 | 298 | 80 | 26.85% | 214 | 71.81% | 4 | 1.34% | 0 | 64 |
| Precinct 43 | 317 | 0 | 262 | 58 | 22.14% | 203 | 77.48% | 1 | 0.38% | 0 | 55 |
| Precinct 49 | 148 | 0 | 126 | 28 | 22.22% | 98 | 77.78% | 0 | 0.00% | 0 | 22 |
| Total | 6366 | 0 | 5434 | 1361 | 25.05% | 4005 | 73.70% | 68 | 1.25% | 1 | 931 |



I, Nancy Blankenship, Deschutes County Clerk, do hereby certify that the votes recorded on this report correctly summarize the tally of votes cast at the May 15, 2018 Primary Election.

Dated this 4th day of June, 2018.


Nancy Blankenship
Deschutes County Clerk

Official Final Results
Statement of Votes Cast by Contests, Precinct
Deschutes County, May 15, 2018 Primary Election
All Precincts, All Districts, All ScanStations, All Contests, All Boxes
Total Ballots Cast: 47426, Registered Voters: 129768, Overall Turnout: 36.55%
50 precincts reported out of 50 total

Page: 17 of 51
2018-06-04
10:44:29


State Representative, 53rd District (REP) (Vote for 1)

| Precinct | Ballots Cast | Reg. Voters | Total Votes | Jack Zika | | Ben Schimmoller | | Write-in | | Over Votes | Under Votes |
|-------------|-----------------|----------------|----------------|-----------|--------|-----------------|--------|----------|-------|---------------|----------------|
| Precinct 11 | 173 | 0 | 142 | 81 | 57.04% | 59 | 41.55% | 2 | 1.41% | 0 | 31 |
| Precinct 12 | 619 | 0 | 512 | 215 | 41.99% | 297 | 58.01% | 0 | 0.00% | 0 | 107 |
| Precinct 13 | 283 | 0 | 235 | 82 | 34.89% | 153 | 65.11% | 0 | 0.00% | 1 | 47 |
| Precinct 16 | 361 | 0 | 277 | 186 | 67.15% | 91 | 32.85% | 0 | 0.00% | 0 | 84 |
| Precinct 17 | 612 | 0 | 547 | 283 | 51.74% | 263 | 48.08% | 1 | 0.18% | 0 | 65 |
| Precinct 19 | 254 | 0 | 227 | 96 | 42.29% | 130 | 57.27% | 1 | 0.44% | 0 | 27 |
| Precinct 20 | 612 | 0 | 514 | 247 | 48.05% | 266 | 51.75% | 1 | 0.19% | 0 | 98 |
| Precinct 21 | 403 | 0 | 323 | 127 | 39.32% | 194 | 60.06% | 2 | 0.62% | 0 | 80 |
| Precinct 26 | 326 | 0 | 282 | 129 | 45.74% | 151 | 53.55% | 2 | 0.71% | 0 | 44 |
| Precinct 28 | 722 | 0 | 647 | 332 | 51.31% | 313 | 48.38% | 2 | 0.31% | 0 | 75 |
| Precinct 29 | 713 | 0 | 633 | 333 | 52.61% | 297 | 46.92% | 3 | 0.47% | 0 | 80 |
| Precinct 35 | 641 | 0 | 508 | 344 | 67.72% | 163 | 32.09% | 1 | 0.20% | 0 | 133 |
| Precinct 36 | 809 | 0 | 702 | 356 | 50.71% | 342 | 48.72% | 4 | 0.57% | 0 | 107 |
| Precinct 37 | 224 | 0 | 185 | 85 | 45.95% | 99 | 53.51% | 1 | 0.54% | 0 | 39 |
| Precinct 38 | 468 | 0 | 376 | 195 | 51.86% | 178 | 47.34% | 3 | 0.80% | 0 | 92 |
| Precinct 41 | 541 | 0 | 436 | 209 | 47.94% | 227 | 52.06% | 0 | 0.00% | 0 | 105 |
| Precinct 42 | 596 | 0 | 504 | 215 | 42.66% | 288 | 57.14% | 1 | 0.20% | 0 | 92 |
| Precinct 43 | 466 | 0 | 380 | 183 | 48.16% | 191 | 50.26% | 6 | 1.58% | 0 | 86 |
| Precinct 49 | 171 | 0 | 140 | 73 | 52.14% | 67 | 47.86% | 0 | 0.00% | 0 | 31 |
| Total | 8994 | 0 | 7570 | 3771 | 49.82% | 3769 | 49.79% | 30 | 0.40% | 1 | 1423 |



I, Nancy Blankenship, Deschutes County Clerk, do hereby certify that the votes recorded on this report correctly summarize the tally of votes cast at the May 15, 2018 Primary Election.

Dated this 4th day of June, 2018.


Nancy Blankenship
Deschutes County Clerk

Official Final Results
Statement of Votes Cast by Contests, Precinct
Deschutes County, May 15, 2018 Primary Election
All Precincts, All Districts, All ScanStations, All Contests, All Boxes
Total Ballots Cast: 47426, Registered Voters: 129768, Overall Turnout: 36.55%
50 precincts reported out of 50 total

Page: 18 of 51
2018-06-04
10:44:29

State Representative, 53rd District (IND) (Vote for 1)

| Precinct | Ballots Cast | Reg. Voters | Total Votes | Write-in | Over Votes | Under Votes |
|-------------|-----------------|----------------|----------------|-------------|---------------|----------------|
| Precinct 11 | 20 | 0 | 6 | 6 100.00% | 0 | 14 |
| Precinct 12 | 38 | 0 | 16 | 16 100.00% | 0 | 22 |
| Precinct 13 | 14 | 0 | 5 | 5 100.00% | 0 | 9 |
| Precinct 16 | 32 | 0 | 13 | 13 100.00% | 0 | 19 |
| Precinct 17 | 46 | 0 | 16 | 16 100.00% | 0 | 30 |
| Precinct 19 | 16 | 0 | 2 | 2 100.00% | 0 | 14 |
| Precinct 20 | 75 | 0 | 19 | 19 100.00% | 0 | 56 |
| Precinct 21 | 27 | 0 | 6 | 6 100.00% | 0 | 21 |
| Precinct 26 | 38 | 0 | 9 | 9 100.00% | 0 | 29 |
| Precinct 28 | 73 | 0 | 21 | 21 100.00% | 0 | 52 |
| Precinct 29 | 65 | 0 | 18 | 18 100.00% | 0 | 47 |
| Precinct 35 | 91 | 0 | 29 | 29 100.00% | 0 | 62 |
| Precinct 36 | 76 | 0 | 25 | 25 100.00% | 0 | 51 |
| Precinct 37 | 16 | 0 | 7 | 7 100.00% | 0 | 9 |
| Precinct 38 | 49 | 0 | 8 | 8 100.00% | 0 | 41 |
| Precinct 41 | 57 | 0 | 17 | 17 100.00% | 0 | 40 |
| Precinct 42 | 42 | 0 | 11 | 11 100.00% | 0 | 31 |
| Precinct 43 | 38 | 0 | 9 | 9 100.00% | 0 | 29 |
| Precinct 49 | 23 | 0 | 5 | 5 100.00% | 0 | 18 |
| Total | 836 | 0 | 242 | 242 100.00% | 0 | 594 |



I, Nancy Blankenship, Deschutes County Clerk, do hereby certify that the votes recorded on this report correctly summarize the tally of votes cast at the May 15, 2018 Primary Election.

Dated this 4th day of June, 2018.


Nancy Blankenship
Deschutes County Clerk

Official Final Results
Statement of Votes Cast by Contests, Precinct
Deschutes County, May 15, 2018 Primary Election
All Precincts, All Districts, All ScanStations, All Contests, All Boxes
Total Ballots Cast: 47426, Registered Voters: 129768, Overall Turnout: 36.55%
50 precincts reported out of 50 total

Page: 19 of 51
2018-06-04
10:44:29

State Representative, 54th District (DEM) (Vote for 1)

| Precinct | Ballots Cast | Reg. Voters | Total Votes | Nathan K Boddie | Write-in | Over Votes | Under Votes |
|-------------|-----------------|----------------|----------------|-----------------|----------|---------------|----------------|
| Precinct 01 | 717 | 0 | 590 | 580 98.31% | 10 1.69% | 0 | 127 |
| Precinct 02 | 432 | 0 | 333 | 323 97.00% | 10 3.00% | 0 | 99 |
| Precinct 03 | 981 | 0 | 814 | 810 99.51% | 4 0.49% | 0 | 167 |
| Precinct 04 | 688 | 0 | 563 | 559 99.29% | 4 0.71% | 0 | 125 |
| Precinct 05 | 722 | 0 | 554 | 552 99.64% | 2 0.36% | 0 | 168 |
| Precinct 06 | 437 | 0 | 340 | 333 97.94% | 7 2.06% | 0 | 97 |
| Precinct 07 | 452 | 0 | 336 | 332 98.81% | 4 1.19% | 0 | 116 |
| Precinct 08 | 69 | 0 | 55 | 55 100.00% | 0 0.00% | 0 | 14 |
| Precinct 09 | 249 | 0 | 197 | 194 98.48% | 3 1.52% | 0 | 52 |
| Precinct 25 | 475 | 0 | 370 | 364 98.38% | 6 1.62% | 0 | 105 |
| Precinct 27 | 550 | 0 | 443 | 438 98.87% | 5 1.13% | 0 | 107 |
| Precinct 32 | 524 | 0 | 412 | 405 98.30% | 7 1.70% | 0 | 112 |
| Precinct 33 | 538 | 0 | 398 | 389 97.74% | 9 2.26% | 0 | 140 |
| Precinct 34 | 484 | 0 | 386 | 371 96.11% | 15 3.89% | 0 | 98 |
| Precinct 44 | 494 | 0 | 396 | 392 98.99% | 4 1.01% | 0 | 98 |
| Precinct 46 | 342 | 0 | 260 | 255 98.08% | 5 1.92% | 0 | 82 |
| Precinct 47 | 506 | 0 | 396 | 395 99.75% | 1 0.25% | 0 | 110 |
| Total | 8660 | 0 | 6843 | 6747 98.60% | 96 1.40% | 0 | 1817 |



I, Nancy Blankenship, Deschutes County Clerk, do hereby certify that the votes recorded on this report correctly summarize the tally of votes cast at the May 15, 2018 Primary Election.

Dated this 4th day of June, 2018.

Nancy Blankenship
Deschutes County Clerk

Official Final Results
Statement of Votes Cast by Contests, Precinct
Deschutes County, May 15, 2018 Primary Election
All Precincts, All Districts, All ScanStations, All Contests, All Boxes
Total Ballots Cast: 47426, Registered Voters: 129768, Overall Turnout: 36.55%
50 precincts reported out of 50 total

Page: 20 of 51
2018-06-04
10:44:29

State Representative, 54th District (REP) (Vote for 1)

| Precinct | Ballots Cast | Reg. Voters | Total Votes | Cheri Helt | Write-in | Over Votes | Under Votes |
|-------------|-----------------|----------------|----------------|-------------|----------|---------------|----------------|
| Precinct 01 | 292 | 0 | 199 | 196 98.49% | 3 1.51% | 0 | 93 |
| Precinct 02 | 627 | 0 | 438 | 436 99.54% | 2 0.46% | 0 | 189 |
| Precinct 03 | 306 | 0 | 189 | 185 97.88% | 4 2.12% | 0 | 117 |
| Precinct 04 | 306 | 0 | 206 | 199 96.60% | 7 3.40% | 0 | 100 |
| Precinct 05 | 642 | 0 | 451 | 444 98.45% | 7 1.55% | 0 | 191 |
| Precinct 06 | 283 | 0 | 198 | 195 98.48% | 3 1.52% | 0 | 85 |
| Precinct 07 | 174 | 0 | 107 | 104 97.20% | 3 2.80% | 0 | 67 |
| Precinct 08 | 78 | 0 | 63 | 63 100.00% | 0 0.00% | 0 | 15 |
| Precinct 09 | 219 | 0 | 150 | 146 97.33% | 4 2.67% | 0 | 69 |
| Precinct 25 | 375 | 0 | 248 | 245 98.79% | 3 1.21% | 0 | 127 |
| Precinct 27 | 183 | 0 | 125 | 123 98.40% | 2 1.60% | 0 | 58 |
| Precinct 32 | 297 | 0 | 191 | 189 98.95% | 2 1.05% | 0 | 106 |
| Precinct 33 | 617 | 0 | 411 | 406 98.78% | 5 1.22% | 0 | 206 |
| Precinct 34 | 447 | 0 | 323 | 311 96.28% | 12 3.72% | 0 | 124 |
| Precinct 44 | 490 | 0 | 330 | 316 95.76% | 14 4.24% | 0 | 160 |
| Precinct 46 | 295 | 0 | 196 | 195 99.49% | 1 0.51% | 0 | 99 |
| Precinct 47 | 552 | 0 | 394 | 390 98.98% | 4 1.02% | 0 | 158 |
| Total | 6183 | 0 | 4219 | 4143 98.20% | 76 1.80% | 0 | 1964 |



I, Nancy Blankenship, Deschutes County Clerk, do hereby certify that the votes recorded on this report correctly summarize the tally of votes cast at the May 15, 2018 Primary Election.

Dated this 4th day of June, 2018.

Nancy Blankenship
Deschutes County Clerk

Official Final Results
Statement of Votes Cast by Contests, Precinct
Deschutes County, May 15, 2018 Primary Election
All Precincts, All Districts, All ScanStations, All Contests, All Boxes
Total Ballots Cast: 47426, Registered Voters: 129768, Overall Turnout: 36.55%
50 precincts reported out of 50 total

Page: 21 of 51
2018-06-04
10:44:29

State Representative, 54th District (IND) (Vote for 1)

| Precinct | Ballots Cast | Reg. Voters | Total Votes | Write-in | Over Votes | Under Votes |
|-------------|-----------------|----------------|----------------|-------------|---------------|----------------|
| Precinct 01 | 49 | 0 | 12 | 12 100.00% | 0 | 37 |
| Precinct 02 | 73 | 0 | 22 | 22 100.00% | 0 | 51 |
| Precinct 03 | 98 | 0 | 30 | 30 100.00% | 0 | 68 |
| Precinct 04 | 45 | 0 | 14 | 14 100.00% | 0 | 31 |
| Precinct 05 | 60 | 0 | 22 | 22 100.00% | 0 | 38 |
| Precinct 06 | 48 | 0 | 14 | 14 100.00% | 0 | 34 |
| Precinct 07 | 33 | 0 | 9 | 9 100.00% | 0 | 24 |
| Precinct 08 | 7 | 0 | 0 | 0 0.00% | 0 | 7 |
| Precinct 09 | 27 | 0 | 10 | 10 100.00% | 0 | 17 |
| Precinct 25 | 54 | 0 | 23 | 23 100.00% | 0 | 31 |
| Precinct 27 | 38 | 0 | 13 | 13 100.00% | 0 | 25 |
| Precinct 32 | 46 | 0 | 22 | 22 100.00% | 0 | 24 |
| Precinct 33 | 58 | 0 | 19 | 19 100.00% | 0 | 39 |
| Precinct 34 | 44 | 0 | 16 | 16 100.00% | 0 | 28 |
| Precinct 44 | 59 | 0 | 13 | 13 100.00% | 0 | 46 |
| Precinct 46 | 28 | 0 | 10 | 10 100.00% | 0 | 18 |
| Precinct 47 | 68 | 0 | 17 | 17 100.00% | 0 | 51 |
| Total | 835 | 0 | 266 | 266 100.00% | 0 | 569 |



I, Nancy Blankenship, Deschutes County Clerk, do hereby certify that the votes recorded on this report correctly summarize the tally of votes cast at the May 15, 2018 Primary Election.

Dated this 4th day of June, 2018.


Nancy Blankenship
Deschutes County Clerk

Official Final Results
Statement of Votes Cast by Contests, Precinct
Deschutes County, May 15, 2018 Primary Election
All Precincts, All Districts, All ScanStations, All Contests, All Boxes
Total Ballots Cast: 47426, Registered Voters: 129768, Overall Turnout: 36.55%
50 precincts reported out of 50 total

Page: 22 of 51
2018-06-04
10:44:29

State Representative, 55th District (DEM) (Vote for 1)

| Precinct | Ballots Cast | Reg. Voters | Total Votes | Karen Rippberger | Write-in | Over Votes | Under Votes |
|-------------|-----------------|----------------|----------------|------------------|----------|---------------|----------------|
| Precinct 10 | 79 | 0 | 58 | 55 94.83% | 3 5.17% | 0 | 21 |
| Precinct 23 | 83 | 0 | 64 | 63 98.44% | 1 1.56% | 0 | 19 |
| Precinct 24 | 82 | 0 | 59 | 57 96.61% | 2 3.39% | 0 | 23 |
| Precinct 39 | 405 | 0 | 296 | 290 97.97% | 6 2.03% | 0 | 109 |
| Precinct 40 | 130 | 0 | 92 | 89 96.74% | 3 3.26% | 0 | 38 |
| Precinct 50 | 181 | 0 | 116 | 112 96.55% | 4 3.45% | 0 | 65 |
| Total | 960 | 0 | 685 | 666 97.23% | 19 2.77% | 0 | 275 |

I, Nancy Blankenship, Deschutes County Clerk, do hereby certify that the votes recorded on this report correctly summarize the tally of votes cast at the May 15, 2018 Primary Election.

Dated this 4th day of June, 2018.


Nancy Blankenship
Deschutes County Clerk




Official Final Results
Statement of Votes Cast by Contests, Precinct
Deschutes County, May 15, 2018 Primary Election
All Precincts, All Districts, All ScanStations, All Contests, All Boxes
Total Ballots Cast: 47426, Registered Voters: 129768, Overall Turnout: 36.55%
50 precincts reported out of 50 total

Page: 23 of 51
2018-06-04
10:44:29


State Representative, 55th District (REP) (Vote for 1)

| Precinct | Ballots Cast | Reg. Voters | Total Votes | Mike McLane | Write-in | Over Votes | Under Votes |
|-------------|-----------------|----------------|----------------|-------------|----------|---------------|----------------|
| Precinct 10 | 232 | 0 | 166 | 166 100.00% | 0 0.00% | 0 | 66 |
| Precinct 23 | 179 | 0 | 146 | 145 99.32% | 1 0.68% | 0 | 33 |
| Precinct 24 | 194 | 0 | 136 | 136 100.00% | 0 0.00% | 0 | 58 |
| Precinct 39 | 720 | 0 | 492 | 490 99.59% | 2 0.41% | 0 | 228 |
| Precinct 40 | 259 | 0 | 179 | 178 99.44% | 1 0.56% | 0 | 80 |
| Precinct 50 | 345 | 0 | 247 | 246 99.60% | 1 0.40% | 0 | 98 |
| Total | 1929 | 0 | 1366 | 1361 99.63% | 5 0.37% | 0 | 563 |



I, Nancy Blankenship, Deschutes County Clerk, do hereby certify that the votes recorded on this report correctly summarize the tally of votes cast at the May 15, 2018 Primary Election.

Dated this 4th day of June, 2018.


Nancy Blankenship
Deschutes County Clerk

Official Final Results
Statement of Votes Cast by Contests, Precinct
Deschutes County, May 15, 2018 Primary Election
All Precincts, All Districts, All ScanStations, All Contests, All Boxes
Total Ballots Cast: 47426, Registered Voters: 129768, Overall Turnout: 36.55%
50 precincts reported out of 50 total

Page: 24 of 51
2018-06-04
10:44:29

State Representative, 55th District (IND) (Vote for 1)

| Precinct | Ballots Cast | Reg. Voters | Total Votes | Write-in | Over Votes | Under Votes |
|-------------|-----------------|----------------|----------------|------------|---------------|----------------|
| Precinct 10 | 13 | 0 | 2 | 2 100.00% | 0 | 11 |
| Precinct 23 | 30 | 0 | 4 | 4 100.00% | 0 | 26 |
| Precinct 24 | 25 | 0 | 6 | 6 100.00% | 0 | 19 |
| Precinct 39 | 88 | 0 | 23 | 23 100.00% | 0 | 65 |
| Precinct 40 | 24 | 0 | 10 | 10 100.00% | 0 | 14 |
| Precinct 50 | 28 | 0 | 9 | 9 100.00% | 0 | 19 |
| Total | 208 | 0 | 54 | 54 100.00% | 0 | 154 |



I, Nancy Blankenship, Deschutes County Clerk, do hereby
certify that the votes recorded on this report correctly
summarize the tally of votes cast at the May 15, 2018
Primary Election.

Dated this 4th day of June, 2018.

Nancy Blankenship
Deschutes County Clerk

Official Final Results
Statement of Votes Cast by Contests, Precinct
Deschutes County, May 15, 2018 Primary Election
All Precincts, All Districts, All ScanStations, All Contests, All Boxes
Total Ballots Cast: 47426, Registered Voters: 129768, Overall Turnout: 36.55%
50 precincts reported out of 50 total

Page: 25 of 51
2018-06-04
10:44:29

State Representative, 59th District (DEM) (Vote for 1)

| Precinct | Ballots Cast | Reg. Voters | Total Votes | Darcy Long- Curtiss | Write-in | Over Votes | Under Votes |
|-------------|-----------------|----------------|----------------|------------------------|----------|---------------|----------------|
| Precinct 14 | 300 | 0 | 179 | 176 98.32% | 3 1.68% | 0 | 121 |
| Precinct 15 | 283 | 0 | 171 | 171 100.00% | 0 0.00% | 0 | 112 |
| Precinct 18 | 329 | 0 | 229 | 224 97.82% | 5 2.18% | 0 | 100 |
| Precinct 22 | 60 | 0 | 54 | 54 100.00% | 0 0.00% | 0 | 6 |
| Precinct 30 | 384 | 0 | 250 | 249 99.60% | 1 0.40% | 0 | 134 |
| Precinct 31 | 470 | 0 | 340 | 338 99.41% | 2 0.59% | 0 | 130 |
| Precinct 45 | 393 | 0 | 259 | 256 98.84% | 3 1.16% | 0 | 134 |
| Precinct 48 | 164 | 0 | 109 | 108 99.08% | 1 0.92% | 0 | 55 |
| Total | 2383 | 0 | 1591 | 1576 99.06% | 15 0.94% | 0 | 792 |



I, Nancy Blankenship, Deschutes County Clerk, do hereby certify that the votes recorded on this report correctly summarize the tally of votes cast at the May 15, 2018 Primary Election.

Dated this 4th day of June, 2018.


Nancy Blankenship
Deschutes County Clerk

Official Final Results
Statement of Votes Cast by Contests, Precinct
Deschutes County, May 15, 2018 Primary Election
All Precincts, All Districts, All ScanStations, All Contests, All Boxes
Total Ballots Cast: 47426, Registered Voters: 129768, Overall Turnout: 36.55%
50 precincts reported out of 50 total

Page: 26 of 51
2018-06-04
10:44:29

State Representative, 59th District (REP) (Vote for 1)

| Precinct | Ballots Cast | Reg. Voters | Total Votes | Daniel G Bonham | Write-in | Over Votes | Under Votes |
|-------------|-----------------|----------------|----------------|-----------------|----------|---------------|----------------|
| Precinct 14 | 484 | 0 | 292 | 291 99.66% | 1 0.34% | 0 | 192 |
| Precinct 15 | 316 | 0 | 184 | 184 100.00% | 0 0.00% | 0 | 132 |
| Precinct 18 | 753 | 0 | 474 | 471 99.37% | 3 0.63% | 0 | 279 |
| Precinct 22 | 98 | 0 | 50 | 49 98.00% | 1 2.00% | 0 | 48 |
| Precinct 30 | 333 | 0 | 206 | 205 99.51% | 1 0.49% | 0 | 127 |
| Precinct 31 | 996 | 0 | 631 | 627 99.37% | 4 0.63% | 0 | 365 |
| Precinct 45 | 435 | 0 | 234 | 233 99.57% | 1 0.43% | 0 | 201 |
| Precinct 48 | 384 | 0 | 241 | 237 98.34% | 4 1.66% | 0 | 143 |
| Total | 3799 | 0 | 2312 | 2297 99.35% | 15 0.65% | 0 | 1487 |



I, Nancy Blankenship, Deschutes County Clerk, do hereby certify that the votes recorded on this report correctly summarize the tally of votes cast at the May 15, 2018 Primary Election.

Dated this 4th day of June, 2018.


Nancy Blankenship
Deschutes County Clerk

Official Final Results
Statement of Votes Cast by Contests, Precinct
Deschutes County, May 15, 2018 Primary Election
All Precincts, All Districts, All ScanStations, All Contests, All Boxes
Total Ballots Cast: 47426, Registered Voters: 129768, Overall Turnout: 36.55%
50 precincts reported out of 50 total

Page: 27 of 51
2018-06-04
10:44:29

State Representative, 59th District (IND) (Vote for 1)

| Precinct | Ballots Cast | Reg. Voters | Total Votes | Write-in | Over Votes | Under Votes |
|-------------|-----------------|----------------|----------------|------------|---------------|----------------|
| Precinct 14 | 34 | 0 | 9 | 9 100.00% | 0 | 25 |
| Precinct 15 | 28 | 0 | 5 | 5 100.00% | 0 | 23 |
| Precinct 18 | 44 | 0 | 13 | 13 100.00% | 0 | 31 |
| Precinct 22 | 14 | 0 | 0 | 0 0.00% | 0 | 14 |
| Precinct 30 | 54 | 0 | 12 | 12 100.00% | 0 | 42 |
| Precinct 31 | 69 | 0 | 17 | 17 100.00% | 0 | 52 |
| Precinct 45 | 46 | 0 | 2 | 2 100.00% | 0 | 44 |
| Precinct 48 | 21 | 0 | 5 | 5 100.00% | 0 | 16 |
| Total | 310 | 0 | 63 | 63 100.00% | 0 | 247 |



I, Nancy Blankenship, Deschutes County Clerk, do hereby certify that the votes recorded on this report correctly summarize the tally of votes cast at the May 15, 2018 Primary Election.

Dated this 4th day of June, 2018.


Nancy Blankenship
Deschutes County Clerk

Official Final Results
Statement of Votes Cast by Contests, Precinct
Deschutes County, May 15, 2018 Primary Election
All Precincts, All Districts, All ScanStations, All Contests, All Boxes
Total Ballots Cast: 47426, Registered Voters: 129768, Overall Turnout: 36.55%
50 precincts reported out of 50 total

Page: 28 of 51
2018-06-04
10:44:29

County Commissioner, Position 1 (DEM) (Vote for 1)

| Precinct | Ballots Cast | Reg. Voters | Total Votes | Amy Lowes | | Write-in | | Over Votes | Under Votes |
|-------------|-----------------|----------------|----------------|-----------|---------|----------|-------|---------------|----------------|
| Precinct 01 | 717 | 0 | 555 | 543 | 97.84% | 12 | 2.16% | 0 | 162 |
| Precinct 02 | 432 | 0 | 320 | 309 | 96.56% | 11 | 3.44% | 0 | 112 |
| Precinct 03 | 981 | 0 | 742 | 734 | 98.92% | 8 | 1.08% | 0 | 239 |
| Precinct 04 | 688 | 0 | 507 | 500 | 98.62% | 7 | 1.38% | 0 | 181 |
| Precinct 05 | 722 | 0 | 529 | 524 | 99.05% | 5 | 0.95% | 0 | 193 |
| Precinct 06 | 437 | 0 | 319 | 317 | 99.37% | 2 | 0.63% | 0 | 118 |
| Precinct 07 | 452 | 0 | 314 | 310 | 98.73% | 4 | 1.27% | 0 | 138 |
| Precinct 08 | 69 | 0 | 49 | 48 | 97.96% | 1 | 2.04% | 0 | 20 |
| Precinct 09 | 249 | 0 | 194 | 192 | 98.97% | 2 | 1.03% | 0 | 55 |
| Precinct 10 | 79 | 0 | 63 | 61 | 96.83% | 2 | 3.17% | 0 | 16 |
| Precinct 11 | 236 | 0 | 188 | 182 | 96.81% | 6 | 3.19% | 0 | 48 |
| Precinct 12 | 354 | 0 | 254 | 242 | 95.28% | 12 | 4.72% | 0 | 100 |
| Precinct 13 | 177 | 0 | 120 | 116 | 96.67% | 4 | 3.33% | 0 | 57 |
| Precinct 14 | 300 | 0 | 191 | 186 | 97.38% | 5 | 2.62% | 0 | 109 |
| Precinct 15 | 283 | 0 | 178 | 172 | 96.63% | 6 | 3.37% | 0 | 105 |
| Precinct 16 | 293 | 0 | 217 | 215 | 99.08% | 2 | 0.92% | 0 | 76 |
| Precinct 17 | 424 | 0 | 332 | 316 | 95.18% | 16 | 4.82% | 0 | 92 |
| Precinct 18 | 329 | 0 | 225 | 219 | 97.33% | 6 | 2.67% | 0 | 104 |
| Precinct 19 | 108 | 0 | 76 | 75 | 98.68% | 1 | 1.32% | 0 | 32 |
| Precinct 20 | 529 | 0 | 403 | 389 | 96.53% | 14 | 3.47% | 0 | 126 |
| Precinct 21 | 181 | 0 | 129 | 121 | 93.80% | 8 | 6.20% | 0 | 52 |
| Precinct 22 | 60 | 0 | 52 | 52 | 100.00% | 0 | 0.00% | 0 | 8 |
| Precinct 23 | 83 | 0 | 67 | 62 | 92.54% | 5 | 7.46% | 0 | 16 |
| Precinct 24 | 82 | 0 | 63 | 57 | 90.48% | 6 | 9.52% | 0 | 19 |
| Precinct 25 | 475 | 0 | 355 | 350 | 98.59% | 5 | 1.41% | 0 | 120 |
| Precinct 26 | 356 | 0 | 272 | 268 | 98.53% | 4 | 1.47% | 0 | 84 |
| Precinct 27 | 550 | 0 | 404 | 400 | 99.01% | 4 | 0.99% | 0 | 146 |
| Precinct 28 | 428 | 0 | 350 | 348 | 99.43% | 2 | 0.57% | 0 | 78 |
| Precinct 29 | 369 | 0 | 299 | 290 | 96.99% | 9 | 3.01% | 0 | 70 |
| Precinct 30 | 384 | 0 | 270 | 267 | 98.89% | 3 | 1.11% | 0 | 114 |
| Precinct 31 | 470 | 0 | 350 | 348 | 99.43% | 2 | 0.57% | 0 | 120 |
| Precinct 32 | 524 | 0 | 375 | 368 | 98.13% | 7 | 1.87% | 0 | 149 |
| Precinct 33 | 538 | 0 | 385 | 379 | 98.44% | 6 | 1.56% | 0 | 153 |
| Precinct 34 | 484 | 0 | 390 | 377 | 96.67% | 13 | 3.33% | 0 | 94 |
| Precinct 35 | 680 | 0 | 513 | 507 | 98.83% | 6 | 1.17% | 0 | 167 |
| Precinct 36 | 423 | 0 | 348 | 342 | 98.28% | 6 | 1.72% | 0 | 75 |
| Precinct 37 | 192 | 0 | 133 | 130 | 97.74% | 3 | 2.26% | 0 | 59 |
| Precinct 38 | 409 | 0 | 295 | 289 | 97.97% | 6 | 2.03% | 0 | 114 |
| Precinct 39 | 405 | 0 | 301 | 287 | 95.35% | 14 | 4.65% | 0 | 104 |
| Precinct 40 | 130 | 0 | 94 | 91 | 96.81% | 3 | 3.19% | 0 | 36 |
| Precinct 41 | 380 | 0 | 281 | 265 | 94.31% | 16 | 5.69% | 0 | 99 |
| Precinct 42 | 362 | 0 | 252 | 244 | 96.83% | 8 | 3.17% | 0 | 110 |
| Precinct 43 | 317 | 0 | 210 | 209 | 99.52% | 1 | 0.48% | 0 | 107 |
| Precinct 44 | 494 | 0 | 376 | 370 | 98.40% | 6 | 1.60% | 0 | 118 |
| Precinct 45 | 393 | 0 | 273 | 267 | 97.80% | 6 | 2.20% | 0 | 120 |
| Precinct 46 | 342 | 0 | 243 | 239 | 98.35% | 4 | 1.65% | 0 | 99 |
| Precinct 47 | 506 | 0 | 373 | 366 | 98.12% | 7 | 1.88% | 0 | 133 |
| Precinct 48 | 164 | 0 | 115 | 112 | 97.39% | 3 | 2.61% | 0 | 49 |
| Precinct 49 | 148 | 0 | 103 | 101 | 98.06% | 2 | 1.94% | 0 | 45 |
| Precinct 50 | 181 | 0 | 124 | 121 | 97.58% | 3 | 2.42% | 0 | 57 |
| Total | 18369 | 0 | 13571 | 13277 | 97.83% | 294 | 2.17% | 0 | 4798 |



I, Nancy Blankenship, Deschutes County Clerk, do hereby certify that the votes recorded on this report correctly summarize the tally of votes cast at the May 15, 2018 Primary Election.

Dated this 4th day of June, 2018.

Nancy Blankenship
Deschutes County Clerk

Official Final Results
Statement of Votes Cast by Contests, Precinct
Deschutes County, May 15, 2018 Primary Election
All Precincts, All Districts, All ScanStations, All Contests, All Boxes
Total Ballots Cast: 47426, Registered Voters: 129768, Overall Turnout: 36.55%
50 precincts reported out of 50 total

Page: 29 of 51
2018-06-04
10:44:29

County Commissioner, Position 1 (REP) (Vote for 1)

| Precinct | Ballots Cast | Reg. Voters | Total Votes | Ed Barbeau | | Anthony R Debone | | Write-in | | Over Votes | Under Votes |
|-------------|-----------------|----------------|----------------|------------|--------|---------------------|--------|----------|-------|---------------|----------------|
| Precinct 01 | 292 | 0 | 238 | 62 | 26.05% | 176 | 73.95% | 0 | 0.00% | 0 | 54 |
| Precinct 02 | 627 | 0 | 525 | 155 | 29.52% | 368 | 70.10% | 2 | 0.38% | 0 | 102 |
| Precinct 03 | 306 | 0 | 246 | 66 | 26.83% | 177 | 71.95% | 3 | 1.22% | 0 | 60 |
| Precinct 04 | 306 | 0 | 270 | 71 | 26.30% | 197 | 72.96% | 2 | 0.74% | 0 | 36 |
| Precinct 05 | 642 | 0 | 546 | 148 | 27.11% | 398 | 72.89% | 0 | 0.00% | 0 | 96 |
| Precinct 06 | 283 | 0 | 242 | 67 | 27.69% | 174 | 71.90% | 1 | 0.41% | 0 | 41 |
| Precinct 07 | 174 | 0 | 139 | 37 | 26.62% | 101 | 72.66% | 1 | 0.72% | 0 | 35 |
| Precinct 08 | 78 | 0 | 67 | 28 | 41.79% | 39 | 58.21% | 0 | 0.00% | 0 | 11 |
| Precinct 09 | 219 | 0 | 194 | 70 | 36.08% | 124 | 63.92% | 0 | 0.00% | 0 | 25 |
| Precinct 10 | 232 | 0 | 206 | 85 | 41.26% | 121 | 58.74% | 0 | 0.00% | 0 | 26 |
| Precinct 11 | 173 | 0 | 149 | 43 | 28.86% | 103 | 69.13% | 3 | 2.01% | 0 | 24 |
| Precinct 12 | 619 | 0 | 539 | 173 | 32.10% | 365 | 67.72% | 1 | 0.19% | 0 | 80 |
| Precinct 13 | 283 | 0 | 264 | 80 | 30.30% | 184 | 69.70% | 0 | 0.00% | 0 | 19 |
| Precinct 14 | 484 | 0 | 400 | 142 | 35.50% | 257 | 64.25% | 1 | 0.25% | 0 | 84 |
| Precinct 15 | 316 | 0 | 243 | 75 | 30.86% | 166 | 68.31% | 2 | 0.82% | 0 | 73 |
| Precinct 16 | 361 | 0 | 301 | 55 | 18.27% | 246 | 81.73% | 0 | 0.00% | 0 | 60 |
| Precinct 17 | 612 | 0 | 540 | 142 | 26.30% | 396 | 73.33% | 2 | 0.37% | 0 | 72 |
| Precinct 18 | 753 | 0 | 645 | 200 | 31.01% | 445 | 68.99% | 0 | 0.00% | 1 | 107 |
| Precinct 19 | 254 | 0 | 233 | 69 | 29.61% | 163 | 69.96% | 1 | 0.43% | 0 | 21 |
| Precinct 20 | 612 | 0 | 521 | 141 | 27.06% | 378 | 72.55% | 2 | 0.38% | 0 | 91 |
| Precinct 21 | 403 | 0 | 341 | 93 | 27.27% | 247 | 72.43% | 1 | 0.29% | 0 | 62 |
| Precinct 22 | 98 | 0 | 71 | 15 | 21.13% | 56 | 78.87% | 0 | 0.00% | 0 | 27 |
| Precinct 23 | 179 | 0 | 171 | 35 | 20.47% | 136 | 79.53% | 0 | 0.00% | 0 | 8 |
| Precinct 24 | 194 | 0 | 183 | 35 | 19.13% | 147 | 80.33% | 1 | 0.55% | 0 | 11 |
| Precinct 25 | 375 | 0 | 312 | 73 | 23.40% | 238 | 76.28% | 1 | 0.32% | 0 | 63 |
| Precinct 26 | 326 | 0 | 289 | 101 | 34.95% | 186 | 64.36% | 2 | 0.69% | 0 | 37 |
| Precinct 27 | 183 | 0 | 155 | 44 | 28.39% | 111 | 71.61% | 0 | 0.00% | 0 | 28 |
| Precinct 28 | 722 | 0 | 627 | 221 | 35.25% | 403 | 64.27% | 3 | 0.48% | 0 | 95 |
| Precinct 29 | 713 | 0 | 635 | 172 | 27.09% | 459 | 72.28% | 4 | 0.63% | 0 | 78 |
| Precinct 30 | 333 | 0 | 279 | 104 | 37.28% | 175 | 62.72% | 0 | 0.00% | 0 | 54 |
| Precinct 31 | 996 | 0 | 884 | 325 | 36.76% | 558 | 63.12% | 1 | 0.11% | 0 | 112 |
| Precinct 32 | 297 | 0 | 250 | 60 | 24.00% | 190 | 76.00% | 0 | 0.00% | 0 | 47 |
| Precinct 33 | 617 | 0 | 526 | 152 | 28.90% | 371 | 70.53% | 3 | 0.57% | 0 | 91 |
| Precinct 34 | 447 | 0 | 367 | 115 | 31.34% | 250 | 68.12% | 2 | 0.54% | 0 | 80 |
| Precinct 35 | 641 | 0 | 540 | 122 | 22.59% | 417 | 77.22% | 1 | 0.19% | 0 | 101 |
| Precinct 36 | 809 | 0 | 727 | 229 | 31.50% | 496 | 68.23% | 2 | 0.28% | 1 | 81 |
| Precinct 37 | 224 | 0 | 202 | 78 | 38.61% | 123 | 60.89% | 1 | 0.50% | 0 | 22 |
| Precinct 38 | 468 | 0 | 408 | 100 | 24.51% | 306 | 75.00% | 2 | 0.49% | 0 | 60 |
| Precinct 39 | 720 | 0 | 656 | 115 | 17.53% | 540 | 82.32% | 1 | 0.15% | 0 | 64 |
| Precinct 40 | 259 | 0 | 241 | 37 | 15.35% | 201 | 83.40% | 3 | 1.24% | 0 | 18 |
| Precinct 41 | 541 | 0 | 454 | 110 | 24.23% | 342 | 75.33% | 2 | 0.44% | 0 | 87 |
| Precinct 42 | 596 | 0 | 523 | 154 | 29.45% | 366 | 69.98% | 3 | 0.57% | 0 | 73 |
| Precinct 43 | 466 | 0 | 400 | 112 | 28.00% | 284 | 71.00% | 4 | 1.00% | 0 | 66 |
| Precinct 44 | 490 | 0 | 432 | 108 | 25.00% | 319 | 73.84% | 5 | 1.16% | 0 | 58 |
| Precinct 45 | 435 | 0 | 349 | 104 | 29.80% | 244 | 69.91% | 1 | 0.29% | 0 | 86 |
| Precinct 46 | 295 | 0 | 247 | 75 | 30.36% | 171 | 69.23% | 1 | 0.40% | 0 | 48 |
| Precinct 47 | 552 | 0 | 449 | 98 | 21.83% | 351 | 78.17% | 0 | 0.00% | 0 | 103 |
| Precinct 48 | 384 | 0 | 319 | 91 | 28.53% | 227 | 71.16% | 1 | 0.31% | 0 | 65 |
| Precinct 49 | 171 | 0 | 147 | 43 | 29.25% | 104 | 70.75% | 0 | 0.00% | 0 | 24 |
| Precinct 50 | 345 | 0 | 309 | 66 | 21.36% | 242 | 78.32% | 1 | 0.32% | 0 | 36 |
| Total | 20905 | 0 | 18001 | 5096 | 28.31% | 12838 | 71.32% | 67 | 0.37% | 2 | 2902 |



I, Nancy Blankenship, Deschutes County Clerk, do hereby certify that the votes recorded on this report correctly summarize the tally of votes cast at the May 15, 2018 Primary Election.

Dated this 4th day of June, 2018.

Nancy Blankenship

Nancy Blankenship
Deschutes County Clerk

Official Final Results
Statement of Votes Cast by Contests, Precinct
Deschutes County, May 15, 2018 Primary Election
All Precincts, All Districts, All ScanStations, All Contests, All Boxes
Total Ballots Cast: 47426, Registered Voters: 129768, Overall Turnout: 36.55%
50 precincts reported out of 50 total

Page: 30 of 51
2018-06-04
10:44:29

County Commissioner, Position 1 (IND) (Vote for 1)

| Precinct | Ballots Cast | Reg. Voters | Total Votes | Write-in | Over Votes | Under Votes |
|-------------|-----------------|----------------|----------------|-------------|---------------|----------------|
| Precinct 01 | 49 | 0 | 10 | 10 100.00% | 0 | 39 |
| Precinct 02 | 73 | 0 | 14 | 14 100.00% | 0 | 59 |
| Precinct 03 | 98 | 0 | 24 | 24 100.00% | 0 | 74 |
| Precinct 04 | 45 | 0 | 17 | 17 100.00% | 0 | 28 |
| Precinct 05 | 60 | 0 | 16 | 16 100.00% | 0 | 44 |
| Precinct 06 | 48 | 0 | 18 | 18 100.00% | 0 | 30 |
| Precinct 07 | 33 | 0 | 9 | 9 100.00% | 0 | 24 |
| Precinct 08 | 7 | 0 | 1 | 1 100.00% | 0 | 6 |
| Precinct 09 | 27 | 0 | 8 | 8 100.00% | 0 | 19 |
| Precinct 10 | 13 | 0 | 6 | 6 100.00% | 0 | 7 |
| Precinct 11 | 20 | 0 | 9 | 9 100.00% | 0 | 11 |
| Precinct 12 | 38 | 0 | 17 | 17 100.00% | 0 | 21 |
| Precinct 13 | 14 | 0 | 4 | 4 100.00% | 0 | 10 |
| Precinct 14 | 34 | 0 | 14 | 14 100.00% | 0 | 20 |
| Precinct 15 | 28 | 0 | 4 | 4 100.00% | 0 | 24 |
| Precinct 16 | 32 | 0 | 10 | 10 100.00% | 0 | 22 |
| Precinct 17 | 46 | 0 | 15 | 15 100.00% | 0 | 31 |
| Precinct 18 | 44 | 0 | 9 | 9 100.00% | 0 | 35 |
| Precinct 19 | 16 | 0 | 3 | 3 100.00% | 0 | 13 |
| Precinct 20 | 75 | 0 | 19 | 19 100.00% | 0 | 56 |
| Precinct 21 | 27 | 0 | 3 | 3 100.00% | 0 | 24 |
| Precinct 22 | 14 | 0 | 1 | 1 100.00% | 0 | 13 |
| Precinct 23 | 30 | 0 | 4 | 4 100.00% | 0 | 26 |
| Precinct 24 | 25 | 0 | 5 | 5 100.00% | 0 | 20 |
| Precinct 25 | 54 | 0 | 16 | 16 100.00% | 0 | 38 |
| Precinct 26 | 38 | 0 | 7 | 7 100.00% | 0 | 31 |
| Precinct 27 | 38 | 0 | 13 | 13 100.00% | 0 | 25 |
| Precinct 28 | 73 | 0 | 18 | 18 100.00% | 0 | 55 |
| Precinct 29 | 65 | 0 | 15 | 15 100.00% | 0 | 50 |
| Precinct 30 | 54 | 0 | 15 | 15 100.00% | 0 | 39 |
| Precinct 31 | 69 | 0 | 16 | 16 100.00% | 0 | 53 |
| Precinct 32 | 46 | 0 | 20 | 20 100.00% | 0 | 26 |
| Precinct 33 | 58 | 0 | 16 | 16 100.00% | 0 | 42 |
| Precinct 34 | 44 | 0 | 14 | 14 100.00% | 0 | 30 |
| Precinct 35 | 91 | 0 | 24 | 24 100.00% | 0 | 67 |
| Precinct 36 | 76 | 0 | 16 | 16 100.00% | 0 | 60 |
| Precinct 37 | 16 | 0 | 6 | 6 100.00% | 0 | 10 |
| Precinct 38 | 49 | 0 | 10 | 10 100.00% | 0 | 39 |
| Precinct 39 | 88 | 0 | 29 | 29 100.00% | 0 | 59 |
| Precinct 40 | 24 | 0 | 9 | 9 100.00% | 0 | 15 |
| Precinct 41 | 57 | 0 | 18 | 18 100.00% | 0 | 39 |
| Precinct 42 | 42 | 0 | 9 | 9 100.00% | 0 | 33 |
| Precinct 43 | 38 | 0 | 7 | 7 100.00% | 0 | 31 |
| Precinct 44 | 59 | 0 | 13 | 13 100.00% | 0 | 46 |
| Precinct 45 | 46 | 0 | 7 | 7 100.00% | 0 | 39 |
| Precinct 46 | 28 | 0 | 8 | 8 100.00% | 0 | 20 |
| Precinct 47 | 68 | 0 | 12 | 12 100.00% | 0 | 56 |
| Precinct 48 | 21 | 0 | 5 | 5 100.00% | 0 | 16 |
| Precinct 49 | 23 | 0 | 8 | 8 100.00% | 0 | 15 |
| Precinct 50 | 28 | 0 | 12 | 12 100.00% | 0 | 16 |
| Total | 2189 | 0 | 583 | 583 100.00% | 0 | 1606 |



I, Nancy Blankenship, Deschutes County Clerk, do hereby certify that the votes recorded on this report correctly summarize the tally of votes cast at the May 15, 2018 Primary Election.

Dated this 4th day of June, 2018.


Nancy Blankenship
Deschutes County Clerk

Official Final Results
Statement of Votes Cast by Contests, Precinct
Deschutes County, May 15, 2018 Primary Election
All Precincts, All Districts, All ScanStations, All Contests, All Boxes
Total Ballots Cast: 47426, Registered Voters: 129768, Overall Turnout: 36.55%
50 precincts reported out of 50 total

Page: 31 of 51
2018-06-04
10:44:29

County Commissioner, Position 3 (DEM) (Vote for 1)

| Precinct | Ballots Cast | Reg. Voters | Total Votes | James Cook | Write-in | Over Votes | Under Votes |
|-------------|-----------------|----------------|----------------|--------------|-----------|---------------|----------------|
| Precinct 01 | 717 | 0 | 517 | 508 98.26% | 9 1.74% | 0 | 200 |
| Precinct 02 | 432 | 0 | 303 | 291 96.04% | 12 3.96% | 0 | 129 |
| Precinct 03 | 981 | 0 | 691 | 685 99.13% | 6 0.87% | 0 | 290 |
| Precinct 04 | 688 | 0 | 475 | 467 98.32% | 8 1.68% | 0 | 213 |
| Precinct 05 | 722 | 0 | 511 | 505 98.83% | 6 1.17% | 0 | 211 |
| Precinct 06 | 437 | 0 | 308 | 303 98.38% | 5 1.62% | 0 | 129 |
| Precinct 07 | 452 | 0 | 293 | 288 98.29% | 5 1.71% | 0 | 159 |
| Precinct 08 | 69 | 0 | 44 | 43 97.73% | 1 2.27% | 0 | 25 |
| Precinct 09 | 249 | 0 | 183 | 182 99.45% | 1 0.55% | 0 | 66 |
| Precinct 10 | 79 | 0 | 59 | 56 94.92% | 3 5.08% | 0 | 20 |
| Precinct 11 | 236 | 0 | 175 | 168 96.00% | 7 4.00% | 0 | 61 |
| Precinct 12 | 354 | 0 | 245 | 236 96.33% | 9 3.67% | 0 | 109 |
| Precinct 13 | 177 | 0 | 119 | 113 94.96% | 6 5.04% | 0 | 58 |
| Precinct 14 | 300 | 0 | 182 | 180 98.90% | 2 1.10% | 0 | 118 |
| Precinct 15 | 283 | 0 | 170 | 164 96.47% | 6 3.53% | 0 | 113 |
| Precinct 16 | 293 | 0 | 208 | 208 100.00% | 0 0.00% | 0 | 85 |
| Precinct 17 | 424 | 0 | 313 | 299 95.53% | 14 4.47% | 0 | 111 |
| Precinct 18 | 329 | 0 | 220 | 211 95.91% | 9 4.09% | 0 | 109 |
| Precinct 19 | 108 | 0 | 76 | 74 97.37% | 2 2.63% | 0 | 32 |
| Precinct 20 | 529 | 0 | 380 | 366 96.32% | 14 3.68% | 0 | 149 |
| Precinct 21 | 181 | 0 | 126 | 120 95.24% | 6 4.76% | 0 | 55 |
| Precinct 22 | 60 | 0 | 51 | 51 100.00% | 0 0.00% | 0 | 9 |
| Precinct 23 | 83 | 0 | 64 | 59 92.19% | 5 7.81% | 0 | 19 |
| Precinct 24 | 82 | 0 | 58 | 55 94.83% | 3 5.17% | 0 | 24 |
| Precinct 25 | 475 | 0 | 348 | 341 97.99% | 7 2.01% | 0 | 127 |
| Precinct 26 | 356 | 0 | 254 | 250 98.43% | 4 1.57% | 0 | 102 |
| Precinct 27 | 550 | 0 | 380 | 372 97.89% | 8 2.11% | 0 | 170 |
| Precinct 28 | 428 | 0 | 340 | 333 97.94% | 7 2.06% | 0 | 88 |
| Precinct 29 | 369 | 0 | 291 | 281 96.56% | 10 3.44% | 0 | 78 |
| Precinct 30 | 384 | 0 | 248 | 247 99.60% | 1 0.40% | 0 | 136 |
| Precinct 31 | 470 | 0 | 341 | 340 99.71% | 1 0.29% | 0 | 129 |
| Precinct 32 | 524 | 0 | 355 | 344 96.90% | 11 3.10% | 0 | 169 |
| Precinct 33 | 538 | 0 | 374 | 362 96.79% | 12 3.21% | 0 | 164 |
| Precinct 34 | 484 | 0 | 380 | 365 96.05% | 15 3.95% | 0 | 104 |
| Precinct 35 | 680 | 0 | 489 | 483 98.77% | 6 1.23% | 0 | 191 |
| Precinct 36 | 423 | 0 | 328 | 324 98.78% | 4 1.22% | 0 | 95 |
| Precinct 37 | 192 | 0 | 127 | 125 98.43% | 2 1.57% | 0 | 65 |
| Precinct 38 | 409 | 0 | 281 | 274 97.51% | 7 2.49% | 0 | 128 |
| Precinct 39 | 405 | 0 | 291 | 277 95.19% | 14 4.81% | 0 | 114 |
| Precinct 40 | 130 | 0 | 90 | 88 97.78% | 2 2.22% | 0 | 40 |
| Precinct 41 | 380 | 0 | 266 | 250 93.98% | 16 6.02% | 0 | 114 |
| Precinct 42 | 362 | 0 | 232 | 229 98.71% | 3 1.29% | 0 | 130 |
| Precinct 43 | 317 | 0 | 200 | 197 98.50% | 3 1.50% | 0 | 117 |
| Precinct 44 | 494 | 0 | 354 | 346 97.74% | 8 2.26% | 0 | 140 |
| Precinct 45 | 393 | 0 | 262 | 256 97.71% | 6 2.29% | 0 | 131 |
| Precinct 46 | 342 | 0 | 236 | 227 96.19% | 9 3.81% | 0 | 106 |
| Precinct 47 | 506 | 0 | 360 | 353 98.06% | 7 1.94% | 0 | 146 |
| Precinct 48 | 164 | 0 | 113 | 109 96.46% | 4 3.54% | 0 | 51 |
| Precinct 49 | 148 | 0 | 89 | 87 97.75% | 2 2.25% | 0 | 59 |
| Precinct 50 | 181 | 0 | 113 | 108 95.58% | 5 4.42% | 0 | 68 |
| Total | 18369 | 0 | 12913 | 12600 97.58% | 313 2.42% | 0 | 5456 |



I, Nancy Blankenship, Deschutes County Clerk, do hereby certify that the votes recorded on this report correctly summarize the tally of votes cast at the May 15, 2018 Primary Election.

Dated this 4th day of June, 2018.

Nancy Blankenship
Deschutes County Clerk

Official Final Results
Statement of Votes Cast by Contests, Precinct
Deschutes County, May 15, 2018 Primary Election
All Precincts, All Districts, All ScanStations, All Contests, All Boxes
Total Ballots Cast: 47426, Registered Voters: 129768, Overall Turnout: 36.55%
50 precincts reported out of 50 total

Page: 32 of 51
2018-06-04
10:44:29

County Commissioner, Position 3 (REP) (Vote for 1)

| Precinct | Ballots Cast | Reg. Voters | Total Votes | Tammy Baney | | Patti Adair | | Write-in | | Over Votes | Under Votes |
|-------------|-----------------|----------------|----------------|-------------|--------|-------------|--------|----------|-------|---------------|----------------|
| Precinct 01 | 292 | 0 | 262 | 169 | 64.50% | 91 | 34.73% | 2 | 0.76% | 0 | 30 |
| Precinct 02 | 627 | 0 | 540 | 248 | 45.93% | 292 | 54.07% | 0 | 0.00% | 0 | 87 |
| Precinct 03 | 306 | 0 | 262 | 148 | 56.49% | 114 | 43.51% | 0 | 0.00% | 0 | 44 |
| Precinct 04 | 306 | 0 | 276 | 146 | 52.90% | 127 | 46.01% | 3 | 1.09% | 0 | 30 |
| Precinct 05 | 642 | 0 | 578 | 295 | 51.04% | 283 | 48.96% | 0 | 0.00% | 0 | 64 |
| Precinct 06 | 283 | 0 | 253 | 153 | 60.47% | 100 | 39.53% | 0 | 0.00% | 0 | 30 |
| Precinct 07 | 174 | 0 | 148 | 95 | 64.19% | 53 | 35.81% | 0 | 0.00% | 0 | 26 |
| Precinct 08 | 78 | 0 | 68 | 35 | 51.47% | 33 | 48.53% | 0 | 0.00% | 0 | 10 |
| Precinct 09 | 219 | 0 | 201 | 109 | 54.23% | 92 | 45.77% | 0 | 0.00% | 0 | 18 |
| Precinct 10 | 232 | 0 | 218 | 74 | 33.94% | 144 | 66.06% | 0 | 0.00% | 0 | 14 |
| Precinct 11 | 173 | 0 | 157 | 89 | 56.69% | 66 | 42.04% | 2 | 1.27% | 0 | 16 |
| Precinct 12 | 619 | 0 | 571 | 294 | 51.49% | 276 | 48.34% | 1 | 0.18% | 0 | 48 |
| Precinct 13 | 283 | 0 | 265 | 121 | 45.66% | 144 | 54.34% | 0 | 0.00% | 0 | 18 |
| Precinct 14 | 484 | 0 | 434 | 126 | 29.03% | 308 | 70.97% | 0 | 0.00% | 1 | 49 |
| Precinct 15 | 316 | 0 | 278 | 86 | 30.94% | 192 | 69.06% | 0 | 0.00% | 0 | 38 |
| Precinct 16 | 361 | 0 | 294 | 169 | 57.48% | 125 | 42.52% | 0 | 0.00% | 1 | 66 |
| Precinct 17 | 612 | 0 | 564 | 267 | 47.34% | 297 | 52.66% | 0 | 0.00% | 0 | 48 |
| Precinct 18 | 753 | 0 | 665 | 274 | 41.20% | 390 | 58.65% | 1 | 0.15% | 0 | 88 |
| Precinct 19 | 254 | 0 | 236 | 114 | 48.31% | 121 | 51.27% | 1 | 0.42% | 0 | 18 |
| Precinct 20 | 612 | 0 | 551 | 260 | 47.19% | 291 | 52.81% | 0 | 0.00% | 0 | 61 |
| Precinct 21 | 403 | 0 | 365 | 194 | 53.15% | 171 | 46.85% | 0 | 0.00% | 0 | 38 |
| Precinct 22 | 98 | 0 | 80 | 41 | 51.25% | 39 | 48.75% | 0 | 0.00% | 0 | 18 |
| Precinct 23 | 179 | 0 | 169 | 88 | 52.07% | 81 | 47.93% | 0 | 0.00% | 0 | 10 |
| Precinct 24 | 194 | 0 | 173 | 87 | 50.29% | 86 | 49.71% | 0 | 0.00% | 0 | 21 |
| Precinct 25 | 375 | 0 | 340 | 193 | 56.76% | 147 | 43.24% | 0 | 0.00% | 0 | 35 |
| Precinct 26 | 326 | 0 | 299 | 141 | 47.16% | 158 | 52.84% | 0 | 0.00% | 0 | 27 |
| Precinct 27 | 183 | 0 | 166 | 109 | 65.66% | 56 | 33.73% | 1 | 0.60% | 0 | 17 |
| Precinct 28 | 722 | 0 | 646 | 267 | 41.33% | 379 | 58.67% | 0 | 0.00% | 0 | 76 |
| Precinct 29 | 713 | 0 | 652 | 279 | 42.79% | 370 | 56.75% | 3 | 0.46% | 0 | 61 |
| Precinct 30 | 333 | 0 | 294 | 109 | 37.07% | 184 | 62.59% | 1 | 0.34% | 0 | 39 |
| Precinct 31 | 996 | 0 | 916 | 393 | 42.90% | 523 | 57.10% | 0 | 0.00% | 0 | 80 |
| Precinct 32 | 297 | 0 | 261 | 132 | 50.57% | 129 | 49.43% | 0 | 0.00% | 0 | 36 |
| Precinct 33 | 617 | 0 | 557 | 286 | 51.35% | 271 | 48.65% | 0 | 0.00% | 0 | 60 |
| Precinct 34 | 447 | 0 | 381 | 197 | 51.71% | 179 | 46.98% | 5 | 1.31% | 0 | 66 |
| Precinct 35 | 641 | 0 | 560 | 334 | 59.64% | 225 | 40.18% | 1 | 0.18% | 0 | 81 |
| Precinct 36 | 809 | 0 | 729 | 333 | 45.68% | 396 | 54.32% | 0 | 0.00% | 0 | 80 |
| Precinct 37 | 224 | 0 | 206 | 79 | 38.35% | 126 | 61.17% | 1 | 0.49% | 0 | 18 |
| Precinct 38 | 468 | 0 | 410 | 182 | 44.39% | 228 | 55.61% | 0 | 0.00% | 0 | 58 |
| Precinct 39 | 720 | 0 | 632 | 294 | 46.52% | 337 | 53.32% | 1 | 0.16% | 0 | 88 |
| Precinct 40 | 259 | 0 | 236 | 120 | 50.85% | 115 | 48.73% | 1 | 0.42% | 0 | 23 |
| Precinct 41 | 541 | 0 | 498 | 241 | 48.39% | 257 | 51.61% | 0 | 0.00% | 0 | 43 |
| Precinct 42 | 596 | 0 | 536 | 218 | 40.67% | 314 | 58.58% | 4 | 0.75% | 0 | 60 |
| Precinct 43 | 466 | 0 | 431 | 222 | 51.51% | 207 | 48.03% | 2 | 0.46% | 0 | 35 |
| Precinct 44 | 490 | 0 | 456 | 241 | 52.85% | 212 | 46.49% | 3 | 0.66% | 0 | 34 |
| Precinct 45 | 435 | 0 | 389 | 137 | 35.22% | 251 | 64.52% | 1 | 0.26% | 0 | 46 |
| Precinct 46 | 295 | 0 | 264 | 133 | 50.38% | 130 | 49.24% | 1 | 0.38% | 0 | 31 |
| Precinct 47 | 552 | 0 | 481 | 323 | 67.15% | 158 | 32.85% | 0 | 0.00% | 0 | 71 |
| Precinct 48 | 384 | 0 | 338 | 122 | 36.09% | 216 | 63.91% | 0 | 0.00% | 0 | 46 |
| Precinct 49 | 171 | 0 | 151 | 94 | 62.25% | 57 | 37.75% | 0 | 0.00% | 0 | 20 |
| Precinct 50 | 345 | 0 | 302 | 135 | 44.70% | 167 | 55.30% | 0 | 0.00% | 0 | 43 |
| Total | 20905 | 0 | 18739 | 8996 | 48.01% | 9708 | 51.81% | 35 | 0.19% | 2 | 2164 |



I, Nancy Blankenship, Deschutes County Clerk, do hereby certify that the votes recorded on this report correctly summarize the tally of votes cast at the May 15, 2018 Primary Election.

Dated this 4th day of June, 2018.


Nancy Blankenship
Deschutes County Clerk

Official Final Results
Statement of Votes Cast by Contests, Precinct
Deschutes County, May 15, 2018 Primary Election
All Precincts, All Districts, All ScanStations, All Contests, All Boxes
Total Ballots Cast: 47426, Registered Voters: 129768, Overall Turnout: 36.55%
50 precincts reported out of 50 total

Page: 33 of 51
2018-06-04
10:44:29


County Commissioner, Position 3 (IND) (Vote for 1)

| Precinct | Ballots Cast | Reg. Voters | Total Votes | Write-in | Over Votes | Under Votes |
|-------------|-----------------|----------------|----------------|-------------|---------------|----------------|
| Precinct 01 | 49 | 0 | 13 | 13 100.00% | 0 | 36 |
| Precinct 02 | 73 | 0 | 19 | 19 100.00% | 0 | 54 |
| Precinct 03 | 98 | 0 | 21 | 21 100.00% | 0 | 77 |
| Precinct 04 | 45 | 0 | 15 | 15 100.00% | 0 | 30 |
| Precinct 05 | 60 | 0 | 18 | 18 100.00% | 0 | 42 |
| Precinct 06 | 48 | 0 | 18 | 18 100.00% | 0 | 30 |
| Precinct 07 | 33 | 0 | 7 | 7 100.00% | 0 | 26 |
| Precinct 08 | 7 | 0 | 1 | 1 100.00% | 0 | 6 |
| Precinct 09 | 27 | 0 | 8 | 8 100.00% | 0 | 19 |
| Precinct 10 | 13 | 0 | 6 | 6 100.00% | 0 | 7 |
| Precinct 11 | 20 | 0 | 8 | 8 100.00% | 0 | 12 |
| Precinct 12 | 38 | 0 | 16 | 16 100.00% | 0 | 22 |
| Precinct 13 | 14 | 0 | 5 | 5 100.00% | 0 | 9 |
| Precinct 14 | 34 | 0 | 14 | 14 100.00% | 0 | 20 |
| Precinct 15 | 28 | 0 | 4 | 4 100.00% | 0 | 24 |
| Precinct 16 | 32 | 0 | 11 | 11 100.00% | 0 | 21 |
| Precinct 17 | 46 | 0 | 15 | 15 100.00% | 0 | 31 |
| Precinct 18 | 44 | 0 | 12 | 12 100.00% | 0 | 32 |
| Precinct 19 | 16 | 0 | 2 | 2 100.00% | 0 | 14 |
| Precinct 20 | 75 | 0 | 19 | 19 100.00% | 0 | 56 |
| Precinct 21 | 27 | 0 | 3 | 3 100.00% | 0 | 24 |
| Precinct 22 | 14 | 0 | 0 | 0 0.00% | 0 | 14 |
| Precinct 23 | 30 | 0 | 4 | 4 100.00% | 0 | 26 |
| Precinct 24 | 25 | 0 | 5 | 5 100.00% | 0 | 20 |
| Precinct 25 | 54 | 0 | 15 | 15 100.00% | 0 | 39 |
| Precinct 26 | 38 | 0 | 7 | 7 100.00% | 0 | 31 |
| Precinct 27 | 38 | 0 | 14 | 14 100.00% | 0 | 24 |
| Precinct 28 | 73 | 0 | 17 | 17 100.00% | 0 | 56 |
| Precinct 29 | 65 | 0 | 16 | 16 100.00% | 0 | 49 |
| Precinct 30 | 54 | 0 | 18 | 18 100.00% | 0 | 36 |
| Precinct 31 | 69 | 0 | 13 | 13 100.00% | 0 | 56 |
| Precinct 32 | 46 | 0 | 19 | 19 100.00% | 0 | 27 |
| Precinct 33 | 58 | 0 | 17 | 17 100.00% | 0 | 41 |
| Precinct 34 | 44 | 0 | 14 | 14 100.00% | 0 | 30 |
| Precinct 35 | 91 | 0 | 29 | 29 100.00% | 0 | 62 |
| Precinct 36 | 76 | 0 | 18 | 18 100.00% | 0 | 58 |
| Precinct 37 | 16 | 0 | 5 | 5 100.00% | 0 | 11 |
| Precinct 38 | 49 | 0 | 11 | 11 100.00% | 0 | 38 |
| Precinct 39 | 88 | 0 | 31 | 31 100.00% | 0 | 57 |
| Precinct 40 | 24 | 0 | 9 | 9 100.00% | 0 | 15 |
| Precinct 41 | 57 | 0 | 20 | 20 100.00% | 0 | 37 |
| Precinct 42 | 42 | 0 | 11 | 11 100.00% | 0 | 31 |
| Precinct 43 | 38 | 0 | 8 | 8 100.00% | 0 | 30 |
| Precinct 44 | 59 | 0 | 14 | 14 100.00% | 0 | 45 |
| Precinct 45 | 46 | 0 | 6 | 6 100.00% | 0 | 40 |
| Precinct 46 | 28 | 0 | 9 | 9 100.00% | 0 | 19 |
| Precinct 47 | 68 | 0 | 10 | 10 100.00% | 0 | 58 |
| Precinct 48 | 21 | 0 | 7 | 7 100.00% | 0 | 14 |
| Precinct 49 | 23 | 0 | 8 | 8 100.00% | 0 | 15 |
| Precinct 50 | 28 | 0 | 11 | 11 100.00% | 0 | 17 |
| Total | 2189 | 0 | 601 | 601 100.00% | 0 | 1588 |



I, Nancy Blankenship, Deschutes County Clerk, do hereby certify that the votes recorded on this report correctly summarize the tally of votes cast at the May 15, 2018 Primary Election.

Dated this 4th day of June, 2018.


Nancy Blankenship
Deschutes County Clerk

Official Final Results
Statement of Votes Cast by Contests, Precinct
Deschutes County, May 15, 2018 Primary Election
All Precincts, All Districts, All ScanStations, All Contests, All Boxes
Total Ballots Cast: 47426, Registered Voters: 129768, Overall Turnout: 36.55%
50 precincts reported out of 50 total

Page: 34 of 51
2018-06-04
10:44:29

Commissioner of the Bureau of Labor and Industries (Vote for 1)

| Precinct | Ballots Cast | Reg. Voters | Total Votes | Lou Ogden | | Val Hoyle | | Jack Howard | | Write-in | |
|-------------|-----------------|----------------|----------------|-----------|--------|-----------|--------|-------------|--------|----------|-------|
| Precinct 01 | 1230 | 2944 | 925 | 218 | 23.57% | 657 | 71.03% | 44 | 4.76% | 6 | 0.65% |
| Precinct 02 | 1286 | 3183 | 924 | 399 | 43.18% | 393 | 42.53% | 127 | 13.74% | 5 | 0.54% |
| Precinct 03 | 1637 | 3717 | 1217 | 293 | 24.08% | 869 | 71.41% | 49 | 4.03% | 6 | 0.49% |
| Precinct 04 | 1257 | 3513 | 963 | 225 | 23.36% | 643 | 66.77% | 91 | 9.45% | 4 | 0.42% |
| Precinct 05 | 1641 | 4521 | 1240 | 453 | 36.53% | 652 | 52.58% | 131 | 10.56% | 4 | 0.32% |
| Precinct 06 | 930 | 3391 | 709 | 239 | 33.71% | 394 | 55.57% | 74 | 10.44% | 2 | 0.28% |
| Precinct 07 | 753 | 1896 | 525 | 129 | 24.57% | 360 | 68.57% | 35 | 6.67% | 1 | 0.19% |
| Precinct 08 | 184 | 418 | 134 | 55 | 41.04% | 63 | 47.01% | 15 | 11.19% | 1 | 0.75% |
| Precinct 09 | 583 | 2313 | 422 | 162 | 38.39% | 213 | 50.47% | 45 | 10.66% | 2 | 0.47% |
| Precinct 10 | 360 | 1147 | 269 | 132 | 49.07% | 102 | 37.92% | 35 | 13.01% | 0 | 0.00% |
| Precinct 11 | 504 | 1273 | 404 | 138 | 34.16% | 233 | 57.67% | 32 | 7.92% | 1 | 0.25% |
| Precinct 12 | 1127 | 2731 | 772 | 318 | 41.19% | 337 | 43.65% | 116 | 15.03% | 1 | 0.13% |
| Precinct 13 | 525 | 1268 | 369 | 165 | 44.72% | 160 | 43.36% | 44 | 11.92% | 0 | 0.00% |
| Precinct 14 | 958 | 1971 | 643 | 300 | 46.66% | 266 | 41.37% | 77 | 11.98% | 0 | 0.00% |
| Precinct 15 | 743 | 1216 | 485 | 187 | 38.56% | 236 | 48.66% | 60 | 12.37% | 2 | 0.41% |
| Precinct 16 | 730 | 1344 | 567 | 250 | 44.09% | 264 | 46.56% | 53 | 9.35% | 0 | 0.00% |
| Precinct 17 | 1212 | 5245 | 1002 | 363 | 36.23% | 437 | 43.61% | 197 | 19.66% | 5 | 0.50% |
| Precinct 18 | 1196 | 3422 | 919 | 413 | 44.94% | 319 | 34.71% | 184 | 20.02% | 3 | 0.33% |
| Precinct 19 | 425 | 1380 | 332 | 161 | 48.49% | 110 | 33.13% | 59 | 17.77% | 2 | 0.60% |
| Precinct 20 | 1446 | 4740 | 1099 | 448 | 40.76% | 527 | 47.95% | 122 | 11.10% | 2 | 0.18% |
| Precinct 21 | 699 | 1525 | 486 | 239 | 49.18% | 175 | 36.01% | 71 | 14.61% | 1 | 0.21% |
| Precinct 22 | 188 | 306 | 135 | 52 | 38.52% | 63 | 46.67% | 20 | 14.81% | 0 | 0.00% |
| Precinct 23 | 343 | 1265 | 259 | 101 | 39.00% | 81 | 31.27% | 75 | 28.96% | 2 | 0.77% |
| Precinct 24 | 352 | 1004 | 248 | 126 | 50.81% | 79 | 31.85% | 43 | 17.34% | 0 | 0.00% |
| Precinct 25 | 1072 | 3936 | 793 | 264 | 33.29% | 440 | 55.49% | 88 | 11.10% | 1 | 0.13% |
| Precinct 26 | 841 | 2803 | 637 | 237 | 37.21% | 323 | 50.71% | 74 | 11.62% | 3 | 0.47% |
| Precinct 27 | 902 | 2189 | 639 | 152 | 23.79% | 454 | 71.05% | 32 | 5.01% | 1 | 0.16% |
| Precinct 28 | 1355 | 5325 | 1103 | 443 | 40.16% | 489 | 44.33% | 166 | 15.05% | 5 | 0.45% |
| Precinct 29 | 1248 | 4041 | 1018 | 443 | 43.52% | 396 | 38.90% | 175 | 17.19% | 4 | 0.39% |
| Precinct 30 | 894 | 1851 | 613 | 197 | 32.14% | 337 | 54.98% | 79 | 12.89% | 0 | 0.00% |
| Precinct 31 | 1655 | 3443 | 1263 | 626 | 49.56% | 461 | 36.50% | 174 | 13.78% | 2 | 0.16% |
| Precinct 32 | 1025 | 3582 | 765 | 214 | 27.97% | 458 | 59.87% | 89 | 11.63% | 4 | 0.52% |
| Precinct 33 | 1397 | 3222 | 1008 | 417 | 41.37% | 483 | 47.92% | 108 | 10.71% | 0 | 0.00% |
| Precinct 34 | 1123 | 3804 | 886 | 311 | 35.10% | 443 | 50.00% | 130 | 14.67% | 2 | 0.23% |
| Precinct 35 | 1605 | 2981 | 1166 | 452 | 38.77% | 614 | 52.66% | 98 | 8.40% | 2 | 0.17% |
| Precinct 36 | 1428 | 4578 | 1156 | 519 | 44.90% | 455 | 39.36% | 180 | 15.57% | 2 | 0.17% |
| Precinct 37 | 487 | 1179 | 359 | 132 | 36.77% | 182 | 50.70% | 43 | 11.98% | 2 | 0.56% |
| Precinct 38 | 1054 | 2954 | 765 | 283 | 36.99% | 363 | 47.45% | 117 | 15.29% | 2 | 0.26% |
| Precinct 39 | 1407 | 3875 | 1025 | 443 | 43.22% | 405 | 39.51% | 173 | 16.88% | 4 | 0.39% |
| Precinct 40 | 481 | 1313 | 352 | 141 | 40.06% | 116 | 32.95% | 95 | 26.99% | 0 | 0.00% |
| Precinct 41 | 1110 | 2763 | 821 | 331 | 40.32% | 355 | 43.24% | 133 | 16.20% | 2 | 0.24% |
| Precinct 42 | 1154 | 3973 | 854 | 322 | 37.70% | 362 | 42.39% | 166 | 19.44% | 4 | 0.47% |
| Precinct 43 | 951 | 1839 | 705 | 321 | 45.53% | 310 | 43.97% | 73 | 10.35% | 1 | 0.14% |
| Precinct 44 | 1196 | 3376 | 885 | 315 | 35.59% | 448 | 50.62% | 116 | 13.11% | 6 | 0.68% |
| Precinct 45 | 1022 | 1763 | 662 | 248 | 37.46% | 331 | 50.00% | 83 | 12.54% | 0 | 0.00% |
| Precinct 46 | 761 | 2325 | 562 | 185 | 32.92% | 313 | 55.69% | 64 | 11.39% | 0 | 0.00% |
| Precinct 47 | 1301 | 2768 | 880 | 375 | 42.61% | 432 | 49.09% | 71 | 8.07% | 2 | 0.23% |
| Precinct 48 | 616 | 1762 | 465 | 207 | 44.52% | 168 | 36.13% | 87 | 18.71% | 3 | 0.65% |
| Precinct 49 | 382 | 816 | 282 | 120 | 42.55% | 141 | 50.00% | 21 | 7.45% | 0 | 0.00% |
| Precinct 50 | 633 | 1574 | 453 | 195 | 43.05% | 164 | 36.20% | 92 | 20.31% | 2 | 0.44% |
| Total | 47409 | 1574 | 35165 | 13459 | 38.27% | 17076 | 48.56% | 4526 | 12.87% | 104 | 0.30% |



I, Nancy Blankenship, Deschutes County Clerk, do hereby certify that the votes recorded on this report correctly summarize the tally of votes cast at the May 15, 2018 Primary Election.

Dated this 4th day of June, 2018.

Nancy Blankenship
Deschutes County Clerk

Official Final Results
Statement of Votes Cast by Contests, Precinct
Deschutes County, May 15, 2018 Primary Election
All Precincts, All Districts, All ScanStations, All Contests, All Boxes
Total Ballots Cast: 47426, Registered Voters: 129768, Overall Turnout: 36.55%
50 precincts reported out of 50 total

Page: 35 of 51
2018-06-04
10:44:29

Commissioner of the Bureau of Labor and Industries (Vote for 1)

| Precinct | Ballots Cast | Reg. Voters | Total Votes | Over Votes | Under Votes |
|-------------|-----------------|----------------|----------------|---------------|----------------|
| Precinct 01 | 1230 | 2944 | 925 | 0 | 305 |
| Precinct 02 | 1286 | 3183 | 924 | 0 | 362 |
| Precinct 03 | 1637 | 3717 | 1217 | 0 | 420 |
| Precinct 04 | 1257 | 3513 | 963 | 0 | 294 |
| Precinct 05 | 1641 | 4521 | 1240 | 0 | 401 |
| Precinct 06 | 930 | 3391 | 709 | 0 | 221 |
| Precinct 07 | 753 | 1896 | 525 | 0 | 228 |
| Precinct 08 | 184 | 418 | 134 | 0 | 50 |
| Precinct 09 | 583 | 2313 | 422 | 0 | 161 |
| Precinct 10 | 360 | 1147 | 269 | 0 | 91 |
| Precinct 11 | 504 | 1273 | 404 | 0 | 100 |
| Precinct 12 | 1127 | 2731 | 772 | 0 | 355 |
| Precinct 13 | 525 | 1268 | 369 | 0 | 156 |
| Precinct 14 | 958 | 1971 | 643 | 0 | 315 |
| Precinct 15 | 743 | 1216 | 485 | 0 | 258 |
| Precinct 16 | 730 | 1344 | 567 | 0 | 163 |
| Precinct 17 | 1212 | 5245 | 1002 | 1 | 209 |
| Precinct 18 | 1196 | 3422 | 919 | 0 | 277 |
| Precinct 19 | 425 | 1380 | 332 | 0 | 93 |
| Precinct 20 | 1446 | 4740 | 1099 | 0 | 347 |
| Precinct 21 | 699 | 1525 | 486 | 0 | 213 |
| Precinct 22 | 188 | 306 | 135 | 0 | 53 |
| Precinct 23 | 343 | 1265 | 259 | 0 | 84 |
| Precinct 24 | 352 | 1004 | 248 | 0 | 104 |
| Precinct 25 | 1072 | 3936 | 793 | 0 | 279 |
| Precinct 26 | 841 | 2803 | 637 | 0 | 204 |
| Precinct 27 | 902 | 2189 | 639 | 0 | 263 |
| Precinct 28 | 1355 | 5325 | 1103 | 0 | 252 |
| Precinct 29 | 1248 | 4041 | 1018 | 0 | 230 |
| Precinct 30 | 894 | 1851 | 613 | 0 | 281 |
| Precinct 31 | 1655 | 3443 | 1263 | 0 | 392 |
| Precinct 32 | 1025 | 3582 | 765 | 0 | 260 |
| Precinct 33 | 1397 | 3222 | 1008 | 0 | 389 |
| Precinct 34 | 1123 | 3804 | 886 | 0 | 237 |
| Precinct 35 | 1605 | 2981 | 1166 | 0 | 439 |
| Precinct 36 | 1428 | 4578 | 1156 | 0 | 272 |
| Precinct 37 | 487 | 1179 | 359 | 0 | 128 |
| Precinct 38 | 1054 | 2954 | 765 | 0 | 289 |
| Precinct 39 | 1407 | 3875 | 1025 | 0 | 382 |
| Precinct 40 | 481 | 1313 | 352 | 0 | 129 |
| Precinct 41 | 1110 | 2763 | 821 | 0 | 289 |
| Precinct 42 | 1154 | 3973 | 854 | 0 | 300 |
| Precinct 43 | 951 | 1839 | 705 | 0 | 246 |
| Precinct 44 | 1196 | 3376 | 885 | 0 | 311 |
| Precinct 45 | 1022 | 1763 | 662 | 0 | 360 |
| Precinct 46 | 761 | 2325 | 562 | 1 | 198 |
| Precinct 47 | 1301 | 2768 | 880 | 0 | 421 |
| Precinct 48 | 616 | 1762 | 465 | 0 | 151 |
| Precinct 49 | 382 | 816 | 282 | 0 | 100 |
| Precinct 50 | 633 | 1574 | 453 | 0 | 180 |
| Total | 47409 | 1574 | 35165 | 2 | 12242 |



I, Nancy Blankenship, Deschutes County Clerk, do hereby certify that the votes recorded on this report correctly summarize the tally of votes cast at the May 15, 2018 Primary Election.

Dated this 4th day of June, 2018.


Nancy Blankenship
Deschutes County Clerk

Official Final Results
Statement of Votes Cast by Contests, Precinct
Deschutes County, May 15, 2018 Primary Election
All Precincts, All Districts, All ScanStations, All Contests, All Boxes
Total Ballots Cast: 47426, Registered Voters: 129768, Overall Turnout: 36.55%
50 precincts reported out of 50 total

Page: 36 of 51
2018-06-04
10:44:29


Judge of the Supreme Court, Position 3 (Vote for 1)

| Precinct | Ballots Cast | Reg. Voters | Total Votes | Van Pounds | | Meagan A Flynn | | Write-in | | Over Votes | Under Votes |
|-------------|-----------------|----------------|----------------|------------|--------|----------------|--------|----------|-------|---------------|----------------|
| Precinct 01 | 1230 | 2944 | 924 | 122 | 13.20% | 799 | 86.47% | 3 | 0.32% | 0 | 306 |
| Precinct 02 | 1286 | 3183 | 937 | 216 | 23.05% | 719 | 76.73% | 2 | 0.21% | 1 | 348 |
| Precinct 03 | 1637 | 3717 | 1220 | 102 | 8.36% | 1114 | 91.31% | 4 | 0.33% | 0 | 417 |
| Precinct 04 | 1257 | 3513 | 947 | 160 | 16.90% | 782 | 82.58% | 5 | 0.53% | 0 | 310 |
| Precinct 05 | 1641 | 4521 | 1262 | 231 | 18.30% | 1028 | 81.46% | 3 | 0.24% | 0 | 379 |
| Precinct 06 | 930 | 3391 | 694 | 148 | 21.33% | 546 | 78.67% | 0 | 0.00% | 0 | 236 |
| Precinct 07 | 753 | 1896 | 535 | 52 | 9.72% | 481 | 89.91% | 2 | 0.37% | 0 | 218 |
| Precinct 08 | 184 | 418 | 136 | 13 | 9.56% | 123 | 90.44% | 0 | 0.00% | 0 | 48 |
| Precinct 09 | 583 | 2313 | 440 | 92 | 20.91% | 348 | 79.09% | 0 | 0.00% | 0 | 143 |
| Precinct 10 | 360 | 1147 | 267 | 108 | 40.45% | 159 | 59.55% | 0 | 0.00% | 0 | 93 |
| Precinct 11 | 504 | 1273 | 399 | 77 | 19.30% | 321 | 80.45% | 1 | 0.25% | 0 | 105 |
| Precinct 12 | 1127 | 2731 | 799 | 233 | 29.16% | 564 | 70.59% | 2 | 0.25% | 0 | 328 |
| Precinct 13 | 525 | 1268 | 379 | 106 | 27.97% | 273 | 72.03% | 0 | 0.00% | 0 | 146 |
| Precinct 14 | 958 | 1971 | 651 | 194 | 29.80% | 456 | 70.05% | 1 | 0.15% | 1 | 306 |
| Precinct 15 | 743 | 1216 | 533 | 116 | 21.76% | 414 | 77.67% | 3 | 0.56% | 0 | 210 |
| Precinct 16 | 730 | 1344 | 573 | 97 | 16.93% | 475 | 82.90% | 1 | 0.17% | 0 | 157 |
| Precinct 17 | 1212 | 5245 | 986 | 263 | 26.67% | 718 | 72.82% | 5 | 0.51% | 3 | 223 |
| Precinct 18 | 1196 | 3422 | 915 | 303 | 33.11% | 612 | 66.89% | 0 | 0.00% | 1 | 280 |
| Precinct 19 | 425 | 1380 | 336 | 105 | 31.25% | 229 | 68.15% | 2 | 0.60% | 0 | 89 |
| Precinct 20 | 1446 | 4740 | 1087 | 254 | 23.37% | 829 | 76.26% | 4 | 0.37% | 0 | 359 |
| Precinct 21 | 699 | 1525 | 498 | 128 | 25.70% | 369 | 74.10% | 1 | 0.20% | 0 | 201 |
| Precinct 22 | 188 | 306 | 148 | 39 | 26.35% | 109 | 73.65% | 0 | 0.00% | 0 | 40 |
| Precinct 23 | 343 | 1265 | 281 | 100 | 35.59% | 178 | 63.35% | 3 | 1.07% | 0 | 62 |
| Precinct 24 | 352 | 1004 | 279 | 104 | 37.28% | 175 | 62.72% | 0 | 0.00% | 0 | 73 |
| Precinct 25 | 1072 | 3936 | 792 | 162 | 20.45% | 630 | 79.55% | 0 | 0.00% | 0 | 280 |
| Precinct 26 | 841 | 2803 | 657 | 149 | 22.68% | 506 | 77.02% | 2 | 0.30% | 0 | 184 |
| Precinct 27 | 902 | 2189 | 654 | 76 | 11.62% | 576 | 88.07% | 2 | 0.31% | 0 | 248 |
| Precinct 28 | 1355 | 5325 | 1126 | 355 | 31.53% | 767 | 68.12% | 4 | 0.36% | 0 | 229 |
| Precinct 29 | 1248 | 4041 | 1016 | 314 | 30.91% | 698 | 68.70% | 4 | 0.39% | 1 | 231 |
| Precinct 30 | 894 | 1851 | 644 | 141 | 21.89% | 503 | 78.11% | 0 | 0.00% | 0 | 250 |
| Precinct 31 | 1655 | 3443 | 1267 | 333 | 26.28% | 933 | 73.64% | 1 | 0.08% | 0 | 388 |
| Precinct 32 | 1025 | 3582 | 770 | 148 | 19.22% | 614 | 79.74% | 8 | 1.04% | 1 | 254 |
| Precinct 33 | 1397 | 3222 | 1010 | 233 | 23.07% | 776 | 76.83% | 1 | 0.10% | 0 | 387 |
| Precinct 34 | 1123 | 3804 | 894 | 203 | 22.71% | 688 | 76.96% | 3 | 0.34% | 0 | 229 |
| Precinct 35 | 1605 | 2981 | 1199 | 195 | 16.26% | 1002 | 83.57% | 2 | 0.17% | 0 | 406 |
| Precinct 36 | 1428 | 4578 | 1149 | 297 | 25.85% | 849 | 73.89% | 3 | 0.26% | 1 | 278 |
| Precinct 37 | 487 | 1179 | 362 | 94 | 25.97% | 267 | 73.76% | 1 | 0.28% | 0 | 125 |
| Precinct 38 | 1054 | 2954 | 795 | 198 | 24.91% | 596 | 74.97% | 1 | 0.13% | 0 | 259 |
| Precinct 39 | 1407 | 3875 | 1058 | 362 | 34.22% | 695 | 65.69% | 1 | 0.09% | 1 | 348 |
| Precinct 40 | 481 | 1313 | 344 | 140 | 40.70% | 204 | 59.30% | 0 | 0.00% | 0 | 137 |
| Precinct 41 | 1110 | 2763 | 830 | 225 | 27.11% | 600 | 72.29% | 5 | 0.60% | 0 | 280 |
| Precinct 42 | 1154 | 3973 | 848 | 286 | 33.73% | 560 | 66.04% | 2 | 0.24% | 0 | 306 |
| Precinct 43 | 951 | 1839 | 712 | 179 | 25.14% | 532 | 74.72% | 1 | 0.14% | 0 | 239 |
| Precinct 44 | 1196 | 3376 | 891 | 184 | 20.65% | 704 | 79.01% | 3 | 0.34% | 0 | 305 |
| Precinct 45 | 1022 | 1763 | 688 | 152 | 22.09% | 535 | 77.76% | 1 | 0.15% | 0 | 334 |
| Precinct 46 | 761 | 2325 | 562 | 122 | 21.71% | 440 | 78.29% | 0 | 0.00% | 0 | 199 |
| Precinct 47 | 1301 | 2768 | 945 | 129 | 13.65% | 816 | 86.35% | 0 | 0.00% | 1 | 355 |
| Precinct 48 | 616 | 1762 | 479 | 177 | 36.95% | 300 | 62.63% | 2 | 0.42% | 0 | 137 |
| Precinct 49 | 382 | 816 | 285 | 54 | 18.95% | 230 | 80.70% | 1 | 0.35% | 0 | 97 |
| Precinct 50 | 633 | 1574 | 459 | 173 | 37.69% | 284 | 61.87% | 2 | 0.44% | 0 | 174 |
| Total | 47409 | 1574 | 35662 | 8444 | 23.68% | 27126 | 76.06% | 92 | 0.26% | 11 | 11736 |



I, Nancy Blankenship, Deschutes County Clerk, do hereby certify that the votes recorded on this report correctly summarize the tally of votes cast at the May 15, 2018 Primary Election.

Dated this 4th day of June, 2018.


Nancy Blankenship
Deschutes County Clerk

Official Final Results
Statement of Votes Cast by Contests, Precinct
Deschutes County, May 15, 2018 Primary Election
All Precincts, All Districts, All ScanStations, All Contests, All Boxes
Total Ballots Cast: 47426, Registered Voters: 129768, Overall Turnout: 36.55%
50 precincts reported out of 50 total

Page: 37 of 51
2018-06-04
10:44:29

Judge of the Supreme Court, Position 2 (Vote for 1)

| Precinct | Ballots Cast | Reg. Voters | Total Votes | Rebecca Duncan | Write-in | Over Votes | Under Votes |
|-------------|-----------------|----------------|----------------|----------------|-----------|---------------|----------------|
| Precinct 01 | 1230 | 2944 | 771 | 766 99.35% | 5 0.65% | 0 | 459 |
| Precinct 02 | 1286 | 3183 | 772 | 766 99.22% | 6 0.78% | 0 | 514 |
| Precinct 03 | 1637 | 3717 | 1061 | 1052 99.15% | 9 0.85% | 0 | 576 |
| Precinct 04 | 1257 | 3513 | 749 | 742 99.07% | 7 0.93% | 0 | 508 |
| Precinct 05 | 1641 | 4521 | 1063 | 1057 99.44% | 6 0.56% | 0 | 578 |
| Precinct 06 | 930 | 3391 | 576 | 569 98.78% | 7 1.22% | 0 | 354 |
| Precinct 07 | 753 | 1896 | 437 | 436 99.77% | 1 0.23% | 0 | 316 |
| Precinct 08 | 184 | 418 | 126 | 126 100.00% | 0 0.00% | 0 | 58 |
| Precinct 09 | 583 | 2313 | 394 | 393 99.75% | 1 0.25% | 0 | 189 |
| Precinct 10 | 360 | 1147 | 213 | 212 99.53% | 1 0.47% | 0 | 147 |
| Precinct 11 | 504 | 1273 | 333 | 329 98.80% | 4 1.20% | 0 | 171 |
| Precinct 12 | 1127 | 2731 | 643 | 635 98.76% | 8 1.24% | 0 | 484 |
| Precinct 13 | 525 | 1268 | 300 | 299 99.67% | 1 0.33% | 0 | 225 |
| Precinct 14 | 958 | 1971 | 535 | 532 99.44% | 3 0.56% | 0 | 423 |
| Precinct 15 | 743 | 1216 | 419 | 416 99.28% | 3 0.72% | 0 | 324 |
| Precinct 16 | 730 | 1344 | 491 | 488 99.39% | 3 0.61% | 0 | 239 |
| Precinct 17 | 1212 | 5245 | 830 | 815 98.19% | 15 1.81% | 1 | 381 |
| Precinct 18 | 1196 | 3422 | 741 | 738 99.60% | 3 0.40% | 0 | 455 |
| Precinct 19 | 425 | 1380 | 270 | 268 99.26% | 2 0.74% | 0 | 155 |
| Precinct 20 | 1446 | 4740 | 892 | 884 99.10% | 8 0.90% | 0 | 554 |
| Precinct 21 | 699 | 1525 | 385 | 379 98.44% | 6 1.56% | 0 | 314 |
| Precinct 22 | 188 | 306 | 116 | 116 100.00% | 0 0.00% | 0 | 72 |
| Precinct 23 | 343 | 1265 | 238 | 234 98.32% | 4 1.68% | 0 | 105 |
| Precinct 24 | 352 | 1004 | 228 | 224 98.25% | 4 1.75% | 0 | 124 |
| Precinct 25 | 1072 | 3936 | 685 | 681 99.42% | 4 0.58% | 0 | 387 |
| Precinct 26 | 841 | 2803 | 543 | 539 99.26% | 4 0.74% | 0 | 298 |
| Precinct 27 | 902 | 2189 | 552 | 550 99.64% | 2 0.36% | 0 | 350 |
| Precinct 28 | 1355 | 5325 | 956 | 940 98.33% | 16 1.67% | 0 | 399 |
| Precinct 29 | 1248 | 4041 | 884 | 863 97.62% | 21 2.38% | 0 | 364 |
| Precinct 30 | 894 | 1851 | 545 | 541 99.27% | 4 0.73% | 0 | 349 |
| Precinct 31 | 1655 | 3443 | 1032 | 1030 99.81% | 2 0.19% | 0 | 623 |
| Precinct 32 | 1025 | 3582 | 635 | 626 98.58% | 9 1.42% | 0 | 390 |
| Precinct 33 | 1397 | 3222 | 825 | 822 99.64% | 3 0.36% | 0 | 572 |
| Precinct 34 | 1123 | 3804 | 780 | 772 98.97% | 8 1.03% | 0 | 343 |
| Precinct 35 | 1605 | 2981 | 998 | 996 99.80% | 2 0.20% | 0 | 607 |
| Precinct 36 | 1428 | 4578 | 955 | 946 99.06% | 9 0.94% | 0 | 473 |
| Precinct 37 | 487 | 1179 | 300 | 297 99.00% | 3 1.00% | 0 | 187 |
| Precinct 38 | 1054 | 2954 | 656 | 648 98.78% | 8 1.22% | 0 | 398 |
| Precinct 39 | 1407 | 3875 | 860 | 851 98.95% | 9 1.05% | 0 | 547 |
| Precinct 40 | 481 | 1313 | 287 | 282 98.26% | 5 1.74% | 0 | 194 |
| Precinct 41 | 1110 | 2763 | 655 | 645 98.47% | 10 1.53% | 0 | 455 |
| Precinct 42 | 1154 | 3973 | 679 | 669 98.53% | 10 1.47% | 0 | 475 |
| Precinct 43 | 951 | 1839 | 546 | 540 98.90% | 6 1.10% | 0 | 405 |
| Precinct 44 | 1196 | 3376 | 752 | 748 99.47% | 4 0.53% | 0 | 444 |
| Precinct 45 | 1022 | 1763 | 546 | 543 99.45% | 3 0.55% | 0 | 476 |
| Precinct 46 | 761 | 2325 | 468 | 467 99.79% | 1 0.21% | 0 | 293 |
| Precinct 47 | 1301 | 2768 | 830 | 824 99.28% | 6 0.72% | 0 | 471 |
| Precinct 48 | 616 | 1762 | 380 | 376 98.95% | 4 1.05% | 0 | 236 |
| Precinct 49 | 382 | 816 | 243 | 242 99.59% | 1 0.41% | 0 | 139 |
| Precinct 50 | 633 | 1574 | 368 | 361 98.10% | 7 1.90% | 0 | 265 |
| Total | 47409 | 1574 | 29543 | 29275 99.09% | 268 0.91% | 1 | 17865 |



I, Nancy Blankenship, Deschutes County Clerk, do hereby certify that the votes recorded on this report correctly summarize the tally of votes cast at the May 15, 2018 Primary Election.

Dated this 4th day of June, 2018.


Nancy Blankenship
Deschutes County Clerk

Official Final Results
Statement of Votes Cast by Contests, Precinct
Deschutes County, May 15, 2018 Primary Election
All Precincts, All Districts, All ScanStations, All Contests, All Boxes
Total Ballots Cast: 47426, Registered Voters: 129768, Overall Turnout: 36.55%
50 precincts reported out of 50 total

Page: 38 of 51
2018-06-04
10:44:29


Judge of the Court of Appeals, Position 10 (Vote for 1)

| Precinct | Ballots Cast | Reg. Voters | Total Votes | Rex Armstrong | | Kyle L Krohn | | Write-in | | Over Votes | Under Votes |
|-------------|-----------------|----------------|----------------|---------------|--------|--------------|--------|----------|-------|---------------|----------------|
| Precinct 01 | 1230 | 2944 | 860 | 597 | 69.42% | 260 | 30.23% | 3 | 0.35% | 2 | 368 |
| Precinct 02 | 1286 | 3183 | 921 | 610 | 66.23% | 310 | 33.66% | 1 | 0.11% | 0 | 365 |
| Precinct 03 | 1637 | 3717 | 1131 | 801 | 70.82% | 327 | 28.91% | 3 | 0.27% | 0 | 506 |
| Precinct 04 | 1257 | 3513 | 887 | 565 | 63.70% | 320 | 36.08% | 2 | 0.23% | 0 | 370 |
| Precinct 05 | 1641 | 4521 | 1201 | 876 | 72.94% | 322 | 26.81% | 3 | 0.25% | 0 | 440 |
| Precinct 06 | 930 | 3391 | 666 | 416 | 62.46% | 250 | 37.54% | 0 | 0.00% | 0 | 264 |
| Precinct 07 | 753 | 1896 | 490 | 354 | 72.24% | 135 | 27.55% | 1 | 0.20% | 0 | 263 |
| Precinct 08 | 184 | 418 | 123 | 89 | 72.36% | 34 | 27.64% | 0 | 0.00% | 0 | 61 |
| Precinct 09 | 583 | 2313 | 423 | 278 | 65.72% | 144 | 34.04% | 1 | 0.24% | 0 | 160 |
| Precinct 10 | 360 | 1147 | 260 | 146 | 56.15% | 114 | 43.85% | 0 | 0.00% | 0 | 100 |
| Precinct 11 | 504 | 1273 | 382 | 244 | 63.87% | 138 | 36.13% | 0 | 0.00% | 0 | 122 |
| Precinct 12 | 1127 | 2731 | 758 | 495 | 65.30% | 262 | 34.56% | 1 | 0.13% | 0 | 369 |
| Precinct 13 | 525 | 1268 | 360 | 233 | 64.72% | 127 | 35.28% | 0 | 0.00% | 1 | 164 |
| Precinct 14 | 958 | 1971 | 633 | 415 | 65.56% | 218 | 34.44% | 0 | 0.00% | 0 | 325 |
| Precinct 15 | 743 | 1216 | 499 | 345 | 69.14% | 151 | 30.26% | 3 | 0.60% | 0 | 244 |
| Precinct 16 | 730 | 1344 | 534 | 390 | 73.03% | 144 | 26.97% | 0 | 0.00% | 0 | 196 |
| Precinct 17 | 1212 | 5245 | 958 | 611 | 63.78% | 342 | 35.70% | 5 | 0.52% | 1 | 253 |
| Precinct 18 | 1196 | 3422 | 887 | 597 | 67.31% | 290 | 32.69% | 0 | 0.00% | 0 | 309 |
| Precinct 19 | 425 | 1380 | 327 | 222 | 67.89% | 104 | 31.80% | 1 | 0.31% | 0 | 98 |
| Precinct 20 | 1446 | 4740 | 1022 | 673 | 65.85% | 348 | 34.05% | 1 | 0.10% | 0 | 424 |
| Precinct 21 | 699 | 1525 | 478 | 317 | 66.32% | 159 | 33.26% | 2 | 0.42% | 0 | 221 |
| Precinct 22 | 188 | 306 | 138 | 79 | 57.25% | 59 | 42.75% | 0 | 0.00% | 0 | 50 |
| Precinct 23 | 343 | 1265 | 276 | 175 | 63.41% | 99 | 35.87% | 2 | 0.72% | 0 | 67 |
| Precinct 24 | 352 | 1004 | 278 | 176 | 63.31% | 101 | 36.33% | 1 | 0.36% | 0 | 74 |
| Precinct 25 | 1072 | 3936 | 756 | 495 | 65.48% | 260 | 34.39% | 1 | 0.13% | 0 | 316 |
| Precinct 26 | 841 | 2803 | 626 | 393 | 62.78% | 231 | 36.90% | 2 | 0.32% | 0 | 215 |
| Precinct 27 | 902 | 2189 | 598 | 413 | 69.06% | 184 | 30.77% | 1 | 0.17% | 1 | 303 |
| Precinct 28 | 1355 | 5325 | 1069 | 673 | 62.96% | 393 | 36.76% | 3 | 0.28% | 0 | 286 |
| Precinct 29 | 1248 | 4041 | 1003 | 654 | 65.20% | 343 | 34.20% | 6 | 0.60% | 0 | 245 |
| Precinct 30 | 894 | 1851 | 612 | 420 | 68.63% | 191 | 31.21% | 1 | 0.16% | 0 | 282 |
| Precinct 31 | 1655 | 3443 | 1237 | 873 | 70.57% | 364 | 29.43% | 0 | 0.00% | 0 | 418 |
| Precinct 32 | 1025 | 3582 | 716 | 426 | 59.50% | 283 | 39.53% | 7 | 0.98% | 1 | 308 |
| Precinct 33 | 1397 | 3222 | 955 | 672 | 70.37% | 282 | 29.53% | 1 | 0.10% | 0 | 442 |
| Precinct 34 | 1123 | 3804 | 843 | 568 | 67.38% | 272 | 32.27% | 3 | 0.36% | 0 | 280 |
| Precinct 35 | 1605 | 2981 | 1103 | 802 | 72.71% | 299 | 27.11% | 2 | 0.18% | 0 | 502 |
| Precinct 36 | 1428 | 4578 | 1110 | 731 | 65.86% | 377 | 33.96% | 2 | 0.18% | 0 | 318 |
| Precinct 37 | 487 | 1179 | 345 | 222 | 64.35% | 122 | 35.36% | 1 | 0.29% | 0 | 142 |
| Precinct 38 | 1054 | 2954 | 764 | 481 | 62.96% | 281 | 36.78% | 2 | 0.26% | 0 | 290 |
| Precinct 39 | 1407 | 3875 | 1029 | 623 | 60.54% | 405 | 39.36% | 1 | 0.10% | 0 | 378 |
| Precinct 40 | 481 | 1313 | 338 | 193 | 57.10% | 145 | 42.90% | 0 | 0.00% | 0 | 143 |
| Precinct 41 | 1110 | 2763 | 798 | 501 | 62.78% | 293 | 36.72% | 4 | 0.50% | 0 | 312 |
| Precinct 42 | 1154 | 3973 | 822 | 495 | 60.22% | 326 | 39.66% | 1 | 0.12% | 0 | 332 |
| Precinct 43 | 951 | 1839 | 676 | 460 | 68.05% | 213 | 31.51% | 3 | 0.44% | 0 | 275 |
| Precinct 44 | 1196 | 3376 | 856 | 586 | 68.46% | 268 | 31.31% | 2 | 0.23% | 0 | 340 |
| Precinct 45 | 1022 | 1763 | 648 | 454 | 70.06% | 194 | 29.94% | 0 | 0.00% | 0 | 374 |
| Precinct 46 | 761 | 2325 | 523 | 358 | 68.45% | 165 | 31.55% | 0 | 0.00% | 0 | 238 |
| Precinct 47 | 1301 | 2768 | 893 | 668 | 74.80% | 224 | 25.08% | 1 | 0.11% | 0 | 408 |
| Precinct 48 | 616 | 1762 | 471 | 304 | 64.54% | 165 | 35.03% | 2 | 0.42% | 0 | 145 |
| Precinct 49 | 382 | 816 | 266 | 173 | 65.04% | 92 | 34.59% | 1 | 0.38% | 0 | 116 |
| Precinct 50 | 633 | 1574 | 443 | 266 | 60.05% | 175 | 39.50% | 2 | 0.45% | 0 | 190 |
| Total | 47409 | 1574 | 33992 | 22608 | 66.51% | 11305 | 33.26% | 79 | 0.23% | 6 | 13411 |



I, Nancy Blankenship, Deschutes County Clerk, do hereby certify that the votes recorded on this report correctly summarize the tally of votes cast at the May 15, 2018 Primary Election.

Dated this 4th day of June, 2018.


Nancy Blankenship
Deschutes County Clerk

Official Final Results
Statement of Votes Cast by Contests, Precinct
Deschutes County, May 15, 2018 Primary Election
All Precincts, All Districts, All ScanStations, All Contests, All Boxes
Total Ballots Cast: 47426, Registered Voters: 129768, Overall Turnout: 36.55%
50 precincts reported out of 50 total

Page: 39 of 51
2018-06-04
10:44:29

Judge of the Court of Appeals, Position 6 (Vote for 1)

| Precinct | Ballots Cast | Reg. Voters | Total Votes | James (Jim) C Egan | Write-in | Over Votes | Under Votes |
|-------------|-----------------|----------------|----------------|-----------------------|-----------|---------------|----------------|
| Precinct 01 | 1230 | 2944 | 732 | 730 99.73% | 2 0.27% | 0 | 498 |
| Precinct 02 | 1286 | 3183 | 764 | 759 99.35% | 5 0.65% | 0 | 522 |
| Precinct 03 | 1637 | 3717 | 983 | 979 99.59% | 4 0.41% | 0 | 654 |
| Precinct 04 | 1257 | 3513 | 727 | 717 98.62% | 10 1.38% | 0 | 530 |
| Precinct 05 | 1641 | 4521 | 1022 | 1016 99.41% | 6 0.59% | 0 | 619 |
| Precinct 06 | 930 | 3391 | 549 | 544 99.09% | 5 0.91% | 0 | 381 |
| Precinct 07 | 753 | 1896 | 411 | 409 99.51% | 2 0.49% | 0 | 342 |
| Precinct 08 | 184 | 418 | 117 | 117 100.00% | 0 0.00% | 0 | 67 |
| Precinct 09 | 583 | 2313 | 381 | 378 99.21% | 3 0.79% | 0 | 202 |
| Precinct 10 | 360 | 1147 | 209 | 208 99.52% | 1 0.48% | 0 | 151 |
| Precinct 11 | 504 | 1273 | 319 | 315 98.75% | 4 1.25% | 0 | 185 |
| Precinct 12 | 1127 | 2731 | 628 | 623 99.20% | 5 0.80% | 0 | 499 |
| Precinct 13 | 525 | 1268 | 290 | 289 99.66% | 1 0.34% | 0 | 235 |
| Precinct 14 | 958 | 1971 | 527 | 527 100.00% | 0 0.00% | 0 | 431 |
| Precinct 15 | 743 | 1216 | 408 | 405 99.26% | 3 0.74% | 0 | 335 |
| Precinct 16 | 730 | 1344 | 483 | 482 99.79% | 1 0.21% | 0 | 247 |
| Precinct 17 | 1212 | 5245 | 809 | 799 98.76% | 10 1.24% | 1 | 402 |
| Precinct 18 | 1196 | 3422 | 732 | 731 99.86% | 1 0.14% | 0 | 464 |
| Precinct 19 | 425 | 1380 | 268 | 266 99.25% | 2 0.75% | 0 | 157 |
| Precinct 20 | 1446 | 4740 | 884 | 882 99.77% | 2 0.23% | 0 | 562 |
| Precinct 21 | 699 | 1525 | 384 | 382 99.48% | 2 0.52% | 0 | 315 |
| Precinct 22 | 188 | 306 | 116 | 116 100.00% | 0 0.00% | 0 | 72 |
| Precinct 23 | 343 | 1265 | 239 | 238 99.58% | 1 0.42% | 0 | 104 |
| Precinct 24 | 352 | 1004 | 217 | 216 99.54% | 1 0.46% | 0 | 135 |
| Precinct 25 | 1072 | 3936 | 672 | 670 99.70% | 2 0.30% | 0 | 400 |
| Precinct 26 | 841 | 2803 | 532 | 529 99.44% | 3 0.56% | 0 | 309 |
| Precinct 27 | 902 | 2189 | 517 | 515 99.61% | 2 0.39% | 0 | 385 |
| Precinct 28 | 1355 | 5325 | 920 | 913 99.24% | 7 0.76% | 0 | 435 |
| Precinct 29 | 1248 | 4041 | 867 | 856 98.73% | 11 1.27% | 0 | 381 |
| Precinct 30 | 894 | 1851 | 528 | 526 99.62% | 2 0.38% | 0 | 366 |
| Precinct 31 | 1655 | 3443 | 1025 | 1025 100.00% | 0 0.00% | 0 | 630 |
| Precinct 32 | 1025 | 3582 | 603 | 597 99.00% | 6 1.00% | 0 | 422 |
| Precinct 33 | 1397 | 3222 | 816 | 813 99.63% | 3 0.37% | 0 | 581 |
| Precinct 34 | 1123 | 3804 | 764 | 759 99.35% | 5 0.65% | 0 | 359 |
| Precinct 35 | 1605 | 2981 | 986 | 983 99.70% | 3 0.30% | 0 | 619 |
| Precinct 36 | 1428 | 4578 | 947 | 937 98.94% | 10 1.06% | 0 | 481 |
| Precinct 37 | 487 | 1179 | 293 | 289 98.63% | 4 1.37% | 0 | 194 |
| Precinct 38 | 1054 | 2954 | 628 | 625 99.52% | 3 0.48% | 0 | 426 |
| Precinct 39 | 1407 | 3875 | 866 | 860 99.31% | 6 0.69% | 0 | 541 |
| Precinct 40 | 481 | 1313 | 284 | 279 98.24% | 5 1.76% | 0 | 197 |
| Precinct 41 | 1110 | 2763 | 641 | 635 99.06% | 6 0.94% | 0 | 469 |
| Precinct 42 | 1154 | 3973 | 663 | 660 99.55% | 3 0.45% | 0 | 491 |
| Precinct 43 | 951 | 1839 | 542 | 536 98.89% | 6 1.11% | 0 | 409 |
| Precinct 44 | 1196 | 3376 | 721 | 718 99.58% | 3 0.42% | 0 | 475 |
| Precinct 45 | 1022 | 1763 | 538 | 536 99.63% | 2 0.37% | 0 | 484 |
| Precinct 46 | 761 | 2325 | 458 | 457 99.78% | 1 0.22% | 0 | 303 |
| Precinct 47 | 1301 | 2768 | 794 | 791 99.62% | 3 0.38% | 0 | 507 |
| Precinct 48 | 616 | 1762 | 377 | 375 99.47% | 2 0.53% | 0 | 239 |
| Precinct 49 | 382 | 816 | 229 | 228 99.56% | 1 0.44% | 0 | 153 |
| Precinct 50 | 633 | 1574 | 365 | 360 98.63% | 5 1.37% | 0 | 268 |
| Total | 47409 | 1574 | 28775 | 28600 99.39% | 175 0.61% | 1 | 18633 |



I, Nancy Blankenship, Deschutes County Clerk, do hereby certify that the votes recorded on this report correctly summarize the tally of votes cast at the May 15, 2018 Primary Election.

Dated this 4th day of June, 2018.


Nancy Blankenship
Deschutes County Clerk

Official Final Results
Statement of Votes Cast by Contests, Precinct
Deschutes County, May 15, 2018 Primary Election
All Precincts, All Districts, All ScanStations, All Contests, All Boxes
Total Ballots Cast: 47426, Registered Voters: 129768, Overall Turnout: 36.55%
50 precincts reported out of 50 total

Page: 40 of 51
2018-06-04
10:44:29

Judge of the Court of Appeals, Position 9 (Vote for 1)

| Precinct | Ballots Cast | Reg. Voters | Total Votes | Erika Hadlock | Write-in | Over Votes | Under Votes |
|-------------|-----------------|----------------|----------------|---------------|-----------|---------------|----------------|
| Precinct 01 | 1230 | 2944 | 713 | 710 99.58% | 3 0.42% | 0 | 517 |
| Precinct 02 | 1286 | 3183 | 747 | 739 98.93% | 8 1.07% | 0 | 539 |
| Precinct 03 | 1637 | 3717 | 981 | 975 99.39% | 6 0.61% | 0 | 656 |
| Precinct 04 | 1257 | 3513 | 698 | 690 98.85% | 8 1.15% | 0 | 559 |
| Precinct 05 | 1641 | 4521 | 1001 | 996 99.50% | 5 0.50% | 0 | 640 |
| Precinct 06 | 930 | 3391 | 540 | 535 99.07% | 5 0.93% | 0 | 390 |
| Precinct 07 | 753 | 1896 | 426 | 425 99.77% | 1 0.23% | 0 | 327 |
| Precinct 08 | 184 | 418 | 109 | 109 100.00% | 0 0.00% | 0 | 75 |
| Precinct 09 | 583 | 2313 | 370 | 368 99.46% | 2 0.54% | 0 | 213 |
| Precinct 10 | 360 | 1147 | 204 | 203 99.51% | 1 0.49% | 0 | 156 |
| Precinct 11 | 504 | 1273 | 314 | 313 99.68% | 1 0.32% | 0 | 190 |
| Precinct 12 | 1127 | 2731 | 611 | 606 99.18% | 5 0.82% | 0 | 516 |
| Precinct 13 | 525 | 1268 | 283 | 283 100.00% | 0 0.00% | 0 | 242 |
| Precinct 14 | 958 | 1971 | 496 | 495 99.80% | 1 0.20% | 0 | 462 |
| Precinct 15 | 743 | 1216 | 392 | 389 99.23% | 3 0.77% | 0 | 351 |
| Precinct 16 | 730 | 1344 | 465 | 464 99.78% | 1 0.22% | 0 | 265 |
| Precinct 17 | 1212 | 5245 | 782 | 776 99.23% | 6 0.77% | 1 | 429 |
| Precinct 18 | 1196 | 3422 | 706 | 705 99.86% | 1 0.14% | 0 | 490 |
| Precinct 19 | 425 | 1380 | 257 | 256 99.61% | 1 0.39% | 0 | 168 |
| Precinct 20 | 1446 | 4740 | 857 | 848 98.95% | 9 1.05% | 0 | 589 |
| Precinct 21 | 699 | 1525 | 372 | 368 98.92% | 4 1.08% | 0 | 327 |
| Precinct 22 | 188 | 306 | 110 | 110 100.00% | 0 0.00% | 0 | 78 |
| Precinct 23 | 343 | 1265 | 225 | 224 99.56% | 1 0.44% | 0 | 118 |
| Precinct 24 | 352 | 1004 | 215 | 214 99.53% | 1 0.47% | 0 | 137 |
| Precinct 25 | 1072 | 3936 | 670 | 669 99.85% | 1 0.15% | 0 | 402 |
| Precinct 26 | 841 | 2803 | 520 | 517 99.42% | 3 0.58% | 0 | 321 |
| Precinct 27 | 902 | 2189 | 504 | 502 99.60% | 2 0.40% | 0 | 398 |
| Precinct 28 | 1355 | 5325 | 893 | 884 98.99% | 9 1.01% | 0 | 462 |
| Precinct 29 | 1248 | 4041 | 843 | 827 98.10% | 16 1.90% | 0 | 405 |
| Precinct 30 | 894 | 1851 | 506 | 502 99.21% | 4 0.79% | 0 | 388 |
| Precinct 31 | 1655 | 3443 | 972 | 971 99.90% | 1 0.10% | 0 | 683 |
| Precinct 32 | 1025 | 3582 | 579 | 571 98.62% | 8 1.38% | 0 | 446 |
| Precinct 33 | 1397 | 3222 | 781 | 778 99.62% | 3 0.38% | 0 | 616 |
| Precinct 34 | 1123 | 3804 | 752 | 744 98.94% | 8 1.06% | 0 | 371 |
| Precinct 35 | 1605 | 2981 | 954 | 949 99.48% | 5 0.52% | 0 | 651 |
| Precinct 36 | 1428 | 4578 | 910 | 902 99.12% | 8 0.88% | 0 | 518 |
| Precinct 37 | 487 | 1179 | 288 | 284 98.61% | 4 1.39% | 0 | 199 |
| Precinct 38 | 1054 | 2954 | 607 | 603 99.34% | 4 0.66% | 0 | 447 |
| Precinct 39 | 1407 | 3875 | 827 | 822 99.40% | 5 0.60% | 0 | 580 |
| Precinct 40 | 481 | 1313 | 271 | 266 98.15% | 5 1.85% | 0 | 210 |
| Precinct 41 | 1110 | 2763 | 627 | 616 98.25% | 11 1.75% | 0 | 483 |
| Precinct 42 | 1154 | 3973 | 654 | 649 99.24% | 5 0.76% | 0 | 500 |
| Precinct 43 | 951 | 1839 | 516 | 509 98.64% | 7 1.36% | 0 | 435 |
| Precinct 44 | 1196 | 3376 | 718 | 713 99.30% | 5 0.70% | 0 | 478 |
| Precinct 45 | 1022 | 1763 | 514 | 511 99.42% | 3 0.58% | 0 | 508 |
| Precinct 46 | 761 | 2325 | 447 | 446 99.78% | 1 0.22% | 0 | 314 |
| Precinct 47 | 1301 | 2768 | 764 | 763 99.87% | 1 0.13% | 0 | 537 |
| Precinct 48 | 616 | 1762 | 359 | 357 99.44% | 2 0.56% | 0 | 257 |
| Precinct 49 | 382 | 816 | 231 | 229 99.13% | 2 0.87% | 0 | 151 |
| Precinct 50 | 633 | 1574 | 338 | 334 98.82% | 4 1.18% | 0 | 295 |
| Total | 47409 | 1574 | 27919 | 27719 99.28% | 200 0.72% | 1 | 19489 |



I, Nancy Blankenship, Deschutes County Clerk, do hereby certify that the votes recorded on this report correctly summarize the tally of votes cast at the May 15, 2018 Primary Election.

Dated this 4th day of June, 2018.


Nancy Blankenship
Deschutes County Clerk

Official Final Results
Statement of Votes Cast by Contests, Precinct
Deschutes County, May 15, 2018 Primary Election
All Precincts, All Districts, All ScanStations, All Contests, All Boxes
Total Ballots Cast: 47426, Registered Voters: 129768, Overall Turnout: 36.55%
50 precincts reported out of 50 total

Page: 41 of 51
2018-06-04
10:44:29

Judge of the Circuit Court, 11th District, Position 1 (Vote for 1)

| Precinct | Ballots Cast | Reg. Voters | Total Votes | Raymond D Crutchley | Write-in | Over Votes | Under Votes |
|-------------|-----------------|----------------|----------------|------------------------|-----------|---------------|----------------|
| Precinct 01 | 1230 | 2944 | 754 | 751 99.60% | 3 0.40% | 0 | 476 |
| Precinct 02 | 1286 | 3183 | 779 | 771 98.97% | 8 1.03% | 0 | 507 |
| Precinct 03 | 1637 | 3717 | 1024 | 1020 99.61% | 4 0.39% | 0 | 613 |
| Precinct 04 | 1257 | 3513 | 747 | 734 98.26% | 13 1.74% | 0 | 510 |
| Precinct 05 | 1641 | 4521 | 1050 | 1045 99.52% | 5 0.48% | 0 | 591 |
| Precinct 06 | 930 | 3391 | 563 | 558 99.11% | 5 0.89% | 0 | 367 |
| Precinct 07 | 753 | 1896 | 443 | 440 99.32% | 3 0.68% | 0 | 310 |
| Precinct 08 | 184 | 418 | 113 | 113 100.00% | 0 0.00% | 0 | 71 |
| Precinct 09 | 583 | 2313 | 396 | 392 98.99% | 4 1.01% | 0 | 187 |
| Precinct 10 | 360 | 1147 | 211 | 209 99.05% | 2 0.95% | 0 | 149 |
| Precinct 11 | 504 | 1273 | 324 | 323 99.69% | 1 0.31% | 0 | 180 |
| Precinct 12 | 1127 | 2731 | 627 | 623 99.36% | 4 0.64% | 0 | 500 |
| Precinct 13 | 525 | 1268 | 299 | 298 99.67% | 1 0.33% | 0 | 226 |
| Precinct 14 | 958 | 1971 | 532 | 532 100.00% | 0 0.00% | 0 | 426 |
| Precinct 15 | 743 | 1216 | 403 | 401 99.50% | 2 0.50% | 0 | 340 |
| Precinct 16 | 730 | 1344 | 496 | 495 99.80% | 1 0.20% | 0 | 234 |
| Precinct 17 | 1212 | 5245 | 816 | 809 99.14% | 7 0.86% | 1 | 395 |
| Precinct 18 | 1196 | 3422 | 725 | 725 100.00% | 0 0.00% | 0 | 471 |
| Precinct 19 | 425 | 1380 | 268 | 267 99.63% | 1 0.37% | 0 | 157 |
| Precinct 20 | 1446 | 4740 | 888 | 886 99.77% | 2 0.23% | 0 | 558 |
| Precinct 21 | 699 | 1525 | 397 | 395 99.50% | 2 0.50% | 0 | 302 |
| Precinct 22 | 188 | 306 | 116 | 116 100.00% | 0 0.00% | 0 | 72 |
| Precinct 23 | 343 | 1265 | 233 | 232 99.57% | 1 0.43% | 0 | 110 |
| Precinct 24 | 352 | 1004 | 217 | 216 99.54% | 1 0.46% | 0 | 135 |
| Precinct 25 | 1072 | 3936 | 685 | 681 99.42% | 4 0.58% | 0 | 387 |
| Precinct 26 | 841 | 2803 | 540 | 535 99.07% | 5 0.93% | 0 | 301 |
| Precinct 27 | 902 | 2189 | 531 | 525 98.87% | 6 1.13% | 0 | 371 |
| Precinct 28 | 1355 | 5325 | 922 | 915 99.24% | 7 0.76% | 0 | 433 |
| Precinct 29 | 1248 | 4041 | 861 | 852 98.95% | 9 1.05% | 0 | 387 |
| Precinct 30 | 894 | 1851 | 530 | 525 99.06% | 5 0.94% | 0 | 364 |
| Precinct 31 | 1655 | 3443 | 1028 | 1027 99.90% | 1 0.10% | 0 | 627 |
| Precinct 32 | 1025 | 3582 | 619 | 612 98.87% | 7 1.13% | 0 | 406 |
| Precinct 33 | 1397 | 3222 | 824 | 820 99.51% | 4 0.49% | 0 | 573 |
| Precinct 34 | 1123 | 3804 | 770 | 765 99.35% | 5 0.65% | 0 | 353 |
| Precinct 35 | 1605 | 2981 | 1003 | 1000 99.70% | 3 0.30% | 0 | 602 |
| Precinct 36 | 1428 | 4578 | 948 | 939 99.05% | 9 0.95% | 0 | 480 |
| Precinct 37 | 487 | 1179 | 299 | 294 98.33% | 5 1.67% | 0 | 188 |
| Precinct 38 | 1054 | 2954 | 630 | 627 99.52% | 3 0.48% | 0 | 424 |
| Precinct 39 | 1407 | 3875 | 860 | 853 99.19% | 7 0.81% | 0 | 547 |
| Precinct 40 | 481 | 1313 | 273 | 268 98.17% | 5 1.83% | 0 | 208 |
| Precinct 41 | 1110 | 2763 | 657 | 648 98.63% | 9 1.37% | 0 | 453 |
| Precinct 42 | 1154 | 3973 | 679 | 674 99.26% | 5 0.74% | 0 | 475 |
| Precinct 43 | 951 | 1839 | 541 | 533 98.52% | 8 1.48% | 0 | 410 |
| Precinct 44 | 1196 | 3376 | 740 | 737 99.59% | 3 0.41% | 0 | 456 |
| Precinct 45 | 1022 | 1763 | 530 | 527 99.43% | 3 0.57% | 0 | 492 |
| Precinct 46 | 761 | 2325 | 459 | 458 99.78% | 1 0.22% | 0 | 302 |
| Precinct 47 | 1301 | 2768 | 798 | 794 99.50% | 4 0.50% | 0 | 503 |
| Precinct 48 | 616 | 1762 | 381 | 378 99.21% | 3 0.79% | 0 | 235 |
| Precinct 49 | 382 | 816 | 236 | 235 99.58% | 1 0.42% | 0 | 146 |
| Precinct 50 | 633 | 1574 | 351 | 346 98.58% | 5 1.42% | 0 | 282 |
| Total | 47409 | 1574 | 29116 | 28919 99.32% | 197 0.68% | 1 | 18292 |



I, Nancy Blankenship, Deschutes County Clerk, do hereby certify that the votes recorded on this report correctly summarize the tally of votes cast at the May 15, 2018 Primary Election.

Dated this 4th day of June, 2018.


Nancy Blankenship
Deschutes County Clerk

Official Final Results
Statement of Votes Cast by Contests, Precinct
Deschutes County, May 15, 2018 Primary Election
All Precincts, All Districts, All ScanStations, All Contests, All Boxes
Total Ballots Cast: 47426, Registered Voters: 129768, Overall Turnout: 36.55%
50 precincts reported out of 50 total

Page: 42 of 51
2018-06-04
10:44:29

Judge of the Circuit Court, 11th District, Position 2 (Vote for 1)

| Precinct | Ballots Cast | Reg. Voters | Total Votes | Beth Bagley | Write-in | Over Votes | Under Votes |
|-------------|-----------------|----------------|----------------|--------------|-----------|---------------|----------------|
| Precinct 01 | 1230 | 2944 | 795 | 788 99.12% | 7 0.88% | 0 | 435 |
| Precinct 02 | 1286 | 3183 | 797 | 789 99.00% | 8 1.00% | 0 | 489 |
| Precinct 03 | 1637 | 3717 | 1065 | 1059 99.44% | 6 0.56% | 0 | 572 |
| Precinct 04 | 1257 | 3513 | 776 | 767 98.84% | 9 1.16% | 0 | 481 |
| Precinct 05 | 1641 | 4521 | 1072 | 1063 99.16% | 9 0.84% | 0 | 569 |
| Precinct 06 | 930 | 3391 | 589 | 584 99.15% | 5 0.85% | 0 | 341 |
| Precinct 07 | 753 | 1896 | 464 | 462 99.57% | 2 0.43% | 0 | 289 |
| Precinct 08 | 184 | 418 | 117 | 117 100.00% | 0 0.00% | 0 | 67 |
| Precinct 09 | 583 | 2313 | 408 | 407 99.75% | 1 0.25% | 0 | 175 |
| Precinct 10 | 360 | 1147 | 216 | 214 99.07% | 2 0.93% | 0 | 144 |
| Precinct 11 | 504 | 1273 | 344 | 341 99.13% | 3 0.87% | 0 | 160 |
| Precinct 12 | 1127 | 2731 | 655 | 650 99.24% | 5 0.76% | 0 | 472 |
| Precinct 13 | 525 | 1268 | 307 | 306 99.67% | 1 0.33% | 0 | 218 |
| Precinct 14 | 958 | 1971 | 534 | 533 99.81% | 1 0.19% | 0 | 424 |
| Precinct 15 | 743 | 1216 | 419 | 417 99.52% | 2 0.48% | 0 | 324 |
| Precinct 16 | 730 | 1344 | 503 | 502 99.80% | 1 0.20% | 0 | 227 |
| Precinct 17 | 1212 | 5245 | 838 | 828 98.81% | 10 1.19% | 0 | 374 |
| Precinct 18 | 1196 | 3422 | 739 | 738 99.86% | 1 0.14% | 0 | 457 |
| Precinct 19 | 425 | 1380 | 270 | 269 99.63% | 1 0.37% | 0 | 155 |
| Precinct 20 | 1446 | 4740 | 924 | 915 99.03% | 9 0.97% | 0 | 522 |
| Precinct 21 | 699 | 1525 | 411 | 407 99.03% | 4 0.97% | 0 | 288 |
| Precinct 22 | 188 | 306 | 117 | 117 100.00% | 0 0.00% | 0 | 71 |
| Precinct 23 | 343 | 1265 | 237 | 235 99.16% | 2 0.84% | 0 | 106 |
| Precinct 24 | 352 | 1004 | 222 | 221 99.55% | 1 0.45% | 0 | 130 |
| Precinct 25 | 1072 | 3936 | 716 | 715 99.86% | 1 0.14% | 0 | 356 |
| Precinct 26 | 841 | 2803 | 558 | 552 98.92% | 6 1.08% | 0 | 283 |
| Precinct 27 | 902 | 2189 | 561 | 557 99.29% | 4 0.71% | 0 | 341 |
| Precinct 28 | 1355 | 5325 | 942 | 934 99.15% | 8 0.85% | 0 | 413 |
| Precinct 29 | 1248 | 4041 | 883 | 868 98.30% | 15 1.70% | 0 | 365 |
| Precinct 30 | 894 | 1851 | 544 | 539 99.08% | 5 0.92% | 0 | 350 |
| Precinct 31 | 1655 | 3443 | 1041 | 1037 99.62% | 4 0.38% | 0 | 614 |
| Precinct 32 | 1025 | 3582 | 639 | 632 98.90% | 7 1.10% | 0 | 386 |
| Precinct 33 | 1397 | 3222 | 872 | 868 99.54% | 4 0.46% | 0 | 525 |
| Precinct 34 | 1123 | 3804 | 793 | 785 98.99% | 8 1.01% | 0 | 330 |
| Precinct 35 | 1605 | 2981 | 1044 | 1041 99.71% | 3 0.29% | 0 | 561 |
| Precinct 36 | 1428 | 4578 | 957 | 952 99.48% | 5 0.52% | 0 | 471 |
| Precinct 37 | 487 | 1179 | 315 | 311 98.73% | 4 1.27% | 0 | 172 |
| Precinct 38 | 1054 | 2954 | 638 | 633 99.22% | 5 0.78% | 0 | 416 |
| Precinct 39 | 1407 | 3875 | 883 | 874 98.98% | 9 1.02% | 0 | 524 |
| Precinct 40 | 481 | 1313 | 282 | 276 97.87% | 6 2.13% | 0 | 199 |
| Precinct 41 | 1110 | 2763 | 675 | 666 98.67% | 9 1.33% | 0 | 435 |
| Precinct 42 | 1154 | 3973 | 707 | 699 98.87% | 8 1.13% | 0 | 447 |
| Precinct 43 | 951 | 1839 | 556 | 547 98.38% | 9 1.62% | 0 | 395 |
| Precinct 44 | 1196 | 3376 | 768 | 764 99.48% | 4 0.52% | 0 | 428 |
| Precinct 45 | 1022 | 1763 | 540 | 537 99.44% | 3 0.56% | 0 | 482 |
| Precinct 46 | 761 | 2325 | 482 | 479 99.38% | 3 0.62% | 0 | 279 |
| Precinct 47 | 1301 | 2768 | 844 | 841 99.64% | 3 0.36% | 0 | 457 |
| Precinct 48 | 616 | 1762 | 389 | 385 98.97% | 4 1.03% | 0 | 227 |
| Precinct 49 | 382 | 816 | 251 | 249 99.20% | 2 0.80% | 0 | 131 |
| Precinct 50 | 633 | 1574 | 362 | 355 98.07% | 7 1.93% | 0 | 271 |
| Total | 47409 | 1574 | 30061 | 29825 99.21% | 236 0.79% | 0 | 17348 |



I, Nancy Blankenship, Deschutes County Clerk, do hereby certify that the votes recorded on this report correctly summarize the tally of votes cast at the May 15, 2018 Primary Election.

Dated this 4th day of June, 2018.


Nancy Blankenship
Deschutes County Clerk

Official Final Results
Statement of Votes Cast by Contests, Precinct
Deschutes County, May 15, 2018 Primary Election
All Precincts, All Districts, All ScanStations, All Contests, All Boxes
Total Ballots Cast: 47426, Registered Voters: 129768, Overall Turnout: 36.55%
50 precincts reported out of 50 total

Page: 43 of 51
2018-06-04
10:44:29

District Attorney, Deschutes County (Vote for 1)

| Precinct | Ballots Cast | Reg. Voters | Total Votes | John Hummel | | Write-in | | Over Votes | Under Votes |
|-------------|-----------------|----------------|----------------|-------------|---------|----------|-------|---------------|----------------|
| Precinct 01 | 1230 | 2944 | 864 | 853 | 98.73% | 11 | 1.27% | 0 | 366 |
| Precinct 02 | 1286 | 3183 | 856 | 844 | 98.60% | 12 | 1.40% | 0 | 430 |
| Precinct 03 | 1637 | 3717 | 1150 | 1144 | 99.48% | 6 | 0.52% | 0 | 487 |
| Precinct 04 | 1257 | 3513 | 830 | 811 | 97.71% | 19 | 2.29% | 0 | 427 |
| Precinct 05 | 1641 | 4521 | 1116 | 1097 | 98.30% | 19 | 1.70% | 0 | 525 |
| Precinct 06 | 930 | 3391 | 622 | 613 | 98.55% | 9 | 1.45% | 0 | 308 |
| Precinct 07 | 753 | 1896 | 500 | 493 | 98.60% | 7 | 1.40% | 0 | 253 |
| Precinct 08 | 184 | 418 | 129 | 128 | 99.22% | 1 | 0.78% | 0 | 55 |
| Precinct 09 | 583 | 2313 | 424 | 414 | 97.64% | 10 | 2.36% | 0 | 159 |
| Precinct 10 | 360 | 1147 | 237 | 232 | 97.89% | 5 | 2.11% | 0 | 123 |
| Precinct 11 | 504 | 1273 | 358 | 352 | 98.32% | 6 | 1.68% | 0 | 146 |
| Precinct 12 | 1127 | 2731 | 720 | 700 | 97.22% | 20 | 2.78% | 0 | 407 |
| Precinct 13 | 525 | 1268 | 342 | 338 | 98.83% | 4 | 1.17% | 0 | 183 |
| Precinct 14 | 958 | 1971 | 590 | 580 | 98.31% | 10 | 1.69% | 0 | 368 |
| Precinct 15 | 743 | 1216 | 430 | 427 | 99.30% | 3 | 0.70% | 0 | 313 |
| Precinct 16 | 730 | 1344 | 499 | 496 | 99.40% | 3 | 0.60% | 0 | 231 |
| Precinct 17 | 1212 | 5245 | 884 | 863 | 97.62% | 21 | 2.38% | 0 | 328 |
| Precinct 18 | 1196 | 3422 | 790 | 784 | 99.24% | 6 | 0.76% | 0 | 406 |
| Precinct 19 | 425 | 1380 | 282 | 274 | 97.16% | 8 | 2.84% | 0 | 143 |
| Precinct 20 | 1446 | 4740 | 958 | 949 | 99.06% | 9 | 0.94% | 0 | 488 |
| Precinct 21 | 699 | 1525 | 441 | 426 | 96.60% | 15 | 3.40% | 0 | 258 |
| Precinct 22 | 188 | 306 | 122 | 122 | 100.00% | 0 | 0.00% | 0 | 66 |
| Precinct 23 | 343 | 1265 | 234 | 232 | 99.15% | 2 | 0.85% | 0 | 109 |
| Precinct 24 | 352 | 1004 | 220 | 218 | 99.09% | 2 | 0.91% | 0 | 132 |
| Precinct 25 | 1072 | 3936 | 743 | 733 | 98.65% | 10 | 1.35% | 0 | 329 |
| Precinct 26 | 841 | 2803 | 575 | 562 | 97.74% | 13 | 2.26% | 1 | 265 |
| Precinct 27 | 902 | 2189 | 601 | 596 | 99.17% | 5 | 0.83% | 0 | 301 |
| Precinct 28 | 1355 | 5325 | 988 | 968 | 97.98% | 20 | 2.02% | 0 | 367 |
| Precinct 29 | 1248 | 4041 | 896 | 869 | 96.99% | 27 | 3.01% | 0 | 352 |
| Precinct 30 | 894 | 1851 | 574 | 565 | 98.43% | 9 | 1.57% | 0 | 320 |
| Precinct 31 | 1655 | 3443 | 1095 | 1085 | 99.09% | 10 | 0.91% | 0 | 560 |
| Precinct 32 | 1025 | 3582 | 669 | 656 | 98.06% | 13 | 1.94% | 0 | 356 |
| Precinct 33 | 1397 | 3222 | 907 | 893 | 98.46% | 14 | 1.54% | 0 | 490 |
| Precinct 34 | 1123 | 3804 | 822 | 810 | 98.54% | 12 | 1.46% | 0 | 301 |
| Precinct 35 | 1605 | 2981 | 1106 | 1099 | 99.37% | 7 | 0.63% | 0 | 499 |
| Precinct 36 | 1428 | 4578 | 1019 | 998 | 97.94% | 21 | 2.06% | 0 | 409 |
| Precinct 37 | 487 | 1179 | 325 | 320 | 98.46% | 5 | 1.54% | 0 | 162 |
| Precinct 38 | 1054 | 2954 | 660 | 648 | 98.18% | 12 | 1.82% | 0 | 394 |
| Precinct 39 | 1407 | 3875 | 909 | 881 | 96.92% | 28 | 3.08% | 0 | 498 |
| Precinct 40 | 481 | 1313 | 299 | 287 | 95.99% | 12 | 4.01% | 0 | 182 |
| Precinct 41 | 1110 | 2763 | 732 | 715 | 97.68% | 17 | 2.32% | 0 | 378 |
| Precinct 42 | 1154 | 3973 | 748 | 728 | 97.33% | 20 | 2.67% | 0 | 406 |
| Precinct 43 | 951 | 1839 | 603 | 590 | 97.84% | 13 | 2.16% | 0 | 348 |
| Precinct 44 | 1196 | 3376 | 824 | 810 | 98.30% | 14 | 1.70% | 0 | 372 |
| Precinct 45 | 1022 | 1763 | 602 | 598 | 99.34% | 4 | 0.66% | 0 | 420 |
| Precinct 46 | 761 | 2325 | 518 | 512 | 98.84% | 6 | 1.16% | 0 | 243 |
| Precinct 47 | 1301 | 2768 | 889 | 886 | 99.66% | 3 | 0.34% | 0 | 412 |
| Precinct 48 | 616 | 1762 | 431 | 421 | 97.68% | 10 | 2.32% | 0 | 185 |
| Precinct 49 | 382 | 816 | 243 | 241 | 99.18% | 2 | 0.82% | 0 | 139 |
| Precinct 50 | 633 | 1574 | 388 | 375 | 96.65% | 13 | 3.35% | 0 | 245 |
| Total | 47409 | 1574 | 31764 | 31236 | 98.34% | 528 | 1.66% | 1 | 15644 |



I, Nancy Blankenship, Deschutes County Clerk, do hereby certify that the votes recorded on this report correctly summarize the tally of votes cast at the May 15, 2018 Primary Election.

Dated this 4th day of June, 2018.

Nancy Blankenship

Nancy Blankenship
Deschutes County Clerk

Official Final Results
Statement of Votes Cast by Contests, Precinct
Deschutes County, May 15, 2018 Primary Election
All Precincts, All Districts, All ScanStations, All Contests, All Boxes
Total Ballots Cast: 47426, Registered Voters: 129768, Overall Turnout: 36.55%
50 precincts reported out of 50 total

Page: 44 of 51
2018-06-04
10:44:29

County Assessor (Vote for 1)

| Precinct | Ballots Cast | Reg. Voters | Total Votes | Scot W Langton | Write-in | Over Votes | Under Votes |
|-------------|-----------------|----------------|----------------|----------------|-----------|---------------|----------------|
| Precinct 01 | 1230 | 2944 | 757 | 754 99.60% | 3 0.40% | 0 | 473 |
| Precinct 02 | 1286 | 3183 | 800 | 794 99.25% | 6 0.75% | 0 | 486 |
| Precinct 03 | 1637 | 3717 | 993 | 986 99.30% | 7 0.70% | 0 | 644 |
| Precinct 04 | 1257 | 3513 | 727 | 721 99.17% | 6 0.83% | 0 | 530 |
| Precinct 05 | 1641 | 4521 | 1037 | 1035 99.81% | 2 0.19% | 0 | 604 |
| Precinct 06 | 930 | 3391 | 567 | 564 99.47% | 3 0.53% | 0 | 363 |
| Precinct 07 | 753 | 1896 | 435 | 431 99.08% | 4 0.92% | 0 | 318 |
| Precinct 08 | 184 | 418 | 112 | 112 100.00% | 0 0.00% | 0 | 72 |
| Precinct 09 | 583 | 2313 | 392 | 391 99.74% | 1 0.26% | 0 | 191 |
| Precinct 10 | 360 | 1147 | 211 | 211 100.00% | 0 0.00% | 0 | 149 |
| Precinct 11 | 504 | 1273 | 323 | 322 99.69% | 1 0.31% | 0 | 181 |
| Precinct 12 | 1127 | 2731 | 654 | 649 99.24% | 5 0.76% | 0 | 473 |
| Precinct 13 | 525 | 1268 | 290 | 289 99.66% | 1 0.34% | 0 | 235 |
| Precinct 14 | 958 | 1971 | 536 | 534 99.63% | 2 0.37% | 0 | 422 |
| Precinct 15 | 743 | 1216 | 401 | 399 99.50% | 2 0.50% | 0 | 342 |
| Precinct 16 | 730 | 1344 | 473 | 473 100.00% | 0 0.00% | 0 | 257 |
| Precinct 17 | 1212 | 5245 | 824 | 822 99.76% | 2 0.24% | 1 | 387 |
| Precinct 18 | 1196 | 3422 | 746 | 745 99.87% | 1 0.13% | 0 | 450 |
| Precinct 19 | 425 | 1380 | 270 | 268 99.26% | 2 0.74% | 0 | 155 |
| Precinct 20 | 1446 | 4740 | 880 | 877 99.66% | 3 0.34% | 0 | 566 |
| Precinct 21 | 699 | 1525 | 406 | 403 99.26% | 3 0.74% | 0 | 293 |
| Precinct 22 | 188 | 306 | 114 | 114 100.00% | 0 0.00% | 0 | 74 |
| Precinct 23 | 343 | 1265 | 239 | 239 100.00% | 0 0.00% | 0 | 104 |
| Precinct 24 | 352 | 1004 | 211 | 208 98.58% | 3 1.42% | 0 | 141 |
| Precinct 25 | 1072 | 3936 | 680 | 678 99.71% | 2 0.29% | 0 | 392 |
| Precinct 26 | 841 | 2803 | 530 | 526 99.25% | 4 0.75% | 0 | 311 |
| Precinct 27 | 902 | 2189 | 533 | 530 99.44% | 3 0.56% | 0 | 369 |
| Precinct 28 | 1355 | 5325 | 925 | 918 99.24% | 7 0.76% | 0 | 430 |
| Precinct 29 | 1248 | 4041 | 880 | 868 98.64% | 12 1.36% | 0 | 368 |
| Precinct 30 | 894 | 1851 | 529 | 524 99.05% | 5 0.95% | 0 | 365 |
| Precinct 31 | 1655 | 3443 | 1037 | 1034 99.71% | 3 0.29% | 0 | 618 |
| Precinct 32 | 1025 | 3582 | 611 | 607 99.35% | 4 0.65% | 0 | 414 |
| Precinct 33 | 1397 | 3222 | 838 | 835 99.64% | 3 0.36% | 0 | 559 |
| Precinct 34 | 1123 | 3804 | 761 | 756 99.34% | 5 0.66% | 0 | 362 |
| Precinct 35 | 1605 | 2981 | 998 | 996 99.80% | 2 0.20% | 0 | 607 |
| Precinct 36 | 1428 | 4578 | 954 | 950 99.58% | 4 0.42% | 0 | 474 |
| Precinct 37 | 487 | 1179 | 303 | 301 99.34% | 2 0.66% | 0 | 184 |
| Precinct 38 | 1054 | 2954 | 622 | 619 99.52% | 3 0.48% | 0 | 432 |
| Precinct 39 | 1407 | 3875 | 858 | 853 99.42% | 5 0.58% | 0 | 549 |
| Precinct 40 | 481 | 1313 | 275 | 274 99.64% | 1 0.36% | 0 | 206 |
| Precinct 41 | 1110 | 2763 | 657 | 648 98.63% | 9 1.37% | 0 | 453 |
| Precinct 42 | 1154 | 3973 | 673 | 668 99.26% | 5 0.74% | 0 | 481 |
| Precinct 43 | 951 | 1839 | 545 | 541 99.27% | 4 0.73% | 0 | 406 |
| Precinct 44 | 1196 | 3376 | 732 | 725 99.04% | 7 0.96% | 0 | 464 |
| Precinct 45 | 1022 | 1763 | 525 | 522 99.43% | 3 0.57% | 0 | 497 |
| Precinct 46 | 761 | 2325 | 456 | 454 99.56% | 2 0.44% | 0 | 305 |
| Precinct 47 | 1301 | 2768 | 810 | 809 99.88% | 1 0.12% | 0 | 491 |
| Precinct 48 | 616 | 1762 | 394 | 393 99.75% | 1 0.25% | 0 | 222 |
| Precinct 49 | 382 | 816 | 220 | 219 99.55% | 1 0.45% | 0 | 162 |
| Precinct 50 | 633 | 1574 | 356 | 350 98.31% | 6 1.69% | 0 | 277 |
| Total | 47409 | 1574 | 29100 | 28939 99.45% | 161 0.55% | 1 | 18308 |



I, Nancy Blankenship, Deschutes County Clerk, do hereby certify that the votes recorded on this report correctly summarize the tally of votes cast at the May 15, 2018 Primary Election.

Dated this 4th day of June, 2018.

Nancy Blankenship
Deschutes County Clerk

Official Final Results
Statement of Votes Cast by Contests, Precinct
Deschutes County, May 15, 2018 Primary Election
All Precincts, All Districts, All ScanStations, All Contests, All Boxes
Total Ballots Cast: 47426, Registered Voters: 129768, Overall Turnout: 36.55%
50 precincts reported out of 50 total

Page: 45 of 51
2018-06-04
10:44:29

9-115, City of Bend (Vote for 1)

| Precinct | Ballots Cast | Reg. Voters | Total Votes | Yes | No | Over Votes | Under Votes |
|-------------|-----------------|----------------|----------------|--------------|-------------|---------------|----------------|
| Precinct 01 | 1230 | 0 | 1176 | 981 83.42% | 195 16.58% | 0 | 54 |
| Precinct 02 | 1286 | 0 | 1208 | 897 74.25% | 311 25.75% | 0 | 78 |
| Precinct 03 | 1637 | 0 | 1581 | 1339 84.69% | 242 15.31% | 1 | 55 |
| Precinct 04 | 1257 | 0 | 1201 | 980 81.60% | 221 18.40% | 0 | 56 |
| Precinct 05 | 1641 | 0 | 1551 | 1170 75.44% | 381 24.56% | 0 | 90 |
| Precinct 06 | 930 | 0 | 892 | 702 78.70% | 190 21.30% | 0 | 38 |
| Precinct 07 | 753 | 0 | 718 | 587 81.75% | 131 18.25% | 0 | 35 |
| Precinct 09 | 583 | 0 | 556 | 447 80.40% | 109 19.60% | 0 | 27 |
| Precinct 11 | 504 | 0 | 488 | 382 78.28% | 106 21.72% | 0 | 16 |
| Precinct 20 | 1446 | 0 | 1375 | 1020 74.18% | 355 25.82% | 0 | 71 |
| Precinct 25 | 1072 | 0 | 1021 | 788 77.18% | 233 22.82% | 0 | 51 |
| Precinct 26 | 841 | 0 | 814 | 605 74.32% | 209 25.68% | 0 | 27 |
| Precinct 27 | 902 | 0 | 855 | 710 83.04% | 145 16.96% | 0 | 47 |
| Precinct 32 | 1025 | 0 | 968 | 777 80.27% | 191 19.73% | 0 | 57 |
| Precinct 33 | 1397 | 0 | 1333 | 955 71.64% | 378 28.36% | 0 | 64 |
| Precinct 34 | 1123 | 0 | 1058 | 839 79.30% | 219 20.70% | 0 | 65 |
| Precinct 35 | 1605 | 0 | 1549 | 1221 78.83% | 328 21.17% | 0 | 56 |
| Precinct 44 | 1196 | 0 | 1136 | 824 72.54% | 312 27.46% | 0 | 60 |
| Precinct 46 | 761 | 0 | 720 | 557 77.36% | 163 22.64% | 0 | 41 |
| Precinct 47 | 1301 | 0 | 1211 | 973 80.35% | 238 19.65% | 0 | 90 |
| Total | 22490 | 0 | 21411 | 16754 78.25% | 4657 21.75% | 1 | 1078 |



I, Nancy Blankenship, Deschutes County Clerk, do hereby certify that the votes recorded on this report correctly summarize the tally of votes cast at the May 15, 2018 Primary Election.

Dated this 4th day of June, 2018.


Nancy Blankenship
Deschutes County Clerk

Official Final Results
Statement of Votes Cast by Contests, Precinct
Deschutes County, May 15, 2018 Primary Election
All Precincts, All Districts, All ScanStations, All Contests, All Boxes
Total Ballots Cast: 47426, Registered Voters: 129768, Overall Turnout: 36.55%
50 precincts reported out of 50 total

Page: 46 of 51
2018-06-04
10:44:29

9-118, City of Bend (Vote for 1)

| Precinct | Ballots Cast | Reg. Voters | Total Votes | Yes | | No | | Over Votes | Under Votes |
|-------------|-----------------|----------------|----------------|-------|--------|------|--------|---------------|----------------|
| Precinct 01 | 1230 | 0 | 1144 | 843 | 73.69% | 301 | 26.31% | 0 | 86 |
| Precinct 02 | 1286 | 0 | 1189 | 818 | 68.80% | 371 | 31.20% | 0 | 97 |
| Precinct 03 | 1637 | 0 | 1514 | 1156 | 76.35% | 358 | 23.65% | 0 | 123 |
| Precinct 04 | 1257 | 0 | 1170 | 903 | 77.18% | 267 | 22.82% | 0 | 87 |
| Precinct 05 | 1641 | 0 | 1508 | 1108 | 73.47% | 400 | 26.53% | 0 | 133 |
| Precinct 06 | 930 | 0 | 866 | 664 | 76.67% | 202 | 23.33% | 1 | 63 |
| Precinct 07 | 753 | 0 | 690 | 468 | 67.83% | 222 | 32.17% | 0 | 63 |
| Precinct 09 | 583 | 0 | 542 | 391 | 72.14% | 151 | 27.86% | 0 | 41 |
| Precinct 11 | 504 | 0 | 479 | 375 | 78.29% | 104 | 21.71% | 0 | 25 |
| Precinct 20 | 1446 | 0 | 1348 | 1033 | 76.63% | 315 | 23.37% | 0 | 98 |
| Precinct 25 | 1072 | 0 | 983 | 733 | 74.57% | 250 | 25.43% | 1 | 88 |
| Precinct 26 | 841 | 0 | 798 | 632 | 79.20% | 166 | 20.80% | 0 | 43 |
| Precinct 27 | 902 | 0 | 844 | 649 | 76.90% | 195 | 23.10% | 0 | 58 |
| Precinct 32 | 1025 | 0 | 946 | 719 | 76.00% | 227 | 24.00% | 0 | 79 |
| Precinct 33 | 1397 | 0 | 1287 | 906 | 70.40% | 381 | 29.60% | 0 | 110 |
| Precinct 34 | 1123 | 0 | 1017 | 749 | 73.65% | 268 | 26.35% | 0 | 106 |
| Precinct 35 | 1605 | 0 | 1516 | 1071 | 70.65% | 445 | 29.35% | 0 | 89 |
| Precinct 44 | 1196 | 0 | 1099 | 790 | 71.88% | 309 | 28.12% | 0 | 97 |
| Precinct 46 | 761 | 0 | 695 | 526 | 75.68% | 169 | 24.32% | 0 | 66 |
| Precinct 47 | 1301 | 0 | 1187 | 773 | 65.12% | 414 | 34.88% | 0 | 114 |
| Total | 22490 | 0 | 20822 | 15307 | 73.51% | 5515 | 26.49% | 2 | 1666 |



I, Nancy Blankenship, Deschutes County Clerk, do hereby certify that the votes recorded on this report correctly summarize the tally of votes cast at the May 15, 2018 Primary Election.

Dated this 4th day of June, 2018.

Nancy Blankenship
Deschutes County Clerk

Official Final Results
Statement of Votes Cast by Contests, Precinct
Deschutes County, May 15, 2018 Primary Election
All Precincts, All Districts, All ScanStations, All Contests, All Boxes
Total Ballots Cast: 47426, Registered Voters: 129768, Overall Turnout: 36.55%
50 precincts reported out of 50 total

Page: 47 of 51
2018-06-04
10:44:29


9-119, City of Bend (Vote for 1)

| Precinct | Ballots Cast | Reg. Voters | Total Votes | Yes | | No | | Over Votes | Under Votes |
|-------------|-----------------|----------------|----------------|-------|--------|------|--------|---------------|----------------|
| Precinct 01 | 1230 | 0 | 1103 | 691 | 62.65% | 412 | 37.35% | 0 | 127 |
| Precinct 02 | 1286 | 0 | 1161 | 573 | 49.35% | 588 | 50.65% | 0 | 125 |
| Precinct 03 | 1637 | 0 | 1478 | 992 | 67.12% | 486 | 32.88% | 0 | 159 |
| Precinct 04 | 1257 | 0 | 1142 | 678 | 59.37% | 464 | 40.63% | 0 | 115 |
| Precinct 05 | 1641 | 0 | 1471 | 780 | 53.03% | 691 | 46.97% | 0 | 170 |
| Precinct 06 | 930 | 0 | 846 | 445 | 52.60% | 401 | 47.40% | 0 | 84 |
| Precinct 07 | 753 | 0 | 678 | 391 | 57.67% | 287 | 42.33% | 0 | 75 |
| Precinct 09 | 583 | 0 | 524 | 270 | 51.53% | 254 | 48.47% | 0 | 59 |
| Precinct 11 | 504 | 0 | 461 | 290 | 62.91% | 171 | 37.09% | 0 | 43 |
| Precinct 20 | 1446 | 0 | 1312 | 662 | 50.46% | 650 | 49.54% | 0 | 134 |
| Precinct 25 | 1072 | 0 | 956 | 474 | 49.58% | 482 | 50.42% | 0 | 116 |
| Precinct 26 | 841 | 0 | 775 | 398 | 51.35% | 377 | 48.65% | 0 | 66 |
| Precinct 27 | 902 | 0 | 826 | 520 | 62.95% | 306 | 37.05% | 1 | 75 |
| Precinct 32 | 1025 | 0 | 918 | 457 | 49.78% | 461 | 50.22% | 1 | 106 |
| Precinct 33 | 1397 | 0 | 1243 | 547 | 44.01% | 696 | 55.99% | 0 | 154 |
| Precinct 34 | 1123 | 0 | 994 | 481 | 48.39% | 513 | 51.61% | 0 | 129 |
| Precinct 35 | 1605 | 0 | 1489 | 823 | 55.27% | 666 | 44.73% | 0 | 116 |
| Precinct 44 | 1196 | 0 | 1076 | 497 | 46.19% | 579 | 53.81% | 0 | 120 |
| Precinct 46 | 761 | 0 | 683 | 359 | 52.56% | 324 | 47.44% | 0 | 78 |
| Precinct 47 | 1301 | 0 | 1154 | 623 | 53.99% | 531 | 46.01% | 0 | 147 |
| Total | 22490 | 0 | 20290 | 10951 | 53.97% | 9339 | 46.03% | 2 | 2198 |



I, Nancy Blankenship, Deschutes County Clerk, do hereby certify that the votes recorded on this report correctly summarize the tally of votes cast at the May 15, 2018 Primary Election.

Dated this 4th day of June, 2018.


Nancy Blankenship
Deschutes County Clerk

Official Final Results
Statement of Votes Cast by Contests, Precinct
Deschutes County, May 15, 2018 Primary Election
All Precincts, All Districts, All ScanStations, All Contests, All Boxes
Total Ballots Cast: 47426, Registered Voters: 129768, Overall Turnout: 36.55%
50 precincts reported out of 50 total

Page: 48 of 51
2018-06-04
10:44:29


9-117, La Pine Rural Fire Protection District (Vote for 1)

| Precinct | Ballots Cast | Reg. Voters | Total Votes | Yes | No | Over Votes | Under Votes |
|-------------|-----------------|----------------|----------------|-------------|------------|---------------|----------------|
| Precinct 16 | 8 | 0 | 6 | 6 100.00% | 0 0.00% | 0 | 2 |
| Precinct 23 | 343 | 0 | 300 | 255 85.00% | 45 15.00% | 0 | 43 |
| Precinct 24 | 350 | 0 | 297 | 249 83.84% | 48 16.16% | 0 | 53 |
| Precinct 38 | 1054 | 0 | 939 | 858 91.37% | 81 8.63% | 0 | 115 |
| Precinct 39 | 1407 | 0 | 1261 | 1113 88.26% | 148 11.74% | 0 | 146 |
| Precinct 40 | 481 | 0 | 422 | 365 86.49% | 57 13.51% | 0 | 59 |
| Precinct 50 | 631 | 0 | 571 | 481 84.24% | 90 15.76% | 0 | 60 |
| Total | 4274 | 0 | 3796 | 3327 87.64% | 469 12.36% | 0 | 478 |



I, Nancy Blankenship, Deschutes County Clerk, do hereby certify that the votes recorded on this report correctly summarize the tally of votes cast at the May 15, 2018 Primary Election.

Dated this 4th day of June, 2018.


Nancy Blankenship
Deschutes County Clerk

Official Final Results
Statement of Votes Cast by Contests, Precinct
Deschutes County, May 15, 2018 Primary Election
All Precincts, All Districts, All ScanStations, All Contests, All Boxes
Total Ballots Cast: 47426, Registered Voters: 129768, Overall Turnout: 36.55%
50 precincts reported out of 50 total

Page: 49 of 51
2018-06-04
10:44:29

9-121, Sisters School District No 6 (Vote for 1)

| Precinct | Ballots Cast | Reg. Voters | Total Votes | Yes | | No | | Over Votes | Under Votes |
|-------------|-----------------|----------------|----------------|------|--------|------|--------|---------------|----------------|
| Precinct 14 | 897 | 0 | 852 | 539 | 63.26% | 313 | 36.74% | 0 | 45 |
| Precinct 15 | 743 | 0 | 708 | 470 | 66.38% | 238 | 33.62% | 0 | 35 |
| Precinct 18 | 3 | 0 | 3 | 1 | 33.33% | 2 | 66.67% | 0 | 0 |
| Precinct 22 | 188 | 0 | 166 | 127 | 76.51% | 39 | 23.49% | 0 | 22 |
| Precinct 30 | 894 | 0 | 855 | 619 | 72.40% | 236 | 27.60% | 0 | 39 |
| Precinct 45 | 1022 | 0 | 982 | 662 | 67.41% | 320 | 32.59% | 0 | 40 |
| Total | 3747 | 0 | 3566 | 2418 | 67.81% | 1148 | 32.19% | 0 | 181 |



I, Nancy Blankenship, Deschutes County Clerk, do hereby certify that the votes recorded on this report correctly summarize the tally of votes cast at the May 15, 2018 Primary Election.

Dated this 4th day of June, 2018.

Nancy Blankenship
Deschutes County Clerk

Official Final Results
Statement of Votes Cast by Contests, Precinct
Deschutes County, May 15, 2018 Primary Election
All Precincts, All Districts, All ScanStations, All Contests, All Boxes
Total Ballots Cast: 47426, Registered Voters: 129768, Overall Turnout: 36.55%
50 precincts reported out of 50 total

Page: 50 of 51
2018-06-04
10:44:29

9-116, Deschutes County Rural Fire Protection District 2 (Vote for 1)

| Precinct | Ballots Cast | Reg. Voters | Total Votes | Yes | No | Over Votes | Under Votes |
|-------------|-----------------|----------------|----------------|-------------|-------------|---------------|----------------|
| Precinct 08 | 184 | 0 | 168 | 129 76.79% | 39 23.21% | 0 | 16 |
| Precinct 10 | 95 | 0 | 86 | 61 70.93% | 25 29.07% | 0 | 9 |
| Precinct 12 | 1127 | 0 | 1014 | 747 73.67% | 267 26.33% | 0 | 113 |
| Precinct 13 | 525 | 0 | 479 | 358 74.74% | 121 25.26% | 0 | 46 |
| Precinct 14 | 55 | 0 | 46 | 37 80.43% | 9 19.57% | 0 | 9 |
| Precinct 19 | 0 | 0 | 0 | 0 0.00% | 0 0.00% | 0 | 0 |
| Precinct 21 | 682 | 0 | 611 | 465 76.10% | 146 23.90% | 0 | 71 |
| Precinct 31 | 84 | 0 | 70 | 61 87.14% | 9 12.86% | 0 | 14 |
| Precinct 37 | 481 | 0 | 420 | 309 73.57% | 111 26.43% | 0 | 61 |
| Precinct 41 | 1110 | 0 | 1011 | 773 76.46% | 238 23.54% | 0 | 99 |
| Precinct 42 | 1154 | 0 | 1059 | 766 72.33% | 293 27.67% | 0 | 95 |
| Precinct 43 | 948 | 0 | 869 | 669 76.99% | 200 23.01% | 0 | 79 |
| Precinct 49 | 362 | 0 | 326 | 276 84.66% | 50 15.34% | 0 | 36 |
| Total | 6807 | 0 | 6159 | 4651 75.52% | 1508 24.48% | 0 | 648 |



I, Nancy Blankenship, Deschutes County Clerk, do hereby certify that the votes recorded on this report correctly summarize the tally of votes cast at the May 15, 2018 Primary Election.

Dated this 4th day of June, 2018.


Nancy Blankenship
Deschutes County Clerk

Official Final Results
Statement of Votes Cast by Contests, Precinct
Deschutes County, May 15, 2018 Primary Election
All Precincts, All Districts, All ScanStations, All Contests, All Boxes
Total Ballots Cast: 47426, Registered Voters: 129768, Overall Turnout: 36.55%
50 precincts reported out of 50 total

Page: 51 of 51
2018-06-04
10:44:29


9-120, Sisters Park & Recreation District (Vote for 1)

| Precinct | Ballots Cast | Reg. Voters | Total Votes | Yes | | No | | Over Votes | Under Votes |
|-------------|-----------------|----------------|----------------|------|--------|------|--------|---------------|----------------|
| Precinct 14 | 836 | 0 | 777 | 385 | 49.55% | 392 | 50.45% | 0 | 59 |
| Precinct 15 | 730 | 0 | 676 | 372 | 55.03% | 304 | 44.97% | 0 | 54 |
| Precinct 30 | 894 | 0 | 823 | 542 | 65.86% | 281 | 34.14% | 0 | 71 |
| Precinct 45 | 1022 | 0 | 948 | 553 | 58.33% | 395 | 41.67% | 0 | 74 |
| Total | 3482 | 0 | 3224 | 1852 | 57.44% | 1372 | 42.56% | 0 | 258 |



I, Nancy Blankenship, Deschutes County Clerk, do hereby certify that the votes recorded on this report correctly summarize the tally of votes cast at the May 15, 2018 Primary Election.

Dated this 4th day of June, 2018.


Nancy Blankenship
Deschutes County Clerk