

Statement of Votes Cast
Primary Election – May 15, 2018
Official Results

ABSTRACT OF VOTES

I certify that this report accurately summarizes the tally of votes for each race and/or measure at the May 15, 2018, Primary Election.

RMLong

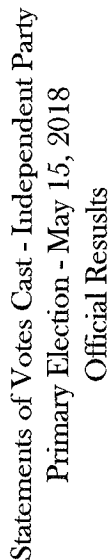
Rochelle Long, Klamath County Clerk
Date Certified: May 31, 2018



Statements of Votes Cast - Democratic Party
Primary Election - May 15, 2018
Official Results

Precinct

US Representative, 2nd District		1	2	3	4	5	6	7	8	9	10	11	12	13	14	15	16	17	18	19	20	21	22	23	24	25	26	27	28	29	30	31	32	33	34	35	36	37	38	39	40	41	42	43	Total
Eric Burnette	7	2	3	1	1	3	3	0	3	3	8	2	5	2	2	0	0	7	1	7	8	4	9	1	5	5	8	0	5	1	9	3	2	1	3	4	4	3	2	5	8	2	2	154	
Michael Byrne	19	0	5	3	3	2	11	4	3	2	6	3	13	0	11	5	4	5	1	7	9	3	10	3	1	4	13	3	4	2	5	0	3	2	9	4	1	1	5	2	5	3	199		
Tim S White	22	2	10	6	1	2	11	2	1	9	4	4	9	1	5	0	1	4	2	8	7	2	16	0	10	9	13	3	5	12	5	1	9	2	2	9	1	1	3	7	3	2	231		
Raz Mason	7	0	9	8	0	2	12	1	2	3	11	4	10	0	0	1	1	5	1	1	9	4	15	3	3	3	6	1	7	4	1	1	3	1	4	6	2	0	5	9	3	3	178		
Jamie McLeod-Skinner	38	3	55	19	6	3	34	26	10	44	25	19	23	2	3	2	3	16	1	8	53	7	45	13	28	27	35	2	18	42	58	10	4	22	7	27	60	14	2	16	28	6	21	885	
James (Jim) Cray	17	1	22	24	3	8	25	13	5	24	20	17	14	0	6	1	1	11	2	11	35	9	35	11	10	17	18	3	23	19	28	6	2	11	9	9	34	10	0	18	22	9	12	575	
Jen (Jenni) Neehring	46	1	47	16	2	10	42	9	7	24	33	14	27	3	8	1	1	20	11	24	58	17	32	14	26	28	52	5	22	30	42	10	6	25	6	24	28	17	3	16	21	7	15	850	
Write-in	10	0	5	0	1	5	8	1	0	3	2	12	0	3	1	1	5	0	5	6	2	10	3	3	6	3	2	2	2	1	0	2	1	1	1	0	0	0	0	0	0	3	110		
Overvotes	0	0	0	0	0	0	0	0	0	0	0	0	0	0	1	0	0	0	0	0	0	0	0	0	0	0	0	0	0	0	0	0	0	0	0	0	0	0	0	0	0	1			
Undervotes	27	1	16	5	1	4	14	7	6	9	6	5	17	2	5	1	4	5	1	9	31	4	23	8	15	11	20	5	11	15	8	3	2	2	2	8	9	5	0	7	4	5	3	346	
Governor																																													
Ed Jones	30	3	17	16	4	10	34	6	9	5	28	10	40	4	11	2	5	17	3	15	34	14	50	9	27	29	41	3	27	15	15	1	0	13	4	12	6	7	2	7	13	14	4	616	
Kate Brown	101	5	131	47	12	14	78	40	24	101	58	46	54	5	19	7	6	41	14	41	124	23	100	26	49	48	89	13	51	91	124	30	13	47	26	58	128	37	5	44	74	17	48	2109	
Candace Neville	37	1	10	13	1	6	30	12	3	5	21	7	14	0	7	1	1	15	0	11	33	10	20	12	14	15	23	3	11	8	17	5	2	11	0	11	12	7	2	19	12	7	7	456	
Write-in	22	1	10	4	1	8	12	3	0	5	4	13	0	5	2	2	3	3	10	13	3	16	5	3	4	9	3	7	5	5	2	2	2	6	4	1	0	1	0	2	3	206			
Overvotes	0	0	0	0	0	0	0	0	0	0	0	0	0	0	0	0	0	0	0	0	0	0	0	0	0	0	0	0	0	0	0	0	0	0	0	0	0	0	0	0	0	0			
Undervotes	3	0	4	2	0	1	6	2	1	5	3	3	9	1	2	0	2	2	0	3	11	2	9	4	8	8	9	3	1	4	7	1	1	5	1	1	3	1	0	4	2	0	2	136	
State Senate, 3rd District																																													
Julian Bell	0	0	0	0	0	0	0	0	0	0	0	0	0	0	0	0	0	0	0	0	0	0	0	0	0	0	0	0	0	0	0	0	0	0	0	0	0	0	0	0	0	0	0		
Kevin Sune	0	0	0	0	0	0	0	0	0	0	0	0	0	0	0	0	0	0	0	0	0	0	0	0	0	0	0	0	0	0	0	0	0	0	0	0	0	0	0	0	0	0	0		
Athens Goldberg	0	0	0	0	0	0	0	0	0	0	0	0	0	0	0	0	0	0	0	0	0	0	0	0	0	0	0	0	0	0	0	0	0	0	0	0	0	0	0	0	0	0	0		
Jeff Golden	0	0	0	0	0	0	0	0	0	0	0	0	0	0	0	0	0	0	0	0	0	0	0	0	0	0	0	0	0	0	0	0	0	0	0	0	0	0	0	0	0	0	0		
Write-in	0	0	0	0	0	0	0	0	0	0	0	0	0	0	0	0	0	0	0	0	0	0	0	0	0	0	0	0	0	0	0	0	0	0	0	0	0	0	0	0	0	0	0		
Overvotes	0	0	0	0	0	0	0	0	0	0	0	0	0	0	0	0	0	0	0	0	0	0	0	0	0	0	0	0	0	0	0	0	0	0	0	0	0	0	0	0	0	0	0		
Undervotes	0	0	0	0	0	0	0	0	0	0	0	0	0	0	0	0	0	0	0	0	0	0	0	0	0	0	0	0	0	0	0	0	0	0	0	0	0	0	0	0	0	0	0		
State Representative, 5th District																																													
Pam Marsh	0	0	0	0	0	0	0	0	0	0	0	0	0	0	0	0	0	0	0	0	0	0	0	0	0	0	0	0	0	0	0	0	0	0	0	0	0	0	0	0	0	0	0	0	
Write-in	0	0	0	0	0	0	0	0	0	0	0	0	0	0	0	0	0	0	0	0	0	0	0	0	0	0	0	0	0	0	0	0	0	0	0	0	0	0	0	0	0	0	0	0	
Overvotes	0	0	0	0	0	0	0	0	0	0	0	0	0	0	0	0	0	0	0	0	0	0	0	0	0	0	0	0	0	0	0	0	0	0	0	0	0	0	0	0	0	0	0	0	
Undervotes	0	0	0	0	0	0	0	0	0	0	0	0	0	0	0	0	0	0	0	0	0	0	0	0	0	0	0	0	0	0	0	0	0	0	0	0	0	0	0	0	0	0	0	0	
State Representative, 55th District																																													
Karen Rippberger	130	8	117	59	8	29																																						351	
Write-in	4	0	11	0	1	3																																					19		
Overvotes	0	0	0	0	0	0																																					0		
Undervotes	59	2	44	23	9	7																																						144	
State Representative, 56th District																																													
Taylor Tupper	100	47	25	84	80	47	83	8	28	10	11	63	12	52	148	34	136	40	61	73	118	21	59	87	125	26	9	65	23	63	114	40	6	55	73	32	50							2108	
Write-in	5	0	0	3	0	7	0	3	2	1	0	3	4	3	10	2	1	0	6	3	4	2	2	1	0	1	0	3	0	1	1	1	1	1	1	1	1	1	1	1	1	1	1	71	
Overvotes	0	0	0	0	0	0	0	0	0	0	0	0	0	0	0	0	0	0	0	0	0	0	0	0	0	0	0	0	0	0	0	0	0	0	0	0	0	0	0	0	0	0	0	0	
Undervotes	55	16	12	32	32	40	2	13	0	4	14	8	25	63	15	49	14	39	31	47	1	34	34	41	12	9	12	10	25	36	13	3	19	27	7	13						830			




US Representative, 2nd District

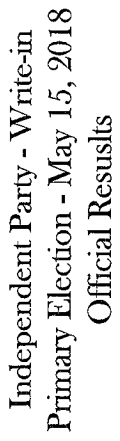
[illegible][illegible][illegible][illegible]



Independent Party - Write-in
Primary Election - May 15, 2018
Official Results

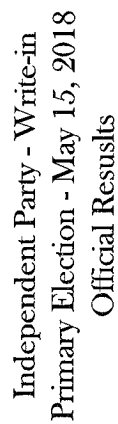


Precinct	1	2	3	4	5	6	7	8	9	10	11	12	13	14	15	16	17	18	19	20	21	22	23	24	25	26	27	28	29	30	31	32	33	34	35	36	37	38	39	40	41	42	43	Totals		
Governor																																														
Bruce Cuff																																														4
Buehler	1																																													1
Candace Neville							1																																						2	
Carpenter																		1																											1	
David Matt																																														1
Greg C Wooldridge	1																																													21
Greg Walden																																														2
John Theros																																														1
Joseph Yaple																																														1
K Brown																																														1
Kate Brown	4																																													29
Kevin Stine																																														1
Knute																																														1
Knute Buehler	8	1	4	1	2	2	3	4	6	2																																			112	
Pat Paulson																																														1
Sam Carpenter	10	3	4	7	1	3	13	3	2	2	1	2	4	1	1	1																														81
Wooldridge																																														1
TOTAL	24	5	10	12	2	5	19	6	7	10	5	2	11	1	6	2	1	6	2	4	14	4	12	3	6	6	17	1	6	13	6	3	0	3	2	5	4	4	0	3	6	0	3	261		



**Independent Party - Write-in
Primary Election - May 15, 2018
Official Results**

[illegible]

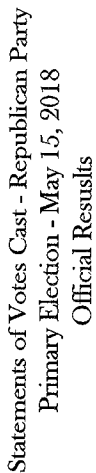


Independent Party - Write-in
Primary Election - May 15, 2018
Official Results

	1	2	3	4	5	6	7	8	9	10	11	12	13	14	15	16	17	18	19	20	21	22	23	24	25	26	27	28	29	30	31	32	33	34	35	36	37	38	39	40	41	42	43			
1	1	1	1	1	1	1	1	1	1	1	1	1	1	1	1	1	1	1	1	1	1	1	1	1	1	1	1	1	1	1	1	1	1	1	1	1	1	1	1	1	1	1	1	1	1	
2	1	1	1	1	1	1	1	1	1	1	1	1	1	1	1	1	1	1	1	1	1	1	1	1	1	1	1	1	1	1	1	1	1	1	1	1	1	1	1	1	1	1	1	1	1	1
3	1	1	1	1	1	1	1	1	1	1	1	1	1	1	1	1	1	1	1	1	1	1	1	1	1	1	1	1	1	1	1	1	1	1	1	1	1	1	1	1	1	1	1	1	1	1
4	1	1	1	1	1	1	1	1	1	1	1	1	1	1	1	1	1	1	1	1	1	1	1	1	1	1	1	1	1	1	1	1	1	1	1	1	1	1	1	1	1	1	1	1	1	1
5	1	1	1	1	1	1	1	1	1	1	1	1	1	1	1	1	1	1	1	1	1	1	1	1	1	1	1	1	1	1	1	1	1	1	1	1	1	1	1	1	1	1	1	1	1	1
6	1	1	1	1	1	1	1	1	1	1	1	1	1	1	1	1	1	1	1	1	1	1	1	1	1	1	1	1	1	1	1	1	1	1	1	1	1	1	1	1	1	1	1	1	1	1
7	1	1	1	1	1	1	1	1	1	1	1	1	1	1	1	1	1	1	1	1	1	1	1	1	1	1	1	1	1	1	1	1	1	1	1	1	1	1	1	1	1	1	1	1	1	1
8	1	1	1	1	1	1	1	1	1	1	1	1	1	1	1	1	1	1	1	1	1	1	1	1	1	1	1	1	1	1	1	1	1	1	1	1	1	1	1	1	1	1	1	1	1	1
9	1	1	1	1	1	1	1	1	1	1	1	1	1	1	1	1	1	1	1	1	1	1	1	1	1	1	1	1	1	1	1	1	1	1	1	1	1	1	1	1	1	1	1	1	1	1
10	1	1	1	1	1	1	1	1	1	1	1	1	1	1	1	1	1	1	1	1	1	1	1	1	1	1	1	1	1	1	1	1	1	1	1	1	1	1	1	1	1	1	1	1	1	1
11	1	1	1	1	1	1	1	1	1	1	1	1	1	1	1	1	1	1	1	1	1	1	1	1	1	1	1	1	1	1	1	1	1	1	1	1	1	1	1	1	1	1	1	1	1	1
12	1	1	1	1	1																																									

	1	2	3	4	5	6	7	8	9	10	11	12	13	14	15	16	17	18	19	20	21	22	23	24	25	26	27	28	29	30	31	32	33	34	35	36	37	38	39	40	41	42	43			
1	1	1	1	1	1	1	1	1	1	1	1	1	1	1	1	1	1	1	1	1	1	1	1	1	1	1	1	1	1	1	1	1	1	1	1	1	1	1	1	1	1	1	1	1	1	
2	1	1	1	1	1	1	1	1	1	1	1	1	1	1	1	1	1	1	1	1	1	1	1	1	1	1	1	1	1	1	1	1	1	1	1	1	1	1	1	1	1	1	1	1	1	1
3	1	1	1	1	1	1	1	1	1	1	1	1	1	1	1	1	1	1	1	1	1	1	1	1	1	1	1	1	1	1	1	1	1	1	1	1	1	1	1	1	1	1	1	1	1	1
4	1	1	1	1	1	1	1	1	1	1	1	1	1	1	1	1	1	1	1	1	1	1	1	1	1	1	1	1	1	1	1	1	1	1	1	1	1	1	1	1	1	1	1	1	1	1
5	1	1	1	1	1	1	1	1	1	1	1	1	1	1	1	1	1	1	1	1	1	1	1	1	1	1	1	1	1	1	1	1	1	1	1	1	1	1	1	1	1	1	1	1	1	1
6	1	1	1	1	1	1	1	1	1	1	1	1	1	1	1	1	1	1	1	1	1	1	1	1	1	1	1	1	1	1	1	1	1	1	1	1	1	1	1	1	1	1	1	1	1	1
7	1	1	1	1	1	1	1	1	1	1	1	1	1	1	1	1	1	1	1	1	1	1	1	1	1	1	1	1	1	1	1	1	1	1	1	1	1	1	1	1	1	1	1	1	1	1
8	1	1	1	1	1	1	1	1	1	1	1	1	1	1	1	1	1	1	1	1	1	1	1	1	1	1	1	1	1	1	1	1	1	1	1	1	1	1	1	1	1	1	1	1	1	1
9	1	1	1	1	1	1	1	1	1	1	1	1	1	1	1	1	1	1	1	1	1	1	1	1	1	1	1	1	1	1	1	1	1	1	1	1	1	1	1	1	1	1	1	1	1	1
10	1	1	1	1	1	1	1	1	1	1	1	1	1	1	1	1	1	1	1	1	1	1	1	1	1	1	1	1	1	1	1	1	1	1	1	1	1	1	1	1	1	1	1	1	1	1
11	1	1	1	1	1	1	1	1	1	1	1	1	1	1	1	1	1	1	1	1	1	1	1	1	1	1	1	1	1	1	1	1	1	1	1	1	1	1	1	1	1	1	1	1	1	1
12	1	1	1	1	1																																									

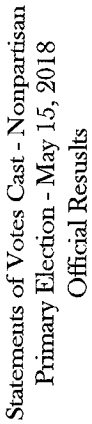
[illegible]



US Representative, 2nd District	1	2	3	4	5	6	7	8	9	10	11	12	13	14	15	16	17	18	19	20	21	22	23	24	25	26	27	28	29	30	31	32	33	34	35	36	37	38	39	40	41	42	43	Totals
Randy Pollock	31	2	20	18	3	12	28	10	15	1	16	17	38	5	15	3	4	31	2	22	32	15	31	10	8	22	22	6	13	15	13	4	3	7	1	6	10	1	1	3	8	6	3	533
Greg Walden	267	15	182	186	23	57	345	129	136	177	272	244	503	29	256	36	54	240	15	106	344	75	307	104	174	254	341	59	214	166	200	66	23	91	30	62	115	30	10	64	147	46	62	6266
Paul J Romero Jr	61	6	81	86	7	32	98	18	56	40	64	37	135	4	53	8	13	70	7	16	84	32	94	20	35	54	71	13	51	38	22	11	6	20	8	22	22	6	4	9	35	29	17	1595
Write-in	2	1	1	1	0	0	1	0	1	0	1	0	1	0	1	0	1	0	0	0	2	0	0	2	0	1	2	0	2	1	0	0	0	0	0	0	0	0	0	1	0	1	21	
Overvotes	0	0	0	0	0	0	0	0	0	0	0	0	0	0	0	0	0	0	0	0	0	0	0	0	0	0	0	0	0	0	0	0	0	0	0	0	0	0	0	0	0	0	0	
Undervotes	22	3	22	9	0	9	18	4	8	8	6	9	22	4	8	0	4	19	0	7	18	3	15	2	5	16	19	4	9	13	11	8	1	3	4	6	3	0	3	10	4	4	344	

Governor	1	2	3	4	5	6	7	8	9	10	11	12	13	14	15	16	17	18	19	20	21	22	23	24	25	26	27	28	29	30	31	32	33	34	35	36	37	38	39	40	41	42	43		
Knutte Buehler	151	8	114	69	14	40	186	71	77	152	148	135	290	18	129	27	27	139	7	59	220	40	160	47	106	145	216	32	124	103	136	46	25	50	16	34	85	25	5	25	89	31	38	3659	
Keenan W Bohach	2	1	0	0	0	0	0	0	0	1	4	2	0	0	1	0	0	1	3	1	1	0	0	1	0	1	0	0	0	0	0	0	0	0	0	0	0	0	0	0	0	21	0	21	1362
Greg C Woolbridge	4	5	48	37	3	16	66	23	27	33	64	60	122	6	37	6	9	58	4	26	81	20	86	35	34	57	76	16	48	38	32	15	2	14	4	12	16	2	4	21	26	14	15		
Jon I Edwards III	0	0	0	0	0	1	0	0	0	1	0	1	0	0	0	0	0	0	1	0	2	2	0	1	0	1	0	0	1	3	0	0	0	0	0	0	0	0	0	1	1	0	15		
David W Stauffer	0	2	0	0	0	0	1	0	0	0	4	1	1	0	0	1	1	0	1	0	1	7	0	0	0	0	3	0	4	0	2	1	0	1	0	1	0	0	2	1	0	0	34		
Jeff Smith	4	0	2	5	1	1	17	0	3	2	3	1	12	0	1	0	1	13	1	3	6	9	2	5	4	9	5	0	3	4	3	2	0	2	6	0	3	0	2	0	0	138			
Jack W Tracy	0	0	1	0	0	0	0	0	0	0	2	0	0	0	0	0	0	0	0	0	1	0	0	0	1	2	0	0	0	1	0	1	0	1	0	0	0	0	0	0	0	11			
Brett Hyland	0	2	0	1	0	0	2	0	0	0	0	0	0	0	0	0	0	0	1	0	0	0	0	0	0	0	2	0	1	0	0	0	0	0	0	0	0	0	0	0	0	11			
Bruce Cuff	3	1	3	4	0	2	7	1	2	1	1	1	6	0	4	5	3	7	1	0	10	1	9	2	6	0	1	2	1	3	0	0	0	2	0	3	1	0	0	3	1	1	98		
Sam Carpenter	170	9	126	182	15	50	206	60	102	42	123	105	255	17	154	9	30	138	10	58	142	52	168	44	66	126	140	30	95	77	57	20	5	49	13	41	42	13	6	24	67	36	26	3200	
Write-in	2	1	0	0	0	0	0	0	1	3	1	1	0	1	0	1	0	1	0	3	0	3	0	0	1	0	1	0	1	0	0	0	0	0	0	0	0	0	1	2	0	2	29		
Overtotes	0	0	0	0	0	0	0	0	0	0	0	0	0	0	0	0	0	0	0	0	0	0	1	0	1	0	0	0	0	0	0	0	0	0	0	0	0	0	0	0	0	0	3		
Undervotes	7	0	10	2	0	0	5	6	5	4	6	3	9	0	7	0	3	4	0	3	12	0	9	1	5	8	1	9	3	14	5	0	2	0	2	5	0	10	2	5	10	2	177		
State Senate, 3rd District	1	2	3	4	5	6	7	8	9	10	11	12	13	14	15	16	17	18	19	20	21	22	23	24	25	26	27	28	29	30	31	32	33	34	35	36	37	38	39	40	41	42	43		
Curt Ankerberg	0	0	0	0	0	0	0	0	0	0	0	0	0	0	0	0	0	0	0	0	0	0	0	0	0	0	0	0	0	0	0	0	0	0	0	0	0	0	0	0	0	0	0		
Jessica L Gomez	0	0	0	0	0	0	0	0	0	0	0	0	0	0	0	0	0	0	0	0	0	0	0	0	0	0	0	0	0	0	0	0	0	0	0	0	0	0	0	0	0	0	0		
Write-in	0	0	0	0	0	0	0	0	0	0	0	0	0	0	0	0	0	0	0	0	0	0	0	0	0	0	0	0	0	0	0	0	0	0	0	0	0	0	0	0	0	0	0		
Overtotes	0	0	0	0	0	0	0	0	0	0	0	0	0	0	0	0	0	0	0	0	0	0	0	0	0	0	0	0	0	0	0	0	0	0	0	0	0	0	0	0	0	0	0		
Undervotes	0	0	0	0	0	0	0	0	0	0	0	0	0	0	0	0	0	0	0	0	0	0	0	0	0	0	0	0	0	0	0	0	0	0	0	0	0	0	0	0	0	0	0		
State Representative, 5th District	1	2	3	4	5	6	7	8	9	10	11	12	13	14	15	16	17	18	19	20	21	22	23	24	25	26	27	28	29	30	31	32	33	34	35	36	37	38	39	40	41	42	43		
Sandra A Abercrombie	0	0	0	0	0	0	0	0	0	0	0	0	0	0	0	0	0	0	0	0	0	0	0	0	0	0	0	0	0	0	0	0	0	0	0	0	0	0	0	0	0	0	0	0	
Write-in	0	0	0	0	0	0	0	0	0	0	0	0	0	0	0	0	0	0	0	0	0	0	0	0	0	0	0	0	0	0	0	0	0	0	0	0	0	0	0	0	0	0	0	0	
Overtotes	0	0	0	0	0	0	0	0	0	0	0	0	0	0	0	0	0	0	0	0	0	0	0	0	0	0	0	0	0	0	0	0	0	0	0	0	0	0	0	0	0	0	0	0	
Undervotes	0	0	0	0	0	0	0	0	0	0	0	0	0	0	0	0	0	0	0	0	0	0	0	0	0	0	0	0	0	0	0	0	0	0	0	0	0	0	0	0	0	0	0	0	
State Representative, 55th District	1	2	3	4	5	6	7	8	9	10	11	12	13	14	15	16	17	18	19	20	21	22	23	24	25	26	27	28	29	30	31	32	33	34	35	36	37	38	39	40	41	42	43		
Mike McLane	268	19	214	219	26	74																																					820		
Write-in	5	0	1	2	1	0																																					9		
Overtotes	2	0	0	0	0	0																																					2		
Undervotes	108	8	91	79	6	36																																					328		

State Representative, 56th District		1	2	3	4	5	6	7	8	9	10	11	12	13	14	15	16	17	18	19	20	21	22	23	24	25	26	27	28	29	30	31	32	33	34	35	36	37	38	39	40	41	42	43
E	Werner Reschke	370	119	170	176	260	214	537	30	239	40	55	245	18	102	337	87	334	90	162	254	322	53	205	157	168	49	19	92	29	68	102	28	14	64	128	61	63	5461					
	Write-in	9	2	0	4	6	3	15	0	6	0	1	4	1	1	9	1	12	0	7	10	0	1	3	6	2	0	2	3	1	0	3	4	0	4	129								
	Overvotes	0	0	0	0	0	0	1	0	0	0	0	0	0	0	0	0	0	0	1	0	0	0	0	0	0	0	0	0	0	0	0	0	0	0	0	0	0	0	0	0	0	2	
	Undervotes	111	40	46	56	93	90	146	12	88	7	19	112	5	48	132	37	103	46	56	87	121	28	81	74	73	38	14	27	23	48	11	1	13	68	24	20	2007						



**Commissioner of the Bureau of
Labor and Industries**

Commissioner of the Bureau of Labor and Industries

1

2

3

4

5

6

7

8

9

10

11

12

13

14

15

16

17

18

19

20

21

22

23

24

25

26

27

28

29

30

31

32

33

34

35

36

37

38

39

40

41

42

43

Lou Ouden

218

21

208

186

23

66

293

105

127

161

226

166

424

24

221

31

47

223

25

87

287

80

249

101

142

209

249

62

162

162

142

45

19

82

28

77

91

35

9

54

138

56

52

5413

Val Hoyle

169

6

146

99

20

34

169

58

49

101

119

74

121

3

45

18

11

85

17

61

184

52

178

39

91

117

160

23

86

120

161

51

19

65

39

74

133

41

9

65

99

29

59

3299

Jack Howard

122

13

84

82

14

47

130

32

46

40

83

57

154

14

53

7

25

84

12

77

135

48

166

38

65

73

133

19

79

48

57

11

7

36

14

41

39

26

7

35

45

31

34

2363

Write-in

2

1

5

3

0

1

0

3

1

1

0

0

4

0

1

0

1

0

2

1

0

4

0

1

0

0

0

2

1

0

2

1

0

1

1

0

1

1

0

1

0

0

0

45

Overtotes

0

0

0

0

0

0

0

0

0

0

0

1

0

0

1

0

0

0

0

0

0

0

0

0

0

0

0

0

0

0

0

0

0

0

0

0

0

0

0

0

0

0

6

Undervotes

173

12

108

97

9

37

170

58

68

97

110

103

226

17

96

15

25

94

9

51

184

28

141

33

67

102

161

22

105

77

115

47

15

40

9

40

86

22

2

31

73

25

36

3036

Judge of Supreme Court, Pos 3

1

2

3

4

5

6

7

8

9

10

11

12

13

14

15

16

17

18

19

20

21

22

23

24

25

26

27

28

29

30

31

32

33

34

35

36

37

38

39

40

41

42

43

Van Pounds

214

23

182

169

21

78

253

89

130

88

197

123

318

22

153

18

39

164

15

100

245

85

253

82

104

172

220

45

135

107

99

27

10

72

31

79

64

43

8

53

95

47

45

4517

Megan A Flynn

301

16

270

212

40

78

333

111

100

237

232

169

381

21

164

34

42

215

46

126

371

86

341

100

184

232

322

54

180

204

276

78

36

115

46

119

199

57

17

110

185

67

105

6612

Write-in

2

1

3

2

1

0

1

0

0

0

0

0

0

0

0

0

0

0

0

0

0

0

0

0

0

0

0

0

0

0

0

0

0

0

0

0

0

0

0

0

0

0

35

Overtotes

0

0

0

0

0

0

0

0

0

0

0

0

0

0

0

0

0

1

0

0

0

0

0

0

0

0

0

0

0

0

0

0

0

0

0

0

0

0

0

0

0

2

Undervotes

167

13

96

84

5

28

176

55

61

75

109

108

228

15

100

19

27

105

2

50

173

36

141

30

76

97

161

27

121

96

98

49

14

37

13

34

87

24

2

23

75

27

32

2996

Judge of Supreme Court, Pos 2

1

2

3

4

5

6

7

8

9

10

11

12

13

14

15

16

17

18

19

20

21

22

23

24

25

26

27

28

29

30

31

32

33

34

35

36

37

38

39

40

41

42

43

Rebecca Duncan

412

30

330

281

45

105

455

140

156

273

332

220

508

31

234

50

68

262

49

174

470

125

474

140

219

315

437

79

254

250

305

83

35

155

59

153

212

77

21

131

213

100

121

8581

Write-in

8

1

9

2

6

7

5

0

6

3

0

6

3

0

8

0

3

5

6

8

0

0

0

0

0

0

0

0

0

0

0

0

0

0

0

0

0

0

0

0

0

0

0

139

Overtotes

0

0

0

0

0

0

0

0

0

0

0

0

0

0

0

0

0

0

0

0

0

0

0

0

0

0

0

0

0

0

0

0

0

0

0

0

0

0

0

0

1

Undervotes

264

22

212

177

19

74

302

111

135

127

200

177

413

27

180

21

40

218

14

99

317

77

256

72

141

186

266

46

179

157

163

70

25

66

31

76

136

44

6

53

141

41

60

5441

Judge of Court of Appeals, Pos 10

1

2

3

4

5

6

7

8

9

10

11

12

13

14

15

16

17

18

19

20

21

22

23

24

25

26

27

28

29

30

31

32

33

34

35

36

37

38

39

40

41

42

43

Rex Armstrong

264

22

250

183

37

74

320

111

100

210

225

171

392

22

161

31

37

212

27

125

356

87

334

89

175

226

298

63

201

186

242

71

25

109

42

95

154

62

15

109

149

62

88

6212

Kyle L Krohn

239

17

182

182

18

77

251

76

116

99

190

114

293

17

129

20

42

153

30

94

231

75

255

80

110

161

225

33

112

109

125

35

17

67

30

91

104

37

10

44

119

49

4518

Write-in

2

0

5

0

1

0

1

0

0

1

2

0

1

0

0

0

0

0

0

0

0

0

0

0

0

0

0

0

0

0

0

0

0

0

0

0

0

0

0

0

0

33

Overtotes

1

0

0

0

0

0

0

0

0

0

0

0

0

0

0

0

0

0

0

0

0

0

0

0

0

0

0

0

0

0

0

0

0

0

0

0

0

0

0

2

Undervotes

178

14

114

101

11

33

191

68

75

91

122

115

242

19

125

20

29

123

6

56

203

46

146

43

80

114

182

30

123

113

107

48

18

47

18

46

92

25

2

31

87

30

33

3397

Judge of Court of Appeals, Pos 6

1

2

3

4

5

6

7

8

9

10

11

12

13

14

15

16

17

18

19

20

21

22

23

24

25

26

27

28

29

30

31

32

33

34

35

36

37

38

39

40

41

42

43

James (Jim) C Egan

382

36

310

283

45

110

456

141

154

268

326

219

521

27

231

48

68

280

48

169

470

121

470

130

217

318

430

83

251

234

299

77

32

145

57

160

200

81

20

126

206

98

116

8463

Write-in

4

0

7

4

1

6

4

3

0

1

2

3

2

0

1

0

0

3

2

7

5

1

0

0

0

0

0

0

0

0

0

0

0

0

0

0

0

0

0

0

0

0

82

Overtotes

1

0

0

0

0

0

0

0

0

0

0

0

0

0

0

0

0

0

0

0

0

0

0

0

0

0

0

0

0

0

0

0

0

0

0

0

0

0

0

0

1

Undervotes

297

17

234

180

20

69

302

112

137

131

210

179

406

31

185

23

40

205

151

105

320

80

263

81

147

183

274

43

185

172

172

76

28

76

33

71

150

42

7

57

149

43

66

5616

Judge of Court of Appeals, Pos 9

1

2

3

4

5

6

7

8

9

10

11

12

13

14

15

16

17

18

19

20

21

22

23

24

25

26

27

28

29

30

31

32

33

34

35

36

37

38

39

40

41

42

43

Enuka Hadlock

378

29

295

260

41

103

432

131

149

256

313

206

506

27

218

46

66

258

47

163

455

127

457

128

206

301

417

79

242

233

292

78

29

147

57

153

199

79

20

128

202

97

109

8159

Write-in

8

1

8

6

1

4

6

3

2

3

2

5

0

2

0

0

2

0

1

2

5

6

0

3

0

1

0

4

0

4

0

1

1

2

0

0

0

0

0

0

0

0

96

Overtotes

1

0

0

0

0

0

0

0

0

0

0

0

0

0

0

0

0

0

0

0

0

0

0

0

0

0

0

0

0

0

0

0

0

0

0

0

0

0

0

2

Undervotes

297

23

248

201

24

78

324

122

140

142

222

192

418

31

197

25

42

228

16

112

335

76

275

84

156

200

288

47

194

172

180

75

31

74

33

77

150

44

7

56

153

44

72

5905

District Attorney

1

2

3

4

5

6

7

8

9

10

11

12

13

14

15

16

17

18

19

20

21

22

23

24

25

26

27

28

29

30

31

32

33

34

35

36

37

38

39

40

41

42

43

Eve A Costello

387

37

335

289

45

113

502

152

162

274

353

249

558

38

266

46

67

310

51

179

524

129

482

163

241

334

478

80

279

275

342

89

35

162

59

164

236

81

20

142

224

99

130

9181

Write-in

8

0

6

6

1

8

7

8

4

10

14

7

18

0

1

2

1

3

18

0

9

20

8

22

5

9

8

17

9

12

14

5

3

7

6

6

9

11

2

6

1

9

216

Overtotes

0

0

0

0

0

0

0

0

0

0

0

0

0

0

0

0

0

0

0

0

0

0

0

0

0

0

0

0

0

0

0

0

0

0

0

0

0

0

0

0

0

Undervotes

289

16

210

172

20

64

253

96

125

116

171

145

353

20

150

23

40

166

9

94

261

73

244

47

120

161

218

45

152

129

129

63

22

58

28

64

110

41

7

43

130

41

47

4765

Commissioner, Pos 2

1

2

3

4

5

6

7

8

9

10

11

12

13

14

15

16

17

18

19

20

21

22

23

24

25

26

27

28

29

30

31

32

33

34

35

36

37

38

39

40

41

42

43

Kelley Minty Morris

401

40

371

314

4



May 15, 2018
Klamath County, OR
Democratic Statement of Votes Cast

	Total Votes	Percentage
US Representative, 2nd District		
Eric Burnette	154	5%
Michael Byrne	199	6%
Tim S White	231	7%
Raz Mason	178	6%
Jamie McLeod-Skinner	885	28%
James (Jim) Crary	575	18%
Jennifer (Jenni) Neahrng	850	27%
Write-ins	110	3%
	3,182	
Over votes	1	
Under votes	346	
Governor		
Ed Jones	616	18%
Kate Brown	2,109	62%
Candace Neville	456	13%
Write-ins	206	6%
	3,387	
Over votes	0	
Under votes	136	

	Total Votes	Percentage
State Senate, 3rd District		
Julian Bell	0	
Kevin Stine	0	
Athena Goldberg	0	
Jeff Golden	0	
Write-ins	0	
	0	
Over votes	0	
Under votes	0	
State Representative, 5th District		
Pam Marsh	0	
Write-ins	0	
	0	
Over votes	0	
Under votes	0	
55th District		
Karen Rippberger	351	95%
Write-ins	19	5%
	370	
Over votes	0	
Under votes	144	
56th District		
Taylor Tupper	2,108	97%
Write-ins	71	3%
	2,179	
Over votes	0	
Under votes	830	



May 15, 2018
Klamath County, OR
Independent Statement of Votes Cast

	Total Votes	Percentage
US Representative, 2nd District		
Mark R Roberts	270	68%
Write-ins	126	32%
	<u>396</u>	
Over votes	0	
Under votes	143	

Governor		
Dan (Mr P) Pistorresi	59	13%
Skye J Allen	43	9%
Patrick Starnes	104	22%
Write-ins	261	56%
	<u>467</u>	
Over votes	0	
Under votes	72	

	Total Votes	Percentage
State Senate, 3rd District		
Write-ins	0	
	<u>0</u>	
Over votes	0	
Under votes	0	

State Representative, 5th District		
Write-ins	0	
	<u>0</u>	
Over votes	0	
Under votes	0	


55th District		
Write-ins	36	100%
	<u>36</u>	
Over votes	0	
Under votes	73	

56th District		
Write-ins	111	100%
	<u>111</u>	
Over votes	0	
Under votes	319	



May 15, 2018
Klamath County, OR
Republican Statement of Votes Cast

	Total Votes	Percentage		Total Votes	Percentage
US Representative, 2nd District			State Senate, 3rd District		
Randy Pollock	533	6%	Curt Ankerberg	0	
Greg Walden	6,266	74%	Jessica L. Gomez	0	
Paul J Romero Jr	1,595	19%	Write-ins	0	
Write-ins	21	0%		0	
	8,415		Over votes	0	
Over votes	0		Under votes	0	
Under votes	344				
Governor			State Representative, 5th District		
Knute Buehler	3,659	43%	Sandra A Abercrombie	0	
Keenan W Bohach	21	0%	Write-ins	0	
Greg C Wooldridge	1,362	16%		0	
Jonathan I Edwards III	15	0%	Over votes	0	
David W Stauffer	34	0%	Under votes	0	
Jeff Smith	138	2%			
Jack W Tacy	11	0%	55th District		
Brett Hyland	11	0%	Mike McLane	820	99%
Bruce Cuff	98	1%	Write-ins	9	1%
Sam Carpenter	3,200	37%		829	
Write-ins	29	0%	Over votes	2	
	8,578		Under votes	328	
Over votes	3				
Under votes	177		56th District		
			E Werner Reschke	5,461	98%
			Write-ins	129	2%
				5,590	
			Over votes	2	
			Under votes	2,007	



May 15, 2018
Klamath County, OR
Nonpartisan Statement of Votes Cast

	Total Votes	Percentage		Total Votes	Percentage
Commissioner of the Bureau of Labor and Industries			Judge of Court of Appeals, Position 10		
Lou Ogden	5,413	49%	Rex Armstrong	6,212	58%
Val Hoyle	3,299	30%	Kyle L Krohn	4,518	42%
Jack Howard	2,363	21%	Write-ins	33	0%
Write-ins	45	0%		10,763	
11,120			Over votes	2	
Over votes	6		Under votes	3,397	
Under votes	3,036				
Judge of Supreme Court, Position 3			Position 6		
Van Pounds	4,517	40%	James (Jim) C Egan	8,463	99%
Meagan A Flynn	6,612	59%	Write-ins	82	1%
Write-ins	35	0%		8,545	
11,164			Over votes	1	
Over votes	2		Under votes	5,616	
Under votes	2,996				
Position 2			Position 9		
Rebecca Duncan	8,581	98%	Erika Hadlock	8,159	99%
Write-ins	139	2%	Write-ins	96	1%
8,720				8,255	
Over votes	1		Over votes	2	
Under votes	5,441		Under votes	5,905	
			District Attorney		
			Eve A Costello	9,181	98%
			Write-ins	216	2%
				9,397	
			Over votes	0	
			Under votes	4,765	