



CLERK'S OFFICE

511 Washington St, Ste 201 • The Dalles, OR 97058
p: [541] 506-2530 • f: [541] 506-2531 • www.co.wasco.or.us

Pioneering pathways to prosperity.

June 4, 2018


Secretary of State
Elections Division
Public Service Building Suite 501
255 Capitol St. NE
Salem, OR 97310

RE: MAY 15, 2018 PRIMARY ELECTION ABSTRACTS

I, Lisa Gambee, Wasco County Clerk, do hereby certify that the attached Abstract of Votes is the complete and final Abstract of the election results for the Primary Election held May 15, 2018 in Wasco County.

Lisa Gambee

Lisa Gambee, Wasco County Clerk



BALLOT COUNT REPORT

SEL 904

rev 01/14
ORS 254.074(3)



This information must be submitted for **each** election.



DUE | At the time of certification please submit a record of the following items to the Elections Division.

Wasco

COUNTY

05/15/2018

ELECTION DATE

1 Number of ballot envelopes received

6310

2 Number of ballot envelopes accepted

6255

3 Number of ballot envelopes not accepted

55

4 Number of ballot envelopes rejected

2

5 Number of tallied ballots

6253

Signed

Lisa Gammee

County Elections Official

6/4/2018

Date

Final Official Abstract, Grand Totals
Wasco County, Primary Election, May 15, 2018
All Precincts, All Districts, All Counter Groups, All Scan Stations, All Contests, All Boxes
Total Ballots Cast: 6253, Registered Voters: 16517, Overall Turnout: 37.86%
14 precincts reported out of 14 total

Page: 1 of 10
2018-06-04
10:24:30

Choice	Votes	Vote %	AB	ED	EV
--------	-------	--------	----	----	----

All Precincts

US Representative, District 2 (DEM) (Vote for 1)

2558 ballots (3 over voted ballots, 3 overvotes, 389 blank voted), 5114 registered voters, turnout 50.02%

Jamie McLeod-Skinner	707	32.64%	707	0	0
Jen (Jenni) Neahring	484	22.35%	484	0	0
Michael Byrne	313	14.45%	313	0	0
James (Jim) Crary	214	9.88%	214	0	0
Raz Mason	147	6.79%	147	0	0
Eric Burnette	137	6.33%	137	0	0
Tim S White	122	5.63%	122	0	0
Write-in	42	1.94%	42	0	0
Total	2166	100.00%	2166	0	0

US Representative, District 2 (IND) (Vote for 1)

252 ballots (0 over voted ballots, 0 overvotes, 121 blank voted), 732 registered voters, turnout 34.43%

Mark R Roberts	90	68.70%	90	0	0
Write-in	41	31.30%	41	0	0
Total	131	100.00%	131	0	0

US Representative, District 2 (REP) (Vote for 1)

2519 ballots (0 over voted ballots, 0 overvotes, 175 blank voted), 4573 registered voters, turnout 55.08%

Greg Walden	1875	79.99%	1875	0	0
Paul J Romero Jr	294	12.54%	294	0	0
Randy Pollock	167	7.12%	167	0	0
Write-in	8	0.34%	8	0	0
Total	2344	100.00%	2344	0	0

Governor (DEM) (Vote for 1)

2558 ballots (0 over voted ballots, 0 overvotes, 142 blank voted), 5114 registered voters, turnout 50.02%

Kate Brown	1758	72.76%	1758	0	0
Ed Jones	337	13.95%	337	0	0
Candace Neville	234	9.69%	234	0	0
Write-in	87	3.60%	87	0	0
Total	2416	100.00%	2416	0	0

Governor (IND) (Vote for 1)


252 ballots (0 over voted ballots, 0 overvotes, 80 blank voted), 732 registered voters, turnout 34.43%

Write-in	87	50.58%	87	0	0
Patrick Starnes	50	29.07%	50	0	0
Dan (Mr P) Pistoresi	20	11.63%	20	0	0
Skye J Allen	15	8.72%	15	0	0
Total	172	100.00%	172	0	0

Governor (REP) (Vote for 1)

2519 ballots (0 over voted ballots, 0 overvotes, 111 blank voted), 4573 registered voters, turnout 55.0%

Knute Buehler	1050	43.60%	1050	0	0
Sam Carpenter	765	31.77%	765	0	0
Greg C Wooldridge	439	18.23%	439	0	0
Jeff Smith	48	1.99%	48	0	0
Bruce Cuff	39	1.62%	39	0	0
David W Stauffer	27	1.12%	27	0	0
Write-in	16	0.66%	16	0	0
Keenan W Bohach	8	0.33%	8	0	0
Jack W Tacy	6	0.25%	6	0	0
Brett Hyland	6	0.25%	6	0	0
Jon I Edwards III	4	0.17%	4	0	0
Total	2408	100.00%	2408	0	0



I, Lisa Gambee, Wasco County Clerk, do hereby certify that the votes recorded on this report correctly summarize the tally of votes cast at the May 15, 2018 Primary Election.

Dated this 4th day of June 2018.

Lisa Gambee

Lisa Gambee
Wasco County Clerk

Final Official Abstract, Grand Totals
Wasco County, Primary Election, May 15, 2018
All Precincts, All Districts, All Counter Groups, All Scan Stations, All Contests, All Boxes
Total Ballots Cast: 6253, Registered Voters: 16517, Overall Turnout: 37.86%
14 precincts reported out of 14 total

Page: 2 of 10
2018-06-04
10:24:30

Choice	Votes	Vote %	AB	ED	EV
State Senator, 30th District (DEM) (Vote for 1)					
2363 ballots (0 over voted ballots, 0 overvotes, 752 blank voted), 4757 registered voters, turnout 49.67%					
Solea Kabakov	1563	97.02%	1563	0	0
Write-in	48	2.98%	48	0	0
Total	1611	100.00%	1611	0	0
State Senator, 30th District (REP) (Vote for 1)					
2162 ballots (0 over voted ballots, 0 overvotes, 724 blank voted), 3936 registered voters, turnout 54.93%					
Cliff Bentz	1426	99.17%	1426	0	0
Write-in	12	0.83%	12	0	0
Total	1438	100.00%	1438	0	0
State Representative, 57th District (DEM) (Vote for 1)					
195 ballots (0 over voted ballots, 0 overvotes, 188 blank voted), 357 registered voters, turnout 54.62%					
Write-in	7	100.00%	7	0	0
Total	7	100.00%	7	0	0
State Representative, 57th District (IND) (Vote for 1)					
29 ballots (0 over voted ballots, 0 overvotes, 26 blank voted), 71 registered voters, turnout 40.85%					
Write-in	3	100.00%	3	0	0
Total	3	100.00%	3	0	0
State Representative, 57th District (REP) (Vote for 1)					
357 ballots (0 over voted ballots, 0 overvotes, 84 blank voted), 637 registered voters, turnout 56.04%					
Greg Smith	271	99.27%	271	0	0
Write-in	2	0.73%	2	0	0
Total	273	100.00%	273	0	0
State Representative, 59th District (DEM) (Vote for 1)					
2363 ballots (0 over voted ballots, 0 overvotes, 671 blank voted), 4757 registered voters, turnout 49.67%					
Darcy Long-Curtiss	1630	96.34%	1630	0	0
Write-in	62	3.66%	62	0	0
Total	1692	100.00%	1692	0	0
State Representative, 59th District (IND) (Vote for 1)					
223 ballots (0 over voted ballots, 0 overvotes, 163 blank voted), 661 registered voters, turnout 33.74%					
Write-in	60	100.00%	60	0	0
Total	60	100.00%	60	0	0
State Representative, 59th District (REP) (Vote for 1)					
2162 ballots (0 over voted ballots, 0 overvotes, 605 blank voted), 3936 registered voters, turnout 54.93%					
Daniel G Bonham	1537	98.72%	1537	0	0
Write-in	20	1.28%	20	0	0
Total	1557	100.00%	1557	0	0
Commissioner of the Bureau of Labor and Industries (Vote for 1)					
6252 ballots (0 over voted ballots, 0 overvotes, 1503 blank voted), 16517 registered voters, turnout 37.85%					
Val Hoyle	2081	43.82%	2081	0	0
Lou Ogden	1805	38.01%	1805	0	0
Jack Howard	845	17.79%	845	0	0
Write-in	18	0.38%	18	0	0
Total	4749	100.00%	4749	0	0
Judge of the Supreme Court, Position 3 (Vote for 1)					
6252 ballots (0 over voted ballots, 0 overvotes, 1574 blank voted), 16517 registered voters, turnout 37.85%					
Meagan A Flynn	3172	67.81%	3172	0	0
Van Pounds	1481	31.66%	1481	0	0
Write-in	25	0.53%	25	0	0

Final Official Abstract, Grand Totals
Wasco County, Primary Election, May 15, 2018
All Precincts, All Districts, All Counter Groups, All Scan Stations, All Contests, All Boxes
Total Ballots Cast: 6253, Registered Voters: 16517, Overall Turnout: 37.86%
14 precincts reported out of 14 total

Page: 3 of 10
2018-06-04
10:24:30

Choice	Votes	Vote %	AB	ED	EV
Total	4678	100.00%	4678	0	0

Judge of the Supreme Court, Position 2 (Vote for 1)

6252 ballots (0 over voted ballots, 0 overvotes, 2496 blank voted), 16517 registered voters, turnout 37.85%

Rebecca Duncan	3709	98.75%	3709	0	0
Write-in	47	1.25%	47	0	0
Total	3756	100.00%	3756	0	0

Judge of the Court of Appeals, Position 10 (Vote for 1)

6252 ballots (1 over voted ballots, 1 overvotes, 1731 blank voted), 16517 registered voters, turnout 37.85%

Rex Armstrong	2770	61.28%	2770	0	0
Kyle L Krohn	1732	38.32%	1732	0	0
Write-in	18	0.40%	18	0	0
Total	4520	100.00%	4520	0	0

Judge of the Court of Appeals, Position 6 (Vote for 1)

6252 ballots (0 over voted ballots, 0 overvotes, 2653 blank voted), 16517 registered voters, turnout 37.85%

James (Jim) C Egan	3561	98.94%	3561	0	0
Write-in	38	1.06%	38	0	0
Total	3599	100.00%	3599	0	0

Judge of the Court of Appeals, Position 9 (Vote for 1)

6252 ballots (0 over voted ballots, 0 overvotes, 2791 blank voted), 16517 registered voters, turnout 37.85%

Erika Hadlock	3424	98.93%	3424	0	0
Write-in	37	1.07%	37	0	0
Total	3461	100.00%	3461	0	0

Judge of the Circuit Court, 7th District, Position 1 (Vote for 1)

6252 ballots (0 over voted ballots, 0 overvotes, 2713 blank voted), 16517 registered voters, turnout 37.85%

John A Olson	3497	98.81%	3497	0	0
Write-in	42	1.19%	42	0	0
Total	3539	100.00%	3539	0	0

Commissioner Position #1 (Vote for 1)

6252 ballots (0 over voted ballots, 0 overvotes, 1017 blank voted), 16517 registered voters, turnout 37.85%

Scott Hege	3500	66.86%	3500	0	0
Roy Justesen	1704	32.55%	1704	0	0
Write-in	31	0.59%	31	0	0
Total	5235	100.00%	5235	0	0

Commissioner Position #3 (Vote for 1)

6252 ballots (0 over voted ballots, 0 overvotes, 343 blank voted), 16517 registered voters, turnout 37.85%

Kathy Schwartz	3484	58.96%	3484	0	0
Rod Runyon	2410	40.79%	2410	0	0
Write-in	15	0.25%	15	0	0
Total	5909	100.00%	5909	0	0

PCP - Precinct 01, Male, Democrat (DEM) (Vote for 5)

345 ballots (0 over voted ballots, 0 overvotes, 1710 undervotes), 809 registered voters, turnout 42.65%

Write-in	10	66.67%	10	0	0
Write-in	2	13.33%	2	0	0
Write-in	1	6.67%	1	0	0
Write-in	1	6.67%	1	0	0
Write-in	1	6.67%	1	0	0
Total	15	100.00%	15	0	0

PCP - Precinct 01, Female, Democrat (DEM) (Vote for 5)

345 ballots (0 over voted ballots, 0 overvotes, 1423 undervotes), 809 registered voters, turnout 42.65%

Barbara Pashek	174	57.62%	174	0	0
----------------	-----	--------	-----	---	---

Final Official Abstract, Grand Totals
Wasco County, Primary Election, May 15, 2018
All Precincts, All Districts, All Counter Groups, All Scan Stations, All Contests, All Boxes
Total Ballots Cast: 6253, Registered Voters: 16517, Overall Turnout: 37.86%
14 precincts reported out of 14 total

Page: 4 of 10
2018-06-04
10:24:30

Choice	Votes	Vote %	AB	ED	EV
Debbie Blair	116	38.41%	116	0	0
Write-in	6	1.99%	6	0	0
Write-in	3	0.99%	3	0	0
Write-in	1	0.33%	1	0	0
Write-in	1	0.33%	1	0	0
Write-in	1	0.33%	1	0	0
Total	302	100.00%	302	0	0

PCP - Precinct 01, Male, Republican (REP) (Vote for 5)

310 ballots (0 over voted ballots, 0 overvotes, 1366 undervotes), 584 registered voters, turnout 53.08%

Clay Smith	178	96.74%	178	0	0
Write-in	6	3.26%	6	0	0
Write-in	0	0.00%	0	0	0
Write-in	0	0.00%	0	0	0
Write-in	0	0.00%	0	0	0
Write-in	0	0.00%	0	0	0
Total	184	100.00%	184	0	0

PCP - Precinct 01, Female, Republican (REP) (Vote for 5)

310 ballots (0 over voted ballots, 0 overvotes, 1382 undervotes), 584 registered voters, turnout 53.08%

Karen J Smith	159	94.64%	159	0	0
Write-in	8	4.76%	8	0	0
Write-in	1	0.60%	1	0	0
Write-in	0	0.00%	0	0	0
Write-in	0	0.00%	0	0	0
Write-in	0	0.00%	0	0	0
Total	168	100.00%	168	0	0

PCP - Precinct 02, Male, Democrat (DEM) (Vote for 5)

463 ballots (0 over voted ballots, 0 overvotes, 1790 undervotes), 881 registered voters, turnout 52.55%

Philip Brady	271	51.62%	271	0	0
John Nelson	221	42.10%	221	0	0
Write-in	18	3.43%	18	0	0
Write-in	7	1.33%	7	0	0
Write-in	4	0.76%	4	0	0
Write-in	3	0.57%	3	0	0
Write-in	1	0.19%	1	0	0
Total	525	100.00%	525	0	0

PCP - Precinct 02, Female, Democrat (DEM) (Vote for 5)

463 ballots (0 over voted ballots, 0 overvotes, 1806 undervotes), 881 registered voters, turnout 52.55%

Darcy Long-Curtiss	262	51.47%	262	0	0
Solea Kabakov	224	44.01%	224	0	0
Write-in	12	2.36%	12	0	0
Write-in	6	1.18%	6	0	0
Write-in	5	0.98%	5	0	0
Write-in	0	0.00%	0	0	0
Write-in	0	0.00%	0	0	0
Total	509	100.00%	509	0	0

PCP - Precinct 02, Male, Republican (REP) (Vote for 5)

325 ballots (0 over voted ballots, 0 overvotes, 1019 undervotes), 676 registered voters, turnout 48.08%

Daniel Bonham	216	35.64%	216	0	0
Rod Runyon	194	32.01%	194	0	0
Ryan B Anderson	159	26.24%	159	0	0
Write-in	21	3.47%	21	0	0
Write-in	11	1.82%	11	0	0
Write-in	3	0.50%	3	0	0
Write-in	1	0.17%	1	0	0
Write-in	1	0.17%	1	0	0
Total	606	100.00%	606	0	0

Final Official Abstract, Grand Totals
Wasco County, Primary Election, May 15, 2018
All Precincts, All Districts, All Counter Groups, All Scan Stations, All Contests, All Boxes
Total Ballots Cast: 6253, Registered Voters: 16517, Overall Turnout: 37.86%
14 precincts reported out of 14 total

Page: 5 of 10
2018-06-04
10:24:30

Choice	Votes	Vote %	AB	ED	EV
PCP - Precinct 02, Female, Republican (REP) (Vote for 5)					
325 ballots (0 over voted ballots, 0 overvotes, 1120 undervotes), 676 registered voters, turnout 48.08%					
Cindy McLean	167	33.07%	167	0	0
Shirley Martin	159	31.49%	159	0	0
Roberta Miller	154	30.50%	154	0	0
Write-in	14	2.77%	14	0	0
Write-in	9	1.78%	9	0	0
Write-in	2	0.40%	2	0	0
Write-in	0	0.00%	0	0	0
Write-in	0	0.00%	0	0	0
Total	505	100.00%	505	0	0
PCP - Precinct 03, Male, Democrat (DEM) (Vote for 5)					
374 ballots (0 over voted ballots, 0 overvotes, 1403 undervotes), 749 registered voters, turnout 49.93%					
Bill Lennox	229	49.04%	229	0	0
Robert McNary	202	43.25%	202	0	0
Write-in	20	4.28%	20	0	0
Write-in	7	1.50%	7	0	0
Write-in	7	1.50%	7	0	0
Write-in	1	0.21%	1	0	0
Write-in	1	0.21%	1	0	0
Total	467	100.00%	467	0	0
PCP - Precinct 03, Female, Democrat (DEM) (Vote for 5)					
374 ballots (0 over voted ballots, 0 overvotes, 1443 undervotes), 749 registered voters, turnout 49.93%					
Corliss Marsh	207	48.48%	207	0	0
Serena Smith	192	44.96%	192	0	0
Write-in	16	3.75%	16	0	0
Write-in	8	1.87%	8	0	0
Write-in	4	0.94%	4	0	0
Write-in	0	0.00%	0	0	0
Write-in	0	0.00%	0	0	0
Total	427	100.00%	427	0	0
PCP - Precinct 03, Male, Republican (REP) (Vote for 5)					
300 ballots (0 over voted ballots, 0 overvotes, 864 undervotes), 533 registered voters, turnout 56.29%					
Dean McAllister	173	27.20%	173	0	0
Gary Dunning	166	26.10%	166	0	0
Jeffrey Stiles	141	22.17%	141	0	0
LaMont E Jones	138	21.70%	138	0	0
Write-in	16	2.52%	16	0	0
Write-in	2	0.31%	2	0	0
Write-in	0	0.00%	0	0	0
Write-in	0	0.00%	0	0	0
Write-in	0	0.00%	0	0	0
Total	636	100.00%	636	0	0
PCP - Precinct 03, Female, Republican (REP) (Vote for 5)					
300 ballots (0 over voted ballots, 0 overvotes, 1152 undervotes), 533 registered voters, turnout 56.29%					
Delores Dunning	171	49.14%	171	0	0
Cheryl A Jones	145	41.67%	145	0	0
Write-in	16	4.60%	16	0	0
Write-in	9	2.59%	9	0	0
Write-in	6	1.72%	6	0	0
Write-in	1	0.29%	1	0	0
Write-in	0	0.00%	0	0	0
Total	348	100.00%	348	0	0
PCP - Precinct 04, Male, Democrat (DEM) (Vote for 4)					
311 ballots (0 over voted ballots, 0 overvotes, 952 undervotes), 558 registered voters, turnout 55.73%					
Gene E Parker	171	58.56%	171	0	0
Jack E Lorts	101	34.59%	101	0	0

Final Official Abstract, Grand Totals
Wasco County, Primary Election, May 15, 2018
All Precincts, All Districts, All Counter Groups, All Scan Stations, All Contests, All Boxes
Total Ballots Cast: 6253, Registered Voters: 16517, Overall Turnout: 37.86%
14 precincts reported out of 14 total

Page: 6 of 10
2018-06-04
10:24:30

Choice	Votes	Vote %	AB	ED	EV
Write-in	12	4.11%	12	0	0
Write-in	7	2.40%	7	0	0
Write-in	1	0.34%	1	0	0
Write-in	0	0.00%	0	0	0
Total	292	100.00%	292	0	0

PCP - Precinct 04, Female, Democrat (DEM) (Vote for 4)

311 ballots (0 over voted ballots, 0 overvotes, 1217 undervotes), 558 registered voters, turnout 55.73%

Write-in	18	66.67%	18	0	0
Write-in	6	22.22%	6	0	0
Write-in	3	11.11%	3	0	0
Write-in	0	0.00%	0	0	0
Total	27	100.00%	27	0	0

PCP - Precinct 04, Male, Republican (REP) (Vote for 4)

324 ballots (0 over voted ballots, 0 overvotes, 965 undervotes), 572 registered voters, turnout 56.64%

Frank J Pyles	158	47.73%	158	0	0
Dale Rollins	150	45.32%	150	0	0
Write-in	14	4.23%	14	0	0
Write-in	8	2.42%	8	0	0
Write-in	1	0.30%	1	0	0
Write-in	0	0.00%	0	0	0
Total	331	100.00%	331	0	0

PCP - Precinct 04, Female, Republican (REP) (Vote for 4)

324 ballots (0 over voted ballots, 0 overvotes, 1087 undervotes), 572 registered voters, turnout 56.64%

Marilyn M Gladwell	185	88.52%	185	0	0
Write-in	10	4.78%	10	0	0
Write-in	7	3.35%	7	0	0
Write-in	6	2.87%	6	0	0
Write-in	1	0.48%	1	0	0
Total	209	100.00%	209	0	0

PCP - Precinct 05, Male, Democrat (DEM) (Vote for 4)

375 ballots (0 over voted ballots, 0 overvotes, 1489 undervotes), 740 registered voters, turnout 50.68%

Write-in	8	72.73%	8	0	0
Write-in	2	18.18%	2	0	0
Write-in	1	9.09%	1	0	0
Write-in	0	0.00%	0	0	0
Total	11	100.00%	11	0	0

PCP - Precinct 05, Female, Democrat (DEM) (Vote for 4)

375 ballots (0 over voted ballots, 0 overvotes, 1152 undervotes), 740 registered voters, turnout 50.68%

Susan Blake Gabay	198	56.90%	198	0	0
Beverly Sherrill	144	41.38%	144	0	0
Write-in	4	1.15%	4	0	0
Write-in	2	0.57%	2	0	0
Write-in	0	0.00%	0	0	0
Write-in	0	0.00%	0	0	0
Total	348	100.00%	348	0	0

PCP - Precinct 05, Male, Republican (REP) (Vote for 4)

245 ballots (0 over voted ballots, 0 overvotes, 710 undervotes), 432 registered voters, turnout 56.71%

Scott Hege	137	50.74%	137	0	0
George C Clark	116	42.96%	116	0	0
Write-in	11	4.07%	11	0	0
Write-in	6	2.22%	6	0	0
Write-in	0	0.00%	0	0	0
Write-in	0	0.00%	0	0	0
Total	270	100.00%	270	0	0

Final Official Abstract, Grand Totals
Wasco County, Primary Election, May 15, 2018
All Precincts, All Districts, All Counter Groups, All Scan Stations, All Contests, All Boxes
Total Ballots Cast: 6253, Registered Voters: 16517, Overall Turnout: 37.86%
14 precincts reported out of 14 total

Page: 7 of 10
2018-06-04
10:24:30

Choice	Votes	Vote %	AB	ED	EV
PCP - Precinct 05, Female, Republican (REP) (Vote for 4)					
245 ballots (0 over voted ballots, 0 overvotes, 832 undervotes), 432 registered voters, turnout 56.71%					
Betsy Hege	130	87.84%	130	0	0
Write-in	11	7.43%	11	0	0
Write-in	4	2.70%	4	0	0
Write-in	3	2.03%	3	0	0
Write-in	0	0.00%	0	0	0
Total	148	100.00%	148	0	0
PCP - Precinct 06, Male, Democrat (DEM) (Vote for 1)					
62 ballots (0 over voted ballots, 0 overvotes, 61 blank voted), 145 registered voters, turnout 42.76%					
Write-in	1	100.00%	1	0	0
Total	1	100.00%	1	0	0
PCP - Precinct 06, Female, Democrat (DEM) (Vote for 1)					
62 ballots (0 over voted ballots, 0 overvotes, 62 blank voted), 145 registered voters, turnout 42.76%					
Write-in	0	0.00%	0	0	0
Total	0	0.00%	0	0	0
PCP - Precinct 06, Male, Republican (REP) (Vote for 1)					
73 ballots (0 over voted ballots, 0 overvotes, 73 blank voted), 128 registered voters, turnout 57.03%					
Write-in	0	0.00%	0	0	0
Total	0	0.00%	0	0	0
PCP - Precinct 06, Female, Republican (REP) (Vote for 1)					
73 ballots (0 over voted ballots, 0 overvotes, 31 blank voted), 128 registered voters, turnout 57.03%					
Annadale Rooper	42	100.00%	42	0	0
Write-in	0	0.00%	0	0	0
Total	42	100.00%	42	0	0
PCP - Precinct 07, Male, Democrat (DEM) (Vote for 2)					
149 ballots (0 over voted ballots, 0 overvotes, 293 undervotes), 273 registered voters, turnout 54.58%					
Write-in	4	80.00%	4	0	0
Write-in	1	20.00%	1	0	0
Total	5	100.00%	5	0	0
PCP - Precinct 07, Female, Democrat (DEM) (Vote for 2)					
149 ballots (0 over voted ballots, 0 overvotes, 207 undervotes), 273 registered voters, turnout 54.58%					
Carolyn Wright	90	98.90%	90	0	0
Write-in	1	1.10%	1	0	0
Write-in	0	0.00%	0	0	0
Total	91	100.00%	91	0	0
PCP - Precinct 07, Male, Republican (REP) (Vote for 2)					
250 ballots (0 over voted ballots, 0 overvotes, 223 undervotes), 392 registered voters, turnout 63.78%					
Greg Johnson	156	56.32%	156	0	0
Richard Leatherbury	120	43.32%	120	0	0
Write-in	1	0.36%	1	0	0
Write-in	0	0.00%	0	0	0
Total	277	100.00%	277	0	0
PCP - Precinct 07, Female, Republican (REP) (Vote for 2)					
250 ballots (0 over voted ballots, 0 overvotes, 333 undervotes), 392 registered voters, turnout 63.78%					
Ann M Leatherbury	161	96.41%	161	0	0
Write-in	6	3.59%	6	0	0
Write-in	0	0.00%	0	0	0
Total	167	100.00%	167	0	0

Final Official Abstract, Grand Totals
Wasco County, Primary Election, May 15, 2018
All Precincts, All Districts, All Counter Groups, All Scan Stations, All Contests, All Boxes
Total Ballots Cast: 6253, Registered Voters: 16517, Overall Turnout: 37.86%
14 precincts reported out of 14 total

Page: 8 of 10
2018-06-04
10:24:30

Choice	Votes	Vote %	AB	ED	EV
PCP - Precinct 08, Male, Democrat (DEM) (Vote for 1)					
41 ballots (0 over voted ballots, 0 overvotes, 40 blank voted), 92 registered voters, turnout 44.57%					
Write-in	1	100.00%	1	0	0
Total	1	100.00%	1	0	0
PCP - Precinct 08, Female, Democrat (DEM) (Vote for 1)					
41 ballots (0 over voted ballots, 0 overvotes, 41 blank voted), 92 registered voters, turnout 44.57%					
Write-in	0	0.00%	0	0	0
Total	0	0.00%	0	0	0
PCP - Precinct 08, Male, Republican (REP) (Vote for 1)					
74 ballots (0 over voted ballots, 0 overvotes, 74 blank voted), 145 registered voters, turnout 51.03%					
Write-in	0	0.00%	0	0	0
Total	0	0.00%	0	0	0
PCP - Precinct 08, Female, Republican (REP) (Vote for 1)					
74 ballots (0 over voted ballots, 0 overvotes, 74 blank voted), 145 registered voters, turnout 51.03%					
Write-in	0	0.00%	0	0	0
Total	0	0.00%	0	0	0
PCP - Precinct 09, Male, Democrat (DEM) (Vote for 2)					
125 ballots (0 over voted ballots, 0 overvotes, 248 undervotes), 237 registered voters, turnout 52.74%					
Write-in	2	100.00%	2	0	0
Write-in	0	0.00%	0	0	0
Total	2	100.00%	2	0	0
PCP - Precinct 09, Female, Democrat (DEM) (Vote for 2)					
125 ballots (0 over voted ballots, 0 overvotes, 247 undervotes), 237 registered voters, turnout 52.74%					
Write-in	2	66.67%	2	0	0
Write-in	1	33.33%	1	0	0
Total	3	100.00%	3	0	0
PCP - Precinct 09, Male, Republican (REP) (Vote for 2)					
137 ballots (0 over voted ballots, 0 overvotes, 268 undervotes), 252 registered voters, turnout 54.37%					
Write-in	4	66.67%	4	0	0
Write-in	2	33.33%	2	0	0
Total	6	100.00%	6	0	0
PCP - Precinct 09, Female, Republican (REP) (Vote for 2)					
137 ballots (0 over voted ballots, 0 overvotes, 270 undervotes), 252 registered voters, turnout 54.37%					
Write-in	3	75.00%	3	0	0
Write-in	1	25.00%	1	0	0
Total	4	100.00%	4	0	0
PCP - Precinct 10, Male, Democrat (DEM) (Vote for 2)					
118 ballots (0 over voted ballots, 0 overvotes, 233 undervotes), 273 registered voters, turnout 43.22%					
Write-in	3	100.00%	3	0	0
Write-in	0	0.00%	0	0	0
Total	3	100.00%	3	0	0
PCP - Precinct 10, Female, Democrat (DEM) (Vote for 2)					
118 ballots (0 over voted ballots, 0 overvotes, 168 undervotes), 273 registered voters, turnout 43.22%					
Kathy Kelsay	65	95.59%	65	0	0
Write-in	3	4.41%	3	0	0
Write-in	0	0.00%	0	0	0
Total	68	100.00%	68	0	0

Final Official Abstract, Grand Totals
Wasco County, Primary Election, May 15, 2018
All Precincts, All Districts, All Counter Groups, All Scan Stations, All Contests, All Boxes
Total Ballots Cast: 6253, Registered Voters: 16517, Overall Turnout: 37.86%
14 precincts reported out of 14 total

Page: 9 of 10
2018-06-04
10:24:30

Choice	Votes	Vote %	AB	ED	EV
PCP - Precinct 10, Male, Republican (REP) (Vote for 2)					
124 ballots (0 over voted ballots, 0 overvotes, 239 undervotes), 222 registered voters, turnout 55.86%					
Write-in	5	55.56%	5	0	0
Write-in	4	44.44%	4	0	0
Total	9	100.00%	9	0	0
PCP - Precinct 10, Female, Republican (REP) (Vote for 2)					
124 ballots (0 over voted ballots, 0 overvotes, 240 undervotes), 222 registered voters, turnout 55.86%					
Write-in	4	50.00%	4	0	0
Write-in	4	50.00%	4	0	0
Total	8	100.00%	8	0	0
PCP - Precinct 11, Male, Democrat (DEM) (Vote for 1)					
55 ballots (0 over voted ballots, 0 overvotes, 55 blank voted), 101 registered voters, turnout 54.46%					
Write-in	0	0.00%	0	0	0
Total	0	0.00%	0	0	0
PCP - Precinct 11, Female, Democrat (DEM) (Vote for 1)					
55 ballots (0 over voted ballots, 0 overvotes, 55 blank voted), 101 registered voters, turnout 54.46%					
Write-in	0	0.00%	0	0	0
Total	0	0.00%	0	0	0
PCP - Precinct 11, Male, Republican (REP) (Vote for 1)					
87 ballots (0 over voted ballots, 0 overvotes, 25 blank voted), 152 registered voters, turnout 57.24%					
Marvin Polehn	62	100.00%	62	0	0
Write-in	0	0.00%	0	0	0
Total	62	100.00%	62	0	0
PCP - Precinct 11, Female, Republican (REP) (Vote for 1)					
87 ballots (0 over voted ballots, 0 overvotes, 25 blank voted), 152 registered voters, turnout 57.24%					
Donella Polehn	62	100.00%	62	0	0
Write-in	0	0.00%	0	0	0
Total	62	100.00%	62	0	0
PCP - Precinct 12, Male, Democrat (DEM) (Vote for 2)					
101 ballots (0 over voted ballots, 0 overvotes, 196 undervotes), 172 registered voters, turnout 58.72%					
Write-in	5	83.33%	5	0	0
Write-in	1	16.67%	1	0	0
Total	6	100.00%	6	0	0
PCP - Precinct 12, Female, Democrat (DEM) (Vote for 2)					
101 ballots (0 over voted ballots, 0 overvotes, 196 undervotes), 172 registered voters, turnout 58.72%					
Write-in	4	66.67%	4	0	0
Write-in	2	33.33%	2	0	0
Total	6	100.00%	6	0	0
PCP - Precinct 12, Male, Republican (REP) (Vote for 2)					
198 ballots (0 over voted ballots, 0 overvotes, 256 undervotes), 343 registered voters, turnout 57.73%					
Jack J Hay	132	94.29%	132	0	0
Write-in	8	5.71%	8	0	0
Write-in	0	0.00%	0	0	0
Total	140	100.00%	140	0	0
PCP - Precinct 12, Female, Republican (REP) (Vote for 2)					
198 ballots (0 over voted ballots, 0 overvotes, 384 undervotes), 343 registered voters, turnout 57.73%					
Write-in	10	83.33%	10	0	0
Write-in	2	16.67%	2	0	0

Final Official Abstract, Grand Totals
Wasco County, Primary Election, May 15, 2018
All Precincts, All Districts, All Counter Groups, All Scan Stations, All Contests, All Boxes
Total Ballots Cast: 6253, Registered Voters: 16517, Overall Turnout: 37.86%
14 precincts reported out of 14 total

Page: 10 of 10
2018-06-04
10:24:30

Choice	Votes	Vote %	AB	ED	EV
Total	12	100.00%	12	0	0

PCP - Precinct 13, Male, Democrat (DEM) (Vote for 1)

28 ballots (0 over voted ballots, 0 overvotes, 27 blank voted), 52 registered voters, turnout 53.85%

Write-in	1	100.00%	1	0	0
Total	1	100.00%	1	0	0

PCP - Precinct 13, Female, Democrat (DEM) (Vote for 1)

28 ballots (0 over voted ballots, 0 overvotes, 27 blank voted), 52 registered voters, turnout 53.85%

Write-in	1	100.00%	1	0	0
Total	1	100.00%	1	0	0

PCP - Precinct 13, Male, Republican (REP) (Vote for 1)

26 ballots (0 over voted ballots, 0 overvotes, 25 blank voted), 50 registered voters, turnout 52.00%

Write-in	1	100.00%	1	0	0
Total	1	100.00%	1	0	0

PCP - Precinct 13, Female, Republican (REP) (Vote for 1)

26 ballots (0 over voted ballots, 0 overvotes, 26 blank voted), 50 registered voters, turnout 52.00%

Write-in	0	0.00%	0	0	0
Total	0	0.00%	0	0	0

PCP - Precinct 14, Male, Democrat (DEM) (Vote for 1)

11 ballots (0 over voted ballots, 0 overvotes, 11 blank voted), 32 registered voters, turnout 34.38%

Write-in	0	0.00%	0	0	0
Total	0	0.00%	0	0	0

PCP - Precinct 14, Female, Democrat (DEM) (Vote for 1)

11 ballots (0 over voted ballots, 0 overvotes, 11 blank voted), 32 registered voters, turnout 34.38%

Write-in	0	0.00%	0	0	0
Total	0	0.00%	0	0	0

PCP - Precinct 14, Male, Republican (REP) (Vote for 1)

46 ballots (0 over voted ballots, 0 overvotes, 44 blank voted), 92 registered voters, turnout 50.00%

Write-in	2	100.00%	2	0	0
Total	2	100.00%	2	0	0

PCP - Precinct 14, Female, Republican (REP) (Vote for 1)

46 ballots (0 over voted ballots, 0 overvotes, 46 blank voted), 92 registered voters, turnout 50.00%

Write-in	0	0.00%	0	0	0
Total	0	0.00%	0	0	0

Measure 33-95 Dufur Recreation District (Vote for 1)

355 ballots (0 over voted ballots, 0 overvotes, 22 blank voted), 830 registered voters, turnout 42.77%

Yes	271	81.38%	271	0	0
No	62	18.62%	62	0	0
Total	333	100.00%	333	0	0

Measure 33-94 White River Health District (Vote for 1)

696 ballots (0 over voted ballots, 0 overvotes, 69 blank voted), 1581 registered voters, turnout 44.02%

No	318	50.72%	318	0	0
Yes	309	49.28%	309	0	0
Total	627	100.00%	627	0	0

Final Official Abstract of Votes, Precinct Level Detail
Wasco County, Primary Election, May 15, 2018
All Precincts, All Districts, All Counter Groups, All ScanStations, All Contests, All Boxes
Total Ballots Cast: 6253, Registered Voters: 16517, Overall Turnout: 37.86%
14 precincts reported out of 14 total

Page: 1 of 42
2018-06-04
10:39:44

Choice	Votes	Vote %	AB	ED	EV
--------	-------	--------	----	----	----

Precinct 01

US Representative, District 2 (DEM) (Vote for 1)

345 ballots (0 over voted ballots, 0 overvotes, 58 blank voted), 809 registered voters, turnout 42.65%

Jen (Jenni) Neahring	79	27.53%	79	0	0
Jamie McLeod-Skinner	76	26.48%	76	0	0
Michael Byrne	44	15.33%	44	0	0
Raz Mason	22	7.67%	22	0	0
James (Jim) Cray	21	7.32%	21	0	0
Tim S White	19	6.62%	19	0	0
Eric Burnette	15	5.23%	15	0	0
Write-in	11	3.83%	11	0	0
Total	287	100.00%	287	0	0

US Representative, District 2 (IND) (Vote for 1)

35 ballots (0 over voted ballots, 0 overvotes, 15 blank voted), 105 registered voters, turnout 33.33%

Mark R Roberts	15	75.00%	15	0	0
Write-in	5	25.00%	5	0	0
Total	20	100.00%	20	0	0

US Representative, District 2 (REP) (Vote for 1)

310 ballots (0 over voted ballots, 0 overvotes, 21 blank voted), 584 registered voters, turnout 53.08%

Greg Walden	218	75.43%	218	0	0
Paul J Romero Jr	35	12.11%	35	0	0
Randy Pollock	34	11.76%	34	0	0
Write-in	2	0.69%	2	0	0
Total	289	100.00%	289	0	0

Governor (DEM) (Vote for 1)

345 ballots (0 over voted ballots, 0 overvotes, 17 blank voted), 809 registered voters, turnout 42.65%

Kate Brown	215	65.55%	215	0	0
Ed Jones	60	18.29%	60	0	0
Candace Neville	38	11.59%	38	0	0
Write-in	15	4.57%	15	0	0
Total	328	100.00%	328	0	0

Governor (IND) (Vote for 1)


35 ballots (0 over voted ballots, 0 overvotes, 6 blank voted), 105 registered voters, turnout 33.33%

Patrick Starnes	12	41.38%	12	0	0
Write-in	11	37.93%	11	0	0
Dan (Mr P) Pistoiresi	5	17.24%	5	0	0
Skye J Allen	1	3.45%	1	0	0
Total	29	100.00%	29	0	0

Governor (REP) (Vote for 1)

310 ballots (0 over voted ballots, 0 overvotes, 18 blank voted), 584 registered voters, turnout 53.08%

Knute Buehler	124	42.47%	124	0	0
Sam Carpenter	90	30.82%	90	0	0
Greg C Wooldridge	52	17.81%	52	0	0
Jeff Smith	9	3.08%	9	0	0
Write-in	5	1.71%	5	0	0
Bruce Cuff	4	1.37%	4	0	0
Keenan W Bohach	3	1.03%	3	0	0
Brett Hyland	2	0.68%	2	0	0
Jon I Edwards III	1	0.34%	1	0	0
David W Stauffer	1	0.34%	1	0	0
Jack W Tacy	1	0.34%	1	0	0
Total	292	100.00%	292	0	0



I, Lisa Gambee, Wasco County Clerk, do hereby certify that the votes recorded on this report correctly summarize the tally of votes cast at the May 15, 2018 Primary Election.

Dated this 4th day of June 2018.

Lisa Gambee

Lisa Gambee
Wasco County Clerk

Choice	Votes	Vote %	AB	ED	EV
State Senator, 30th District (DEM) (Vote for 1)					
345 ballots (0 over voted ballots, 0 overvotes, 110 blank voted), 809 registered voters, turnout 42.65%					
Solea Kabakov	224	95.32%	224	0	0
Write-in	11	4.68%	11	0	0
Total	235	100.00%	235	0	0
State Senator, 30th District (REP) (Vote for 1)					
310 ballots (0 over voted ballots, 0 overvotes, 115 blank voted), 584 registered voters, turnout 53.08%					
Cliff Bentz	193	98.97%	193	0	0
Write-in	2	1.03%	2	0	0
Total	195	100.00%	195	0	0
State Representative, 59th District (DEM) (Vote for 1)					
345 ballots (0 over voted ballots, 0 overvotes, 93 blank voted), 809 registered voters, turnout 42.65%					
Darcy Long-Curtiss	238	94.44%	238	0	0
Write-in	14	5.56%	14	0	0
Total	252	100.00%	252	0	0
State Representative, 59th District (IND) (Vote for 1)					
35 ballots (0 over voted ballots, 0 overvotes, 24 blank voted), 105 registered voters, turnout 33.33%					
Write-in	11	100.00%	11	0	0
Total	11	100.00%	11	0	0
State Representative, 59th District (REP) (Vote for 1)					
310 ballots (0 over voted ballots, 0 overvotes, 97 blank voted), 584 registered voters, turnout 53.08%					
Daniel G Bonham	210	98.59%	210	0	0
Write-in	3	1.41%	3	0	0
Total	213	100.00%	213	0	0
Commissioner of the Bureau of Labor and Industries (Vote for 1)					
796 ballots (0 over voted ballots, 0 overvotes, 184 blank voted), 2561 registered voters, turnout 31.08%					
Val Hoyle	274	44.77%	274	0	0
Lou Ogden	222	36.27%	222	0	0
Jack Howard	113	18.46%	113	0	0
Write-in	3	0.49%	3	0	0
Total	612	100.00%	612	0	0
Judge of the Supreme Court, Position 3 (Vote for 1)					
796 ballots (0 over voted ballots, 0 overvotes, 197 blank voted), 2561 registered voters, turnout 31.08%					
Meagan A Flynn	399	66.61%	399	0	0
Van Pounds	198	33.06%	198	0	0
Write-in	2	0.33%	2	0	0
Total	599	100.00%	599	0	0
Judge of the Supreme Court, Position 2 (Vote for 1)					
796 ballots (0 over voted ballots, 0 overvotes, 294 blank voted), 2561 registered voters, turnout 31.08%					
Rebecca Duncan	498	99.20%	498	0	0
Write-in	4	0.80%	4	0	0
Total	502	100.00%	502	0	0
Judge of the Court of Appeals, Position 10 (Vote for 1)					
796 ballots (0 over voted ballots, 0 overvotes, 208 blank voted), 2561 registered voters, turnout 31.08%					
Rex Armstrong	337	57.31%	337	0	0
Kyle L Krohn	247	42.01%	247	0	0
Write-in	4	0.68%	4	0	0
Total	588	100.00%	588	0	0

Final Official Abstract of Votes, Precinct Level Detail
 Wasco County, Primary Election, May 15, 2018
 All Precincts, All Districts, All Counter Groups, All ScanStations, All Contests, All Boxes
 Total Ballots Cast: 6253, Registered Voters: 16517, Overall Turnout: 37.86%
 14 precincts reported out of 14 total

Page: 3 of 42
 2018-06-04
 10:39:44

Choice	Votes	Vote %	AB	ED	EV
Judge of the Court of Appeals, Position 6 (Vote for 1)					
796 ballots (0 over voted ballots, 0 overvotes, 311 blank voted), 2561 registered voters, turnout 31.08%					
James (Jim) C Egan	480	98.97%	480	0	0
Write-in	5	1.03%	5	0	0
Total	485	100.00%	485	0	0
Judge of the Court of Appeals, Position 9 (Vote for 1)					
796 ballots (0 over voted ballots, 0 overvotes, 329 blank voted), 2561 registered voters, turnout 31.08%					
Erika Hadlock	464	99.36%	464	0	0
Write-in	3	0.64%	3	0	0
Total	467	100.00%	467	0	0
Judge of the Circuit Court, 7th District, Position 1 (Vote for 1)					
796 ballots (0 over voted ballots, 0 overvotes, 309 blank voted), 2561 registered voters, turnout 31.08%					
John A Olson	484	99.38%	484	0	0
Write-in	3	0.62%	3	0	0
Total	487	100.00%	487	0	0
Commissioner Position #1 (Vote for 1)					
796 ballots (0 over voted ballots, 0 overvotes, 116 blank voted), 2561 registered voters, turnout 31.08%					
Scott Hege	453	66.62%	453	0	0
Roy Justesen	223	32.79%	223	0	0
Write-in	4	0.59%	4	0	0
Total	680	100.00%	680	0	0
Commissioner Position #3 (Vote for 1)					
796 ballots (0 over voted ballots, 0 overvotes, 40 blank voted), 2561 registered voters, turnout 31.08%					
Kathy Schwartz	453	59.92%	453	0	0
Rod Runyon	302	39.95%	302	0	0
Write-in	1	0.13%	1	0	0
Total	756	100.00%	756	0	0
PCP - Precinct 01, Male, Democrat (DEM) (Vote for 5)					
345 ballots (0 over voted ballots, 0 overvotes, 1710 undervotes), 809 registered voters, turnout 42.65%					
Write-in	10	66.67%	10	0	0
Write-in	2	13.33%	2	0	0
Write-in	1	6.67%	1	0	0
Write-in	1	6.67%	1	0	0
Write-in	1	6.67%	1	0	0
Total	15	100.00%	15	0	0
PCP - Precinct 01, Female, Democrat (DEM) (Vote for 5)					
345 ballots (0 over voted ballots, 0 overvotes, 1423 undervotes), 809 registered voters, turnout 42.65%					
Barbara Pashek	174	57.62%	174	0	0
Debbie Blair	116	38.41%	116	0	0
Write-in	6	1.99%	6	0	0
Write-in	3	0.99%	3	0	0
Write-in	1	0.33%	1	0	0
Write-in	1	0.33%	1	0	0
Write-in	1	0.33%	1	0	0
Total	302	100.00%	302	0	0
PCP - Precinct 01, Male, Republican (REP) (Vote for 5)					
310 ballots (0 over voted ballots, 0 overvotes, 1366 undervotes), 584 registered voters, turnout 53.08%					
Clay Smith	178	96.74%	178	0	0
Write-in	6	3.26%	6	0	0
Write-in	0	0.00%	0	0	0
Write-in	0	0.00%	0	0	0
Write-in	0	0.00%	0	0	0
Write-in	0	0.00%	0	0	0

Final Official Abstract of Votes, Precinct Level Detail
 Wasco County, Primary Election, May 15, 2018
 All Precincts, All Districts, All Counter Groups, All ScanStations, All Contests, All Boxes
 Total Ballots Cast: 6253, Registered Voters: 16517, Overall Turnout: 37.86%
 14 precincts reported out of 14 total

Page: 4 of 42
 2018-06-04
 10:39:44

Choice	Votes	Vote %	AB	ED	EV
Total	184	100.00%	184	0	0

PCP - Precinct 01, Female, Republican (REP) (Vote for 5)

310 ballots (0 over voted ballots, 0 overvotes, 1382 undervotes), 584 registered voters, turnout 53.08%

Karen J Smith	159	94.64%	159	0	0
Write-in	8	4.76%	8	0	0
Write-in	1	0.60%	1	0	0
Write-in	0	0.00%	0	0	0
Write-in	0	0.00%	0	0	0
Write-in	0	0.00%	0	0	0
Total	168	100.00%	168	0	0

Precinct 02

US Representative, District 2 (DEM) (Vote for 1)

463 ballots (1 over voted ballots, 1 overvotes, 55 blank voted), 881 registered voters, turnout 52.55%

Jamie McLeod-Skinner	133	32.68%	133	0	0
Jen (Jenni) Neahring	88	21.62%	88	0	0
Michael Byrne	68	16.71%	68	0	0
James (Jim) Crary	35	8.60%	35	0	0
Raz Mason	32	7.86%	32	0	0
Eric Burnette	27	6.63%	27	0	0
Tim S White	19	4.67%	19	0	0
Write-in	5	1.23%	5	0	0
Total	407	100.00%	407	0	0

US Representative, District 2 (IND) (Vote for 1)

46 ballots (0 over voted ballots, 0 overvotes, 22 blank voted), 119 registered voters, turnout 38.66%

Mark R Roberts	18	75.00%	18	0	0
Write-in	6	25.00%	6	0	0
Total	24	100.00%	24	0	0

US Representative, District 2 (REP) (Vote for 1)

325 ballots (0 over voted ballots, 0 overvotes, 29 blank voted), 676 registered voters, turnout 48.08%

Greg Walden	241	81.42%	241	0	0
Paul J Romero Jr	35	11.82%	35	0	0
Randy Pollock	18	6.08%	18	0	0
Write-in	2	0.68%	2	0	0
Total	296	100.00%	296	0	0

Governor (DEM) (Vote for 1)

463 ballots (0 over voted ballots, 0 overvotes, 21 blank voted), 881 registered voters, turnout 52.55%

Kate Brown	330	74.66%	330	0	0
Ed Jones	50	11.31%	50	0	0
Candace Neville	48	10.86%	48	0	0
Write-in	14	3.17%	14	0	0
Total	442	100.00%	442	0	0

Governor (IND) (Vote for 1)

46 ballots (0 over voted ballots, 0 overvotes, 15 blank voted), 119 registered voters, turnout 38.66%

Write-in	15	48.39%	15	0	0
Patrick Starnes	8	25.81%	8	0	0
Dan (Mr P) Pistorosi	5	16.13%	5	0	0
Skye J Allen	3	9.68%	3	0	0
Total	31	100.00%	31	0	0

Governor (REP) (Vote for 1)

325 ballots (0 over voted ballots, 0 overvotes, 22 blank voted), 676 registered voters, turnout 48.08%

Knute Buehler	136	44.88%	136	0	0
Sam Carpenter	94	31.02%	94	0	0
Greg C Wooldridge	48	15.84%	48	0	0

Choice	Votes	Vote %	AB	ED	EV
David W Stauffer	6	1.98%	6	0	0
Bruce Cuff	6	1.98%	6	0	0
Write-in	5	1.65%	5	0	0
Jeff Smith	2	0.66%	2	0	0
Jack W Tacy	2	0.66%	2	0	0
Brett Hyland	2	0.66%	2	0	0
Keenan W Bohach	1	0.33%	1	0	0
Jon I Edwards III	1	0.33%	1	0	0
Total	303	100.00%	303	0	0

State Senator, 30th District (DEM) (Vote for 1)**463 ballots (0 over voted ballots, 0 overvotes, 137 blank voted), 881 registered voters, turnout 52.55%**

Solea Kabakov	319	97.85%	319	0	0
Write-in	7	2.15%	7	0	0
Total	326	100.00%	326	0	0

State Senator, 30th District (REP) (Vote for 1)**325 ballots (0 over voted ballots, 0 overvotes, 99 blank voted), 676 registered voters, turnout 48.08%**

Cliff Bentz	225	99.56%	225	0	0
Write-in	1	0.44%	1	0	0
Total	226	100.00%	226	0	0

State Representative, 59th District (DEM) (Vote for 1)**463 ballots (0 over voted ballots, 0 overvotes, 112 blank voted), 881 registered voters, turnout 52.55%**

Darcy Long-Curtiss	338	96.30%	338	0	0
Write-in	13	3.70%	13	0	0
Total	351	100.00%	351	0	0

State Representative, 59th District (IND) (Vote for 1)**46 ballots (0 over voted ballots, 0 overvotes, 31 blank voted), 119 registered voters, turnout 38.66%**

Write-in	15	100.00%	15	0	0
Total	15	100.00%	15	0	0

State Representative, 59th District (REP) (Vote for 1)**325 ballots (0 over voted ballots, 0 overvotes, 73 blank voted), 676 registered voters, turnout 48.08%**

Daniel G Bonham	250	99.21%	250	0	0
Write-in	2	0.79%	2	0	0
Total	252	100.00%	252	0	0

Commissioner of the Bureau of Labor and Industries (Vote for 1)**994 ballots (0 over voted ballots, 0 overvotes, 208 blank voted), 2695 registered voters, turnout 36.88%**

Val Hoyle	389	49.49%	389	0	0
Lou Ogden	252	32.06%	252	0	0
Jack Howard	142	18.07%	142	0	0
Write-in	3	0.38%	3	0	0
Total	786	100.00%	786	0	0

Judge of the Supreme Court, Position 3 (Vote for 1)**994 ballots (0 over voted ballots, 0 overvotes, 238 blank voted), 2695 registered voters, turnout 36.88%**

Meagan A Flynn	544	71.96%	544	0	0
Van Pounds	208	27.51%	208	0	0
Write-in	4	0.53%	4	0	0
Total	756	100.00%	756	0	0

Judge of the Supreme Court, Position 2 (Vote for 1)**994 ballots (0 over voted ballots, 0 overvotes, 367 blank voted), 2695 registered voters, turnout 36.88%**

Rebecca Duncan	617	98.41%	617	0	0
Write-in	10	1.59%	10	0	0
Total	627	100.00%	627	0	0

Choice	Votes	Vote %	AB	ED	EV
Judge of the Court of Appeals, Position 10 (Vote for 1)					
994 ballots (0 over voted ballots, 0 overvotes, 262 blank voted), 2695 registered voters, turnout 36.88%					
Rex Armstrong	459	62.70%	459	0	0
Kyle L Krohn	271	37.02%	271	0	0
Write-in	2	0.27%	2	0	0
Total	732	100.00%	732	0	0
Judge of the Court of Appeals, Position 6 (Vote for 1)					
994 ballots (0 over voted ballots, 0 overvotes, 396 blank voted), 2695 registered voters, turnout 36.88%					
James (Jim) C Egan	592	99.00%	592	0	0
Write-in	6	1.00%	6	0	0
Total	598	100.00%	598	0	0
Judge of the Court of Appeals, Position 9 (Vote for 1)					
994 ballots (0 over voted ballots, 0 overvotes, 413 blank voted), 2695 registered voters, turnout 36.88%					
Erika Hadlock	575	98.97%	575	0	0
Write-in	6	1.03%	6	0	0
Total	581	100.00%	581	0	0
Judge of the Circuit Court, 7th District, Position 1 (Vote for 1)					
994 ballots (0 over voted ballots, 0 overvotes, 392 blank voted), 2695 registered voters, turnout 36.88%					
John A Olson	596	99.00%	596	0	0
Write-in	6	1.00%	6	0	0
Total	602	100.00%	602	0	0
Commissioner Position #1 (Vote for 1)					
994 ballots (0 over voted ballots, 0 overvotes, 145 blank voted), 2695 registered voters, turnout 36.88%					
Scott Hege	559	65.84%	559	0	0
Roy Justesen	287	33.80%	287	0	0
Write-in	3	0.35%	3	0	0
Total	849	100.00%	849	0	0
Commissioner Position #3 (Vote for 1)					
994 ballots (0 over voted ballots, 0 overvotes, 17 blank voted), 2695 registered voters, turnout 36.88%					
Kathy Schwartz	639	65.40%	639	0	0
Rod Runyon	337	34.49%	337	0	0
Write-in	1	0.10%	1	0	0
Total	977	100.00%	977	0	0
PCP - Precinct 02, Male, Democrat (DEM) (Vote for 5)					
463 ballots (0 over voted ballots, 0 overvotes, 1790 undervotes), 881 registered voters, turnout 52.55%					
Philip Brady	271	51.62%	271	0	0
John Nelson	221	42.10%	221	0	0
Write-in	18	3.43%	18	0	0
Write-in	7	1.33%	7	0	0
Write-in	4	0.76%	4	0	0
Write-in	3	0.57%	3	0	0
Write-in	1	0.19%	1	0	0
Total	525	100.00%	525	0	0
PCP - Precinct 02, Female, Democrat (DEM) (Vote for 5)					
463 ballots (0 over voted ballots, 0 overvotes, 1806 undervotes), 881 registered voters, turnout 52.55%					
Darcy Long-Curtiss	262	51.47%	262	0	0
Solea Kabakov	224	44.01%	224	0	0
Write-in	12	2.36%	12	0	0
Write-in	6	1.18%	6	0	0
Write-in	5	0.98%	5	0	0
Write-in	0	0.00%	0	0	0
Write-in	0	0.00%	0	0	0

Choice	Votes	Vote %	AB	ED	EV
Total	509	100.00%	509	0	0

PCP - Precinct 02, Male, Republican (REP) (Vote for 5)**325 ballots (0 over voted ballots, 0 overvotes, 1019 undervotes), 676 registered voters, turnout 48.08%**

Daniel Bonham	216	35.64%	216	0	0
Rod Runyon	194	32.01%	194	0	0
Ryan B Anderson	159	26.24%	159	0	0
Write-in	21	3.47%	21	0	0
Write-in	11	1.82%	11	0	0
Write-in	3	0.50%	3	0	0
Write-in	1	0.17%	1	0	0
Write-in	1	0.17%	1	0	0
Total	606	100.00%	606	0	0

PCP - Precinct 02, Female, Republican (REP) (Vote for 5)**325 ballots (0 over voted ballots, 0 overvotes, 1120 undervotes), 676 registered voters, turnout 48.08%**

Cindy McLean	167	33.07%	167	0	0
Shirley Martin	159	31.49%	159	0	0
Roberta Miller	154	30.50%	154	0	0
Write-in	14	2.77%	14	0	0
Write-in	9	1.78%	9	0	0
Write-in	2	0.40%	2	0	0
Write-in	0	0.00%	0	0	0
Write-in	0	0.00%	0	0	0
Total	505	100.00%	505	0	0

Precinct 03**US Representative, District 2 (DEM) (Vote for 1)****374 ballots (0 over voted ballots, 0 overvotes, 48 blank voted), 749 registered voters, turnout 49.93%**

Jamie McLeod-Skinner	116	35.58%	116	0	0
Jen (Jenni) Neahring	67	20.55%	67	0	0
Michael Byrne	48	14.72%	48	0	0
Eric Burnette	26	7.98%	26	0	0
Raz Mason	24	7.36%	24	0	0
James (Jim) Crary	23	7.06%	23	0	0
Tim S White	16	4.91%	16	0	0
Write-in	6	1.84%	6	0	0
Total	326	100.00%	326	0	0

US Representative, District 2 (IND) (Vote for 1)**32 ballots (0 over voted ballots, 0 overvotes, 14 blank voted), 95 registered voters, turnout 33.68%**

Mark R Roberts	11	61.11%	11	0	0
Write-in	7	38.89%	7	0	0
Total	18	100.00%	18	0	0

US Representative, District 2 (REP) (Vote for 1)**300 ballots (0 over voted ballots, 0 overvotes, 10 blank voted), 533 registered voters, turnout 56.29%**

Greg Walden	242	83.45%	242	0	0
Paul J Romero Jr	29	10.00%	29	0	0
Randy Pollock	19	6.55%	19	0	0
Write-in	0	0.00%	0	0	0
Total	290	100.00%	290	0	0

Governor (DEM) (Vote for 1)**374 ballots (0 over voted ballots, 0 overvotes, 9 blank voted), 749 registered voters, turnout 49.93%**

Kate Brown	285	78.08%	285	0	0
Ed Jones	48	13.15%	48	0	0
Candace Neville	22	6.03%	22	0	0
Write-in	10	2.74%	10	0	0
Total	365	100.00%	365	0	0

Final Official Abstract of Votes, Precinct Level Detail
Wasco County, Primary Election, May 15, 2018
All Precincts, All Districts, All Counter Groups, All ScanStations, All Contests, All Boxes
Total Ballots Cast: 6253, Registered Voters: 16517, Overall Turnout: 37.86%
14 precincts reported out of 14 total

Page: 8 of 42
2018-06-04
10:39:44

Choice	Votes	Vote %	AB	ED	EV
--------	-------	--------	----	----	----

Governor (IND) (Vote for 1)

32 ballots (0 over voted ballots, 0 overvotes, 11 blank voted), 95 registered voters, turnout 33.68%

Write-in	12	57.14%	12	0	0
Patrick Starnes	6	28.57%	6	0	0
Skye J Allen	2	9.52%	2	0	0
Dan (Mr P) Pistorosi	1	4.76%	1	0	0
Total	21	100.00%	21	0	0

Governor (REP) (Vote for 1)

300 ballots (0 over voted ballots, 0 overvotes, 8 blank voted), 533 registered voters, turnout 56.29%

Knute Buehler	121	41.44%	121	0	0
Sam Carpenter	97	33.22%	97	0	0
Greg C Wooldridge	49	16.78%	49	0	0
Jeff Smith	13	4.45%	13	0	0
David W Stauffer	7	2.40%	7	0	0
Keenan W Bohach	2	0.68%	2	0	0
Jon I Edwards III	1	0.34%	1	0	0
Jack W Tacy	1	0.34%	1	0	0
Bruce Cuff	1	0.34%	1	0	0
Brett Hyland	0	0.00%	0	0	0
Write-in	0	0.00%	0	0	0
Total	292	100.00%	292	0	0

State Senator, 30th District (DEM) (Vote for 1)

374 ballots (0 over voted ballots, 0 overvotes, 105 blank voted), 749 registered voters, turnout 49.93%

Solea Kabakov	260	96.65%	260	0	0
Write-in	9	3.35%	9	0	0
Total	269	100.00%	269	0	0

State Senator, 30th District (REP) (Vote for 1)

300 ballots (0 over voted ballots, 0 overvotes, 93 blank voted), 533 registered voters, turnout 56.29%

Cliff Bentz	207	100.00%	207	0	0
Write-in	0	0.00%	0	0	0
Total	207	100.00%	207	0	0

State Representative, 59th District (DEM) (Vote for 1)

374 ballots (0 over voted ballots, 0 overvotes, 90 blank voted), 749 registered voters, turnout 49.93%

Darcy Long-Curtiss	271	95.42%	271	0	0
Write-in	13	4.58%	13	0	0
Total	284	100.00%	284	0	0

State Representative, 59th District (IND) (Vote for 1)

32 ballots (0 over voted ballots, 0 overvotes, 20 blank voted), 95 registered voters, turnout 33.68%

Write-in	12	100.00%	12	0	0
Total	12	100.00%	12	0	0

State Representative, 59th District (REP) (Vote for 1)

300 ballots (0 over voted ballots, 0 overvotes, 82 blank voted), 533 registered voters, turnout 56.29%

Daniel G Bonham	218	100.00%	218	0	0
Write-in	0	0.00%	0	0	0
Total	218	100.00%	218	0	0

Commissioner of the Bureau of Labor and Industries (Vote for 1)

841 ballots (0 over voted ballots, 0 overvotes, 175 blank voted), 2274 registered voters, turnout 36.98%

Val Hoyle	301	45.20%	301	0	0
Lou Ogden	241	36.19%	241	0	0
Jack Howard	123	18.47%	123	0	0
Write-in	1	0.15%	1	0	0
Total	666	100.00%	666	0	0

Final Official Abstract of Votes, Precinct Level Detail
 Wasco County, Primary Election, May 15, 2018
 All Precincts, All Districts, All Counter Groups, All ScanStations, All Contests, All Boxes
 Total Ballots Cast: 6253, Registered Voters: 16517, Overall Turnout: 37.86%
 14 precincts reported out of 14 total

Page: 9 of 42
 2018-06-04
 10:39:44

Choice	Votes	Vote %	AB	ED	EV
Judge of the Supreme Court, Position 3 (Vote for 1)					
841 ballots (0 over voted ballots, 0 overvotes, 184 blank voted), 2274 registered voters, turnout 36.98%					
Meagan A Flynn	464	70.62%	464	0	0
Van Pounds	189	28.77%	189	0	0
Write-in	4	0.61%	4	0	0
Total	657	100.00%	657	0	0
Judge of the Supreme Court, Position 2 (Vote for 1)					
841 ballots (0 over voted ballots, 0 overvotes, 297 blank voted), 2274 registered voters, turnout 36.98%					
Rebecca Duncan	538	98.90%	538	0	0
Write-in	6	1.10%	6	0	0
Total	544	100.00%	544	0	0
Judge of the Court of Appeals, Position 10 (Vote for 1)					
841 ballots (0 over voted ballots, 0 overvotes, 202 blank voted), 2274 registered voters, turnout 36.98%					
Rex Armstrong	402	62.91%	402	0	0
Kyle L Krohn	236	36.93%	236	0	0
Write-in	1	0.16%	1	0	0
Total	639	100.00%	639	0	0
Judge of the Court of Appeals, Position 6 (Vote for 1)					
841 ballots (0 over voted ballots, 0 overvotes, 312 blank voted), 2274 registered voters, turnout 36.98%					
James (Jim) C Egan	527	99.62%	527	0	0
Write-in	2	0.38%	2	0	0
Total	529	100.00%	529	0	0
Judge of the Court of Appeals, Position 9 (Vote for 1)					
841 ballots (0 over voted ballots, 0 overvotes, 329 blank voted), 2274 registered voters, turnout 36.98%					
Erika Hadlock	507	99.02%	507	0	0
Write-in	5	0.98%	5	0	0
Total	512	100.00%	512	0	0
Judge of the Circuit Court, 7th District, Position 1 (Vote for 1)					
841 ballots (0 over voted ballots, 0 overvotes, 317 blank voted), 2274 registered voters, turnout 36.98%					
John A Olson	519	99.05%	519	0	0
Write-in	5	0.95%	5	0	0
Total	524	100.00%	524	0	0
Commissioner Position #1 (Vote for 1)					
841 ballots (0 over voted ballots, 0 overvotes, 127 blank voted), 2274 registered voters, turnout 36.98%					
Scott Hege	472	66.11%	472	0	0
Roy Justesen	238	33.33%	238	0	0
Write-in	4	0.56%	4	0	0
Total	714	100.00%	714	0	0
Commissioner Position #3 (Vote for 1)					
841 ballots (0 over voted ballots, 0 overvotes, 30 blank voted), 2274 registered voters, turnout 36.98%					
Kathy Schwartz	520	64.12%	520	0	0
Rod Runyon	291	35.88%	291	0	0
Write-in	0	0.00%	0	0	0
Total	811	100.00%	811	0	0
PCP - Precinct 03, Male, Democrat (DEM) (Vote for 5)					
374 ballots (0 over voted ballots, 0 overvotes, 1403 undervotes), 749 registered voters, turnout 49.93%					
Bill Lennox	229	49.04%	229	0	0
Robert McNary	202	43.25%	202	0	0
Write-in	20	4.28%	20	0	0
Write-in	7	1.50%	7	0	0
Write-in	7	1.50%	7	0	0

Choice	Votes	Vote %	AB	ED	EV
Write-in	1	0.21%	1	0	0
Write-in	1	0.21%	1	0	0
Total	467	100.00%	467	0	0

PCP - Precinct 03, Female, Democrat (DEM) (Vote for 5)**374 ballots (0 over voted ballots, 0 overvotes, 1443 undervotes), 749 registered voters, turnout 49.93%**

Corliss Marsh	207	48.48%	207	0	0
Serena Smith	192	44.96%	192	0	0
Write-in	16	3.75%	16	0	0
Write-in	8	1.87%	8	0	0
Write-in	4	0.94%	4	0	0
Write-in	0	0.00%	0	0	0
Write-in	0	0.00%	0	0	0
Total	427	100.00%	427	0	0

PCP - Precinct 03, Male, Republican (REP) (Vote for 5)**300 ballots (0 over voted ballots, 0 overvotes, 864 undervotes), 533 registered voters, turnout 56.29%**

Dean McAllister	173	27.20%	173	0	0
Gary Dunning	166	26.10%	166	0	0
Jeffrey Stiles	141	22.17%	141	0	0
LaMont E Jones	138	21.70%	138	0	0
Write-in	16	2.52%	16	0	0
Write-in	2	0.31%	2	0	0
Write-in	0	0.00%	0	0	0
Write-in	0	0.00%	0	0	0
Write-in	0	0.00%	0	0	0
Total	636	100.00%	636	0	0

PCP - Precinct 03, Female, Republican (REP) (Vote for 5)**300 ballots (0 over voted ballots, 0 overvotes, 1152 undervotes), 533 registered voters, turnout 56.29%**

Delores Dunning	171	49.14%	171	0	0
Cheryl A Jones	145	41.67%	145	0	0
Write-in	16	4.60%	16	0	0
Write-in	9	2.59%	9	0	0
Write-in	6	1.72%	6	0	0
Write-in	1	0.29%	1	0	0
Write-in	0	0.00%	0	0	0
Total	348	100.00%	348	0	0

Precinct 04**US Representative, District 2 (DEM) (Vote for 1)****311 ballots (0 over voted ballots, 0 overvotes, 44 blank voted), 558 registered voters, turnout 55.73%**

Jamie McLeod-Skinner	106	39.70%	106	0	0
Jen (Jenni) Neahring	53	19.85%	53	0	0
Michael Byrne	30	11.24%	30	0	0
James (Jim) Crary	23	8.61%	23	0	0
Eric Burnette	17	6.37%	17	0	0
Tim S White	17	6.37%	17	0	0
Raz Mason	16	5.99%	16	0	0
Write-in	5	1.87%	5	0	0
Total	267	100.00%	267	0	0

US Representative, District 2 (IND) (Vote for 1)**27 ballots (0 over voted ballots, 0 overvotes, 12 blank voted), 82 registered voters, turnout 32.93%**

Mark R Roberts	8	53.33%	8	0	0
Write-in	7	46.67%	7	0	0
Total	15	100.00%	15	0	0

US Representative, District 2 (REP) (Vote for 1)**324 ballots (0 over voted ballots, 0 overvotes, 28 blank voted), 572 registered voters, turnout 56.64%**

Greg Walden	236	79.73%	236	0	0
-------------	-----	--------	-----	---	---

Final Official Abstract of Votes, Precinct Level Detail

Wasco County, Primary Election, May 15, 2018

All Precincts, All Districts, All Counter Groups, All ScanStations, All Contests, All Boxes

Total Ballots Cast: 6253, Registered Voters: 16517, Overall Turnout: 37.86%

14 precincts reported out of 14 total

Page: 11 of 42

2018-06-04

10:39:44

Choice	Votes	Vote %	AB	ED	EV
Paul J Romero Jr	40	13.51%	40	0	0
Randy Pollock	19	6.42%	19	0	0
Write-in	1	0.34%	1	0	0
Total	296	100.00%	296	0	0

Governor (DEM) (Vote for 1)**311 ballots (0 over voted ballots, 0 overvotes, 20 blank voted), 558 registered voters, turnout 55.73%**

Kate Brown	216	74.23%	216	0	0
Ed Jones	36	12.37%	36	0	0
Candace Neville	27	9.28%	27	0	0
Write-in	12	4.12%	12	0	0
Total	291	100.00%	291	0	0

Governor (IND) (Vote for 1)**27 ballots (0 over voted ballots, 0 overvotes, 8 blank voted), 82 registered voters, turnout 32.93%**

Write-in	12	63.16%	12	0	0
Skye J Allen	3	15.79%	3	0	0
Dan (Mr P) Pistorosi	2	10.53%	2	0	0
Patrick Starnes	2	10.53%	2	0	0
Total	19	100.00%	19	0	0

Governor (REP) (Vote for 1)**324 ballots (0 over voted ballots, 0 overvotes, 9 blank voted), 572 registered voters, turnout 56.64%**

Knute Buehler	157	49.84%	157	0	0
Sam Carpenter	89	28.25%	89	0	0
Greg C Wooldridge	54	17.14%	54	0	0
Jeff Smith	7	2.22%	7	0	0
David W Stauffer	3	0.95%	3	0	0
Bruce Cuff	3	0.95%	3	0	0
Jack W Tacy	1	0.32%	1	0	0
Write-in	1	0.32%	1	0	0
Keenan W Bohach	0	0.00%	0	0	0
Jon I Edwards III	0	0.00%	0	0	0
Brett Hyland	0	0.00%	0	0	0
Total	315	100.00%	315	0	0

State Senator, 30th District (DEM) (Vote for 1)**311 ballots (0 over voted ballots, 0 overvotes, 87 blank voted), 558 registered voters, turnout 55.73%**

Solea Kabakov	217	96.88%	217	0	0
Write-in	7	3.12%	7	0	0
Total	224	100.00%	224	0	0

State Senator, 30th District (REP) (Vote for 1)**324 ballots (0 over voted ballots, 0 overvotes, 95 blank voted), 572 registered voters, turnout 56.64%**

Cliff Bentz	226	98.69%	226	0	0
Write-in	3	1.31%	3	0	0
Total	229	100.00%	229	0	0

State Representative, 59th District (DEM) (Vote for 1)**311 ballots (0 over voted ballots, 0 overvotes, 84 blank voted), 558 registered voters, turnout 55.73%**

Darcy Long-Curtiss	216	95.15%	216	0	0
Write-in	11	4.85%	11	0	0
Total	227	100.00%	227	0	0

State Representative, 59th District (IND) (Vote for 1)**27 ballots (0 over voted ballots, 0 overvotes, 21 blank voted), 82 registered voters, turnout 32.93%**

Write-in	6	100.00%	6	0	0
Total	6	100.00%	6	0	0

Choice	Votes	Vote %	AB	ED	EV
State Representative, 59th District (REP) (Vote for 1)					
324 ballots (0 over voted ballots, 0 overvotes, 71 blank voted), 572 registered voters, turnout 56.64%					
Daniel G Bonham	247	97.63%	247	0	0
Write-in	6	2.37%	6	0	0
Total	253	100.00%	253	0	0
Commissioner of the Bureau of Labor and Industries (Vote for 1)					
767 ballots (0 over voted ballots, 0 overvotes, 189 blank voted), 1786 registered voters, turnout 42.95%					
Val Hoyle	275	47.58%	275	0	0
Lou Ogden	214	37.02%	214	0	0
Jack Howard	87	15.05%	87	0	0
Write-in	2	0.35%	2	0	0
Total	578	100.00%	578	0	0
Judge of the Supreme Court, Position 3 (Vote for 1)					
767 ballots (0 over voted ballots, 0 overvotes, 189 blank voted), 1786 registered voters, turnout 42.95%					
Meagan A Flynn	406	70.24%	406	0	0
Van Pounds	171	29.58%	171	0	0
Write-in	1	0.17%	1	0	0
Total	578	100.00%	578	0	0
Judge of the Supreme Court, Position 2 (Vote for 1)					
767 ballots (0 over voted ballots, 0 overvotes, 283 blank voted), 1786 registered voters, turnout 42.95%					
Rebecca Duncan	482	99.59%	482	0	0
Write-in	2	0.41%	2	0	0
Total	484	100.00%	484	0	0
Judge of the Court of Appeals, Position 10 (Vote for 1)					
767 ballots (1 over voted ballots, 1 overvotes, 207 blank voted), 1786 registered voters, turnout 42.95%					
Rex Armstrong	359	64.22%	359	0	0
Kyle L Krohn	199	35.60%	199	0	0
Write-in	1	0.18%	1	0	0
Total	559	100.00%	559	0	0
Judge of the Court of Appeals, Position 6 (Vote for 1)					
767 ballots (0 over voted ballots, 0 overvotes, 292 blank voted), 1786 registered voters, turnout 42.95%					
James (Jim) C Egan	470	98.95%	470	0	0
Write-in	5	1.05%	5	0	0
Total	475	100.00%	475	0	0
Judge of the Court of Appeals, Position 9 (Vote for 1)					
767 ballots (0 over voted ballots, 0 overvotes, 325 blank voted), 1786 registered voters, turnout 42.95%					
Erika Hadlock	437	98.87%	437	0	0
Write-in	5	1.13%	5	0	0
Total	442	100.00%	442	0	0
Judge of the Circuit Court, 7th District, Position 1 (Vote for 1)					
767 ballots (0 over voted ballots, 0 overvotes, 304 blank voted), 1786 registered voters, turnout 42.95%					
John A Olson	460	99.35%	460	0	0
Write-in	3	0.65%	3	0	0
Total	463	100.00%	463	0	0
Commissioner Position #1 (Vote for 1)					
767 ballots (0 over voted ballots, 0 overvotes, 125 blank voted), 1786 registered voters, turnout 42.95%					
Scott Hege	452	70.40%	452	0	0
Roy Justesen	183	28.50%	183	0	0
Write-in	7	1.09%	7	0	0
Total	642	100.00%	642	0	0

Choice	Votes	Vote %	AB	ED	EV
Commissioner Position #3 (Vote for 1)					
767 ballots (0 over voted ballots, 0 overvotes, 24 blank voted), 1786 registered voters, turnout 42.95%					
Kathy Schwartz	450	60.57%	450	0	0
Rod Runyon	291	39.17%	291	0	0
Write-in	2	0.27%	2	0	0
Total	743	100.00%	743	0	0
PCP - Precinct 04, Male, Democrat (DEM) (Vote for 4)					
311 ballots (0 over voted ballots, 0 overvotes, 952 undervotes), 558 registered voters, turnout 55.73%					
Gene E Parker	171	58.56%	171	0	0
Jack E Lorts	101	34.59%	101	0	0
Write-in	12	4.11%	12	0	0
Write-in	7	2.40%	7	0	0
Write-in	1	0.34%	1	0	0
Write-in	0	0.00%	0	0	0
Total	292	100.00%	292	0	0
PCP - Precinct 04, Female, Democrat (DEM) (Vote for 4)					
311 ballots (0 over voted ballots, 0 overvotes, 1217 undervotes), 558 registered voters, turnout 55.73%					
Write-in	18	66.67%	18	0	0
Write-in	6	22.22%	6	0	0
Write-in	3	11.11%	3	0	0
Write-in	0	0.00%	0	0	0
Total	27	100.00%	27	0	0
PCP - Precinct 04, Male, Republican (REP) (Vote for 4)					
324 ballots (0 over voted ballots, 0 overvotes, 965 undervotes), 572 registered voters, turnout 56.64%					
Frank J Pyles	158	47.73%	158	0	0
Dale Rollins	150	45.32%	150	0	0
Write-in	14	4.23%	14	0	0
Write-in	8	2.42%	8	0	0
Write-in	1	0.30%	1	0	0
Write-in	0	0.00%	0	0	0
Total	331	100.00%	331	0	0
PCP - Precinct 04, Female, Republican (REP) (Vote for 4)					
324 ballots (0 over voted ballots, 0 overvotes, 1087 undervotes), 572 registered voters, turnout 56.64%					
Marilyn M Gladwell	185	88.52%	185	0	0
Write-in	10	4.78%	10	0	0
Write-in	7	3.35%	7	0	0
Write-in	6	2.87%	6	0	0
Write-in	1	0.48%	1	0	0
Total	209	100.00%	209	0	0
Precinct 05					
US Representative, District 2 (DEM) (Vote for 1)					
375 ballots (0 over voted ballots, 0 overvotes, 36 blank voted), 740 registered voters, turnout 50.68%					
Jamie McLeod-Skinner	93	27.43%	93	0	0
Jen (Jenni) Neahring	78	23.01%	78	0	0
Michael Byrne	57	16.81%	57	0	0
James (Jim) Cray	38	11.21%	38	0	0
Eric Burnette	30	8.85%	30	0	0
Raz Mason	22	6.49%	22	0	0
Tim S White	20	5.90%	20	0	0
Write-in	1	0.29%	1	0	0
Total	339	100.00%	339	0	0
US Representative, District 2 (IND) (Vote for 1)					
18 ballots (0 over voted ballots, 0 overvotes, 7 blank voted), 89 registered voters, turnout 20.22%					
Mark R Roberts	7	63.64%	7	0	0

Final Official Abstract of Votes, Precinct Level Detail

Wasco County, Primary Election, May 15, 2018

All Precincts, All Districts, All Counter Groups, All ScanStations, All Contests, All Boxes

Total Ballots Cast: 6253, Registered Voters: 16517, Overall Turnout: 37.86%

14 precincts reported out of 14 total

Page: 14 of 42

2018-06-04

10:39:44

Choice	Votes	Vote %	AB	ED	EV
Write-in	4	36.36%	4	0	0
Total	11	100.00%	11	0	0

US Representative, District 2 (REP) (Vote for 1)

245 ballots (0 over voted ballots, 0 overvotes, 18 blank voted), 432 registered voters, turnout 56.71%

Greg Walden	184	81.06%	184	0	0
Paul J Romero Jr	25	11.01%	25	0	0
Randy Pollock	18	7.93%	18	0	0
Write-in	0	0.00%	0	0	0
Total	227	100.00%	227	0	0

Governor (DEM) (Vote for 1)

375 ballots (0 over voted ballots, 0 overvotes, 16 blank voted), 740 registered voters, turnout 50.68%

Kate Brown	290	80.78%	290	0	0
Ed Jones	36	10.03%	36	0	0
Candace Neville	29	8.08%	29	0	0
Write-in	4	1.11%	4	0	0
Total	359	100.00%	359	0	0

Governor (IND) (Vote for 1)

18 ballots (0 over voted ballots, 0 overvotes, 7 blank voted), 89 registered voters, turnout 20.22%

Patrick Starnes	5	45.45%	5	0	0
Write-in	3	27.27%	3	0	0
Skye J Allen	2	18.18%	2	0	0
Dan (Mr P) Pistorosi	1	9.09%	1	0	0
Total	11	100.00%	11	0	0

Governor (REP) (Vote for 1)

245 ballots (0 over voted ballots, 0 overvotes, 7 blank voted), 432 registered voters, turnout 56.71%

Knute Buehler	94	39.50%	94	0	0
Sam Carpenter	72	30.25%	72	0	0
Greg C Wooldridge	59	24.79%	59	0	0
Jeff Smith	4	1.68%	4	0	0
Bruce Cuff	4	1.68%	4	0	0
David W Stauffer	2	0.84%	2	0	0
Write-in	2	0.84%	2	0	0
Keenan W Bohach	1	0.42%	1	0	0
Jon I Edwards III	0	0.00%	0	0	0
Jack W Tacy	0	0.00%	0	0	0
Brett Hyland	0	0.00%	0	0	0
Total	238	100.00%	238	0	0

State Senator, 30th District (DEM) (Vote for 1)

375 ballots (0 over voted ballots, 0 overvotes, 112 blank voted), 740 registered voters, turnout 50.68%

Solea Kabakov	259	98.48%	259	0	0
Write-in	4	1.52%	4	0	0
Total	263	100.00%	263	0	0

State Senator, 30th District (REP) (Vote for 1)

245 ballots (0 over voted ballots, 0 overvotes, 90 blank voted), 432 registered voters, turnout 56.71%

Cliff Bentz	155	100.00%	155	0	0
Write-in	0	0.00%	0	0	0
Total	155	100.00%	155	0	0

State Representative, 59th District (DEM) (Vote for 1)

375 ballots (0 over voted ballots, 0 overvotes, 116 blank voted), 740 registered voters, turnout 50.68%

Darcy Long-Curtiss	258	99.61%	258	0	0
Write-in	1	0.39%	1	0	0
Total	259	100.00%	259	0	0

Choice	Votes	Vote %	AB	ED	EV
State Representative, 59th District (IND) (Vote for 1)					
18 ballots (0 over voted ballots, 0 overvotes, 15 blank voted), 89 registered voters, turnout 20.22%					
Write-in	3	100.00%	3	0	0
Total	3	100.00%	3	0	0
State Representative, 59th District (REP) (Vote for 1)					
245 ballots (0 over voted ballots, 0 overvotes, 74 blank voted), 432 registered voters, turnout 56.71%					
Daniel G Bonham	170	99.42%	170	0	0
Write-in	1	0.58%	1	0	0
Total	171	100.00%	171	0	0
Commissioner of the Bureau of Labor and Industries (Vote for 1)					
752 ballots (0 over voted ballots, 0 overvotes, 174 blank voted), 1968 registered voters, turnout 38.21%					
Val Hoyle	299	51.73%	299	0	0
Lou Ogden	187	32.35%	187	0	0
Jack Howard	91	15.74%	91	0	0
Write-in	1	0.17%	1	0	0
Total	578	100.00%	578	0	0
Judge of the Supreme Court, Position 3 (Vote for 1)					
752 ballots (0 over voted ballots, 0 overvotes, 159 blank voted), 1968 registered voters, turnout 38.21%					
Meagan A Flynn	420	70.83%	420	0	0
Van Pounds	170	28.67%	170	0	0
Write-in	3	0.51%	3	0	0
Total	593	100.00%	593	0	0
Judge of the Supreme Court, Position 2 (Vote for 1)					
752 ballots (0 over voted ballots, 0 overvotes, 314 blank voted), 1968 registered voters, turnout 38.21%					
Rebecca Duncan	434	99.09%	434	0	0
Write-in	4	0.91%	4	0	0
Total	438	100.00%	438	0	0
Judge of the Court of Appeals, Position 10 (Vote for 1)					
752 ballots (0 over voted ballots, 0 overvotes, 194 blank voted), 1968 registered voters, turnout 38.21%					
Rex Armstrong	337	60.39%	337	0	0
Kyle L Krohn	219	39.25%	219	0	0
Write-in	2	0.36%	2	0	0
Total	558	100.00%	558	0	0
Judge of the Court of Appeals, Position 6 (Vote for 1)					
752 ballots (0 over voted ballots, 0 overvotes, 341 blank voted), 1968 registered voters, turnout 38.21%					
James (Jim) C Egan	408	99.27%	408	0	0
Write-in	3	0.73%	3	0	0
Total	411	100.00%	411	0	0
Judge of the Court of Appeals, Position 9 (Vote for 1)					
752 ballots (0 over voted ballots, 0 overvotes, 353 blank voted), 1968 registered voters, turnout 38.21%					
Erika Hadlock	396	99.25%	396	0	0
Write-in	3	0.75%	3	0	0
Total	399	100.00%	399	0	0
Judge of the Circuit Court, 7th District, Position 1 (Vote for 1)					
752 ballots (0 over voted ballots, 0 overvotes, 359 blank voted), 1968 registered voters, turnout 38.21%					
John A Olson	389	98.98%	389	0	0
Write-in	4	1.02%	4	0	0
Total	393	100.00%	393	0	0

Choice	Votes	Vote %	AB	ED	EV
Commissioner Position #1 (Vote for 1)					
752 ballots (0 over voted ballots, 0 overvotes, 149 blank voted), 1968 registered voters, turnout 38.21%					
Scott Hege	415	68.82%	415	0	0
Roy Justesen	185	30.68%	185	0	0
Write-in	3	0.50%	3	0	0
Total	603	100.00%	603	0	0
Commissioner Position #3 (Vote for 1)					
752 ballots (0 over voted ballots, 0 overvotes, 56 blank voted), 1968 registered voters, turnout 38.21%					
Kathy Schwartz	459	65.95%	459	0	0
Rod Runyon	236	33.91%	236	0	0
Write-in	1	0.14%	1	0	0
Total	696	100.00%	696	0	0
PCP - Precinct 05, Male, Democrat (DEM) (Vote for 4)					
375 ballots (0 over voted ballots, 0 overvotes, 1489 undervotes), 740 registered voters, turnout 50.68%					
Write-in	8	72.73%	8	0	0
Write-in	2	18.18%	2	0	0
Write-in	1	9.09%	1	0	0
Write-in	0	0.00%	0	0	0
Total	11	100.00%	11	0	0
PCP - Precinct 05, Female, Democrat (DEM) (Vote for 4)					
375 ballots (0 over voted ballots, 0 overvotes, 1152 undervotes), 740 registered voters, turnout 50.68%					
Susan Blake Gabay	198	56.90%	198	0	0
Beverly Sherrill	144	41.38%	144	0	0
Write-in	4	1.15%	4	0	0
Write-in	2	0.57%	2	0	0
Write-in	0	0.00%	0	0	0
Write-in	0	0.00%	0	0	0
Total	348	100.00%	348	0	0
PCP - Precinct 05, Male, Republican (REP) (Vote for 4)					
245 ballots (0 over voted ballots, 0 overvotes, 710 undervotes), 432 registered voters, turnout 56.71%					
Scott Hege	137	50.74%	137	0	0
George C Clark	116	42.96%	116	0	0
Write-in	11	4.07%	11	0	0
Write-in	6	2.22%	6	0	0
Write-in	0	0.00%	0	0	0
Write-in	0	0.00%	0	0	0
Total	270	100.00%	270	0	0
PCP - Precinct 05, Female, Republican (REP) (Vote for 4)					
245 ballots (0 over voted ballots, 0 overvotes, 832 undervotes), 432 registered voters, turnout 56.71%					
Betsy Hege	130	87.84%	130	0	0
Write-in	11	7.43%	11	0	0
Write-in	4	2.70%	4	0	0
Write-in	3	2.03%	3	0	0
Write-in	0	0.00%	0	0	0
Total	148	100.00%	148	0	0
Precinct 06					
US Representative, District 2 (DEM) (Vote for 1)					
62 ballots (0 over voted ballots, 0 overvotes, 5 blank voted), 145 registered voters, turnout 42.76%					
Jamie McLeod-Skinner	14	24.56%	14	0	0
Michael Byrne	13	22.81%	13	0	0
Jen (Jenni) Neahring	12	21.05%	12	0	0
James (Jim) Crary	6	10.53%	6	0	0
Write-in	4	7.02%	4	0	0
Eric Burnette	3	5.26%	3	0	0

Final Official Abstract of Votes, Precinct Level Detail

Page: 17 of 42

Wasco County, Primary Election, May 15, 2018

2018-06-04

All Precincts, All Districts, All Counter Groups, All ScanStations, All Contests, All Boxes

10:39:44

Total Ballots Cast: 6253, Registered Voters: 16517, Overall Turnout: 37.86%

14 precincts reported out of 14 total

Choice	Votes	Vote %	AB	ED	EV
Raz Mason	3	5.26%	3	0	0
Tim S White	2	3.51%	2	0	0
Total	57	100.00%	57	0	0

US Representative, District 2 (IND) (Vote for 1)**12 ballots (0 over voted ballots, 0 overvotes, 6 blank voted), 27 registered voters, turnout 44.44%**

Mark R Roberts	5	83.33%	5	0	0
Write-in	1	16.67%	1	0	0
Total	6	100.00%	6	0	0

US Representative, District 2 (REP) (Vote for 1)**73 ballots (0 over voted ballots, 0 overvotes, 7 blank voted), 128 registered voters, turnout 57.03%**

Greg Walden	52	78.79%	52	0	0
Paul J Romero Jr	11	16.67%	11	0	0
Randy Pollock	3	4.55%	3	0	0
Write-in	0	0.00%	0	0	0
Total	66	100.00%	66	0	0

Governor (DEM) (Vote for 1)**62 ballots (0 over voted ballots, 0 overvotes, 2 blank voted), 145 registered voters, turnout 42.76%**

Kate Brown	40	66.67%	40	0	0
Ed Jones	9	15.00%	9	0	0
Candace Neville	6	10.00%	6	0	0
Write-in	5	8.33%	5	0	0
Total	60	100.00%	60	0	0

Governor (IND) (Vote for 1)**12 ballots (0 over voted ballots, 0 overvotes, 4 blank voted), 27 registered voters, turnout 44.44%**

Write-in	4	50.00%	4	0	0
Patrick Starnes	2	25.00%	2	0	0
Dan (Mr P) Pistorresi	1	12.50%	1	0	0
Skye J Allen	1	12.50%	1	0	0
Total	8	100.00%	8	0	0

Governor (REP) (Vote for 1)**73 ballots (0 over voted ballots, 0 overvotes, 3 blank voted), 128 registered voters, turnout 57.03%**

Knute Buehler	26	37.14%	26	0	0
Greg C Wooldridge	23	32.86%	23	0	0
Sam Carpenter	19	27.14%	19	0	0
Jeff Smith	1	1.43%	1	0	0
Bruce Cuff	1	1.43%	1	0	0
Keenan W Bohach	0	0.00%	0	0	0
Jon I Edwards III	0	0.00%	0	0	0
David W Stauffer	0	0.00%	0	0	0
Jack W Tacy	0	0.00%	0	0	0
Brett Hyland	0	0.00%	0	0	0
Write-in	0	0.00%	0	0	0
Total	70	100.00%	70	0	0

State Senator, 30th District (DEM) (Vote for 1)**62 ballots (0 over voted ballots, 0 overvotes, 27 blank voted), 145 registered voters, turnout 42.76%**

Solea Kabakov	31	88.57%	31	0	0
Write-in	4	11.43%	4	0	0
Total	35	100.00%	35	0	0

State Senator, 30th District (REP) (Vote for 1)**73 ballots (0 over voted ballots, 0 overvotes, 28 blank voted), 128 registered voters, turnout 57.03%**

Cliff Bentz	45	100.00%	45	0	0
Write-in	0	0.00%	0	0	0

Choice	Votes	Vote %	AB	ED	EV
Total	45	100.00%	45	0	0

State Representative, 59th District (DEM) (Vote for 1)**62 ballots (0 over voted ballots, 0 overvotes, 24 blank voted), 145 registered voters, turnout 42.76%**

Darcy Long-Curtiss	34	89.47%	34	0	0
Write-in	4	10.53%	4	0	0
Total	38	100.00%	38	0	0

State Representative, 59th District (IND) (Vote for 1)**12 ballots (0 over voted ballots, 0 overvotes, 8 blank voted), 27 registered voters, turnout 44.44%**

Write-in	4	100.00%	4	0	0
Total	4	100.00%	4	0	0

State Representative, 59th District (REP) (Vote for 1)**73 ballots (0 over voted ballots, 0 overvotes, 23 blank voted), 128 registered voters, turnout 57.03%**

Daniel G Bonham	49	98.00%	49	0	0
Write-in	1	2.00%	1	0	0
Total	50	100.00%	50	0	0

Commissioner of the Bureau of Labor and Industries (Vote for 1)**171 ballots (0 over voted ballots, 0 overvotes, 40 blank voted), 530 registered voters, turnout 32.26%**

Lou Ogden	61	46.56%	61	0	0
Val Hoyle	46	35.11%	46	0	0
Jack Howard	23	17.56%	23	0	0
Write-in	1	0.76%	1	0	0
Total	131	100.00%	131	0	0

Judge of the Supreme Court, Position 3 (Vote for 1)**171 ballots (0 over voted ballots, 0 overvotes, 43 blank voted), 530 registered voters, turnout 32.26%**

Meagan A Flynn	78	60.94%	78	0	0
Van Pounds	48	37.50%	48	0	0
Write-in	2	1.56%	2	0	0
Total	128	100.00%	128	0	0

Judge of the Supreme Court, Position 2 (Vote for 1)**171 ballots (0 over voted ballots, 0 overvotes, 78 blank voted), 530 registered voters, turnout 32.26%**

Rebecca Duncan	91	97.85%	91	0	0
Write-in	2	2.15%	2	0	0
Total	93	100.00%	93	0	0

Judge of the Court of Appeals, Position 10 (Vote for 1)**171 ballots (0 over voted ballots, 0 overvotes, 52 blank voted), 530 registered voters, turnout 32.26%**

Kyle L Krohn	60	50.42%	60	0	0
Rex Armstrong	58	48.74%	58	0	0
Write-in	1	0.84%	1	0	0
Total	119	100.00%	119	0	0

Judge of the Court of Appeals, Position 6 (Vote for 1)**171 ballots (0 over voted ballots, 0 overvotes, 82 blank voted), 530 registered voters, turnout 32.26%**

James (Jim) C Egan	87	97.75%	87	0	0
Write-in	2	2.25%	2	0	0
Total	89	100.00%	89	0	0

Judge of the Court of Appeals, Position 9 (Vote for 1)**171 ballots (0 over voted ballots, 0 overvotes, 90 blank voted), 530 registered voters, turnout 32.26%**

Erika Hadlock	79	97.53%	79	0	0
Write-in	2	2.47%	2	0	0
Total	81	100.00%	81	0	0

Choice	Votes	Vote %	AB	ED	EV
Judge of the Circuit Court, 7th District, Position 1 (Vote for 1)					
171 ballots (0 over voted ballots, 0 overvotes, 84 blank voted), 530 registered voters, turnout 32.26%					
John A Olson	85	97.70%	85	0	0
Write-in	2	2.30%	2	0	0
Total	87	100.00%	87	0	0
Commissioner Position #1 (Vote for 1)					
171 ballots (0 over voted ballots, 0 overvotes, 26 blank voted), 530 registered voters, turnout 32.26%					
Scott Hege	95	65.52%	95	0	0
Roy Justesen	49	33.79%	49	0	0
Write-in	1	0.69%	1	0	0
Total	145	100.00%	145	0	0
Commissioner Position #3 (Vote for 1)					
171 ballots (0 over voted ballots, 0 overvotes, 10 blank voted), 530 registered voters, turnout 32.26%					
Kathy Schwartz	80	49.69%	80	0	0
Rod Runyon	79	49.07%	79	0	0
Write-in	2	1.24%	2	0	0
Total	161	100.00%	161	0	0
PCP - Precinct 06, Male, Democrat (DEM) (Vote for 1)					
62 ballots (0 over voted ballots, 0 overvotes, 61 blank voted), 145 registered voters, turnout 42.76%					
Write-in	1	100.00%	1	0	0
Total	1	100.00%	1	0	0
PCP - Precinct 06, Female, Democrat (DEM) (Vote for 1)					
62 ballots (0 over voted ballots, 0 overvotes, 62 blank voted), 145 registered voters, turnout 42.76%					
Write-in	0	0.00%	0	0	0
Total	0	0.00%	0	0	0
PCP - Precinct 06, Male, Republican (REP) (Vote for 1)					
73 ballots (0 over voted ballots, 0 overvotes, 73 blank voted), 128 registered voters, turnout 57.03%					
Write-in	0	0.00%	0	0	0
Total	0	0.00%	0	0	0
PCP - Precinct 06, Female, Republican (REP) (Vote for 1)					
73 ballots (0 over voted ballots, 0 overvotes, 31 blank voted), 128 registered voters, turnout 57.03%					
Annadale Rooper	42	100.00%	42	0	0
Write-in	0	0.00%	0	0	0
Total	42	100.00%	42	0	0
Precinct 07					
US Representative, District 2 (DEM) (Vote for 1)					
149 ballots (0 over voted ballots, 0 overvotes, 23 blank voted), 273 registered voters, turnout 54.58%					
Jamie McLeod-Skinner	37	29.37%	37	0	0
Jen (Jenni) Neahring	36	28.57%	36	0	0
Michael Byrne	20	15.87%	20	0	0
James (Jim) Crary	17	13.49%	17	0	0
Tim S White	7	5.56%	7	0	0
Raz Mason	5	3.97%	5	0	0
Eric Burnette	2	1.59%	2	0	0
Write-in	2	1.59%	2	0	0
Total	126	100.00%	126	0	0
US Representative, District 2 (IND) (Vote for 1)					
19 ballots (0 over voted ballots, 0 overvotes, 11 blank voted), 50 registered voters, turnout 38.00%					
Mark R Roberts	4	50.00%	4	0	0
Write-in	4	50.00%	4	0	0

Choice	Votes	Vote %	AB	ED	EV
Total	8	100.00%	8	0	0

US Representative, District 2 (REP) (Vote for 1)**250 ballots (0 over voted ballots, 0 overvotes, 14 blank voted), 392 registered voters, turnout 63.78%**

Greg Walden	196	83.05%	196	0	0
Paul J Romero Jr	25	10.59%	25	0	0
Randy Pollock	14	5.93%	14	0	0
Write-in	1	0.42%	1	0	0
Total	236	100.00%	236	0	0

Governor (DEM) (Vote for 1)**149 ballots (0 over voted ballots, 0 overvotes, 11 blank voted), 273 registered voters, turnout 54.58%**

Kate Brown	100	72.46%	100	0	0
Ed Jones	24	17.39%	24	0	0
Candace Neville	9	6.52%	9	0	0
Write-in	5	3.62%	5	0	0
Total	138	100.00%	138	0	0

Governor (IND) (Vote for 1)**19 ballots (0 over voted ballots, 0 overvotes, 7 blank voted), 50 registered voters, turnout 38.00%**

Write-in	8	66.67%	8	0	0
Patrick Starnes	3	25.00%	3	0	0
Dan (Mr P) Pistorosi	1	8.33%	1	0	0
Skye J Allen	0	0.00%	0	0	0
Total	12	100.00%	12	0	0

Governor (REP) (Vote for 1)**250 ballots (0 over voted ballots, 0 overvotes, 10 blank voted), 392 registered voters, turnout 63.78%**

Knute Buehler	110	45.83%	110	0	0
Sam Carpenter	83	34.58%	83	0	0
Greg C Wooldridge	40	16.67%	40	0	0
Bruce Cuff	3	1.25%	3	0	0
David W Stauffer	2	0.83%	2	0	0
Jeff Smith	1	0.42%	1	0	0
Write-in	1	0.42%	1	0	0
Keenan W Bohach	0	0.00%	0	0	0
Jon I Edwards III	0	0.00%	0	0	0
Jack W Tacy	0	0.00%	0	0	0
Brett Hyland	0	0.00%	0	0	0
Total	240	100.00%	240	0	0

State Senator, 30th District (DEM) (Vote for 1)**149 ballots (0 over voted ballots, 0 overvotes, 60 blank voted), 273 registered voters, turnout 54.58%**

Solea Kabakov	88	98.88%	88	0	0
Write-in	1	1.12%	1	0	0
Total	89	100.00%	89	0	0

State Senator, 30th District (REP) (Vote for 1)**250 ballots (0 over voted ballots, 0 overvotes, 81 blank voted), 392 registered voters, turnout 63.78%**

Cliff Bentz	166	98.22%	166	0	0
Write-in	3	1.78%	3	0	0
Total	169	100.00%	169	0	0

State Representative, 59th District (DEM) (Vote for 1)**149 ballots (0 over voted ballots, 0 overvotes, 42 blank voted), 273 registered voters, turnout 54.58%**

Darcy Long-Curtiss	105	98.13%	105	0	0
Write-in	2	1.87%	2	0	0
Total	107	100.00%	107	0	0

Choice	Votes	Vote %	AB	ED	EV
State Representative, 59th District (IND) (Vote for 1)					
19 ballots (0 over voted ballots, 0 overvotes, 15 blank voted), 50 registered voters, turnout 38.00%					
Write-in	4	100.00%	4	0	0
Total	4	100.00%	4	0	0
State Representative, 59th District (REP) (Vote for 1)					
250 ballots (0 over voted ballots, 0 overvotes, 72 blank voted), 392 registered voters, turnout 63.78%					
Daniel G Bonham	173	97.19%	173	0	0
Write-in	5	2.81%	5	0	0
Total	178	100.00%	178	0	0
Commissioner of the Bureau of Labor and Industries (Vote for 1)					
483 ballots (0 over voted ballots, 0 overvotes, 129 blank voted), 1067 registered voters, turnout 45.27%					
Lou Ogden	164	46.33%	164	0	0
Val Hoyle	125	35.31%	125	0	0
Jack Howard	64	18.08%	64	0	0
Write-in	1	0.28%	1	0	0
Total	354	100.00%	354	0	0
Judge of the Supreme Court, Position 3 (Vote for 1)					
483 ballots (0 over voted ballots, 0 overvotes, 143 blank voted), 1067 registered voters, turnout 45.27%					
Meagan A Flynn	204	60.00%	204	0	0
Van Pounds	136	40.00%	136	0	0
Write-in	0	0.00%	0	0	0
Total	340	100.00%	340	0	0
Judge of the Supreme Court, Position 2 (Vote for 1)					
483 ballots (0 over voted ballots, 0 overvotes, 221 blank voted), 1067 registered voters, turnout 45.27%					
Rebecca Duncan	258	98.47%	258	0	0
Write-in	4	1.53%	4	0	0
Total	262	100.00%	262	0	0
Judge of the Court of Appeals, Position 10 (Vote for 1)					
483 ballots (0 over voted ballots, 0 overvotes, 162 blank voted), 1067 registered voters, turnout 45.27%					
Rex Armstrong	207	64.49%	207	0	0
Kyle L Krohn	114	35.51%	114	0	0
Write-in	0	0.00%	0	0	0
Total	321	100.00%	321	0	0
Judge of the Court of Appeals, Position 6 (Vote for 1)					
483 ballots (0 over voted ballots, 0 overvotes, 238 blank voted), 1067 registered voters, turnout 45.27%					
James (Jim) C Egan	243	99.18%	243	0	0
Write-in	2	0.82%	2	0	0
Total	245	100.00%	245	0	0
Judge of the Court of Appeals, Position 9 (Vote for 1)					
483 ballots (0 over voted ballots, 0 overvotes, 246 blank voted), 1067 registered voters, turnout 45.27%					
Erika Hadlock	236	99.58%	236	0	0
Write-in	1	0.42%	1	0	0
Total	237	100.00%	237	0	0
Judge of the Circuit Court, 7th District, Position 1 (Vote for 1)					
483 ballots (0 over voted ballots, 0 overvotes, 245 blank voted), 1067 registered voters, turnout 45.27%					
John A Olson	236	99.16%	236	0	0
Write-in	2	0.84%	2	0	0
Total	238	100.00%	238	0	0

Choice	Votes	Vote %	AB	ED	EV
Commissioner Position #1 (Vote for 1)					
483 ballots (0 over voted ballots, 0 overvotes, 56 blank voted), 1067 registered voters, turnout 45.27%					
Scott Hege	303	70.96%	303	0	0
Roy Justesen	122	28.57%	122	0	0
Write-in	2	0.47%	2	0	0
Total	427	100.00%	427	0	0
Commissioner Position #3 (Vote for 1)					
483 ballots (0 over voted ballots, 0 overvotes, 14 blank voted), 1067 registered voters, turnout 45.27%					
Rod Runyon	240	51.17%	240	0	0
Kathy Schwartz	228	48.61%	228	0	0
Write-in	1	0.21%	1	0	0
Total	469	100.00%	469	0	0
PCP - Precinct 07, Male, Democrat (DEM) (Vote for 2)					
149 ballots (0 over voted ballots, 0 overvotes, 293 undervotes), 273 registered voters, turnout 54.58%					
Write-in	4	80.00%	4	0	0
Write-in	1	20.00%	1	0	0
Total	5	100.00%	5	0	0
PCP - Precinct 07, Female, Democrat (DEM) (Vote for 2)					
149 ballots (0 over voted ballots, 0 overvotes, 207 undervotes), 273 registered voters, turnout 54.58%					
Carolyn Wright	90	98.90%	90	0	0
Write-in	1	1.10%	1	0	0
Write-in	0	0.00%	0	0	0
Total	91	100.00%	91	0	0
PCP - Precinct 07, Male, Republican (REP) (Vote for 2)					
250 ballots (0 over voted ballots, 0 overvotes, 223 undervotes), 392 registered voters, turnout 63.78%					
Greg Johnson	156	56.32%	156	0	0
Richard Leatherbury	120	43.32%	120	0	0
Write-in	1	0.36%	1	0	0
Write-in	0	0.00%	0	0	0
Total	277	100.00%	277	0	0
PCP - Precinct 07, Female, Republican (REP) (Vote for 2)					
250 ballots (0 over voted ballots, 0 overvotes, 333 undervotes), 392 registered voters, turnout 63.78%					
Ann M Leatherbury	161	96.41%	161	0	0
Write-in	6	3.59%	6	0	0
Write-in	0	0.00%	0	0	0
Total	167	100.00%	167	0	0
Precinct 08					
US Representative, District 2 (DEM) (Vote for 1)					
41 ballots (0 over voted ballots, 0 overvotes, 10 blank voted), 92 registered voters, turnout 44.57%					
James (Jim) Crary	8	25.81%	8	0	0
Tim S White	6	19.35%	6	0	0
Jamie McLeod-Skinner	5	16.13%	5	0	0
Jen (Jenni) Neahring	4	12.90%	4	0	0
Michael Byrne	3	9.68%	3	0	0
Raz Mason	3	9.68%	3	0	0
Eric Burnette	2	6.45%	2	0	0
Write-in	0	0.00%	0	0	0
Total	31	100.00%	31	0	0
US Representative, District 2 (IND) (Vote for 1)					
4 ballots (0 over voted ballots, 0 overvotes, 1 blank voted), 19 registered voters, turnout 21.05%					
Mark R Roberts	2	66.67%	2	0	0
Write-in	1	33.33%	1	0	0

Final Official Abstract of Votes, Precinct Level Detail

Page: 23 of 42

Wasco County, Primary Election, May 15, 2018

2018-06-04

All Precincts, All Districts, All Counter Groups, All ScanStations, All Contests, All Boxes

10:39:44

Total Ballots Cast: 6253, Registered Voters: 16517, Overall Turnout: 37.86%

14 precincts reported out of 14 total

Choice	Votes	Vote %	AB	ED	EV
Total	3	100.00%	3	0	0

US Representative, District 2 (REP) (Vote for 1)**74 ballots (0 over voted ballots, 0 overvotes, 3 blank voted), 145 registered voters, turnout 51.03%**

Greg Walden	59	83.10%	59	0	0
Paul J Romero Jr	10	14.08%	10	0	0
Randy Pollock	2	2.82%	2	0	0
Write-in	0	0.00%	0	0	0
Total	71	100.00%	71	0	0

Governor (DEM) (Vote for 1)**41 ballots (0 over voted ballots, 0 overvotes, 3 blank voted), 92 registered voters, turnout 44.57%**

Kate Brown	24	63.16%	24	0	0
Candace Neville	7	18.42%	7	0	0
Ed Jones	6	15.79%	6	0	0
Write-in	1	2.63%	1	0	0
Total	38	100.00%	38	0	0

Governor (IND) (Vote for 1)**4 ballots (0 over voted ballots, 0 overvotes, 1 blank voted), 19 registered voters, turnout 21.05%**

Write-in	2	66.67%	2	0	0
Patrick Starnes	1	33.33%	1	0	0
Dan (Mr P) Pistorresi	0	0.00%	0	0	0
Skye J Allen	0	0.00%	0	0	0
Total	3	100.00%	3	0	0

Governor (REP) (Vote for 1)**74 ballots (0 over voted ballots, 0 overvotes, 4 blank voted), 145 registered voters, turnout 51.03%**

Sam Carpenter	27	38.57%	27	0	0
Knute Buehler	23	32.86%	23	0	0
Greg C Wooldridge	15	21.43%	15	0	0
Bruce Cuff	3	4.29%	3	0	0
Jeff Smith	2	2.86%	2	0	0
Keenan W Bohach	0	0.00%	0	0	0
Jon I Edwards III	0	0.00%	0	0	0
David W Stauffer	0	0.00%	0	0	0
Jack W Tacy	0	0.00%	0	0	0
Brett Hyland	0	0.00%	0	0	0
Write-in	0	0.00%	0	0	0
Total	70	100.00%	70	0	0

State Senator, 30th District (DEM) (Vote for 1)**41 ballots (0 over voted ballots, 0 overvotes, 9 blank voted), 92 registered voters, turnout 44.57%**

Solea Kabakov	32	100.00%	32	0	0
Write-in	0	0.00%	0	0	0
Total	32	100.00%	32	0	0

State Senator, 30th District (REP) (Vote for 1)**74 ballots (0 over voted ballots, 0 overvotes, 25 blank voted), 145 registered voters, turnout 51.03%**

Cliff Bentz	49	100.00%	49	0	0
Write-in	0	0.00%	0	0	0
Total	49	100.00%	49	0	0

State Representative, 59th District (DEM) (Vote for 1)**41 ballots (0 over voted ballots, 0 overvotes, 10 blank voted), 92 registered voters, turnout 44.57%**

Darcy Long-Curtiss	31	100.00%	31	0	0
Write-in	0	0.00%	0	0	0
Total	31	100.00%	31	0	0

Choice	Votes	Vote %	AB	ED	EV
State Representative, 59th District (IND) (Vote for 1)					
4 ballots (0 over voted ballots, 0 overvotes, 2 blank voted), 19 registered voters, turnout 21.05%					
Write-in	2	100.00%	2	0	0
Total	2	100.00%	2	0	0
State Representative, 59th District (REP) (Vote for 1)					
74 ballots (0 over voted ballots, 0 overvotes, 21 blank voted), 145 registered voters, turnout 51.03%					
Daniel G Bonham	53	100.00%	53	0	0
Write-in	0	0.00%	0	0	0
Total	53	100.00%	53	0	0
Commissioner of the Bureau of Labor and Industries (Vote for 1)					
144 ballots (0 over voted ballots, 0 overvotes, 36 blank voted), 371 registered voters, turnout 38.81%					
Lou Ogden	51	47.22%	51	0	0
Val Hoyle	33	30.56%	33	0	0
Jack Howard	24	22.22%	24	0	0
Write-in	0	0.00%	0	0	0
Total	108	100.00%	108	0	0
Judge of the Supreme Court, Position 3 (Vote for 1)					
144 ballots (0 over voted ballots, 0 overvotes, 38 blank voted), 371 registered voters, turnout 38.81%					
Meagan A Flynn	71	66.98%	71	0	0
Van Pounds	35	33.02%	35	0	0
Write-in	0	0.00%	0	0	0
Total	106	100.00%	106	0	0
Judge of the Supreme Court, Position 2 (Vote for 1)					
144 ballots (0 over voted ballots, 0 overvotes, 65 blank voted), 371 registered voters, turnout 38.81%					
Rebecca Duncan	79	100.00%	79	0	0
Write-in	0	0.00%	0	0	0
Total	79	100.00%	79	0	0
Judge of the Court of Appeals, Position 10 (Vote for 1)					
144 ballots (0 over voted ballots, 0 overvotes, 36 blank voted), 371 registered voters, turnout 38.81%					
Rex Armstrong	66	61.11%	66	0	0
Kyle L Krohn	42	38.89%	42	0	0
Write-in	0	0.00%	0	0	0
Total	108	100.00%	108	0	0
Judge of the Court of Appeals, Position 6 (Vote for 1)					
144 ballots (0 over voted ballots, 0 overvotes, 66 blank voted), 371 registered voters, turnout 38.81%					
James (Jim) C Egan	78	100.00%	78	0	0
Write-in	0	0.00%	0	0	0
Total	78	100.00%	78	0	0
Judge of the Court of Appeals, Position 9 (Vote for 1)					
144 ballots (0 over voted ballots, 0 overvotes, 73 blank voted), 371 registered voters, turnout 38.81%					
Erika Hadlock	71	100.00%	71	0	0
Write-in	0	0.00%	0	0	0
Total	71	100.00%	71	0	0
Judge of the Circuit Court, 7th District, Position 1 (Vote for 1)					
144 ballots (0 over voted ballots, 0 overvotes, 67 blank voted), 371 registered voters, turnout 38.81%					
John A Olson	76	98.70%	76	0	0
Write-in	1	1.30%	1	0	0
Total	77	100.00%	77	0	0

Choice	Votes	Vote %	AB	ED	EV
Commissioner Position #1 (Vote for 1)					
144 ballots (0 over voted ballots, 0 overvotes, 23 blank voted), 371 registered voters, turnout 38.81%					
Scott Hege	91	75.21%	91	0	0
Roy Justesen	29	23.97%	29	0	0
Write-in	1	0.83%	1	0	0
Total	121	100.00%	121	0	0
Commissioner Position #3 (Vote for 1)					
144 ballots (0 over voted ballots, 0 overvotes, 12 blank voted), 371 registered voters, turnout 38.81%					
Kathy Schwartz	73	55.30%	73	0	0
Rod Runyon	58	43.94%	58	0	0
Write-in	1	0.76%	1	0	0
Total	132	100.00%	132	0	0
PCP - Precinct 08, Male, Democrat (DEM) (Vote for 1)					
41 ballots (0 over voted ballots, 0 overvotes, 40 blank voted), 92 registered voters, turnout 44.57%					
Write-in	1	100.00%	1	0	0
Total	1	100.00%	1	0	0
PCP - Precinct 08, Female, Democrat (DEM) (Vote for 1)					
41 ballots (0 over voted ballots, 0 overvotes, 41 blank voted), 92 registered voters, turnout 44.57%					
Write-in	0	0.00%	0	0	0
Total	0	0.00%	0	0	0
PCP - Precinct 08, Male, Republican (REP) (Vote for 1)					
74 ballots (0 over voted ballots, 0 overvotes, 74 blank voted), 145 registered voters, turnout 51.03%					
Write-in	0	0.00%	0	0	0
Total	0	0.00%	0	0	0
PCP - Precinct 08, Female, Republican (REP) (Vote for 1)					
74 ballots (0 over voted ballots, 0 overvotes, 74 blank voted), 145 registered voters, turnout 51.03%					
Write-in	0	0.00%	0	0	0
Total	0	0.00%	0	0	0
Measure 33-95 Dufur Recreation District (Vote for 1)					
114 ballots (0 over voted ballots, 0 overvotes, 9 blank voted), 292 registered voters, turnout 39.04%					
Yes	83	79.05%	83	0	0
No	22	20.95%	22	0	0
Total	105	100.00%	105	0	0
Precinct 09					
US Representative, District 2 (DEM) (Vote for 1)					
125 ballots (0 over voted ballots, 0 overvotes, 40 blank voted), 237 registered voters, turnout 52.74%					
Jamie McLeod-Skinner	29	34.12%	29	0	0
Jen (Jenni) Neahring	21	24.71%	21	0	0
James (Jim) Cray	12	14.12%	12	0	0
Michael Byrne	10	11.76%	10	0	0
Tim S White	6	7.06%	6	0	0
Raz Mason	4	4.71%	4	0	0
Write-in	2	2.35%	2	0	0
Eric Burnette	1	1.18%	1	0	0
Total	85	100.00%	85	0	0
US Representative, District 2 (IND) (Vote for 1)					
19 ballots (0 over voted ballots, 0 overvotes, 11 blank voted), 42 registered voters, turnout 45.24%					
Mark R Roberts	5	62.50%	5	0	0
Write-in	3	37.50%	3	0	0

Choice	Votes	Vote %	AB	ED	EV
Total	8	100.00%	8	0	0

US Representative, District 2 (REP) (Vote for 1)**137 ballots (0 over voted ballots, 0 overvotes, 13 blank voted), 252 registered voters, turnout 54.37%**

Greg Walden	86	69.35%	86	0	0
Paul J Romero Jr	26	20.97%	26	0	0
Randy Pollock	11	8.87%	11	0	0
Write-in	1	0.81%	1	0	0
Total	124	100.00%	124	0	0

Governor (DEM) (Vote for 1)**125 ballots (0 over voted ballots, 0 overvotes, 12 blank voted), 237 registered voters, turnout 52.74%**

Kate Brown	66	58.41%	66	0	0
Ed Jones	26	23.01%	26	0	0
Candace Neville	11	9.73%	11	0	0
Write-in	10	8.85%	10	0	0
Total	113	100.00%	113	0	0

Governor (IND) (Vote for 1)**19 ballots (0 over voted ballots, 0 overvotes, 7 blank voted), 42 registered voters, turnout 45.24%**

Write-in	10	83.33%	10	0	0
Patrick Starnes	2	16.67%	2	0	0
Dan (Mr P) Pistorosi	0	0.00%	0	0	0
Skye J Allen	0	0.00%	0	0	0
Total	12	100.00%	12	0	0

Governor (REP) (Vote for 1)**137 ballots (0 over voted ballots, 0 overvotes, 8 blank voted), 252 registered voters, turnout 54.37%**

Knute Buehler	51	39.53%	51	0	0
Sam Carpenter	43	33.33%	43	0	0
Greg C Wooldridge	28	21.71%	28	0	0
Jeff Smith	2	1.55%	2	0	0
Bruce Cuff	2	1.55%	2	0	0
Jack W Tacy	1	0.78%	1	0	0
Brett Hyland	1	0.78%	1	0	0
Write-in	1	0.78%	1	0	0
Keenan W Bohach	0	0.00%	0	0	0
Jon I Edwards III	0	0.00%	0	0	0
David W Stauffer	0	0.00%	0	0	0
Total	129	100.00%	129	0	0

State Senator, 30th District (DEM) (Vote for 1)**125 ballots (0 over voted ballots, 0 overvotes, 58 blank voted), 237 registered voters, turnout 52.74%**

Solea Kabakov	66	98.51%	66	0	0
Write-in	1	1.49%	1	0	0
Total	67	100.00%	67	0	0

State Senator, 30th District (REP) (Vote for 1)**137 ballots (0 over voted ballots, 0 overvotes, 57 blank voted), 252 registered voters, turnout 54.37%**

Cliff Bentz	77	96.25%	77	0	0
Write-in	3	3.75%	3	0	0
Total	80	100.00%	80	0	0

State Representative, 59th District (DEM) (Vote for 1)**125 ballots (0 over voted ballots, 0 overvotes, 51 blank voted), 237 registered voters, turnout 52.74%**

Darcy Long-Curtiss	73	98.65%	73	0	0
Write-in	1	1.35%	1	0	0
Total	74	100.00%	74	0	0

Choice	Votes	Vote %	AB	ED	EV
State Representative, 59th District (IND) (Vote for 1)					
19 ballots (0 over voted ballots, 0 overvotes, 18 blank voted), 42 registered voters, turnout 45.24%					
Write-in	1	100.00%	1	0	0
Total	1	100.00%	1	0	0
State Representative, 59th District (REP) (Vote for 1)					
137 ballots (0 over voted ballots, 0 overvotes, 60 blank voted), 252 registered voters, turnout 54.37%					
Daniel G Bonham	75	97.40%	75	0	0
Write-in	2	2.60%	2	0	0
Total	77	100.00%	77	0	0
Commissioner of the Bureau of Labor and Industries (Vote for 1)					
317 ballots (0 over voted ballots, 0 overvotes, 95 blank voted), 769 registered voters, turnout 41.22%					
Lou Ogden	98	44.14%	98	0	0
Val Hoyle	81	36.49%	81	0	0
Jack Howard	42	18.92%	42	0	0
Write-in	1	0.45%	1	0	0
Total	222	100.00%	222	0	0
Judge of the Supreme Court, Position 3 (Vote for 1)					
317 ballots (0 over voted ballots, 0 overvotes, 99 blank voted), 769 registered voters, turnout 41.22%					
Meagan A Flynn	137	62.84%	137	0	0
Van Pounds	80	36.70%	80	0	0
Write-in	1	0.46%	1	0	0
Total	218	100.00%	218	0	0
Judge of the Supreme Court, Position 2 (Vote for 1)					
317 ballots (0 over voted ballots, 0 overvotes, 156 blank voted), 769 registered voters, turnout 41.22%					
Rebecca Duncan	159	98.76%	159	0	0
Write-in	2	1.24%	2	0	0
Total	161	100.00%	161	0	0
Judge of the Court of Appeals, Position 10 (Vote for 1)					
317 ballots (0 over voted ballots, 0 overvotes, 109 blank voted), 769 registered voters, turnout 41.22%					
Rex Armstrong	127	61.06%	127	0	0
Kyle L Krohn	79	37.98%	79	0	0
Write-in	2	0.96%	2	0	0
Total	208	100.00%	208	0	0
Judge of the Court of Appeals, Position 6 (Vote for 1)					
317 ballots (0 over voted ballots, 0 overvotes, 166 blank voted), 769 registered voters, turnout 41.22%					
James (Jim) C Egan	149	98.68%	149	0	0
Write-in	2	1.32%	2	0	0
Total	151	100.00%	151	0	0
Judge of the Court of Appeals, Position 9 (Vote for 1)					
317 ballots (0 over voted ballots, 0 overvotes, 166 blank voted), 769 registered voters, turnout 41.22%					
Erika Hadlock	149	98.68%	149	0	0
Write-in	2	1.32%	2	0	0
Total	151	100.00%	151	0	0
Judge of the Circuit Court, 7th District, Position 1 (Vote for 1)					
317 ballots (0 over voted ballots, 0 overvotes, 169 blank voted), 769 registered voters, turnout 41.22%					
John A Olson	146	98.65%	146	0	0
Write-in	2	1.35%	2	0	0
Total	148	100.00%	148	0	0

Choice	Votes	Vote %	AB	ED	EV
Commissioner Position #1 (Vote for 1)					
317 ballots (0 over voted ballots, 0 overvotes, 96 blank voted), 769 registered voters, turnout 41.22%					
Scott Hege	136	61.54%	136	0	0
Roy Justesen	83	37.56%	83	0	0
Write-in	2	0.90%	2	0	0
Total	221	100.00%	221	0	0
Commissioner Position #3 (Vote for 1)					
317 ballots (0 over voted ballots, 0 overvotes, 59 blank voted), 769 registered voters, turnout 41.22%					
Kathy Schwartz	134	51.94%	134	0	0
Rod Runyon	123	47.67%	123	0	0
Write-in	1	0.39%	1	0	0
Total	258	100.00%	258	0	0
PCP - Precinct 09, Male, Democrat (DEM) (Vote for 2)					
125 ballots (0 over voted ballots, 0 overvotes, 248 undervotes), 237 registered voters, turnout 52.74%					
Write-in	2	100.00%	2	0	0
Write-in	0	0.00%	0	0	0
Total	2	100.00%	2	0	0
PCP - Precinct 09, Female, Democrat (DEM) (Vote for 2)					
125 ballots (0 over voted ballots, 0 overvotes, 247 undervotes), 237 registered voters, turnout 52.74%					
Write-in	2	66.67%	2	0	0
Write-in	1	33.33%	1	0	0
Total	3	100.00%	3	0	0
PCP - Precinct 09, Male, Republican (REP) (Vote for 2)					
137 ballots (0 over voted ballots, 0 overvotes, 268 undervotes), 252 registered voters, turnout 54.37%					
Write-in	4	66.67%	4	0	0
Write-in	2	33.33%	2	0	0
Total	6	100.00%	6	0	0
PCP - Precinct 09, Female, Republican (REP) (Vote for 2)					
137 ballots (0 over voted ballots, 0 overvotes, 270 undervotes), 252 registered voters, turnout 54.37%					
Write-in	3	75.00%	3	0	0
Write-in	1	25.00%	1	0	0
Total	4	100.00%	4	0	0
Measure 33-94 White River Health District (Vote for 1)					
317 ballots (0 over voted ballots, 0 overvotes, 42 blank voted), 769 registered voters, turnout 41.22%					
No	155	56.36%	155	0	0
Yes	120	43.64%	120	0	0
Total	275	100.00%	275	0	0
Precinct 10					
US Representative, District 2 (DEM) (Vote for 1)					
118 ballots (0 over voted ballots, 0 overvotes, 29 blank voted), 273 registered voters, turnout 43.22%					
Jamie McLeod-Skinner	45	50.56%	45	0	0
Jen (Jenni) Neahrng	10	11.24%	10	0	0
Michael Byrne	8	8.99%	8	0	0
Tim S White	8	8.99%	8	0	0
James (Jim) Crary	7	7.87%	7	0	0
Raz Mason	6	6.74%	6	0	0
Write-in	3	3.37%	3	0	0
Eric Burnette	2	2.25%	2	0	0
Total	89	100.00%	89	0	0

Choice	Votes	Vote %	AB	ED	EV
US Representative, District 2 (IND) (Vote for 1)					
11 ballots (0 over voted ballots, 0 overvotes, 5 blank voted), 33 registered voters, turnout 33.33%					
Mark R Roberts	4	66.67%	4	0	0
Write-in	2	33.33%	2	0	0
Total	6	100.00%	6	0	0
US Representative, District 2 (REP) (Vote for 1)					
124 ballots (0 over voted ballots, 0 overvotes, 11 blank voted), 222 registered voters, turnout 55.86%					
Greg Walden	94	83.19%	94	0	0
Paul J Romero Jr	17	15.04%	17	0	0
Randy Pollock	2	1.77%	2	0	0
Write-in	0	0.00%	0	0	0
Total	113	100.00%	113	0	0
Governor (DEM) (Vote for 1)					
118 ballots (0 over voted ballots, 0 overvotes, 10 blank voted), 273 registered voters, turnout 43.22%					
Kate Brown	67	62.04%	67	0	0
Ed Jones	20	18.52%	20	0	0
Candace Neville	14	12.96%	14	0	0
Write-in	7	6.48%	7	0	0
Total	108	100.00%	108	0	0
Governor (IND) (Vote for 1)					
11 ballots (0 over voted ballots, 0 overvotes, 4 blank voted), 33 registered voters, turnout 33.33%					
Write-in	3	42.86%	3	0	0
Skye J Allen	2	28.57%	2	0	0
Dan (Mr P) Pistorosi	1	14.29%	1	0	0
Patrick Starnes	1	14.29%	1	0	0
Total	7	100.00%	7	0	0
Governor (REP) (Vote for 1)					
124 ballots (0 over voted ballots, 0 overvotes, 3 blank voted), 222 registered voters, turnout 55.86%					
Sam Carpenter	50	41.32%	50	0	0
Knute Buehler	45	37.19%	45	0	0
Greg C Wooldridge	21	17.36%	21	0	0
Bruce Cuff	3	2.48%	3	0	0
Jeff Smith	2	1.65%	2	0	0
Keenan W Bohach	0	0.00%	0	0	0
Jon I Edwards III	0	0.00%	0	0	0
David W Stauffer	0	0.00%	0	0	0
Jack W Tacy	0	0.00%	0	0	0
Brett Hyland	0	0.00%	0	0	0
Write-in	0	0.00%	0	0	0
Total	121	100.00%	121	0	0
State Senator, 30th District (DEM) (Vote for 1)					
118 ballots (0 over voted ballots, 0 overvotes, 47 blank voted), 273 registered voters, turnout 43.22%					
Solea Kabakov	67	94.37%	67	0	0
Write-in	4	5.63%	4	0	0
Total	71	100.00%	71	0	0
State Senator, 30th District (REP) (Vote for 1)					
124 ballots (0 over voted ballots, 0 overvotes, 41 blank voted), 222 registered voters, turnout 55.86%					
Cliff Bentz	83	100.00%	83	0	0
Write-in	0	0.00%	0	0	0
Total	83	100.00%	83	0	0
State Representative, 59th District (DEM) (Vote for 1)					
118 ballots (0 over voted ballots, 0 overvotes, 49 blank voted), 273 registered voters, turnout 43.22%					
Darcy Long-Curtiss	66	95.65%	66	0	0

Choice	Votes	Vote %	AB	ED	EV
Write-in	3	4.35%	3	0	0
Total	69	100.00%	69	0	0

State Representative, 59th District (IND) (Vote for 1)**11 ballots (0 over voted ballots, 0 overvotes, 9 blank voted), 33 registered voters, turnout 33.33%**

Write-in	2	100.00%	2	0	0
Total	2	100.00%	2	0	0

State Representative, 59th District (REP) (Vote for 1)**124 ballots (0 over voted ballots, 0 overvotes, 32 blank voted), 222 registered voters, turnout 55.86%**

Daniel G Bonham	92	100.00%	92	0	0
Write-in	0	0.00%	0	0	0
Total	92	100.00%	92	0	0

Commissioner of the Bureau of Labor and Industries (Vote for 1)**314 ballots (0 over voted ballots, 0 overvotes, 91 blank voted), 928 registered voters, turnout 33.84%**

Lou Ogden	94	42.15%	94	0	0
Val Hoyle	86	38.57%	86	0	0
Jack Howard	41	18.39%	41	0	0
Write-in	2	0.90%	2	0	0
Total	223	100.00%	223	0	0

Judge of the Supreme Court, Position 3 (Vote for 1)**314 ballots (0 over voted ballots, 0 overvotes, 87 blank voted), 928 registered voters, turnout 33.84%**

Meagan A Flynn	141	62.11%	141	0	0
Van Pounds	84	37.00%	84	0	0
Write-in	2	0.88%	2	0	0
Total	227	100.00%	227	0	0

Judge of the Supreme Court, Position 2 (Vote for 1)**314 ballots (0 over voted ballots, 0 overvotes, 124 blank voted), 928 registered voters, turnout 33.84%**

Rebecca Duncan	187	98.42%	187	0	0
Write-in	3	1.58%	3	0	0
Total	190	100.00%	190	0	0

Judge of the Court of Appeals, Position 10 (Vote for 1)**314 ballots (0 over voted ballots, 0 overvotes, 92 blank voted), 928 registered voters, turnout 33.84%**

Rex Armstrong	132	59.46%	132	0	0
Kyle L Krohn	88	39.64%	88	0	0
Write-in	2	0.90%	2	0	0
Total	222	100.00%	222	0	0

Judge of the Court of Appeals, Position 6 (Vote for 1)**314 ballots (0 over voted ballots, 0 overvotes, 134 blank voted), 928 registered voters, turnout 33.84%**

James (Jim) C Egan	177	98.33%	177	0	0
Write-in	3	1.67%	3	0	0
Total	180	100.00%	180	0	0

Judge of the Court of Appeals, Position 9 (Vote for 1)**314 ballots (0 over voted ballots, 0 overvotes, 137 blank voted), 928 registered voters, turnout 33.84%**

Erika Hadlock	174	98.31%	174	0	0
Write-in	3	1.69%	3	0	0
Total	177	100.00%	177	0	0

Judge of the Circuit Court, 7th District, Position 1 (Vote for 1)**314 ballots (0 over voted ballots, 0 overvotes, 139 blank voted), 928 registered voters, turnout 33.84%**

John A Olson	171	97.71%	171	0	0
Write-in	4	2.29%	4	0	0

Final Official Abstract of Votes, Precinct Level Detail
 Wasco County, Primary Election, May 15, 2018
 All Precincts, All Districts, All Counter Groups, All ScanStations, All Contests, All Boxes
 Total Ballots Cast: 6253, Registered Voters: 16517, Overall Turnout: 37.86%
 14 precincts reported out of 14 total

Page: 31 of 42
 2018-06-04
 10:39:44

Choice	Votes	Vote %	AB	ED	EV
Total	175	100.00%	175	0	0

Commissioner Position #1 (Vote for 1)

314 ballots (0 over voted ballots, 0 overvotes, 60 blank voted), 928 registered voters, turnout 33.84%

Scott Hege	159	62.60%	159	0	0
Roy Justesen	93	36.61%	93	0	0
Write-in	2	0.79%	2	0	0
Total	254	100.00%	254	0	0

Commissioner Position #3 (Vote for 1)

314 ballots (0 over voted ballots, 0 overvotes, 45 blank voted), 928 registered voters, turnout 33.84%

Rod Runyon	140	52.04%	140	0	0
Kathy Schwartz	127	47.21%	127	0	0
Write-in	2	0.74%	2	0	0
Total	269	100.00%	269	0	0

PCP - Precinct 10, Male, Democrat (DEM) (Vote for 2)

118 ballots (0 over voted ballots, 0 overvotes, 233 undervotes), 273 registered voters, turnout 43.22%

Write-in	3	100.00%	3	0	0
Write-in	0	0.00%	0	0	0
Total	3	100.00%	3	0	0

PCP - Precinct 10, Female, Democrat (DEM) (Vote for 2)

118 ballots (0 over voted ballots, 0 overvotes, 168 undervotes), 273 registered voters, turnout 43.22%

Kathy Kelsay	65	95.59%	65	0	0
Write-in	3	4.41%	3	0	0
Write-in	0	0.00%	0	0	0
Total	68	100.00%	68	0	0

PCP - Precinct 10, Male, Republican (REP) (Vote for 2)

124 ballots (0 over voted ballots, 0 overvotes, 239 undervotes), 222 registered voters, turnout 55.86%

Write-in	5	55.56%	5	0	0
Write-in	4	44.44%	4	0	0
Total	9	100.00%	9	0	0

PCP - Precinct 10, Female, Republican (REP) (Vote for 2)

124 ballots (0 over voted ballots, 0 overvotes, 240 undervotes), 222 registered voters, turnout 55.86%

Write-in	4	50.00%	4	0	0
Write-in	4	50.00%	4	0	0
Total	8	100.00%	8	0	0

Measure 33-94 White River Health District (Vote for 1)

283 ballots (0 over voted ballots, 0 overvotes, 18 blank voted), 579 registered voters, turnout 48.88%

Yes	144	54.34%	144	0	0
No	121	45.66%	121	0	0
Total	265	100.00%	265	0	0

Precinct 11

US Representative, District 2 (DEM) (Vote for 1)

55 ballots (0 over voted ballots, 0 overvotes, 14 blank voted), 101 registered voters, turnout 54.46%

Jamie McLeod-Skinner	13	31.71%	13	0	0
Jen (Jenni) Neahring	9	21.95%	9	0	0
James (Jim) Crary	7	17.07%	7	0	0
Michael Byrne	4	9.76%	4	0	0
Raz Mason	4	9.76%	4	0	0
Eric Burnette	3	7.32%	3	0	0
Write-in	1	2.44%	1	0	0
Tim S White	0	0.00%	0	0	0

Choice	Votes	Vote %	AB	ED	EV
Total	41	100.00%	41	0	0

US Representative, District 2 (IND) (Vote for 1)**3 ballots (0 over voted ballots, 0 overvotes, 0 blank voted), 13 registered voters, turnout 23.08%**

Mark R Roberts	2	66.67%	2	0	0
Write-in	1	33.33%	1	0	0
Total	3	100.00%	3	0	0

US Representative, District 2 (REP) (Vote for 1)**87 ballots (0 over voted ballots, 0 overvotes, 8 blank voted), 152 registered voters, turnout 57.24%**

Greg Walden	69	87.34%	69	0	0
Paul J Romero Jr	7	8.86%	7	0	0
Randy Pollock	3	3.80%	3	0	0
Write-in	0	0.00%	0	0	0
Total	79	100.00%	79	0	0

Governor (DEM) (Vote for 1)**55 ballots (0 over voted ballots, 0 overvotes, 5 blank voted), 101 registered voters, turnout 54.46%**

Kate Brown	39	78.00%	39	0	0
Candace Neville	6	12.00%	6	0	0
Ed Jones	3	6.00%	3	0	0
Write-in	2	4.00%	2	0	0
Total	50	100.00%	50	0	0

Governor (IND) (Vote for 1)**3 ballots (0 over voted ballots, 0 overvotes, 1 blank voted), 13 registered voters, turnout 23.08%**

Patrick Starnes	2	100.00%	2	0	0
Dan (Mr P) Pistorosi	0	0.00%	0	0	0
Skye J Allen	0	0.00%	0	0	0
Write-in	0	0.00%	0	0	0
Total	2	100.00%	2	0	0

Governor (REP) (Vote for 1)**87 ballots (0 over voted ballots, 0 overvotes, 4 blank voted), 152 registered voters, turnout 57.24%**

Knute Buehler	48	57.83%	48	0	0
Sam Carpenter	19	22.89%	19	0	0
Greg C Wooldridge	11	13.25%	11	0	0
Jeff Smith	2	2.41%	2	0	0
Bruce Cuff	2	2.41%	2	0	0
David W Stauffer	1	1.20%	1	0	0
Keenan W Bohach	0	0.00%	0	0	0
Jon I Edwards III	0	0.00%	0	0	0
Jack W Tacy	0	0.00%	0	0	0
Brett Hyland	0	0.00%	0	0	0
Write-in	0	0.00%	0	0	0
Total	83	100.00%	83	0	0

State Representative, 57th District (DEM) (Vote for 1)**55 ballots (0 over voted ballots, 0 overvotes, 53 blank voted), 101 registered voters, turnout 54.46%**

Write-in	2	100.00%	2	0	0
Total	2	100.00%	2	0	0

State Representative, 57th District (IND) (Vote for 1)**3 ballots (0 over voted ballots, 0 overvotes, 2 blank voted), 13 registered voters, turnout 23.08%**

Write-in	1	100.00%	1	0	0
Total	1	100.00%	1	0	0

State Representative, 57th District (REP) (Vote for 1)**87 ballots (0 over voted ballots, 0 overvotes, 25 blank voted), 152 registered voters, turnout 57.24%**

Greg Smith	61	98.39%	61	0	0
------------	----	--------	----	---	---

Choice	Votes	Vote %	AB	ED	EV
Write-in	1	1.61%	1	0	0
Total	62	100.00%	62	0	0

Commissioner of the Bureau of Labor and Industries (Vote for 1)**167 ballots (0 over voted ballots, 0 overvotes, 49 blank voted), 366 registered voters, turnout 45.63%**

Lou Ogden	51	43.22%	51	0	0
Val Hoyle	40	33.90%	40	0	0
Jack Howard	26	22.03%	26	0	0
Write-in	1	0.85%	1	0	0
Total	118	100.00%	118	0	0

Judge of the Supreme Court, Position 3 (Vote for 1)**167 ballots (0 over voted ballots, 0 overvotes, 51 blank voted), 366 registered voters, turnout 45.63%**

Meagan A Flynn	84	72.41%	84	0	0
Van Pounds	31	26.72%	31	0	0
Write-in	1	0.86%	1	0	0
Total	116	100.00%	116	0	0

Judge of the Supreme Court, Position 2 (Vote for 1)**167 ballots (0 over voted ballots, 0 overvotes, 69 blank voted), 366 registered voters, turnout 45.63%**

Rebecca Duncan	97	98.98%	97	0	0
Write-in	1	1.02%	1	0	0
Total	98	100.00%	98	0	0

Judge of the Court of Appeals, Position 10 (Vote for 1)**167 ballots (0 over voted ballots, 0 overvotes, 54 blank voted), 366 registered voters, turnout 45.63%**

Rex Armstrong	69	61.06%	69	0	0
Kyle L Krohn	43	38.05%	43	0	0
Write-in	1	0.88%	1	0	0
Total	113	100.00%	113	0	0

Judge of the Court of Appeals, Position 6 (Vote for 1)**167 ballots (0 over voted ballots, 0 overvotes, 74 blank voted), 366 registered voters, turnout 45.63%**

James (Jim) C Egan	92	98.92%	92	0	0
Write-in	1	1.08%	1	0	0
Total	93	100.00%	93	0	0

Judge of the Court of Appeals, Position 9 (Vote for 1)**167 ballots (0 over voted ballots, 0 overvotes, 77 blank voted), 366 registered voters, turnout 45.63%**

Erika Hadlock	89	98.89%	89	0	0
Write-in	1	1.11%	1	0	0
Total	90	100.00%	90	0	0

Judge of the Circuit Court, 7th District, Position 1 (Vote for 1)**167 ballots (0 over voted ballots, 0 overvotes, 73 blank voted), 366 registered voters, turnout 45.63%**

John A Olson	93	98.94%	93	0	0
Write-in	1	1.06%	1	0	0
Total	94	100.00%	94	0	0

Commissioner Position #1 (Vote for 1)**167 ballots (0 over voted ballots, 0 overvotes, 16 blank voted), 366 registered voters, turnout 45.63%**

Scott Hege	102	67.55%	102	0	0
Roy Justesen	49	32.45%	49	0	0
Write-in	0	0.00%	0	0	0
Total	151	100.00%	151	0	0

Commissioner Position #3 (Vote for 1)**167 ballots (0 over voted ballots, 0 overvotes, 4 blank voted), 366 registered voters, turnout 45.63%**

Rod Runyon	83	50.92%	83	0	0
------------	----	--------	----	---	---

Choice	Votes	Vote %	AB	ED	EV
Kathy Schwartz	80	49.08%	80	0	0
Write-in	0	0.00%	0	0	0
Total	163	100.00%	163	0	0

PCP - Precinct 11, Male, Democrat (DEM) (Vote for 1)**55 ballots (0 over voted ballots, 0 overvotes, 55 blank voted), 101 registered voters, turnout 54.46%**

Write-in	0	0.00%	0	0	0
Total	0	0.00%	0	0	0

PCP - Precinct 11, Female, Democrat (DEM) (Vote for 1)**55 ballots (0 over voted ballots, 0 overvotes, 55 blank voted), 101 registered voters, turnout 54.46%**

Write-in	0	0.00%	0	0	0
Total	0	0.00%	0	0	0

PCP - Precinct 11, Male, Republican (REP) (Vote for 1)**87 ballots (0 over voted ballots, 0 overvotes, 25 blank voted), 152 registered voters, turnout 57.24%**

Marvin Polehn	62	100.00%	62	0	0
Write-in	0	0.00%	0	0	0
Total	62	100.00%	62	0	0

PCP - Precinct 11, Female, Republican (REP) (Vote for 1)**87 ballots (0 over voted ballots, 0 overvotes, 25 blank voted), 152 registered voters, turnout 57.24%**

Donella Polehn	62	100.00%	62	0	0
Write-in	0	0.00%	0	0	0
Total	62	100.00%	62	0	0

Precinct 12**US Representative, District 2 (DEM) (Vote for 1)****101 ballots (2 over voted ballots, 2 overvotes, 19 blank voted), 172 registered voters, turnout 58.72%**

Jamie McLeod-Skinner	31	38.75%	31	0	0
Jen (Jenni) Neahring	17	21.25%	17	0	0
James (Jim) Cray	14	17.50%	14	0	0
Eric Burnette	7	8.75%	7	0	0
Michael Byrne	7	8.75%	7	0	0
Tim S White	2	2.50%	2	0	0
Raz Mason	2	2.50%	2	0	0
Write-in	0	0.00%	0	0	0
Total	80	100.00%	80	0	0

US Representative, District 2 (IND) (Vote for 1)**20 ballots (0 over voted ballots, 0 overvotes, 13 blank voted), 41 registered voters, turnout 48.78%**

Mark R Roberts	7	100.00%	7	0	0
Write-in	0	0.00%	0	0	0
Total	7	100.00%	7	0	0

US Representative, District 2 (REP) (Vote for 1)**198 ballots (0 over voted ballots, 0 overvotes, 11 blank voted), 343 registered voters, turnout 57.73%**

Greg Walden	145	77.54%	145	0	0
Paul J Romero Jr	24	12.83%	24	0	0
Randy Pollock	17	9.09%	17	0	0
Write-in	1	0.53%	1	0	0
Total	187	100.00%	187	0	0

Governor (DEM) (Vote for 1)**101 ballots (0 over voted ballots, 0 overvotes, 13 blank voted), 172 registered voters, turnout 58.72%**

Kate Brown	62	70.45%	62	0	0
Ed Jones	15	17.05%	15	0	0
Candace Neville	11	12.50%	11	0	0
Write-in	0	0.00%	0	0	0

Choice	Votes	Vote %	AB	ED	EV
Total	88	100.00%	88	0	0

Governor (IND) (Vote for 1)**20 ballots (0 over voted ballots, 0 overvotes, 8 blank voted), 41 registered voters, turnout 48.78%**

Patrick Starnes	5	41.67%	5	0	0
Write-in	5	41.67%	5	0	0
Dan (Mr P) Pistorosi	2	16.67%	2	0	0
Skye J Allen	0	0.00%	0	0	0
Total	12	100.00%	12	0	0

Governor (REP) (Vote for 1)**198 ballots (0 over voted ballots, 0 overvotes, 13 blank voted), 343 registered voters, turnout 57.73%**

Knute Buehler	92	49.73%	92	0	0
Sam Carpenter	54	29.19%	54	0	0
Greg C Wooldridge	29	15.68%	29	0	0
David W Stauffer	5	2.70%	5	0	0
Bruce Cuff	2	1.08%	2	0	0
Keenan W Bohach	1	0.54%	1	0	0
Jeff Smith	1	0.54%	1	0	0
Write-in	1	0.54%	1	0	0
Jon I Edwards III	0	0.00%	0	0	0
Jack W Tacy	0	0.00%	0	0	0
Brett Hyland	0	0.00%	0	0	0
Total	185	100.00%	185	0	0

State Representative, 57th District (DEM) (Vote for 1)**101 ballots (0 over voted ballots, 0 overvotes, 98 blank voted), 172 registered voters, turnout 58.72%**

Write-in	3	100.00%	3	0	0
Total	3	100.00%	3	0	0

State Representative, 57th District (IND) (Vote for 1)**20 ballots (0 over voted ballots, 0 overvotes, 18 blank voted), 41 registered voters, turnout 48.78%**

Write-in	2	100.00%	2	0	0
Total	2	100.00%	2	0	0

State Representative, 57th District (REP) (Vote for 1)**198 ballots (0 over voted ballots, 0 overvotes, 40 blank voted), 343 registered voters, turnout 57.73%**

Greg Smith	158	100.00%	158	0	0
Write-in	0	0.00%	0	0	0
Total	158	100.00%	158	0	0

Commissioner of the Bureau of Labor and Industries (Vote for 1)**363 ballots (0 over voted ballots, 0 overvotes, 94 blank voted), 799 registered voters, turnout 45.43%**

Lou Ogden	123	45.72%	123	0	0
Val Hoyle	97	36.06%	97	0	0
Jack Howard	49	18.22%	49	0	0
Write-in	0	0.00%	0	0	0
Total	269	100.00%	269	0	0

Judge of the Supreme Court, Position 3 (Vote for 1)**363 ballots (0 over voted ballots, 0 overvotes, 111 blank voted), 799 registered voters, turnout 45.43%**

Meagan A Flynn	160	63.49%	160	0	0
Van Pounds	92	36.51%	92	0	0
Write-in	0	0.00%	0	0	0
Total	252	100.00%	252	0	0

Judge of the Supreme Court, Position 2 (Vote for 1)**363 ballots (0 over voted ballots, 0 overvotes, 162 blank voted), 799 registered voters, turnout 45.43%**

Rebecca Duncan	198	98.51%	198	0	0
Write-in	3	1.49%	3	0	0

Final Official Abstract of Votes, Precinct Level Detail
Wasco County, Primary Election, May 15, 2018
All Precincts, All Districts, All Counter Groups, All ScanStations, All Contests, All Boxes
Total Ballots Cast: 6253, Registered Voters: 16517, Overall Turnout: 37.86%
14 precincts reported out of 14 total

Page: 36 of 42
2018-06-04
10:39:44

Choice	Votes	Vote %	AB	ED	EV
Total	201	100.00%	201	0	0

Judge of the Court of Appeals, Position 10 (Vote for 1)

363 ballots (0 over voted ballots, 0 overvotes, 116 blank voted), 799 registered voters, turnout 45.43%

Rex Armstrong	160	64.78%	160	0	0
Kyle L Krohn	87	35.22%	87	0	0
Write-in	0	0.00%	0	0	0
Total	247	100.00%	247	0	0

Judge of the Court of Appeals, Position 6 (Vote for 1)

363 ballots (0 over voted ballots, 0 overvotes, 168 blank voted), 799 registered voters, turnout 45.43%

James (Jim) C Egan	193	98.97%	193	0	0
Write-in	2	1.03%	2	0	0
Total	195	100.00%	195	0	0

Judge of the Court of Appeals, Position 9 (Vote for 1)

363 ballots (0 over voted ballots, 0 overvotes, 181 blank voted), 799 registered voters, turnout 45.43%

Erika Hadlock	180	98.90%	180	0	0
Write-in	2	1.10%	2	0	0
Total	182	100.00%	182	0	0

Judge of the Circuit Court, 7th District, Position 1 (Vote for 1)

363 ballots (0 over voted ballots, 0 overvotes, 180 blank voted), 799 registered voters, turnout 45.43%

John A Olson	180	98.36%	180	0	0
Write-in	3	1.64%	3	0	0
Total	183	100.00%	183	0	0

Commissioner Position #1 (Vote for 1)

363 ballots (0 over voted ballots, 0 overvotes, 55 blank voted), 799 registered voters, turnout 45.43%

Scott Hege	210	68.18%	210	0	0
Roy Justesen	96	31.17%	96	0	0
Write-in	2	0.65%	2	0	0
Total	308	100.00%	308	0	0

Commissioner Position #3 (Vote for 1)

363 ballots (0 over voted ballots, 0 overvotes, 16 blank voted), 799 registered voters, turnout 45.43%

Rod Runyon	175	50.43%	175	0	0
Kathy Schwartz	170	48.99%	170	0	0
Write-in	2	0.58%	2	0	0
Total	347	100.00%	347	0	0

PCP - Precinct 12, Male, Democrat (DEM) (Vote for 2)

101 ballots (0 over voted ballots, 0 overvotes, 196 undervotes), 172 registered voters, turnout 58.72%

Write-in	5	83.33%	5	0	0
Write-in	1	16.67%	1	0	0
Total	6	100.00%	6	0	0

PCP - Precinct 12, Female, Democrat (DEM) (Vote for 2)

101 ballots (0 over voted ballots, 0 overvotes, 196 undervotes), 172 registered voters, turnout 58.72%

Write-in	4	66.67%	4	0	0
Write-in	2	33.33%	2	0	0
Total	6	100.00%	6	0	0

PCP - Precinct 12, Male, Republican (REP) (Vote for 2)

198 ballots (0 over voted ballots, 0 overvotes, 256 undervotes), 343 registered voters, turnout 57.73%

Jack J Hay	132	94.29%	132	0	0
Write-in	8	5.71%	8	0	0
Write-in	0	0.00%	0	0	0

Choice	Votes	Vote %	AB	ED	EV
Total	140	100.00%	140	0	0

PCP - Precinct 12, Female, Republican (REP) (Vote for 2)**198 ballots (0 over voted ballots, 0 overvotes, 384 undervotes), 343 registered voters, turnout 57.73%**

Write-in	10	83.33%	10	0	0
Write-in	2	16.67%	2	0	0
Total	12	100.00%	12	0	0

Measure 33-95 Dufur Recreation District (Vote for 1)**241 ballots (0 over voted ballots, 0 overvotes, 13 blank voted), 538 registered voters, turnout 44.80%**

Yes	188	82.46%	188	0	0
No	40	17.54%	40	0	0
Total	228	100.00%	228	0	0

Precinct 13**US Representative, District 2 (DEM) (Vote for 1)****28 ballots (0 over voted ballots, 0 overvotes, 7 blank voted), 52 registered voters, turnout 53.85%**

Jamie McLeod-Skinner	6	28.57%	6	0	0
Jen (Jenni) Neahring	6	28.57%	6	0	0
Raz Mason	4	19.05%	4	0	0
Eric Burnette	2	9.52%	2	0	0
Write-in	2	9.52%	2	0	0
James (Jim) Crary	1	4.76%	1	0	0
Michael Byrne	0	0.00%	0	0	0
Tim S White	0	0.00%	0	0	0
Total	21	100.00%	21	0	0

US Representative, District 2 (IND) (Vote for 1)**3 ballots (0 over voted ballots, 0 overvotes, 2 blank voted), 9 registered voters, turnout 33.33%**

Mark R Roberts	1	100.00%	1	0	0
Write-in	0	0.00%	0	0	0
Total	1	100.00%	1	0	0

US Representative, District 2 (REP) (Vote for 1)**26 ballots (0 over voted ballots, 0 overvotes, 0 blank voted), 50 registered voters, turnout 52.00%**

Greg Walden	17	65.38%	17	0	0
Randy Pollock	7	26.92%	7	0	0
Paul J Romero Jr	2	7.69%	2	0	0
Write-in	0	0.00%	0	0	0
Total	26	100.00%	26	0	0

Governor (DEM) (Vote for 1)**28 ballots (0 over voted ballots, 0 overvotes, 1 blank voted), 52 registered voters, turnout 53.85%**

Kate Brown	20	74.07%	20	0	0
Candace Neville	3	11.11%	3	0	0
Ed Jones	2	7.41%	2	0	0
Write-in	2	7.41%	2	0	0
Total	27	100.00%	27	0	0

Governor (IND) (Vote for 1)**3 ballots (0 over voted ballots, 0 overvotes, 0 blank voted), 9 registered voters, turnout 33.33%**

Skye J Allen	1	33.33%	1	0	0
Patrick Starnes	1	33.33%	1	0	0
Write-in	1	33.33%	1	0	0
Dan (Mr P) Pistoressi	0	0.00%	0	0	0
Total	3	100.00%	3	0	0

Choice	Votes	Vote %	AB	ED	EV
Governor (REP) (Vote for 1)					
26 ballots (0 over voted ballots, 0 overvotes, 0 blank voted), 50 registered voters, turnout 52.00%					
Sam Carpenter	10	38.46%	10	0	0
Knute Buehler	8	30.77%	8	0	0
Greg C Wooldridge	4	15.38%	4	0	0
Bruce Cuff	3	11.54%	3	0	0
Brett Hyland	1	3.85%	1	0	0
Keenan W Bohach	0	0.00%	0	0	0
Jon I Edwards III	0	0.00%	0	0	0
David W Stauffer	0	0.00%	0	0	0
Jeff Smith	0	0.00%	0	0	0
Jack W Tacy	0	0.00%	0	0	0
Write-in	0	0.00%	0	0	0
Total	26	100.00%	26	0	0
State Representative, 57th District (DEM) (Vote for 1)					
28 ballots (0 over voted ballots, 0 overvotes, 26 blank voted), 52 registered voters, turnout 53.85%					
Write-in	2	100.00%	2	0	0
Total	2	100.00%	2	0	0
State Representative, 57th District (IND) (Vote for 1)					
3 ballots (0 over voted ballots, 0 overvotes, 3 blank voted), 9 registered voters, turnout 33.33%					
Write-in	0	0.00%	0	0	0
Total	0	0.00%	0	0	0
State Representative, 57th District (REP) (Vote for 1)					
26 ballots (0 over voted ballots, 0 overvotes, 5 blank voted), 50 registered voters, turnout 52.00%					
Greg Smith	20	95.24%	20	0	0
Write-in	1	4.76%	1	0	0
Total	21	100.00%	21	0	0
Commissioner of the Bureau of Labor and Industries (Vote for 1)					
74 ballots (0 over voted ballots, 0 overvotes, 21 blank voted), 180 registered voters, turnout 41.11%					
Val Hoyle	22	41.51%	22	0	0
Lou Ogden	19	35.85%	19	0	0
Jack Howard	11	20.75%	11	0	0
Write-in	1	1.89%	1	0	0
Total	53	100.00%	53	0	0
Judge of the Supreme Court, Position 3 (Vote for 1)					
74 ballots (0 over voted ballots, 0 overvotes, 17 blank voted), 180 registered voters, turnout 41.11%					
Meagan A Flynn	39	68.42%	39	0	0
Van Pounds	16	28.07%	16	0	0
Write-in	2	3.51%	2	0	0
Total	57	100.00%	57	0	0
Judge of the Supreme Court, Position 2 (Vote for 1)					
74 ballots (0 over voted ballots, 0 overvotes, 31 blank voted), 180 registered voters, turnout 41.11%					
Rebecca Duncan	41	95.35%	41	0	0
Write-in	2	4.65%	2	0	0
Total	43	100.00%	43	0	0
Judge of the Court of Appeals, Position 10 (Vote for 1)					
74 ballots (0 over voted ballots, 0 overvotes, 18 blank voted), 180 registered voters, turnout 41.11%					
Rex Armstrong	35	62.50%	35	0	0
Kyle L Krohn	20	35.71%	20	0	0
Write-in	1	1.79%	1	0	0
Total	56	100.00%	56	0	0

Choice	Votes	Vote %	AB	ED	EV
Judge of the Court of Appeals, Position 6 (Vote for 1)					
74 ballots (0 over voted ballots, 0 overvotes, 36 blank voted), 180 registered voters, turnout 41.11%					
James (Jim) C Egan	37	97.37%	37	0	0
Write-in	1	2.63%	1	0	0
Total	38	100.00%	38	0	0
Judge of the Court of Appeals, Position 9 (Vote for 1)					
74 ballots (0 over voted ballots, 0 overvotes, 35 blank voted), 180 registered voters, turnout 41.11%					
Erika Hadlock	39	100.00%	39	0	0
Write-in	0	0.00%	0	0	0
Total	39	100.00%	39	0	0
Judge of the Circuit Court, 7th District, Position 1 (Vote for 1)					
74 ballots (0 over voted ballots, 0 overvotes, 40 blank voted), 180 registered voters, turnout 41.11%					
John A Olson	34	100.00%	34	0	0
Write-in	0	0.00%	0	0	0
Total	34	100.00%	34	0	0
Commissioner Position #1 (Vote for 1)					
74 ballots (0 over voted ballots, 0 overvotes, 8 blank voted), 180 registered voters, turnout 41.11%					
Scott Hege	35	53.03%	35	0	0
Roy Justesen	31	46.97%	31	0	0
Write-in	0	0.00%	0	0	0
Total	66	100.00%	66	0	0
Commissioner Position #3 (Vote for 1)					
74 ballots (0 over voted ballots, 0 overvotes, 6 blank voted), 180 registered voters, turnout 41.11%					
Kathy Schwartz	39	57.35%	39	0	0
Rod Runyon	29	42.65%	29	0	0
Write-in	0	0.00%	0	0	0
Total	68	100.00%	68	0	0
PCP - Precinct 13, Male, Democrat (DEM) (Vote for 1)					
28 ballots (0 over voted ballots, 0 overvotes, 27 blank voted), 52 registered voters, turnout 53.85%					
Write-in	1	100.00%	1	0	0
Total	1	100.00%	1	0	0
PCP - Precinct 13, Female, Democrat (DEM) (Vote for 1)					
28 ballots (0 over voted ballots, 0 overvotes, 27 blank voted), 52 registered voters, turnout 53.85%					
Write-in	1	100.00%	1	0	0
Total	1	100.00%	1	0	0
PCP - Precinct 13, Male, Republican (REP) (Vote for 1)					
26 ballots (0 over voted ballots, 0 overvotes, 25 blank voted), 50 registered voters, turnout 52.00%					
Write-in	1	100.00%	1	0	0
Total	1	100.00%	1	0	0
PCP - Precinct 13, Female, Republican (REP) (Vote for 1)					
26 ballots (0 over voted ballots, 0 overvotes, 26 blank voted), 50 registered voters, turnout 52.00%					
Write-in	0	0.00%	0	0	0
Total	0	0.00%	0	0	0
Measure 33-94 White River Health District (Vote for 1)					
74 ballots (0 over voted ballots, 0 overvotes, 7 blank voted), 180 registered voters, turnout 41.11%					
No	37	55.22%	37	0	0
Yes	30	44.78%	30	0	0
Total	67	100.00%	67	0	0

Choice	Votes	Vote %	AB	ED	EV
--------	-------	--------	----	----	----

Precinct 14**US Representative, District 2 (DEM) (Vote for 1)****11 ballots (0 over voted ballots, 0 overvotes, 1 blank voted), 32 registered voters, turnout 34.38%**

Jen (Jenni) Neahring	4	40.00%	4	0	0
Jamie McLeod-Skinner	3	30.00%	3	0	0
James (Jim) Cray	2	20.00%	2	0	0
Michael Byrne	1	10.00%	1	0	0
Eric Burnette	0	0.00%	0	0	0
Tim S White	0	0.00%	0	0	0
Raz Mason	0	0.00%	0	0	0
Write-in	0	0.00%	0	0	0
Total	10	100.00%	10	0	0

US Representative, District 2 (IND) (Vote for 1)**3 ballots (0 over voted ballots, 0 overvotes, 2 blank voted), 8 registered voters, turnout 37.50%**

Mark R Roberts	1	100.00%	1	0	0
Write-in	0	0.00%	0	0	0
Total	1	100.00%	1	0	0

US Representative, District 2 (REP) (Vote for 1)**46 ballots (0 over voted ballots, 0 overvotes, 2 blank voted), 92 registered voters, turnout 50.00%**

Greg Walden	36	81.82%	36	0	0
Paul J Romero Jr	8	18.18%	8	0	0
Randy Pollock	0	0.00%	0	0	0
Write-in	0	0.00%	0	0	0
Total	44	100.00%	44	0	0

Governor (DEM) (Vote for 1)**11 ballots (0 over voted ballots, 0 overvotes, 2 blank voted), 32 registered voters, turnout 34.38%**

Kate Brown	4	44.44%	4	0	0
Candace Neville	3	33.33%	3	0	0
Ed Jones	2	22.22%	2	0	0
Write-in	0	0.00%	0	0	0
Total	9	100.00%	9	0	0

Governor (IND) (Vote for 1)**3 ballots (0 over voted ballots, 0 overvotes, 1 blank voted), 8 registered voters, turnout 37.50%**

Dan (Mr P) Pistoresi	1	50.00%	1	0	0
Write-in	1	50.00%	1	0	0
Skye J Allen	0	0.00%	0	0	0
Patrick Starnes	0	0.00%	0	0	0
Total	2	100.00%	2	0	0

Governor (REP) (Vote for 1)**46 ballots (0 over voted ballots, 0 overvotes, 2 blank voted), 92 registered voters, turnout 50.00%**

Sam Carpenter	18	40.91%	18	0	0
Knute Buehler	15	34.09%	15	0	0
Greg C Wooldridge	6	13.64%	6	0	0
Jeff Smith	2	4.55%	2	0	0
Bruce Cuff	2	4.55%	2	0	0
Jon I Edwards III	1	2.27%	1	0	0
Keenan W Bohach	0	0.00%	0	0	0
David W Stauffer	0	0.00%	0	0	0
Jack W Tacy	0	0.00%	0	0	0
Brett Hyland	0	0.00%	0	0	0
Write-in	0	0.00%	0	0	0
Total	44	100.00%	44	0	0

Final Official Abstract of Votes, Precinct Level Detail
 Wasco County, Primary Election, May 15, 2018
 All Precincts, All Districts, All Counter Groups, All ScanStations, All Contests, All Boxes
 Total Ballots Cast: 6253, Registered Voters: 16517, Overall Turnout: 37.86%
 14 precincts reported out of 14 total

Page: 41 of 42
 2018-06-04
 10:39:44

Choice	Votes	Vote %	AB	ED	EV
State Representative, 57th District (DEM) (Vote for 1)					
11 ballots (0 over voted ballots, 0 overvotes, 11 blank voted), 32 registered voters, turnout 34.38%					
Write-in	0	0.00%	0	0	0
Total	0	0.00%	0	0	0
State Representative, 57th District (IND) (Vote for 1)					
3 ballots (0 over voted ballots, 0 overvotes, 3 blank voted), 8 registered voters, turnout 37.50%					
Write-in	0	0.00%	0	0	0
Total	0	0.00%	0	0	0
State Representative, 57th District (REP) (Vote for 1)					
46 ballots (0 over voted ballots, 0 overvotes, 14 blank voted), 92 registered voters, turnout 50.00%					
Greg Smith	32	100.00%	32	0	0
Write-in	0	0.00%	0	0	0
Total	32	100.00%	32	0	0
Commissioner of the Bureau of Labor and Industries (Vote for 1)					
69 ballots (0 over voted ballots, 0 overvotes, 18 blank voted), 223 registered voters, turnout 30.94%					
Lou Ogden	28	54.90%	28	0	0
Val Hoyle	13	25.49%	13	0	0
Jack Howard	9	17.65%	9	0	0
Write-in	1	1.96%	1	0	0
Total	51	100.00%	51	0	0
Judge of the Supreme Court, Position 3 (Vote for 1)					
69 ballots (0 over voted ballots, 0 overvotes, 18 blank voted), 223 registered voters, turnout 30.94%					
Meagan A Flynn	25	49.02%	25	0	0
Van Pounds	23	45.10%	23	0	0
Write-in	3	5.88%	3	0	0
Total	51	100.00%	51	0	0
Judge of the Supreme Court, Position 2 (Vote for 1)					
69 ballots (0 over voted ballots, 0 overvotes, 35 blank voted), 223 registered voters, turnout 30.94%					
Rebecca Duncan	30	88.24%	30	0	0
Write-in	4	11.76%	4	0	0
Total	34	100.00%	34	0	0
Judge of the Court of Appeals, Position 10 (Vote for 1)					
69 ballots (0 over voted ballots, 0 overvotes, 19 blank voted), 223 registered voters, turnout 30.94%					
Kyle L Krohn	27	54.00%	27	0	0
Rex Armstrong	22	44.00%	22	0	0
Write-in	1	2.00%	1	0	0
Total	50	100.00%	50	0	0
Judge of the Court of Appeals, Position 6 (Vote for 1)					
69 ballots (0 over voted ballots, 0 overvotes, 37 blank voted), 223 registered voters, turnout 30.94%					
James (Jim) C Egan	28	87.50%	28	0	0
Write-in	4	12.50%	4	0	0
Total	32	100.00%	32	0	0
Judge of the Court of Appeals, Position 9 (Vote for 1)					
69 ballots (0 over voted ballots, 0 overvotes, 37 blank voted), 223 registered voters, turnout 30.94%					
Erika Hadlock	28	87.50%	28	0	0
Write-in	4	12.50%	4	0	0
Total	32	100.00%	32	0	0

Choice	Votes	Vote %	AB	ED	EV
Judge of the Circuit Court, 7th District, Position 1 (Vote for 1)					
69 ballots (0 over voted ballots, 0 overvotes, 35 blank voted), 223 registered voters, turnout 30.94%					
John A Olson	28	82.35%	28	0	0
Write-in	6	17.65%	6	0	0
Total	34	100.00%	34	0	0
Commissioner Position #1 (Vote for 1)					
69 ballots (0 over voted ballots, 0 overvotes, 15 blank voted), 223 registered voters, turnout 30.94%					
Roy Justesen	36	66.67%	36	0	0
Scott Hege	18	33.33%	18	0	0
Write-in	0	0.00%	0	0	0
Total	54	100.00%	54	0	0
Commissioner Position #3 (Vote for 1)					
69 ballots (0 over voted ballots, 0 overvotes, 10 blank voted), 223 registered voters, turnout 30.94%					
Kathy Schwartz	32	54.24%	32	0	0
Rod Runyon	26	44.07%	26	0	0
Write-in	1	1.69%	1	0	0
Total	59	100.00%	59	0	0
PCP - Precinct 14, Male, Democrat (DEM) (Vote for 1)					
11 ballots (0 over voted ballots, 0 overvotes, 11 blank voted), 32 registered voters, turnout 34.38%					
Write-in	0	0.00%	0	0	0
Total	0	0.00%	0	0	0
PCP - Precinct 14, Female, Democrat (DEM) (Vote for 1)					
11 ballots (0 over voted ballots, 0 overvotes, 11 blank voted), 32 registered voters, turnout 34.38%					
Write-in	0	0.00%	0	0	0
Total	0	0.00%	0	0	0
PCP - Precinct 14, Male, Republican (REP) (Vote for 1)					
46 ballots (0 over voted ballots, 0 overvotes, 44 blank voted), 92 registered voters, turnout 50.00%					
Write-in	2	100.00%	2	0	0
Total	2	100.00%	2	0	0
PCP - Precinct 14, Female, Republican (REP) (Vote for 1)					
46 ballots (0 over voted ballots, 0 overvotes, 46 blank voted), 92 registered voters, turnout 50.00%					
Write-in	0	0.00%	0	0	0
Total	0	0.00%	0	0	0
Measure 33-94 White River Health District (Vote for 1)					
22 ballots (0 over voted ballots, 0 overvotes, 2 blank voted), 53 registered voters, turnout 41.51%					
Yes	15	75.00%	15	0	0
No	5	25.00%	5	0	0
Total	20	100.00%	20	0	0

Wasco County, Primary May 15, 2018, Official Write-In Abstract

Contest: **Governor (IND)**


		Precinct													
	Total	01	02	03	04	05	06	07	08	09	10	11	12	13	14
Candace Neville															
Total Votes	1	1	0	0	0	0	0	0	0	0	0	0	0	0	0
Daniel Bonham															
Total Votes	1	0	0	0	1	0	0	0	0	0	0	0	0	0	0
Glen Wooldridge															
Total Votes	1	0	0	0	0	0	0	0	0	0	0	0	0	1	0
Greg Walden															
Total Votes	1	0	0	0	1	0	0	0	0	0	0	0	0	0	0
Greg Wooldridge															
Total Votes	13	2	2	2	1	0	3	0	1	0	1	0	1	0	0
John Edwards III															
Total Votes	1	1	0	0	0	0	0	0	0	0	0	0	0	0	0
Kate Brown															
Total Votes	12	1	5	2	2	0	0	0	0	2	0	0	0	0	0
Knute Buehler															
Total Votes	46	6	7	6	7	0	1	7	1	6	0	0	4	0	1
Nancy C Hein															
Total Votes	1	0	0	0	0	0	0	0	0	0	1	0	0	0	0
Sam Carpenter															
Total Votes	8	0	1	2	0	3	0	1	0	0	1	0	0	0	0
Jeff Smith															
Total Votes	1	0	0	0	0	0	0	0	0	1	0	0	0	0	0
Paul J Romero Jr															
Total Votes	1	0	0	0	0	0	0	0	0	1	0	0	0	0	0
Total	87	11	15	12	12	3	4	8	2	10	3	0	5	1	1

I, Lisa Gambee, Wasco County Clerk, do hereby certify that the votes recorded on this report correctly summarize the tally of votes cast at the May 15, 2018 Primary Election.

Dated this 4th day of June 2018.

Lisa Gambee

Lisa Gambee
Wasco County Clerk



Wasco County, Primary May15-2018, Official Write-in Abstract

Contest: **State Representative, 57th District (IND)**

	Total	Precinct	
		11	12
Greg Smith			
Total Votes	3	1	2

I, Lisa Gambee, Wasco County Clerk, do hereby certify that the votes recorded on this report correctly summarize the tally of votes cast at the May 15, 2018 Primary Election.

Dated this 4th day of June 2018.

Lisa Gambee

Lisa Gambee
Wasco County Clerk



Wasco County, Primary May15-2018, Official Write-in Abstract

Contest:

State Representative, 57th District (DEM)


		Precinct		
	Total	11	12	13
<hr/>				
Write-in Votes - Misc/Cartoon				
Total Votes	1	0	1	0
Barry Kepner				
Total Votes	1	0	1	0
Denise M Harrison				
Total Votes	2	2	0	0
Joshua Packer				
Total Votes	1	0	1	0
Greg Smith				
Total Votes	1	0	0	1
Billy Franklin				
Total Votes	1	0	0	1
<hr/>				
Total	7	2	3	2

I, Lisa Gambee, Wasco County Clerk, do hereby certify that the votes recorded on this report correctly summarize the tally of votes cast at the May 15, 2018 Primary Election.

Dated this 4th day of June 2018.

Lisa Gambee

Lisa Gambee
Wasco County Clerk



Wasco County, Primary May15-2018, Official Write-in Abstract

Contest: State Representative, 59th District (IND)

		Precinct									
	Total	01	02	03	04	05	06	07	08	09	10
Write-in Votes - Misc/Cartoon											
Total Votes	1	0	0	0	0	0	1	0	0	0	0
Aurora del Vel											
Total Votes	1	0	0	0	1	0	0	0	0	0	0
Charles Hardin											
Total Votes	1	0	0	0	0	0	0	1	0	0	0
Cliff Bentz											
Total Votes	1	0	0	0	0	1	0	0	0	0	0
Daniel Bonham											
Total Votes	37	9	7	7	5	1	1	3	2	1	1
Darcy Long-Curtiss											
Total Votes	12	1	6	3	0	1	1	0	0	0	0
David C Crawford											
Total Votes	1	0	1	0	0	0	0	0	0	0	0
John Schwartz											
Total Votes	1	0	0	1	0	0	0	0	0	0	0
Michael E Palmer											
Total Votes	1	0	0	0	0	0	1	0	0	0	0
Nancy C Hein											
Total Votes	1	0	0	0	0	0	0	0	0	0	1
Richard A Carlone											
Total Votes	1	0	0	1	0	0	0	0	0	0	0
Solea Kabakov											
Total Votes	1	0	1	0	0	0	0	0	0	0	0
Aaron Quackenbush											
Total Votes	1	1	0	0	0	0	0	0	0	0	0
Total	60	11	15	12	6	3	4	4	2	1	2

I, Lisa Gambee, Wasco County Clerk, do hereby certify that the votes recorded on this report correctly summarize the tally of votes cast at the May 15, 2018 Primary Election.

Dated this 4th day of June 2018.



Lisa Gambee
Wasco County Clerk

Write-In Only


DATE OF ELECTION 15-May-18		STATE OF OREGON, COUNTY OF WASCO PRIMAY ELECTION ABSTRACT DEMOCRAT							
OFFICE OR MEASURE Prec Committeeperson MALE		PRECINCT NUMBER							
	1	2	3	4	5	6	7	8	Total
Warren, Brandon	1								1
Harris, Bruce	1								1
Smith, Clay	1								1
Wilson, Dennis L	1								1
Leatherbury, Dick	1								1
Nielsen, Eric	1								1
Habberstad, James	1								1
Tibbets, Les	1								1
Ballinger, Michael	1								1
Brady, Philip	1								1
Eieto, Rita	1								1
Huante, Rod	1								1
Jupe, Steven	1								1
O'Neill, Tim	1								1
Lawson, Tom	1								1
Tissot, Antoine		2							2
Heachrel, Bob		1							1
Portwood, Dan		1							1
Sagona, Dominic		1							1
Warren, Donald		1							1
Vercouteren, Karl		1							1
Campbell, Kevin		1							1
Chan, Koda		1							1
Keyes, Merle		1							1
Ballinger, Michael		3							3
Lyddon, Phil		1							1
Runyon, Rod		3							3
Lavell, Tedd		1							1
Armentrout, Terry		1							1
Coats, Tom		1							1
Krueger, Tom		1							1
Eieto, Vern		2							2
Myerson, Dean		1							1
Kabakov, Solea		1							1
Long-Curtiss, Darcy		1							1
Lennox, Bill		1							1
McNary, Robert		1							1
Park, Gene		1							1
Chrisman, Jay		1							1
Depaepe, Ed		1							1
Quiroz, Ismael		1							1
Krummerich, Connie		1							1
Schectel, Tim		1							1
Rivers, Bill			2						2
Heachrel, Bob			1						1
Kenyon, Bob			1						1

Write-In Only

DATE OF ELECTION 15-May-18		STATE OF OREGON, COUNTY OF WASCO PRIMAY ELECTION ABSTRACT DEMOCRAT							
OFFICE OR MEASURE Prec Committeeperson MALE		PRECINCT NUMBER							
	1	2	3	4	5	6	7	8	Total
Schwartz, Bruce			1						1
McManus, Dylan			1						1
Borghese, Frank			1						1
Dunning, Gary			1						1
Howard, Jack			1						1
White, Jack			1						1
Frazier, Jerry			1						1
Donovan, John			2						2
Nelson, John			1						1
Perryman, Kendall			2						2
Perryman, Kenneth			1						1
Wyatt, Larry			1						1
Klembes, Matthew			2						2
Stice, Nathaniel			1						1
Wostel, Brandy			1						1
Denning, Robert			1						1
Runyon, Rod			1						1
Stevess, Rod			1						1
Justesen, Roy			1						1
McKay, Scott			2						2
Kabakov, Solea			1						1
Light, Steve			1						1
Schectel, Tim			1						1
Wells, Tim			1						1
Haines, Wes			1						1
Corson, Curt			1						1
Kaiser, Courtney			1						1
Rathke, Rita			1						1
Kramer, Denny				1					1
Nelson, Ed				1					1
Stephens, George				1					1
Harris, James E				2					2
Cyphers, James G				1					1
Kramer, Kevin				1					1
Terry, Kyle				1					1
Sweat, Reggie				1					1
Thouvenel, Robert				1					1
Ford, Robert W				1					1
Rupert, Ryan				2					2
Terry, Scott				2					2
Murray, Steve				2					2
Arends, Tim				1					1
Heachrel, Bob				1					1
Cole, Randy				1					1
Obama, Barack					1				1


Write-In Only

DATE OF ELECTION 15-May-18		STATE OF OREGON, COUNTY OF WASCO PRIMAY ELECTION ABSTRACT DEMOCRAT								
OFFICE OR MEASURE Prec Committee		PERSON MALE								
		PRECINCT NUMBER								
		1	2	3	4	5	6	7	8	Total
Mason, Dave						1				1
Hoffman, Donald						1				1
Elliott, Jeremy						1				1
Nelson, John						1				1
Haythorn, Joseph						2				2
Harmon, Mark						1				1
Carroll, Ron						1				1
McCabe, Kevin						1				1
Snodgrass, Jary						1				1
Gilhousen, John Mark							1			1
Lennox, Bill								1		1
Parker, Gene								1		1
Wood, John Chip								1		1
Ryan, Kevin								1		1
Thomas, Sterling								1		1
Steele, Dave									2	2
		17	38	42	28	21	13	19	18	196
I certify the votes recorded on this abstract correctly summarize the tally of write-in votes cast at the election indicated.						Signature of Clerk <i>Lisa Gamble</i>		Date of Abstract <i>6/4/18</i>		



Write-In Only

DATE OF ELECTION 15-May-18		STATE OF OREGON, COUNTY OF WASCO PRIMAY ELECTION ABSTRACT DEMOCRAT						
OFFICE OR MEASURE Prec Committeeperson MALE		PRECINCT NUMBER						
	9	10	11	12	13	14		Total
Duling, Jerry	1							1
Davis, Patrick PJ	1							1
Martinez, Dan		1						1
Sanders, Jeffery		1						1
Chambers, Zach		1						1
Kepner, Barry				1				1
Mead, Benjamin				1				1
Wood, Chip				1				1
Packer, Joshua				1				1
Lyon, Richard				1				1
Kelly, Michael H				1				1
Franklin, Billy					1			1
	2	3		6	1			12
I certify the votes recorded on this abstract correctly summarize the tally of write-in votes cast at the election indicated.					Signature of Clerk <i>Lisa Gamber</i>		Date of Abstract <i>6/4/18</i>	




Write-In Only

DATE OF ELECTION 15-May-18		STATE OF OREGON, COUNTY OF WASCO PRIMAY ELECTION ABSTRACT DEMOCRAT								
OFFICE OR MEASURE										
Prec	Committeeperson FEMALE	PRECINCT NUMBER								
		1	2	3	4	5	6	7	8	Total
Keyes, Abbey		1								1
Leatherbury, Ann		1								1
Tolfaye, Barbara		1								1
Bailey, Bridget		1								1
Gorsuch, Grace		1								1
Thompson, Heather		1								1
Dobo, Kelsey J		1								1
Young, Lettie		1								1
Harris, Lorraine		1								1
Browning, Lowry		1								1
Keys, Tammy		1								1
Eieto, Vern		1								1
Krueger, Beverly			1							1
McLean, Cindy			1							1
Ballinger, Colleen			1							1
Ferrer, Debra			1							1
Wallace, Lisa			1							1
Sanders, Nadine			1							1
Mason, Raz			2							2
Griffith, Rhiannon			1							1
Miller, Roberta			1							1
Heachrel, Sandy			1							1
Smith, Serena			2							2
Martin, Shirley			2							2
Dirks, Theresa			1							1
Johnson, Widge			1							1
Young, Katherine			2							2
Pashek, Barbara			1							1
Blake Gabay, Susan			1							1
Steel, Kaitlyn			1							1
Sanders, Ayrn			1							1
DePaepe, Deann			1							1
Priore, Amity				1						1
Frazier, Ann				1						1
Feriante, Audrey				1						1
Pippinich, Carrie				1						1
Krummerich, Connie				1						1
Dunning, Delores				1						1
Kimsey, Gretche				1						1
Carpenter, Holly				1						1
Vercouteren, Jean				1						1
Spencer, Jessica				1						1
Schwartz, Kathy				1						1
Perryman, Kendall				1						1
Klebes, Krystal				3						3

Write-In Only

DATE OF ELECTION 15-May-18		STATE OF OREGON, COUNTY OF WASCO PRIMAY ELECTION ABSTRACT DEMOCRAT							
OFFICE OR MEASURE Prec Committeeperson FEMALE		PRECINCT NUMBER							
	1	2	3	4	5	6	7	8	Total
Petroff Light, Laurie			1						1
Farquharsen, Lisa			1						1
Beare-Kelly, Mairead			2						2
Perryman, Monica			3						3
Rathke, Rita			1						1
Heachrel, Sandy			2						2
Borrego, Sloane			1						1
Kabakov, Solea			1						1
Reineccius, Paul			1						1
Paulk, Amanda				1					1
Byers, Annette				1					1
Toll, Carmen				1					1
Lortz, Cecelia				2					2
Panico-Terry, Dina				3					3
Stevens, Heather				1					1
Murray, Karen				3					3
Curtiss, Leann				1					1
Thouvenel, Mary Beth				1					1
Harris, Mary Ellen				2					2
Rooper, Nancy				2					2
Russell, Nancy				1					1
Cyphers, Sharon				1					1
Gabay, Susan				1					1
Stephens, Tanis				1					1
Commini, Lorrie				1					1
Long-Curtiss, Darcy				1					1
Schwartz, Kathy				1					1
Vipperman, Cindy				1					1
Long-Curtiss, Darcy					1				1
Sacamano, Linda					1				1
Mason, Ruby					1				1
Kabakov, Solea					1				1
Hoffman, Susan					1				1
Montgomery, Rinda					1				1
Buchanan, Sondra							1		1
	13	26	31	30	11		8		119
I certify the votes recorded on this abstract correctly summarize the tally of write-in votes cast at the election indicated.					Signature of Clerk <i>Liza Gambell</i>		Date of Abstract <i>6/4/18</i>		



Write-In Only

DATE OF ELECTION 15-May-18		STATE OF OREGON, COUNTY OF WASCO PRIMAY ELECTION ABSTRACT DEMOCRAT						
OFFICE OR MEASURE Prec Committee person FEMALE		PRECINCT NUMBER						
	9	10	11	12	13	14		Total
Keeler, Harlie	1							1
Birch, Jamie	1							1
Duling, Tonya	1							1
Gardier, Calley		1						1
Cruz, Caroline		1						1
Knapp, Sue		1						1
Kelly, Anne E				2				2
Utley, Hannah R				1				1
Schreiber-Lyon, Jo				1				1
Booth, Kristen				1				1
Utley, Natasha L				1				1
Franklin, Billy					1			1
	3	3		6	1			13
I certify the votes recorded on this abstract correctly summarize the tally of write-in votes cast at the election indicated.					Signature of Clerk <i>Lisa Gamble</i>		Date of Abstract <i>6/4/18</i>	




Write-In Only

DATE OF ELECTION 15-May-18	STATE OF OREGON, COUNTY OF WASCO PRIMAY ELECTION ABSTRACT REPUBLICAN								
OFFICE OR MEASURE Prec Committeeperson	PRECINCT NUMBER								
	1	2	3	4	5	6	7	8	Total
McGaughey, David	3								3
Haugen, Jason Andrew	1								1
Brown, Ross	1								1
Rosette, Ross	1								1
Misc		1							1
Labrousse, Art		2							2
Knopf, Brent E		1							1
Pink, Casey		1							1
Covert, Chuck		1							1
Kelsey, Dan		1							1
Johnson, Ed		1							1
Hayes, Gilbert		1							1
Hay, Jack		2							2
Corey, Jason		2							2
Smith, Jeff		1							1
Wilcox, Jim		1							1
Schwartz, Kathy		1							1
Hendon, Kelly		1							1
Buehler, Knute		1							1
Jones, LaMont		1							1
Lutz, Mark		1							1
Byrne, Michael		1							1
Bennett, Mike		1							1
Courtney, Mike		1							1
Foote, Phil		3							3
Labrousse, Steven		1							1
Foster, Tim		1							1
Gibbons, Timothy W		1							1
Thompson, Tom		1							1
Tuove, Wayne		1							1
Pielli, William		1							1
Wagenblast, David		1							1
Farquharsen, Jon		1							1
Willis, Tim		1							1
Martin, Alan		1							1
Misc			1						1
Gordon, Allen			1						1
Corson, Curt			1						1
Olson, Don			1						1
McAllister, Guy			1						1
Porter-Tibbets, Lester			1						1
Skinner, McLeod			1						1
Byrne, Michael			1						1
Menzie, Randy			1						1
Dray, Richard			1						1

Write-In Only

DATE OF ELECTION 15-May-18		STATE OF OREGON, COUNTY OF WASCO PRIMAY ELECTION ABSTRACT REPUBLICAN								
OFFICE OR MEASURE Prec Committeeperson	PRECINCT NUMBER								Total	
	MALE 1	2	3	4	5	6	7	8		
Hyde, Sam			2						2	
Sams, Stephen			2						2	
Rosenburg, Ted			2						2	
Foster, Timothy			1						1	
Highfield, Chris			1						1	
Hill, Clinton				1					1	
Larsen, Dan				1					1	
Handley, Jeff				2					2	
Green, Jim				1					1	
Renard, Larry				1					1	
Rotter, Matthew A				4					4	
Wilson, Steve				1					1	
Martin, Tara				1					1	
Wilson, Tom				4					4	
Hawksley, Kim				1					1	
Trump, Donald				1					1	
Pence, Mike				1					1	
Johnson, Greg				1					1	
Ashley, Charles				1					1	
Elliott, Taner				1					1	
Elliott, Shane				1					1	
Molesworth, Bryce					1				1	
Garcia, Dan					1				1	
Patton, Fred					1				1	
Swanson, Gary					1				1	
Anderson, Jack					1				1	
Deg Jr, Leo A					1				1	
Sanders, Martin					1				1	
Caldwell, Michael					1				1	
French, Rod					1				1	
Berthold, Rodney					2				2	
Denonthenes, Stephen					1				1	
Ashmore, Tom					1				1	
Ellett, Vance					1				1	
Hamilton, Victor					2				2	
McKay, Scott					1				1	
Chandler, Ian					1				1	
	7	38	21	27	23				116	

I certify the votes recorded on this abstract correctly summarize the tally of write-in votes cast at the election indicated.	Signature of Clerk <i>Lisa Gamble</i>	Date of Abstract <i>6/4/2018</i>
---	--	-------------------------------------



Write-In Only

DATE OF ELECTION 15-May-18		STATE OF OREGON, COUNTY OF WASCO PRIMARY ELECTION ABSTRACT REPUBLICAN						
OFFICE OR MEASURE Prec Committee	person	PRECINCT NUMBER						
	MALE	9	10	11	12	13	14	Total
Manning, Brian		1						1
Shepherd, Stan		1						1
Hellm, Gil		1						1
Duling, Jerry		1						1
Misc		2						2
Ford, Casey			1					1
Burgener, Jeff			1					1
Romero Jr, Paul J			2					2
Pollock, Randy			1					1
Justesen, Roy			1					1
Sheppard, Stan			1					1
Odom, Wayne			1					1
Shirley, Jesse			1					1
DePriest, Cory					1			1
Farquharsen, Jon					1			1
Kortge, Richard					3			3
Kramer, Steve					2			2
Bailey, Coby					1			1
Ashley, Brandon						1		1
Eaton, Gary							2	2
		6	9		8	1	2	26
I certify the votes recorded on this abstract correctly summarize the tally of write-in votes cast at the election indicated.					Signature of Clerk <i>Lisa Gamber</i>		Date of Abstract <i>6/4/18</i>	



Write-In Only

DATE OF ELECTION 15-May-18	STATE OF OREGON, COUNTY OF WASCO PRIMAY ELECTION ABSTRACT REPUBLICAN								
OFFICE OR MEASURE Prec Committeeperson FEMALE	PRECINCT NUMBER								
	1	2	3	4	5	6	7	8	Total
Schofield, Cherida	1								1
Haugen, Christina	1								1
Darcy, Curtiss	1								1
Smith, Karen J	1								1
McGaughey, Lori	1								1
Warneking, Lori	2								2
Silaphath, Michon	1								1
Roderick, Carol		2							2
Labrousse, Celinda		2							2
Treharne, Chelsea		1							1
Kilkenny, Ellen		1							1
Knopf, Karen S		1							1
Schwartz, Kathy		1							1
Knopf, Kimbory R		1							1
Corey, Kristal		3							3
Stiles, Lori		3							3
Kelsey, Martha		1							1
Hait, Nacy		1							1
Smith, Pat		1							1
Fairdo, Paula		1							1
Duncan, Rebecca		1							1
Edwards, Bonnie		1							1
Morehouse, Mary		1							1
Wollam, Jennifer		1							1
Long-Curtiss, Darcy		1							1
Kabakov, Solea		1							1
Leatherbury, Ann			2						2
Stacey, Avie			1						1
Smith, Cathy			1						1
Frederick, Cheryl			1						1
France, Darlien			3						3
Sams, Donna			2						2
Waters, Dorothy			1						1
Howe, E J			2						2
Bisbing, Elvis			1						1
Menzie, Janice			1						1
Bonham, Jennifer			3						3
Harris, Jocelyn			1						1
Martin, Kathy			1						1
Bonham, Lori Lynn			3						3
Corson, Lucinda			1						1
Wilcox, Lynn			1						1
Caldwell, Rosalba			1						1
Olson, Teresa			1						1
Rector, Val			1						1
Rumfield, Vickie			1						1
Perryman, Monica			1						1
Hoffman, Stephany			1						1
Sonnabend, Cheryl			1						1

Write-In Only

DATE OF ELECTION 15-May-18		STATE OF OREGON, COUNTY OF WASCO PRIMAY ELECTION ABSTRACT REPUBLICAN							
OFFICE OR MEASURE Prec Committeeperson FEMALE		PRECINCT NUMBER							
	1	2	3	4	5	6	7	8	Total
Kontor, Carmen				1					1
Cobb, Charleen				1					1
Rotter, Julie A				4					4
Timmons, Kristine M				4					4
Carrol, Laura				1					1
Green, Linda				1					1
Pyles, Linda				1					1
Wilson, Michelle				4					4
Larsen, Portia				1					1
Prince, Tiffany				1					1
Sanders-Nuchlehe, Sara				1					1
Conway, Kellyanne				1					1
Rice, Susan				1					1
Hege, Betsy				1					1
Johnson, Kim				1					1
Molesworth, Allene					1				1
French, Cindy					1				1
Hardy, Cindy					1				1
Morriss, Gayle					1				1
Simon, Jan					1				1
Herman, Jane					2				2
Greer, Jennifer					1				1
Hamilton, Joan					2				2
Ashmore, Kay					2				2
Raiser, Kendra					2				2
Elliott, Linda					1				1
Sanders, Martin					1				1
Anderson, Sara					1				1
Kennedy, Sue					1				1
Buchanan, Sondra					2				2
Schwartz, Kathy					1				1
Campanella, Sararose					1				1
Buchanan, Sondra							2		2
TOTAL	9	27	35	28	27		9		135

I certify the votes recorded on this abstract correctly summarize the tally of write-in votes cast at the election indicated.	Signature of Clerk <i>Lisa Gambel</i>	Date of Abstract <i>6/4/18</i>
---	--	-----------------------------------



Write-In Only

DATE OF ELECTION 15-May-18		STATE OF OREGON, COUNTY OF WASCO PRIMAY ELECTION ABSTRACT REPUBLICAN						
OFFICE OR MEASURE Prec Committeeperson FEMALE		PRECINCT NUMBER						
	9	10	11	12	13	14		Total
Speck, Marian	1							1
Duling, Tonya	1							1
Schwartz, Kathy		2						2
Flynn, Meagan		1						1
Morelli, Sara		1						1
McCorkle, Sylvia		1						1
Hoyle, Val		1						1
Holliday, Sherry		1						1
Ashley, Pam		1						1
Elam, Christina				1				1
France, Darlien				1				1
Burnap, Janet				2				2
Urness, Judy				1				1
Kortge, Mary Ann				3				3
Shaw, Stephanie				1				1
Brumley, Tonya				2				2
Bailey, Patty				1				1
TOTAL	2	8		12				22
I certify the votes recorded on this abstract correctly summarize the tally of write-in votes cast at the election indicated.				Signature of Clerk <i>Lisa Gambel</i>		Date of Abstract <i>6/4/18</i>		

