

Washington County Accumulated
Write in
May 15, 2018 Primary Election



Independent Party

| Contest | First Name | Middle | Last Name | Write in votes |
|------------------------------------|---------------|--------|-----------------|----------------|
| US Congressional District 1 | Suzanne | | Bonamici | 243 |
| | John | | Verbeek | 153 |
| | George | | Griffith | 133 |
| | Miscellaneous | | | 194 |
| | Total | | | 723 |
| Governor | Knute | | Buehler | 568 |
| | Kate | | Brown | 331 |
| | Sam | | Carpenter | 124 |
| | Greg | C | Wooldridge | 121 |
| | Miscellaneous | | | 78 |
| | Total | | | 1222 |
| State Senate District 13 | Kim | | Thatcher | 61 |
| | Sarah | | Grider | 14 |
| | Paul | | Diller | 13 |
| | Miscellaneous | | | 7 |
| | Total | | | 95 |
| State Senate District 15 | Alexander | | Flores | 80 |
| | Chuck | | Riley | 59 |
| | Monte | | Akers | 59 |
| | Sam | | Cone | 2 |
| | Miscellaneous | | | 17 |
| | Total | | | 217 |
| State Senate District 16 | Betsy | | Johnson | 11 |
| | Miscellaneous | | | 4 |
| | Total | | | 15 |
| State Senate District 17 | Elizabeth | | Steiner Hayward | 65 |
| | Cidney | | Wrisley | 2 |
| | Michael | C | Estes | 2 |
| | Michelle | | Montiero | 2 |
| | Robert | D | Fisher | 2 |
| | Miscellaneous | | | 20 |
| | Total | | | 93 |
| State Senate District 19 | David | | Poulson | 16 |
| | Rob | | Wagner | 15 |
| | Cole | | Vessey | 2 |
| | Miscellaneous | | | 5 |
| | Total | | | 38 |

| | | | | |
|-------------------------|---------------|---------|-----------|------------|
| State Representative 24 | Rob | | Noble | 9 |
| | Bill | | Post | 3 |
| | Miscellaneous | | | 1 |
| Total | | | | 13 |
| State Representative 25 | | | | 0 |
| | | | | |
| State Representative 26 | A | Richard | Vial | 57 |
| | Ryan | | Spiker | 21 |
| | Dan | | Laschober | 13 |
| | Miscellaneous | | | 12 |
| Total | | | | 103 |
| State Representative 28 | Jeff | | Barker | 33 |
| | Miscellaneous | | | 20 |
| Total | | | | 53 |
| State Representative 29 | David | | Molina | 65 |
| | Susan | | McLain | 40 |
| | Miscellaneous | | | 14 |
| Total | | | | 119 |
| State Representative 30 | Janeen | | Sollman | 46 |
| | Dorothy | | Merritt | 21 |
| | Miscellaneous | | | 17 |
| Total | | | | 84 |
| State Representative 31 | Brad | | Witt | 7 |
| | Brian | | Stout | 4 |
| | Miscellaneous | | | 2 |
| Total | | | | 13 |
| State Representative 33 | Mitch | | Greenlick | 22 |
| | Elizabeth | | Reye | 11 |
| | Miscellaneous | | | 10 |
| Total | | | | 43 |
| State Representative 34 | Ken | | Helm | 27 |
| | Michael | | Ngo | 7 |
| | Miscellaneous | | | 14 |
| Total | | | | 48 |
| State Representative 35 | Bob | | Niemeyer | 31 |
| | Margaret | | Doherty | 23 |
| | Miscellaneous | | | 9 |
| Total | | | | 63 |
| State Representative 37 | Julie | | Parrish | 28 |
| | Rachel | | Prusak | 13 |
| | Miscellaneous | | | 8 |

Republican Party

| Contest | First Name | Middle | Last Name | Write in votes |
|---------------------------------|---------------|--------|-----------------|----------------|
| State Senate District 16 | Betsy | | Johnson | 176 |
| | Joshua | | Bostwick | 4 |
| | Sam | | Carpenter | 3 |
| | Theresa | K | Walsh | 3 |
| | Miscellaneous | | | 67 |
| | Total | | | 253 |
| State Senate District 17 | Elizabeth | | Steiner Hayward | 17 |
| | Sherrie | | Sprenger | 10 |
| | John | | Verbeek | 9 |
| | Miscellaneous | | | 255 |
| | Total | | | 291 |
| State Representative 27 | Brian | | Pierson | 370 |
| | Sheri | | Malstrom | 37 |
| | Miscellaneous | | | 115 |
| | Total | | | 522 |
| State Representative 28 | Jeff | | Barker | 23 |
| | Gary | | Carlson | 5 |
| | Sam | | Carpenter | 4 |
| | Chelsea | | McCombs | 4 |
| | Miscellaneous | | | 191 |
| | Total | | | 227 |

Democrat

| Contest | First Name | Middle | Last Name | Write in votes |
|--------------------------------|---------------|--------|------------|----------------|
| State Representative 24 | Ron | | Noble | 30 |
| | Sandra | | Jafarzadeh | 3 |
| | Miscellaneous | | | 49 |
| Total | | | | 82 |



Statement of Votes Cast by Geography
Washington County, May, 15 2018 Primary
All Precincts, All Districts, All ScanStations, All Contests, All Boxes
Official Results

Page: 1 of 10
2018-06-04
16:36:21

Total Ballots Cast: 109140, Registered Voters: 348505, Overall Turnout: 31.32%

| Choice | Votes | Vote % |
|--------|-------|--------|
|--------|-------|--------|

All District Categories

All Districts

US Representative, District 1 (DEM) (Vote for 1)

52266 ballots (40 over voted ballots, 40 overvotes, 3172 blank voted), 130735 registered voters, turnout 39.98%

| | | |
|----------------------|-------|---------|
| Ricky Barajas | 1900 | 3.87% |
| Suzanne Bonamici | 45244 | 92.23% |
| Michael E Stansfield | 1681 | 3.43% |
| Write-In | 229 | 0.47% |
| Total | 49054 | 100.00% |

US Representative, District 1 (IND) (Vote for 1)

3469 ballots (0 over voted ballots, 0 overvotes, 2746 blank voted), 14741 registered voters, turnout 23.53%

| | | |
|----------|-----|---------|
| Write-In | 723 | 100.00% |
| Total | 723 | 100.00% |

US Representative, District 1 (REP) (Vote for 1)

35546 ballots (30 over voted ballots, 30 overvotes, 8436 blank voted), 83574 registered voters, turnout 42.53%

| | | |
|-------------------|-------|---------|
| John Verbeek | 14024 | 51.79% |
| George Griffith | 11026 | 40.72% |
| Preston L. Miller | 1793 | 6.62% |
| Write-In | 237 | 0.88% |
| Total | 27080 | 100.00% |

Governor (DEM) (Vote for 1)

52204 ballots (32 over voted ballots, 32 overvotes, 2626 blank voted), 130735 registered voters, turnout 39.93%

| | | |
|-----------------|-------|---------|
| Ed Jones | 3138 | 6.33% |
| Kate Brown | 42551 | 85.88% |
| Candace Neville | 3161 | 6.38% |
| Write-In | 696 | 1.40% |
| Total | 49546 | 100.00% |

Governor (IND) (Vote for 1)

3469 ballots (1 over voted ballots, 1 overvotes, 1110 blank voted), 14741 registered voters, turnout 23.53%

| | | |
|----------------------|------|---------|
| Dan (Mr P) Plstoresl | 186 | 7.89% |
| Skye J Allen | 211 | 8.95% |
| Patrick Starnes | 739 | 31.34% |
| Write-In | 1222 | 51.82% |
| Total | 2358 | 100.00% |

Governor (REP) (Vote for 1)

35535 ballots (82 over voted ballots, 82 overvotes, 2061 blank voted), 83574 registered voters, turnout 42.52%

| | | |
|-------------------|-------|---------|
| Knute Buehler | 17587 | 52.67% |
| Keenan W Bohach | 91 | 0.27% |
| Greg C Wooldridge | 7220 | 21.62% |
| Jon I Edwards III | 94 | 0.28% |
| David W Stauffer | 285 | 0.85% |
| Jeff Smith | 537 | 1.61% |
| Jack W Tacy | 62 | 0.19% |
| Brett Hyland | 98 | 0.29% |
| Bruce Cuff | 407 | 1.22% |
| Sam Carpenter | 6788 | 20.33% |
| Write-In | 223 | 0.67% |
| Total | 33392 | 100.00% |

State Senator, 13th District (DEM) (Vote for 1)

4140 ballots (2 over voted ballots, 2 overvotes, 655 blank voted), 11181 registered voters, turnout 37.03%

| | | |
|--------------|------|--------|
| Paul Diller | 2030 | 58.28% |
| Sarah Grider | 1428 | 41.00% |
| Write-In | 25 | 0.72% |



Statement of Votes Cast by Geography
Washington County, May, 15 2018 Primary
All Precincts, All Districts, All ScanStations, All Contests, All Boxes
Official Results

Page: 2 of 10
2018-06-04
16:36:21

Total Ballots Cast: 109140, Registered Voters: 348505, Overall Turnout: 31.32%

| Choice | Votes | Vote % |
|--------|-------|---------|
| Total | 3483 | 100.00% |

State Senator, 13th District (IND) (Vote for 1)

4167 ballots (0 over voted ballots, 0 overvotes, 215 blank voted), 1538 registered voters, turnout 20.16%

| | | |
|----------|----|---------|
| Write-In | 95 | 100.00% |
| Total | 95 | 100.00% |

State Senator, 13th District (REP) (Vote for 1)

4167 ballots (0 over voted ballots, 0 overvotes, 1270 blank voted), 10422 registered voters, turnout 39.89%

| | | |
|--------------|------|---------|
| Kim Thatcher | 2853 | 98.82% |
| Write-In | 34 | 1.18% |
| Total | 2887 | 100.00% |

State Senator, 15th District (DEM) (Vote for 1)

9624 ballots (2 over voted ballots, 2 overvotes, 2132 blank voted), 27461 registered voters, turnout 35.05%

| | | |
|-------------|------|---------|
| Chuck Riley | 7365 | 98.33% |
| Write-In | 125 | 1.67% |
| Total | 7490 | 100.00% |

State Senator, 15th District (IND) (Vote for 1)

662 ballots (0 over voted ballots, 0 overvotes, 445 blank voted), 3320 registered voters, turnout 19.94%

| | | |
|----------|-----|---------|
| Write-In | 217 | 100.00% |
| Total | 217 | 100.00% |

State Senator, 15th District (REP) (Vote for 1)

7437 ballots (10 over voted ballots, 10 overvotes, 853 blank voted), 18173 registered voters, turnout 40.92%

| | | |
|------------------|------|---------|
| Monte Akers | 3141 | 47.78% |
| Alexander Flores | 3399 | 51.70% |
| Write-In | 34 | 0.52% |
| Total | 6574 | 100.00% |

State Senator, 16th District (DEM) (Vote for 1)

1832 ballots (0 over voted ballots, 0 overvotes, 546 blank voted), 4575 registered voters, turnout 40.04%

| | | |
|---------------|------|---------|
| Betsy Johnson | 1257 | 97.74% |
| Write-In | 29 | 2.26% |
| Total | 1286 | 100.00% |

State Senator, 16th District (IND) (Vote for 1)

116 ballots (0 over voted ballots, 0 overvotes, 101 blank voted), 544 registered voters, turnout 21.32%

| | | |
|----------|----|---------|
| Write-In | 15 | 100.00% |
| Total | 15 | 100.00% |

State Senator, 16th District (REP) (Vote for 1)

1985 ballots (0 over voted ballots, 0 overvotes, 1732 blank voted), 4523 registered voters, turnout 43.89%

| | | |
|----------|-----|---------|
| Write-In | 253 | 100.00% |
| Total | 253 | 100.00% |

State Senator, 17th District (DEM) (Vote for 1)

12766 ballots (3 over voted ballots, 3 overvotes, 3457 blank voted), 29323 registered voters, turnout 43.54%

| | | |
|---------------------|------|---------|
| Elizabeth S Hayward | 9248 | 99.38% |
| Write-In | 58 | 0.62% |
| Total | 9306 | 100.00% |

State Senator, 17th District (IND) (Vote for 1)

784 ballots (0 over voted ballots, 0 overvotes, 691 blank voted), 2930 registered voters, turnout 26.76%

| | | |
|----------|----|---------|
| Write-In | 93 | 100.00% |
| Total | 93 | 100.00% |

Statement of Votes Cast by Geography
Washington County, May, 15 2018 Primary
All Precincts, All Districts, All ScanStations, All Contests, All Boxes
Official Results

Page: 3 of 10
2018-06-04
16:36:21

Total Ballots Cast: 109140, Registered Voters: 348505, Overall Turnout: 31.32%

| Choice | Votes | Vote % |
|---|-------|---------|
| State Senator, 17th District (REP) (Vote for 1) | | |
| 6960 ballots (0 over voted ballots, 0 overvotes, 6669 blank voted), 15558 registered voters, turnout 44.74% | | |
| Write-in | 291 | 100.00% |
| Total | 291 | 100.00% |
| State Senator, 19th District (DEM) (Vote for 1) | | |
| 2473 ballots (0 over voted ballots, 0 overvotes, 703 blank voted), 6372 registered voters, turnout 38.81% | | |
| Rob Wagner | 1763 | 99.04% |
| Write-in | 17 | 0.96% |
| Total | 1770 | 100.00% |
| State Senator, 19th District (IND) (Vote for 1) | | |
| 200 ballots (0 over voted ballots, 0 overvotes, 162 blank voted), 896 registered voters, turnout 22.32% | | |
| Write-in | 38 | 100.00% |
| Total | 38 | 100.00% |
| State Senator, 19th District (REP) (Vote for 1) | | |
| 1973 ballots (2 over voted ballots, 2 overvotes, 654 blank voted), 4960 registered voters, turnout 39.78% | | |
| David C Poulson | 1305 | 99.09% |
| Write-in | 12 | 0.91% |
| Total | 1317 | 100.00% |
| State Representative, 24th District (DEM) (Vote for 1) | | |
| 1070 ballots (0 over voted ballots, 0 overvotes, 988 blank voted), 2833 registered voters, turnout 37.77% | | |
| Write-in | 82 | 100.00% |
| Total | 82 | 100.00% |
| State Representative, 24th District (IND) (Vote for 1) | | |
| 84 ballots (0 over voted ballots, 0 overvotes, 71 blank voted), 373 registered voters, turnout 22.52% | | |
| Write-in | 13 | 100.00% |
| Total | 13 | 100.00% |
| State Representative, 24th District (REP) (Vote for 1) | | |
| 1161 ballots (1 over voted ballots, 1 overvotes, 346 blank voted), 2716 registered voters, turnout 42.75% | | |
| Ron Noble | 809 | 99.39% |
| Write-in | 5 | 0.61% |
| Total | 814 | 100.00% |
| State Representative, 25th District (DEM) (Vote for 1) | | |
| 0 ballots (0 over voted ballots, 0 overvotes, 0 blank voted), 2 registered voters, turnout 0.00% | | |
| Dave McCall | 0 | 0.00% |
| Write-in | 0 | 0.00% |
| Total | 0 | 0.00% |
| State Representative, 25th District (IND) (Vote for 1) | | |
| 0 ballots (0 over voted ballots, 0 overvotes, 0 blank voted) | | |
| Write-in | 0 | 0.00% |
| Total | 0 | 0.00% |
| State Representative, 25th District (REP) (Vote for 1) | | |
| 0 ballots (0 over voted ballots, 0 overvotes, 0 blank voted) | | |
| Bill Post | 0 | 0.00% |
| Write-in | 0 | 0.00% |
| Total | 0 | 0.00% |
| State Representative, 26th District (DEM) (Vote for 1) | | |
| 4140 ballots (0 over voted ballots, 0 overvotes, 1258 blank voted), 11179 registered voters, turnout 37.03% | | |
| Ryan Spiker | 2826 | 98.06% |

Statement of Votes Cast by Geography
Washington County, May, 15 2018 Primary
All Precincts, All Districts, All ScanStations, All Contests, All Boxes
Official Results

Page: 4 of 10
2018-06-04
16:36:21

Total Ballots Cast: 109140, Registered Voters: 348505, Overall Turnout: 31.32%

| Choice | Votes | Vote % |
|----------|-------|---------|
| Write-In | 56 | 1.94% |
| Total | 2882 | 100.00% |

State Representative, 26th District (IND) (Vote for 1)

310 ballots (0 over voted ballots, 0 overvotes, 207 blank voted), 1538 registered voters, turnout 20.16%

| | | |
|----------|-----|---------|
| Write-In | 103 | 100.00% |
| Total | 103 | 100.00% |

State Representative, 26th District (REP) (Vote for 1)

4157 ballots (3 over voted ballots, 3 overvotes, 507 blank voted), 10422 registered voters, turnout 39.89%

| | | |
|----------------|------|---------|
| A Richard Vial | 2606 | 71.46% |
| Dan Laschober | 1025 | 28.11% |
| Write-In | 16 | 0.44% |
| Total | 3647 | 100.00% |

State Representative, 27th District (DEM) (Vote for 1)

7805 ballots (1 over voted ballots, 1 overvotes, 2244 blank voted), 17780 registered voters, turnout 43.90%

| | | |
|----------------|------|---------|
| Sheri Malstrom | 5509 | 99.08% |
| Write-In | 51 | 0.92% |
| Total | 5560 | 100.00% |

State Representative, 27th District (IND) (Vote for 1)

458 ballots (0 over voted ballots, 0 overvotes, 237 blank voted), 1714 registered voters, turnout 26.72%

| | | |
|---------------|-----|---------|
| Brian Pierson | 204 | 92.31% |
| Write-In | 17 | 7.69% |
| Total | 221 | 100.00% |

State Representative, 27th District (REP) (Vote for 1)

4029 ballots (0 over voted ballots, 0 overvotes, 3507 blank voted), 8993 registered voters, turnout 44.80%

| | | |
|----------|-----|---------|
| Write-In | 522 | 100.00% |
| Total | 522 | 100.00% |

State Representative, 28th District (DEM) (Vote for 1)

5879 ballots (5 over voted ballots, 5 overvotes, 1581 blank voted), 15799 registered voters, turnout 37.21%

| | | |
|-------------|------|---------|
| Jeff Barker | 4251 | 99.02% |
| Write-In | 42 | 0.98% |
| Total | 4293 | 100.00% |

State Representative, 28th District (IND) (Vote for 1)

379 ballots (0 over voted ballots, 0 overvotes, 326 blank voted), 1694 registered voters, turnout 22.37%

| | | |
|----------|----|---------|
| Write-In | 53 | 100.00% |
| Total | 53 | 100.00% |

State Representative, 28th District (REP) (Vote for 1)

3476 ballots (0 over voted ballots, 0 overvotes, 3249 blank voted), 8740 registered voters, turnout 39.77%

| | | |
|----------|-----|---------|
| Write-In | 227 | 100.00% |
| Total | 227 | 100.00% |

State Representative, 29th District (DEM) (Vote for 1)

4365 ballots (2 over voted ballots, 2 overvotes, 838 blank voted), 12535 registered voters, turnout 34.82%

| | | |
|--------------|------|---------|
| Susan McLain | 3479 | 98.70% |
| Write-In | 46 | 1.30% |
| Total | 3525 | 100.00% |

State Representative, 29th District (IND) (Vote for 1)

318 ballots (0 over voted ballots, 0 overvotes, 199 blank voted), 1501 registered voters, turnout 21.19%

| | | |
|----------|-----|---------|
| Write-In | 119 | 100.00% |
|----------|-----|---------|

Statement of Votes Cast by Geography
Washington County, May, 15 2018 Primary
All Precincts, All Districts, All ScanStations, All Contests, All Boxes
Official Results

Page: 5 of 10
2018-06-04
16:36:21

Total Ballots Cast: 109140, Registered Voters: 348505, Overall Turnout: 31.32%

| Choice | Votes | Vote % |
|--------|-------|---------|
| Total | 119 | 100.00% |

State Representative, 29th District (REP) (Vote for 1)

3636 ballots (3 over voted ballots, 3 overvotes, 1334 blank voted), 8484 registered voters, turnout 42.86%

| | | |
|--------------|------|---------|
| David Molina | 2258 | 98.22% |
| Write-in | 41 | 1.78% |
| Total | 2299 | 100.00% |

State Representative, 30th District (DEM) (Vote for 1)

5259 ballots (1 over voted ballots, 1 overvotes, 1186 blank voted), 14926 registered voters, turnout 35.23%

| | | |
|----------------|------|---------|
| Janeen Sollman | 4049 | 99.44% |
| Write-in | 23 | 0.56% |
| Total | 4072 | 100.00% |

State Representative, 30th District (IND) (Vote for 1)

344 ballots (0 over voted ballots, 0 overvotes, 260 blank voted), 1819 registered voters, turnout 18.91%

| | | |
|----------|----|---------|
| Write-in | 84 | 100.00% |
| Total | 84 | 100.00% |

State Representative, 30th District (REP) (Vote for 1)

3801 ballots (1 over voted ballots, 1 overvotes, 1548 blank voted), 9689 registered voters, turnout 39.23%

| | | |
|-----------------|------|---------|
| Dorothy Merritt | 2199 | 97.65% |
| Write-in | 53 | 2.35% |
| Total | 2252 | 100.00% |

State Representative, 31st District (DEM) (Vote for 1)

914 ballots (0 over voted ballots, 0 overvotes, 291 blank voted), 2414 registered voters, turnout 37.86%

| | | |
|-----------|-----|---------|
| Brad Witt | 617 | 99.04% |
| Write-in | 6 | 0.96% |
| Total | 623 | 100.00% |

State Representative, 31st District (IND) (Vote for 1)

51 ballots (0 over voted ballots, 0 overvotes, 38 blank voted), 274 registered voters, turnout 18.61%

| | | |
|----------|----|---------|
| Write-in | 13 | 100.00% |
| Total | 13 | 100.00% |

State Representative, 31st District (REP) (Vote for 1)

900 ballots (0 over voted ballots, 0 overvotes, 410 blank voted), 1994 registered voters, turnout 45.14%

| | | |
|---------------|-----|---------|
| Brian G Stout | 480 | 97.96% |
| Write-in | 10 | 2.04% |
| Total | 490 | 100.00% |

State Representative, 32nd District (DEM) (Vote for 1)

918 ballots (0 over voted ballots, 0 overvotes, 118 blank voted), 2161 registered voters, turnout 42.48%

| | | |
|--------------------|-----|---------|
| Tim Josi | 239 | 29.88% |
| John F Orr | 192 | 24.00% |
| Tiffany K Mitchell | 367 | 45.88% |
| Write-in | 2 | 0.25% |
| Total | 800 | 100.00% |

State Representative, 32nd District (IND) (Vote for 1)

65 ballots (0 over voted ballots, 0 overvotes, 35 blank voted), 270 registered voters, turnout 24.07%

| | | |
|-------------------|----|---------|
| Brian P Halvorsen | 24 | 80.00% |
| Write-in | 6 | 20.00% |
| Total | 30 | 100.00% |

Statement of Votes Cast by Geography
Washington County, May, 15 2018 Primary
All Precincts, All Districts, All ScanStations, All Contests, All Boxes
Official Results

Page: 6 of 10
2018-06-04
16:36:21

Total Ballots Cast: 109140, Registered Voters: 348505, Overall Turnout: 31.32%

| Choice | Votes | Vote % |
|--|-------|---------|
| State Representative, 32nd District (REP) (Vote for 1) | | |
| 1085 ballots (1 over voted ballots, 1 overvotes, 550 blank voted), 2529 registered voters, turnout 42.90% | | |
| Vineeta Lower | 518 | 97.00% |
| Write-in | 16 | 3.00% |
| Total | 534 | 100.00% |
| State Representative, 33rd District (DEM) (Vote for 1) | | |
| 5870 ballots (1 over voted ballots, 1 overvotes, 1536 blank voted), 12278 registered voters, turnout 47.81% | | |
| Mitch Greenlick | 4301 | 99.26% |
| Write-in | 32 | 0.74% |
| Total | 4333 | 100.00% |
| State Representative, 33rd District (IND) (Vote for 1) | | |
| 397 ballots (0 over voted ballots, 0 overvotes, 354 blank voted), 1294 registered voters, turnout 30.68% | | |
| Write-in | 43 | 100.00% |
| Total | 43 | 100.00% |
| State Representative, 33rd District (REP) (Vote for 1) | | |
| 3553 ballots (1 over voted ballots, 1 overvotes, 1716 blank voted), 7419 registered voters, turnout 47.89% | | |
| Elizabeth J Reye | 1799 | 97.98% |
| Write-in | 37 | 2.02% |
| Total | 1836 | 100.00% |
| State Representative, 34th District (DEM) (Vote for 1) | | |
| 6896 ballots (2 over voted ballots, 2 overvotes, 1976 blank voted), 17045 registered voters, turnout 40.46% | | |
| Ken Helm | 4879 | 99.21% |
| Write-in | 39 | 0.79% |
| Total | 4918 | 100.00% |
| State Representative, 34th District (IND) (Vote for 1) | | |
| 387 ballots (0 over voted ballots, 0 overvotes, 339 blank voted), 1636 registered voters, turnout 23.66% | | |
| Write-in | 48 | 100.00% |
| Total | 48 | 100.00% |
| State Representative, 34th District (REP) (Vote for 1) | | |
| 3407 ballots (2 over voted ballots, 2 overvotes, 1676 blank voted), 8139 registered voters, turnout 41.86% | | |
| Michael Ngo | 1694 | 97.98% |
| Write-in | 35 | 2.02% |
| Total | 1729 | 100.00% |
| State Representative, 35th District (DEM) (Vote for 1) | | |
| 6615 ballots (1 over voted ballots, 1 overvotes, 1516 blank voted), 15411 registered voters, turnout 42.92% | | |
| Margaret Doherty | 5059 | 99.23% |
| Write-in | 39 | 0.77% |
| Total | 5098 | 100.00% |
| State Representative, 35th District (IND) (Vote for 1) | | |
| 476 ballots (0 over voted ballots, 0 overvotes, 413 blank voted), 1732 registered voters, turnout 27.48% | | |
| Write-in | 63 | 100.00% |
| Total | 63 | 100.00% |
| State Representative, 35th District (REP) (Vote for 1) | | |
| 4357 ballots (1 over voted ballots, 1 overvotes, 1720 blank voted), 9489 registered voters, turnout 45.92% | | |
| Bob Niemeyer | 2587 | 98.14% |
| Write-in | 49 | 1.86% |
| Total | 2636 | 100.00% |

Statement of Votes Cast by Geography
Washington County, May, 15 2018 Primary
All Precincts, All Districts, All ScanStations, All Contests, All Boxes
Official Results

Page: 7 of 10
2018-06-04
16:38:21

Total Ballots Cast: 109140, Registered Voters: 348505, Overall Turnout: 31.32%

| Choice | Votes | Vote % |
|--|-------|---------|
| State Representative, 37th District (DEM) (Vote for 1) | | |
| 2473 ballots (0 over voted ballots, 0 overvotes, 679 blank voted), 6372 registered voters, turnout 38.81% | | |
| Rachel Prusak | 1773 | 98.83% |
| Write-In | 21 | 1.17% |
| Total | 1794 | 100.00% |

| | | |
|--|----|---------|
| State Representative, 37th District (IND) (Vote for 1) | | |
| 200 ballots (0 over voted ballots, 0 overvotes, 151 blank voted), 896 registered voters, turnout 22.32% | | |
| Write-In | 49 | 100.00% |
| Total | 49 | 100.00% |

| | | |
|--|------|---------|
| State Representative, 37th District (REP) (Vote for 1) | | |
| 1973 ballots (0 over voted ballots, 0 overvotes, 493 blank voted), 4960 registered voters, turnout 39.78% | | |
| Julie Parrish | 1480 | 98.65% |
| Write-In | 20 | 1.35% |
| Total | 1480 | 100.00% |

| | | |
|--|-------|---------|
| Commissioner of the Bureau of Labor and Industries (Vote for 1) | | |
| 109067 ballots (104 over voted ballots, 104 overvotes, 20193 blank voted), 348505 registered voters, turnout 31.30% | | |
| Lou Ogden | 35375 | 39.85% |
| Val Hoyle | 45643 | 51.42% |
| Jack Howard | 7474 | 8.42% |
| Write-In | 278 | 0.31% |
| Total | 88770 | 100.00% |

| | | |
|--|-------|---------|
| Judge of the Supreme Court, Position 3 (Vote for 1) | | |
| 109067 ballots (74 over voted ballots, 74 overvotes, 25303 blank voted), 348505 registered voters, turnout 31.30% | | |
| Van Pounds | 19523 | 23.33% |
| Meagan A Flynn | 63885 | 76.34% |
| Write-In | 282 | 0.34% |
| Total | 83690 | 100.00% |

| | | |
|--|-------|---------|
| Judge of the Supreme Court, Position 2 (Vote for 1) | | |
| 109067 ballots (31 over voted ballots, 31 overvotes, 44041 blank voted), 348505 registered voters, turnout 31.30% | | |
| Rebecca Duncan | 64149 | 98.70% |
| Write-In | 846 | 1.30% |
| Total | 64995 | 100.00% |

| | | |
|--|-------|---------|
| Judge of the Court of Appeals, Position 10 (Vote for 1) | | |
| 109067 ballots (65 over voted ballots, 65 overvotes, 29062 blank voted), 348505 registered voters, turnout 31.30% | | |
| Rex Armstrong | 49882 | 62.40% |
| Kyle L. Krohn | 29778 | 37.25% |
| Write-In | 280 | 0.35% |
| Total | 79940 | 100.00% |

| | | |
|--|-------|---------|
| Judge of the Court of Appeals, Position 6 (Vote for 1) | | |
| 109067 ballots (41 over voted ballots, 41 overvotes, 46837 blank voted), 348505 registered voters, turnout 31.30% | | |
| James (Jim) C Egan | 61417 | 98.76% |
| Write-In | 772 | 1.24% |
| Total | 62189 | 100.00% |

| | | |
|--|-------|---------|
| Judge of the Court of Appeals, Position 9 (Vote for 1) | | |
| 109067 ballots (57 over voted ballots, 57 overvotes, 49480 blank voted), 348505 registered voters, turnout 31.30% | | |
| Erika Hadlock | 58642 | 98.51% |
| Write-In | 888 | 1.49% |
| Total | 59530 | 100.00% |

Statement of Votes Cast by Geography
Washington County, May, 15 2018 Primary
All Precincts, All Districts, All ScanStations, All Contests, All Boxes
Official Results

Page: 8 of 10
2018-06-04
16:36:21

Total Ballots Cast: 109140, Registered Voters: 348505, Overall Turnout: 31.32%

| Choice | Votes | Vote % |
|--|-------|---------|
| Judge of the Circuit Court, 20th District, Position 6 (Vote for 1) | | |
| <u>109067 ballots (89 over voted ballots, 89 overvotes, 28665 blank voted), 348505 registered voters, turnout 31.30%</u> | | |
| Steven Charles Burke | 29411 | 36.62% |
| D Charles Bailey | 50615 | 63.02% |
| Write-in | 287 | 0.36% |
| Total | 80313 | 100.00% |
| Judge of the Circuit Court, 20th District, Position 15 (Vote for 1) | | |
| <u>109067 ballots (66 over voted ballots, 66 overvotes, 29032 blank voted), 348505 registered voters, turnout 31.30%</u> | | |
| Kathy Proctor | 49727 | 62.18% |
| Todd J Huegli | 29934 | 37.43% |
| Write-in | 308 | 0.39% |
| Total | 79969 | 100.00% |
| Judge of the Circuit Court, 20th District, Position 3 (Vote for 1) | | |
| <u>109067 ballots (37 over voted ballots, 37 overvotes, 50756 blank voted), 348505 registered voters, turnout 31.30%</u> | | |
| Erik M Bucher | 57420 | 98.53% |
| Write-in | 854 | 1.47% |
| Total | 58274 | 100.00% |
| Judge of the Circuit Court, 20th District, Position 9 (Vote for 1) | | |
| <u>109067 ballots (43 over voted ballots, 43 overvotes, 47222 blank voted), 348505 registered voters, turnout 31.30%</u> | | |
| Oscar Garcia | 61000 | 98.70% |
| Write-in | 802 | 1.30% |
| Total | 61802 | 100.00% |
| Judge of the Circuit Court, 20th District, Position 11 (Vote for 1) | | |
| <u>109067 ballots (45 over voted ballots, 45 overvotes, 46949 blank voted), 348505 registered voters, turnout 31.30%</u> | | |
| Jan Factora Wipper | 61335 | 98.81% |
| Write-in | 738 | 1.19% |
| Total | 62073 | 100.00% |
| Judge of the Circuit Court, 20th District, Position 13 (Vote for 1) | | |
| <u>109067 ballots (42 over voted ballots, 42 overvotes, 47143 blank voted), 348505 registered voters, turnout 31.30%</u> | | |
| Jim Fun | 61152 | 98.82% |
| Write-in | 730 | 1.18% |
| Total | 61882 | 100.00% |
| District Attorney, Washington County (Vote for 1) | | |
| <u>109067 ballots (162 over voted ballots, 162 overvotes, 17817 blank voted), 348505 registered voters, turnout 31.30%</u> | | |
| Kevin Barton | 62267 | 68.36% |
| Max Wall | 28572 | 31.37% |
| Write-in | 249 | 0.27% |
| Total | 91088 | 100.00% |
| Washington County Comm At-Large (Vote for 1) | | |
| <u>109067 ballots (144 over voted ballots, 144 overvotes, 19011 blank voted), 348505 registered voters, turnout 31.30%</u> | | |
| Ryan Deckert | 20970 | 23.32% |
| Shabba Woodley | 8136 | 9.05% |
| Bob Terry | 26811 | 29.82% |
| Kathryn Harrington | 33697 | 37.48% |
| Write-in | 298 | 0.33% |
| Total | 89912 | 100.00% |
| County Commissioner District 2 (Vote for 1) | | |
| <u>30935 ballots (34 over voted ballots, 34 overvotes, 6948 blank voted), 89304 registered voters, turnout 34.64%</u> | | |
| Pam Treece | 14014 | 58.51% |
| Greg Malinowski | 9835 | 41.06% |
| Write-in | 104 | 0.43% |

Statement of Votes Cast by Contests, Geography by Choice
Washington County, May, 15 2018 II Primary
All Precincts, All Districts, All Scan Stations, Governor (DEM), All Boxes
Official Results

Total Ballots Cast: 52204 (includes some ballots not yet counted). Registered Voters: 348505, Overall Turnout: 14.98%

Governor (DEM) (Vote for 1)

| Precinct | Ballots Cast | Reg. Voters | Total Votes | Ed Jones | Kate Brown | Candace Neville | Write-In | Over Votes | Under Votes |
|--------------|--------------|-------------|-------------|----------|------------|-----------------|----------|------------|-------------|
| Precinct 301 | 283 | 588 | 268 | 33 | 12.31% | 203 | 75.75% | 26 | 9.70% |
| Precinct 302 | 365 | 977 | 353 | 34 | 9.63% | 286 | 81.02% | 29 | 8.22% |
| Precinct 303 | 104 | 342 | 104 | 15 | 14.42% | 73 | 70.19% | 12 | 11.54% |
| Precinct 304 | 396 | 1252 | 388 | 35 | 9.02% | 295 | 76.03% | 42 | 10.82% |
| Precinct 305 | 75 | 249 | 71 | 17 | 23.94% | 43 | 60.56% | 9 | 12.68% |
| Precinct 306 | 111 | 290 | 104 | 2 | 1.92% | 95 | 91.35% | 5 | 4.81% |
| Precinct 307 | 249 | 706 | 241 | 18 | 7.47% | 204 | 84.65% | 16 | 6.64% |
| Precinct 308 | 25 | 53 | 24 | 7 | 28.17% | 16 | 66.67% | 1 | 4.17% |
| Precinct 309 | 484 | 1316 | 470 | 22 | 4.68% | 413 | 87.87% | 29 | 6.17% |
| Precinct 310 | 240 | 549 | 227 | 42 | 18.50% | 173 | 76.21% | 10 | 4.41% |
| Precinct 311 | 96 | 254 | 95 | 8 | 8.42% | 81 | 85.26% | 6 | 6.32% |
| Precinct 312 | 115 | 259 | 111 | 18 | 16.22% | 76 | 68.47% | 16 | 14.41% |
| Precinct 313 | 2 | 4 | 2 | 0 | 0.00% | 2 | 100.00% | 0 | 0.00% |
| Precinct 314 | 47 | 96 | 43 | 6 | 13.95% | 28 | 65.12% | 5 | 11.63% |
| Precinct 315 | 180 | 329 | 174 | 21 | 12.07% | 139 | 79.89% | 13 | 7.47% |
| Precinct 316 | 125 | 292 | 121 | 18 | 14.88% | 86 | 71.07% | 15 | 12.40% |
| Precinct 317 | 105 | 303 | 100 | 18 | 18.00% | 69 | 69.00% | 12 | 12.00% |
| Precinct 318 | 416 | 1141 | 402 | 41 | 10.20% | 334 | 83.08% | 21 | 5.22% |
| Precinct 319 | 896 | 2933 | 881 | 50 | 5.68% | 779 | 88.42% | 39 | 4.43% |
| Precinct 320 | 431 | 1258 | 391 | 33 | 8.44% | 326 | 83.38% | 28 | 7.16% |
| Precinct 321 | 39 | 100 | 39 | 10 | 25.64% | 21 | 53.85% | 6 | 15.38% |
| Precinct 322 | 28 | 110 | 26 | 6 | 23.08% | 18 | 69.23% | 2 | 7.69% |
| Precinct 323 | 10 | 14 | 10 | 2 | 20.00% | 8 | 80.00% | 0 | 0.00% |
| Precinct 324 | 70 | 162 | 69 | 8 | 11.59% | 53 | 76.81% | 8 | 11.59% |
| Precinct 325 | 1 | 3 | 1 | 0 | 0.00% | 1 | 100.00% | 0 | 0.00% |
| Precinct 326 | 232 | 584 | 227 | 41 | 18.06% | 157 | 69.16% | 24 | 10.57% |
| Precinct 327 | 522 | 1525 | 511 | 40 | 7.83% | 427 | 83.56% | 36 | 7.05% |
| Precinct 328 | 303 | 674 | 288 | 29 | 10.07% | 221 | 76.74% | 32 | 11.11% |
| Precinct 329 | 1251 | 3267 | 1220 | 44 | 3.61% | 1095 | 89.75% | 68 | 5.57% |
| Precinct 330 | 219 | 568 | 209 | 22 | 10.53% | 155 | 74.16% | 22 | 10.53% |
| Precinct 331 | 350 | 1016 | 322 | 12 | 3.73% | 288 | 89.44% | 16 | 4.97% |
| Precinct 332 | 275 | 1177 | 268 | 12 | 4.48% | 236 | 88.06% | 18 | 6.72% |
| Precinct 333 | 439 | 1695 | 427 | 22 | 5.15% | 385 | 90.16% | 18 | 4.22% |
| Precinct 334 | 30 | 58 | 27 | 4 | 14.81% | 17 | 62.96% | 4 | 14.81% |
| Precinct 335 | 704 | 1640 | 680 | 41 | 6.03% | 590 | 86.76% | 39 | 5.74% |
| Precinct 336 | 442 | 1176 | 421 | 51 | 12.11% | 328 | 77.91% | 35 | 8.31% |
| Precinct 337 | 534 | 1750 | 507 | 61 | 12.03% | 380 | 74.95% | 55 | 10.85% |
| Precinct 338 | 533 | 1992 | 511 | 66 | 12.92% | 396 | 77.50% | 40 | 7.83% |
| Precinct 339 | 770 | 2247 | 740 | 65 | 8.78% | 607 | 82.03% | 52 | 7.03% |
| Precinct 340 | 981 | 2363 | 954 | 82 | 8.60% | 808 | 84.70% | 47 | 4.93% |
| Precinct 341 | 48 | 105 | 45 | 9 | 20.00% | 31 | 68.89% | 4 | 8.89% |
| Precinct 342 | 13 | 27 | 11 | 0 | 0.00% | 8 | 72.73% | 3 | 27.27% |
| Precinct 343 | 693 | 1681 | 673 | 48 | 7.13% | 555 | 82.47% | 56 | 8.32% |
| Precinct 344 | 675 | 1943 | 645 | 50 | 7.75% | 523 | 81.09% | 55 | 8.53% |
| Precinct 345 | 8 | 10 | 8 | 2 | 25.00% | 6 | 75.00% | 0 | 0.00% |



Statement of Votes Cast by Contests, Geography by Choice
Washington County, May, 15 2018 II Primary
All Precincts, All Districts, All ScanStations, Governor (DEM), All Boxes
Official Results

Total Ballots Cast: 52204 (includes some ballots not yet counted), Registered Voters: 348505, Overall Turnout: 14.98%

Governor (DEM) (Vote for 1)

| Precinct | Ballots Cast | Reg. Voters | Total Votes | Ed Jones | Kate Brown | Candace Neville | Write-in | Over Votes | Under Votes |
|--------------|--------------|-------------|-------------|----------|------------|-----------------|----------|------------|-------------|
| Precinct 346 | 56 | 101 | 55 | 9 | 16.38% | 40 | 72.73% | 6 | 10.91% |
| Precinct 347 | 14 | 23 | 13 | 2 | 15.38% | 10 | 76.92% | 1 | 7.69% |
| Precinct 348 | 7 | 14 | 7 | 0 | 0.00% | 6 | 85.71% | 1 | 14.29% |
| Precinct 349 | 377 | 1263 | 357 | 24 | 6.72% | 298 | 83.47% | 28 | 7.84% |
| Precinct 350 | 615 | 1604 | 578 | 33 | 5.71% | 504 | 87.20% | 35 | 6.06% |
| Precinct 351 | 357 | 1284 | 337 | 37 | 10.98% | 270 | 80.12% | 25 | 7.42% |
| Precinct 352 | 104 | 456 | 100 | 1 | 1.00% | 93 | 93.00% | 3 | 3.00% |
| Precinct 353 | 498 | 1099 | 468 | 15 | 3.21% | 421 | 89.96% | 29 | 6.20% |
| Precinct 354 | 892 | 1832 | 846 | 46 | 5.44% | 737 | 87.12% | 55 | 6.50% |
| Precinct 355 | 597 | 1545 | 563 | 52 | 9.24% | 460 | 81.71% | 40 | 7.10% |
| Precinct 356 | 266 | 831 | 248 | 27 | 10.89% | 196 | 79.03% | 20 | 8.06% |
| Precinct 357 | 234 | 683 | 225 | 20 | 8.89% | 180 | 80.00% | 21 | 9.33% |
| Precinct 358 | 441 | 1184 | 415 | 14 | 3.37% | 376 | 90.60% | 21 | 5.06% |
| Precinct 359 | 400 | 1163 | 383 | 21 | 5.48% | 340 | 88.77% | 19 | 4.96% |
| Precinct 360 | 485 | 1466 | 459 | 30 | 6.54% | 391 | 85.19% | 34 | 7.41% |
| Precinct 361 | 222 | 851 | 211 | 9 | 4.27% | 193 | 91.47% | 8 | 3.79% |
| Precinct 362 | 871 | 1749 | 824 | 23 | 2.79% | 744 | 90.29% | 48 | 5.83% |
| Precinct 363 | 718 | 1611 | 682 | 28 | 4.11% | 609 | 89.30% | 37 | 5.43% |
| Precinct 364 | 1025 | 1959 | 927 | 35 | 3.78% | 844 | 91.05% | 41 | 4.42% |
| Precinct 365 | 783 | 1394 | 730 | 23 | 3.15% | 689 | 94.39% | 32 | 4.38% |
| Precinct 366 | 392 | 1027 | 381 | 15 | 3.94% | 348 | 91.34% | 14 | 3.67% |
| Precinct 367 | 731 | 1603 | 667 | 27 | 4.05% | 610 | 91.45% | 25 | 3.75% |
| Precinct 368 | 677 | 1623 | 632 | 27 | 4.27% | 563 | 89.08% | 32 | 5.06% |
| Precinct 369 | 329 | 746 | 303 | 22 | 7.26% | 258 | 85.15% | 18 | 5.94% |
| Precinct 370 | 382 | 923 | 376 | 17 | 4.52% | 327 | 86.97% | 27 | 7.18% |
| Precinct 371 | 531 | 1029 | 495 | 23 | 4.65% | 446 | 90.10% | 24 | 4.85% |
| Precinct 372 | 525 | 931 | 491 | 28 | 5.70% | 435 | 88.59% | 23 | 4.68% |
| Precinct 373 | 46 | 121 | 46 | 7 | 15.22% | 35 | 76.09% | 4 | 8.70% |
| Precinct 374 | 2 | 3 | 2 | 1 | 50.00% | 1 | 50.00% | 0 | 0.00% |
| Precinct 375 | 66 | 137 | 62 | 3 | 4.84% | 56 | 90.32% | 2 | 3.23% |
| Precinct 376 | 380 | 828 | 356 | 22 | 6.18% | 311 | 87.36% | 19 | 5.34% |
| Precinct 377 | 478 | 943 | 430 | 19 | 4.42% | 382 | 88.84% | 27 | 6.28% |
| Precinct 378 | 349 | 926 | 342 | 7 | 2.05% | 323 | 94.44% | 8 | 2.34% |
| Precinct 379 | 1298 | 3337 | 1183 | 70 | 5.92% | 1011 | 85.46% | 83 | 7.02% |
| Precinct 380 | 1442 | 3101 | 1357 | 70 | 5.16% | 1187 | 87.47% | 80 | 5.90% |
| Precinct 381 | 14 | 34 | 13 | 0 | 0.00% | 13 | 100.00% | 0 | 0.00% |
| Precinct 382 | 304 | 1018 | 288 | 19 | 6.60% | 242 | 84.03% | 21 | 7.29% |
| Precinct 383 | 293 | 541 | 280 | 6 | 2.14% | 261 | 93.21% | 13 | 4.64% |
| Precinct 384 | 928 | 1774 | 887 | 31 | 3.49% | 805 | 90.76% | 43 | 4.85% |
| Precinct 385 | 534 | 1172 | 504 | 19 | 3.77% | 454 | 90.08% | 27 | 5.36% |
| Precinct 386 | 818 | 1468 | 748 | 34 | 4.55% | 668 | 89.30% | 37 | 4.95% |
| Precinct 387 | 178 | 517 | 167 | 8 | 4.79% | 151 | 90.42% | 8 | 4.79% |
| Precinct 388 | 172 | 458 | 168 | 13 | 7.74% | 142 | 84.52% | 10 | 5.95% |
| Precinct 389 | 1155 | 2570 | 1066 | 49 | 4.60% | 938 | 87.99% | 68 | 6.38% |
| Precinct 390 | 411 | 875 | 387 | 24 | 6.20% | 339 | 87.60% | 20 | 5.17% |

Statement of Votes Cast by Contests, Geography by Choice
Washington County, May, 15 2018 II Primary
All Precincts, All Districts, All ScanStations, Governor (DEM), All Boxes
Official Results

Total Ballots Cast: 52204 (includes some ballots not yet counted), Registered Voters: 348505, Overall Turnout: 14.98%

Governor (DEM) (Vote for 1)

| Precinct | Ballots Cast | Reg. Voters | Total Votes | Ed Jones | Kate Brown | Candace Neville | Write-in | Over Votes | Under Votes |
|--------------|--------------|-------------|-------------|----------|------------|-----------------|----------|------------|-------------|
| Precinct 391 | 60 | 192 | 58 | 2 | 51 | 5 | 0 | 0.00% | 2 |
| Precinct 392 | 38 | 134 | 38 | 1 | 33 | 4 | 0 | 0.00% | 0 |
| Precinct 393 | 165 | 355 | 159 | 6 | 140 | 11 | 2 | 1.26% | 6 |
| Precinct 394 | 24 | 110 | 24 | 0 | 22 | 2 | 0 | 0.00% | 0 |
| Precinct 395 | 977 | 2776 | 899 | 34 | 809 | 47 | 9 | 1.00% | 78 |
| Precinct 396 | 161 | 399 | 155 | 10 | 134 | 10 | 1 | 0.65% | 6 |
| Precinct 397 | 356 | 893 | 345 | 19 | 300 | 23 | 3 | 0.87% | 11 |
| Precinct 398 | 251 | 581 | 243 | 15 | 210 | 18 | 0 | 0.00% | 8 |
| Precinct 399 | 429 | 1148 | 414 | 22 | 356 | 30 | 6 | 1.45% | 15 |
| Precinct 400 | 629 | 1640 | 579 | 37 | 481 | 49 | 12 | 2.07% | 50 |
| Precinct 401 | 568 | 1048 | 546 | 16 | 493 | 33 | 4 | 0.73% | 22 |
| Precinct 402 | 1162 | 2922 | 1103 | 73 | 929 | 83 | 18 | 1.63% | 59 |
| Precinct 403 | 272 | 587 | 252 | 11 | 213 | 23 | 5 | 1.98% | 20 |
| Precinct 404 | 1147 | 2776 | 1084 | 81 | 924 | 62 | 17 | 1.57% | 62 |
| Precinct 405 | 1687 | 3421 | 1591 | 107 | 1379 | 80 | 25 | 1.57% | 95 |
| Precinct 406 | 71 | 233 | 69 | 1 | 66 | 2 | 0 | 0.00% | 2 |
| Precinct 407 | 492 | 897 | 469 | 11 | 432 | 15 | 11 | 2.35% | 23 |
| Precinct 408 | 12 | 45 | 12 | 0 | 10 | 2 | 0 | 0.00% | 0 |
| Precinct 409 | 822 | 2009 | 764 | 33 | 689 | 34 | 8 | 1.05% | 58 |
| Precinct 410 | 450 | 1259 | 425 | 13 | 381 | 24 | 7 | 1.65% | 25 |
| Precinct 411 | 68 | 220 | 63 | 3 | 54 | 4 | 2 | 3.17% | 5 |
| Precinct 412 | 339 | 761 | 318 | 11 | 277 | 29 | 1 | 0.31% | 21 |
| Precinct 413 | 238 | 621 | 231 | 15 | 195 | 20 | 1 | 0.43% | 7 |
| Precinct 414 | 84 | 206 | 83 | 8 | 71 | 3 | 1 | 1.20% | 1 |
| Precinct 415 | 5 | 29 | 5 | 0 | 5 | 0 | 0 | 0.00% | 0 |
| Precinct 416 | 1 | 5 | 1 | 0 | 0 | 1 | 0 | 0.00% | 0 |
| Precinct 417 | 232 | 616 | 228 | 23 | 182 | 14 | 9 | 3.95% | 4 |
| Precinct 418 | 417 | 884 | 377 | 23 | 335 | 19 | 0 | 0.00% | 40 |
| Precinct 419 | 477 | 832 | 459 | 35 | 380 | 37 | 7 | 1.53% | 18 |
| Precinct 420 | 605 | 1391 | 578 | 36 | 500 | 34 | 8 | 1.38% | 26 |
| Precinct 421 | 45 | 94 | 41 | 1 | 40 | 0 | 0 | 0.00% | 4 |
| Precinct 422 | 3 | 6 | 3 | 0 | 2 | 1 | 0 | 0.00% | 0 |
| Precinct 423 | 486 | 1412 | 467 | 24 | 388 | 49 | 5 | 1.28% | 19 |
| Precinct 424 | 506 | 1514 | 490 | 38 | 413 | 32 | 7 | 1.43% | 15 |
| Precinct 425 | 111 | 319 | 109 | 8 | 92 | 9 | 0 | 0.00% | 2 |
| Precinct 426 | 61 | 139 | 58 | 11 | 38 | 7 | 2 | 3.45% | 3 |
| Precinct 427 | 0 | 11 | 0 | 0 | 0 | 0 | 0 | 0.00% | 0 |
| Precinct 428 | 223 | 694 | 211 | 14 | 187 | 8 | 2 | 0.95% | 12 |
| Precinct 429 | 466 | 1222 | 446 | 30 | 369 | 36 | 11 | 2.47% | 20 |
| Precinct 430 | 178 | 416 | 168 | 15 | 138 | 14 | 1 | 0.60% | 10 |
| Precinct 431 | 181 | 430 | 174 | 17 | 136 | 17 | 4 | 2.30% | 6 |
| Precinct 432 | 34 | 112 | 34 | 1 | 31 | 1 | 1 | 2.94% | 0 |
| Precinct 433 | 389 | 908 | 372 | 24 | 317 | 26 | 5 | 1.34% | 17 |
| Precinct 434 | 654 | 1613 | 610 | 51 | 492 | 47 | 20 | 3.28% | 44 |
| Precinct 435 | 468 | 1389 | 453 | 27 | 386 | 31 | 9 | 1.99% | 15 |

Statement of Votes Cast by Contests, Geography by Choice
Washington County, May, 15 2018 II Primary
All Precincts, All Districts, All ScanStations, Governor (DEM), All Boxes

Official Results

Total Ballots Cast: 52204 (includes some ballots not yet counted), Registered Voters: 348505, Overall Turnout: 14.98%

Governor (DEM) (Vote for 1)

| Precinct | Ballots Cast | Reg. Voters | Total Votes | Ed Jones | Kate Brown | Candace Neville | Write-in | Over Votes | Under Votes |
|--------------|--------------|-------------|-------------|----------|------------|-----------------|----------|------------|-------------|
| Precinct 436 | 304 | 738 | 292 | 9 | 270 | 10 | 3 | 0 | 12 |
| Precinct 437 | 11 | 20 | 11 | 0 | 10 | 1 | 0 | 0 | 0 |
| Precinct 438 | 31 | 70 | 30 | 2 | 27 | 1 | 0 | 0 | 1 |
| Precinct 439 | 116 | 304 | 106 | 7 | 92 | 5 | 2 | 0 | 10 |
| Precinct 440 | 148 | 549 | 145 | 10 | 121 | 13 | 1 | 0 | 3 |
| Precinct 441 | 17 | 35 | 17 | 1 | 15 | 1 | 0 | 0 | 0 |
| Precinct 442 | 279 | 850 | 268 | 26 | 214 | 23 | 5 | 0 | 11 |
| Precinct 443 | 1 | 5 | 1 | 1 | 0 | 0 | 0 | 0 | 0 |
| Total | 52204 | 5 | 49546 | 3138 | 42551 | 3161 | 696 | 32 | 2626 |




Statement of Votes Cast by Contests, Geography by Choice
Washington County, May, 15 2018 Primary
All Precincts, All Districts, All ScanStations, Governor (IND), All Boxes
Official Results

Total Ballots Cast: 3469 (includes some ballots not yet counted), Registered Voters: 348505, Overall Turnout: 1.00%

Governor (IND) (Vote for 1)

| Precinct | Ballots Cast | Reg. Voters | Total Votes | Dan (Mr P) Pistorisi | Skye J Allen | Patrick Starnes | Write-In | Over Votes | Under Votes |
|--------------|--------------|-------------|-------------|----------------------|--------------|-----------------|-----------|------------|-------------|
| Precinct 301 | 14 | 58 | 8 | 2 25.00% | 2 25.00% | 2 25.00% | 2 25.00% | 0 | 6 |
| Precinct 302 | 21 | 107 | 17 | 2 11.76% | 1 5.88% | 4 23.53% | 10 58.82% | 0 | 4 |
| Precinct 303 | 8 | 38 | 8 | 3 37.50% | 0 0.00% | 3 37.50% | 2 25.00% | 0 | 0 |
| Precinct 304 | 28 | 140 | 24 | 0 0.00% | 3 12.50% | 8 33.33% | 13 54.17% | 0 | 4 |
| Precinct 305 | 5 | 38 | 5 | 1 20.00% | 0 0.00% | 1 20.00% | 3 60.00% | 0 | 0 |
| Precinct 306 | 11 | 31 | 8 | 0 0.00% | 0 0.00% | 4 50.00% | 4 50.00% | 0 | 3 |
| Precinct 307 | 20 | 83 | 15 | 2 13.33% | 1 6.67% | 3 20.00% | 9 60.00% | 0 | 5 |
| Precinct 308 | 1 | 8 | 1 | 0 0.00% | 0 0.00% | 0 0.00% | 1 100.00% | 0 | 0 |
| Precinct 309 | 38 | 146 | 34 | 2 5.88% | 4 11.76% | 13 38.24% | 15 44.12% | 0 | 4 |
| Precinct 310 | 16 | 56 | 10 | 2 20.00% | 0 0.00% | 3 30.00% | 5 50.00% | 0 | 6 |
| Precinct 311 | 10 | 44 | 8 | 1 12.50% | 0 0.00% | 1 12.50% | 6 75.00% | 0 | 2 |
| Precinct 312 | 11 | 33 | 9 | 1 11.11% | 3 33.33% | 0 0.00% | 5 55.56% | 0 | 2 |
| Precinct 313 | 0 | 0 | 0 | 0 0.00% | 0 0.00% | 0 0.00% | 0 0.00% | 0 | 0 |
| Precinct 314 | 1 | 9 | 1 | 0 0.00% | 0 0.00% | 0 0.00% | 1 100.00% | 0 | 0 |
| Precinct 315 | 9 | 39 | 6 | 1 16.67% | 0 0.00% | 1 16.67% | 4 66.67% | 0 | 3 |
| Precinct 316 | 5 | 27 | 4 | 0 0.00% | 0 0.00% | 1 25.00% | 3 75.00% | 0 | 1 |
| Precinct 317 | 12 | 39 | 9 | 0 0.00% | 1 11.11% | 2 22.22% | 6 66.67% | 0 | 3 |
| Precinct 318 | 33 | 153 | 28 | 1 3.57% | 2 7.14% | 9 32.14% | 16 57.14% | 0 | 5 |
| Precinct 319 | 47 | 314 | 40 | 5 12.50% | 3 7.50% | 11 27.50% | 21 52.50% | 0 | 7 |
| Precinct 320 | 28 | 140 | 20 | 1 5.00% | 2 10.00% | 4 20.00% | 13 65.00% | 0 | 8 |
| Precinct 321 | 3 | 17 | 3 | 0 0.00% | 1 33.33% | 1 33.33% | 1 33.33% | 0 | 0 |
| Precinct 322 | 1 | 13 | 1 | 0 0.00% | 0 0.00% | 1 100.00% | 0 0.00% | 0 | 0 |
| Precinct 323 | 0 | 0 | 0 | 0 0.00% | 0 0.00% | 0 0.00% | 0 0.00% | 0 | 0 |
| Precinct 324 | 6 | 24 | 4 | 0 0.00% | 1 25.00% | 0 0.00% | 3 75.00% | 0 | 2 |
| Precinct 325 | 0 | 0 | 0 | 0 0.00% | 0 0.00% | 0 0.00% | 0 0.00% | 0 | 0 |
| Precinct 326 | 15 | 80 | 15 | 0 0.00% | 2 13.33% | 7 46.67% | 6 40.00% | 0 | 0 |
| Precinct 327 | 24 | 171 | 22 | 1 4.55% | 1 4.55% | 6 27.27% | 14 63.64% | 0 | 2 |
| Precinct 328 | 22 | 87 | 20 | 2 10.00% | 2 10.00% | 5 25.00% | 11 55.00% | 0 | 2 |
| Precinct 329 | 73 | 342 | 64 | 0 0.00% | 7 10.94% | 29 45.31% | 28 43.75% | 0 | 9 |
| Precinct 330 | 23 | 110 | 20 | 2 10.00% | 2 10.00% | 4 20.00% | 12 60.00% | 0 | 3 |
| Precinct 331 | 21 | 113 | 11 | 2 18.18% | 0 0.00% | 4 36.36% | 5 45.45% | 0 | 10 |
| Precinct 332 | 17 | 159 | 13 | 1 7.69% | 2 15.38% | 4 30.77% | 6 46.15% | 0 | 4 |
| Precinct 333 | 29 | 234 | 21 | 4 19.05% | 0 0.00% | 4 19.05% | 13 61.90% | 0 | 8 |
| Precinct 334 | 0 | 5 | 0 | 0 0.00% | 0 0.00% | 0 0.00% | 0 0.00% | 0 | 0 |
| Precinct 335 | 53 | 297 | 34 | 1 2.94% | 4 11.76% | 9 26.47% | 20 58.82% | 0 | 19 |
| Precinct 336 | 22 | 132 | 20 | 0 0.00% | 1 5.00% | 6 30.00% | 13 65.00% | 0 | 2 |
| Precinct 337 | 35 | 162 | 31 | 1 3.23% | 9 29.03% | 9 29.03% | 12 38.71% | 0 | 4 |
| Precinct 338 | 45 | 218 | 39 | 1 2.56% | 5 12.82% | 11 28.21% | 22 56.41% | 0 | 6 |
| Precinct 339 | 68 | 290 | 60 | 6 10.00% | 7 11.67% | 20 33.33% | 27 45.00% | 0 | 8 |
| Precinct 340 | 68 | 336 | 56 | 6 10.71% | 3 5.36% | 10 17.86% | 37 66.07% | 0 | 12 |
| Precinct 341 | 2 | 11 | 2 | 0 0.00% | 0 0.00% | 0 0.00% | 2 100.00% | 0 | 0 |
| Precinct 342 | 0 | 0 | 0 | 0 0.00% | 0 0.00% | 0 0.00% | 0 0.00% | 0 | 0 |
| Precinct 343 | 42 | 226 | 33 | 2 6.06% | 4 12.12% | 8 24.24% | 19 57.58% | 0 | 9 |
| Precinct 344 | 50 | 244 | 37 | 1 2.70% | 3 8.11% | 10 27.03% | 23 62.16% | 0 | 13 |
| Precinct 345 | 1 | 1 | 0 | 0 0.00% | 0 0.00% | 0 0.00% | 0 0.00% | 0 | 1 |



Statement of Votes Cast by Contests, Geography by Choice
Washington County, May, 15 2018 Primary
All Precincts, All Districts, All ScanStations, Governor (IND), All Boxes
Official Results

Total Ballots Cast: 3469 (includes some ballots not yet counted), Registered Voters: 348505, Overall Turnout: 1.00%

Governor (IND) (Vote for 1)

| Precinct | Ballots Cast | Reg. Voters | Total Votes | Dan (Mr P) Pistoresi | Skye J Allen | Patrick Starnes | Write-in | Over Votes | Under Votes |
|--------------|--------------|-------------|-------------|----------------------|--------------|-----------------|-----------|------------|-------------|
| Precinct 346 | 5 | 11 | 4 | 0 0.00% | 1 25.00% | 0 0.00% | 3 75.00% | 0 | 1 |
| Precinct 347 | 2 | 4 | 2 | 0 0.00% | 0 0.00% | 0 0.00% | 2 100.00% | 0 | 0 |
| Precinct 348 | 0 | 1 | 0 | 0 0.00% | 0 0.00% | 0 0.00% | 0 0.00% | 0 | 0 |
| Precinct 349 | 23 | 140 | 16 | 4 25.00% | 0 0.00% | 2 12.50% | 10 62.50% | 0 | 7 |
| Precinct 350 | 41 | 140 | 25 | 2 8.00% | 3 12.00% | 4 16.00% | 16 64.00% | 0 | 16 |
| Precinct 351 | 26 | 141 | 17 | 1 5.88% | 5 29.41% | 6 35.29% | 5 29.41% | 0 | 9 |
| Precinct 352 | 3 | 55 | 2 | 0 0.00% | 0 0.00% | 2 100.00% | 0 0.00% | 0 | 1 |
| Precinct 353 | 29 | 91 | 17 | 1 5.88% | 3 17.65% | 4 23.53% | 9 52.94% | 0 | 12 |
| Precinct 354 | 52 | 173 | 35 | 2 5.71% | 3 8.57% | 10 28.57% | 20 57.14% | 0 | 17 |
| Precinct 355 | 29 | 136 | 16 | 1 6.25% | 1 6.25% | 4 25.00% | 10 62.50% | 0 | 13 |
| Precinct 356 | 24 | 95 | 18 | 2 11.11% | 2 11.11% | 4 22.22% | 10 55.56% | 0 | 6 |
| Precinct 357 | 14 | 59 | 11 | 2 18.18% | 2 18.18% | 4 36.36% | 3 27.27% | 0 | 3 |
| Precinct 358 | 29 | 110 | 19 | 4 21.05% | 2 10.53% | 5 26.32% | 8 42.11% | 0 | 10 |
| Precinct 359 | 23 | 116 | 15 | 0 0.00% | 1 6.67% | 6 40.00% | 8 53.33% | 0 | 8 |
| Precinct 360 | 30 | 157 | 19 | 1 5.26% | 1 5.26% | 10 52.63% | 7 36.84% | 0 | 11 |
| Precinct 361 | 10 | 89 | 6 | 1 16.67% | 0 0.00% | 0 0.00% | 5 83.33% | 0 | 4 |
| Precinct 362 | 41 | 167 | 21 | 1 4.76% | 2 9.52% | 7 33.33% | 11 52.38% | 0 | 20 |
| Precinct 363 | 48 | 180 | 26 | 0 0.00% | 2 7.69% | 12 46.15% | 12 46.15% | 0 | 22 |
| Precinct 364 | 59 | 205 | 33 | 3 9.09% | 1 3.03% | 12 36.36% | 17 51.52% | 0 | 26 |
| Precinct 365 | 53 | 140 | 29 | 3 10.34% | 4 13.79% | 12 41.38% | 10 34.48% | 0 | 24 |
| Precinct 366 | 18 | 100 | 10 | 1 10.00% | 1 10.00% | 3 30.00% | 5 50.00% | 0 | 8 |
| Precinct 367 | 44 | 134 | 26 | 2 7.69% | 3 11.54% | 5 19.23% | 16 61.54% | 0 | 18 |
| Precinct 368 | 45 | 156 | 27 | 2 7.41% | 0 0.00% | 9 33.33% | 16 59.26% | 0 | 18 |
| Precinct 369 | 22 | 81 | 18 | 2 11.11% | 1 5.56% | 5 27.78% | 10 55.56% | 0 | 4 |
| Precinct 370 | 25 | 99 | 17 | 1 5.88% | 1 5.88% | 8 47.06% | 7 41.18% | 0 | 8 |
| Precinct 371 | 41 | 121 | 24 | 2 8.33% | 1 4.17% | 10 41.67% | 11 45.83% | 0 | 17 |
| Precinct 372 | 25 | 80 | 17 | 2 11.76% | 2 11.76% | 7 41.18% | 6 35.29% | 0 | 8 |
| Precinct 373 | 4 | 12 | 4 | 0 0.00% | 0 0.00% | 2 50.00% | 2 50.00% | 0 | 0 |
| Precinct 374 | 0 | 2 | 0 | 0 0.00% | 0 0.00% | 0 0.00% | 0 0.00% | 0 | 0 |
| Precinct 375 | 0 | 10 | 0 | 0 0.00% | 0 0.00% | 0 0.00% | 0 0.00% | 0 | 0 |
| Precinct 376 | 18 | 69 | 9 | 0 0.00% | 0 0.00% | 4 44.44% | 5 55.56% | 0 | 9 |
| Precinct 377 | 36 | 101 | 19 | 2 10.53% | 0 0.00% | 5 26.32% | 12 63.16% | 0 | 17 |
| Precinct 378 | 23 | 79 | 15 | 0 0.00% | 3 20.00% | 7 46.67% | 5 33.33% | 0 | 8 |
| Precinct 379 | 76 | 316 | 48 | 3 6.25% | 4 8.33% | 19 39.58% | 22 45.83% | 0 | 28 |
| Precinct 380 | 80 | 270 | 57 | 6 10.53% | 4 7.02% | 21 36.84% | 26 45.61% | 0 | 23 |
| Precinct 381 | 0 | 5 | 0 | 0 0.00% | 0 0.00% | 0 0.00% | 0 0.00% | 0 | 0 |
| Precinct 382 | 22 | 109 | 19 | 1 5.26% | 1 5.26% | 10 52.63% | 7 36.84% | 1 | 2 |
| Precinct 383 | 17 | 43 | 11 | 0 0.00% | 1 9.09% | 5 45.45% | 5 45.45% | 0 | 6 |
| Precinct 384 | 49 | 131 | 27 | 3 11.11% | 3 11.11% | 6 22.22% | 15 55.56% | 0 | 22 |
| Precinct 385 | 41 | 119 | 29 | 1 3.45% | 2 6.90% | 10 34.48% | 16 55.17% | 0 | 12 |
| Precinct 386 | 37 | 114 | 18 | 2 11.11% | 3 16.67% | 2 11.11% | 11 61.11% | 0 | 19 |
| Precinct 387 | 19 | 80 | 9 | 1 11.11% | 0 0.00% | 4 44.44% | 4 44.44% | 0 | 10 |
| Precinct 388 | 14 | 53 | 13 | 3 23.08% | 4 30.77% | 4 30.77% | 2 15.38% | 0 | 1 |
| Precinct 389 | 51 | 276 | 41 | 3 7.32% | 3 7.32% | 14 34.15% | 21 51.22% | 0 | 20 |
| Precinct 390 | 40 | 107 | 24 | 1 4.17% | 1 4.17% | 10 41.67% | 12 50.00% | 0 | 16 |

Statement of Votes Cast by Contests, Geography by Choice
Washington County, May, 15 2018 Primary
All Precincts, All Districts, All Scan Stations, Governor (IND), All Boxes
Official Results

Total Ballots Cast: 3469 (includes some ballots not yet counted), Registered Voters: 348505, Overall Turnout: 1.00%

Governor (IND) (Vote for 1)

| Precinct | Ballots Cast | Reg. Voters | Total Votes | Dan (Mr P) Pistorresi | Skye J Allen | Patrick Starnes | Write-in | Over Votes | Under Votes |
|--------------|--------------|-------------|-------------|-----------------------|--------------|-----------------|-----------|------------|-------------|
| Precinct 391 | 1 | 21 | 1 | 0 0.00% | 0 0.00% | 1 100.00% | 0 0.00% | 0 | 0 |
| Precinct 392 | 4 | 14 | 3 | 0 0.00% | 1 33.33% | 0 0.00% | 2 66.67% | 0 | 1 |
| Precinct 393 | 10 | 34 | 3 | 0 0.00% | 0 0.00% | 2 66.67% | 1 33.33% | 0 | 7 |
| Precinct 394 | 2 | 9 | 0 | 0 0.00% | 0 0.00% | 0 0.00% | 0 0.00% | 0 | 2 |
| Precinct 395 | 69 | 334 | 31 | 2 6.45% | 4 12.90% | 14 45.16% | 11 35.48% | 0 | 38 |
| Precinct 396 | 12 | 69 | 11 | 2 18.18% | 1 9.09% | 3 27.27% | 5 45.45% | 0 | 1 |
| Precinct 397 | 25 | 135 | 17 | 0 0.00% | 0 0.00% | 3 17.65% | 14 82.35% | 0 | 8 |
| Precinct 398 | 15 | 61 | 12 | 2 16.67% | 1 8.33% | 5 41.67% | 4 33.33% | 0 | 3 |
| Precinct 399 | 18 | 97 | 12 | 0 0.00% | 1 8.33% | 7 58.33% | 4 33.33% | 0 | 6 |
| Precinct 400 | 26 | 167 | 17 | 1 5.88% | 1 5.88% | 6 35.29% | 9 52.94% | 0 | 9 |
| Precinct 401 | 22 | 73 | 16 | 1 4.65% | 2 12.50% | 7 43.75% | 6 37.50% | 0 | 6 |
| Precinct 402 | 107 | 368 | 61 | 4 6.56% | 4 6.56% | 21 34.43% | 32 52.46% | 0 | 46 |
| Precinct 403 | 12 | 60 | 7 | 1 14.29% | 0 0.00% | 4 57.14% | 2 28.57% | 0 | 5 |
| Precinct 404 | 86 | 298 | 51 | 6 11.76% | 6 11.76% | 20 39.22% | 19 37.25% | 0 | 35 |
| Precinct 405 | 147 | 425 | 92 | 6 6.52% | 11 11.96% | 26 28.26% | 49 53.26% | 0 | 55 |
| Precinct 406 | 2 | 14 | 2 | 0 0.00% | 0 0.00% | 1 50.00% | 1 50.00% | 0 | 0 |
| Precinct 407 | 34 | 98 | 13 | 1 7.69% | 0 0.00% | 2 15.38% | 10 76.92% | 0 | 21 |
| Precinct 408 | 1 | 5 | 1 | 0 0.00% | 0 0.00% | 0 0.00% | 1 100.00% | 0 | 0 |
| Precinct 409 | 58 | 246 | 37 | 4 10.81% | 5 13.51% | 7 18.92% | 21 56.76% | 0 | 21 |
| Precinct 410 | 38 | 156 | 26 | 5 19.23% | 1 3.85% | 3 11.54% | 17 66.38% | 0 | 12 |
| Precinct 411 | 6 | 20 | 5 | 1 20.00% | 0 0.00% | 2 40.00% | 2 40.00% | 0 | 1 |
| Precinct 412 | 19 | 90 | 8 | 1 12.50% | 0 0.00% | 2 25.00% | 5 62.50% | 0 | 11 |
| Precinct 413 | 17 | 68 | 12 | 3 25.00% | 1 8.33% | 1 8.33% | 7 58.33% | 0 | 5 |
| Precinct 414 | 8 | 33 | 5 | 0 0.00% | 0 0.00% | 0 0.00% | 5 100.00% | 0 | 3 |
| Precinct 415 | 1 | 5 | 1 | 0 0.00% | 0 0.00% | 1 100.00% | 0 0.00% | 0 | 0 |
| Precinct 416 | 0 | 1 | 0 | 0 0.00% | 0 0.00% | 0 0.00% | 0 0.00% | 0 | 0 |
| Precinct 417 | 13 | 94 | 12 | 2 16.67% | 0 0.00% | 4 33.33% | 6 50.00% | 0 | 1 |
| Precinct 418 | 20 | 105 | 14 | 0 0.00% | 2 14.29% | 5 35.71% | 7 50.00% | 0 | 6 |
| Precinct 419 | 37 | 95 | 29 | 1 3.45% | 2 6.90% | 5 17.24% | 21 72.41% | 0 | 8 |
| Precinct 420 | 42 | 168 | 23 | 1 4.35% | 0 0.00% | 8 34.78% | 14 60.87% | 0 | 19 |
| Precinct 421 | 0 | 10 | 0 | 0 0.00% | 0 0.00% | 0 0.00% | 0 0.00% | 0 | 0 |
| Precinct 422 | 0 | 1 | 0 | 0 0.00% | 0 0.00% | 0 0.00% | 0 0.00% | 0 | 0 |
| Precinct 423 | 45 | 182 | 33 | 1 3.03% | 1 3.03% | 10 30.30% | 21 63.64% | 0 | 12 |
| Precinct 424 | 47 | 244 | 34 | 4 11.76% | 2 5.88% | 10 29.41% | 18 52.94% | 0 | 13 |
| Precinct 425 | 10 | 42 | 6 | 1 16.67% | 0 0.00% | 2 33.33% | 3 50.00% | 0 | 4 |
| Precinct 426 | 7 | 23 | 6 | 1 16.67% | 1 16.67% | 1 16.67% | 3 50.00% | 0 | 1 |
| Precinct 427 | 0 | 1 | 0 | 0 0.00% | 0 0.00% | 0 0.00% | 0 0.00% | 0 | 0 |
| Precinct 428 | 26 | 100 | 18 | 1 5.56% | 3 16.67% | 6 33.33% | 8 44.44% | 0 | 8 |
| Precinct 429 | 40 | 139 | 25 | 0 0.00% | 1 4.00% | 9 36.00% | 15 60.00% | 0 | 15 |
| Precinct 430 | 11 | 55 | 7 | 0 0.00% | 1 14.29% | 0 0.00% | 6 85.71% | 0 | 4 |
| Precinct 431 | 12 | 72 | 7 | 0 0.00% | 1 14.29% | 3 42.86% | 3 42.86% | 0 | 5 |
| Precinct 432 | 3 | 20 | 2 | 0 0.00% | 0 0.00% | 1 50.00% | 1 50.00% | 0 | 1 |
| Precinct 433 | 27 | 136 | 16 | 0 0.00% | 2 12.50% | 7 43.75% | 7 43.75% | 0 | 11 |
| Precinct 434 | 35 | 175 | 21 | 1 4.76% | 0 0.00% | 11 52.38% | 9 42.86% | 0 | 14 |
| Precinct 435 | 39 | 226 | 32 | 7 21.88% | 3 9.38% | 9 28.12% | 13 40.62% | 0 | 7 |

Statement of Votes Cast by Contests, Geography by Choice
Washington County, May, 15 2018 Primary
All Precincts, All Districts, All ScanStations, Governor (IND), All Boxes
Official Results

Total Ballots Cast: 3469 (includes some ballots not yet counted), Registered Voters: 348505, Overall Turnout: 1.00%

Governor (IND) (Vote for 1)

| Precinct | Ballots Cast | Reg. Voters | Total Votes | Dan (Mr P) Pistorresi | Skye J Allen | Patrick Starnes | Write-in | Over Votes | Under Votes |
|--------------|--------------|-------------|-------------|-----------------------|--------------|-----------------|-------------|------------|-------------|
| Precinct 436 | 31 | 118 | 18 | 1 5.56% | 2 11.11% | 7 38.89% | 8 44.44% | 0 | 13 |
| Precinct 437 | 0 | 0 | 0 | 0 0.00% | 0 0.00% | 0 0.00% | 0 0.00% | 0 | 0 |
| Precinct 438 | 2 | 19 | 2 | 0 0.00% | 0 0.00% | 1 50.00% | 1 50.00% | 0 | 0 |
| Precinct 439 | 6 | 32 | 1 | 0 0.00% | 0 0.00% | 0 0.00% | 1 100.00% | 0 | 5 |
| Precinct 440 | 17 | 70 | 12 | 3 25.00% | 1 8.33% | 2 16.67% | 6 50.00% | 0 | 5 |
| Precinct 441 | 3 | 4 | 2 | 0 0.00% | 0 0.00% | 0 0.00% | 2 100.00% | 0 | 1 |
| Precinct 442 | 20 | 147 | 20 | 2 10.00% | 3 15.00% | 8 40.00% | 7 35.00% | 0 | 0 |
| Precinct 443 | 0 | 0 | 0 | 0 0.00% | 0 0.00% | 0 0.00% | 0 0.00% | 0 | 0 |
| Total | 3469 | 0 | 2358 | 186 7.89% | 211 8.95% | 739 31.34% | 1222 51.82% | 1 | 1110 |




Statement of Votes Cast by Contests, Geography by Choice
Washington County, May, 15 2018 II, May 15, 2018
All Precincts, All Districts, All ScanStations, Governor (REP), All Boxes

Total Ballots Cast: 35535 (includes some ballots not yet counted), Registered Voters: 348505, Overall Turnout: 10.20%

Governor (REP) (Vote for 1)

| Precinct | Ballots Cast | Reg. Voters | Total Votes | Knute Buehler | Keenan W Bohact | Greg C Woodbridge | Jonathan I Edwards III | David W Stauffer | Jeff Smith | | | | | | |
|--------------|--------------|-------------|-------------|---------------|-----------------|-------------------|------------------------|------------------|------------|---|-------|----|-------|----|-------|
| Precinct 301 | 338 | 714 | 323 | 145 | 43.41% | 3 | 0.90% | 80 | 23.95% | 1 | 0.30% | 1 | 0.30% | 2 | 0.60% |
| Precinct 302 | 241 | 574 | 224 | 94 | 42.15% | 1 | 0.45% | 61 | 27.35% | 3 | 1.35% | 4 | 1.79% | 3 | 1.35% |
| Precinct 303 | 161 | 317 | 157 | 68 | 43.31% | 0 | 0.00% | 38 | 24.20% | 1 | 0.64% | 0 | 0.00% | 2 | 1.27% |
| Precinct 304 | 296 | 795 | 291 | 116 | 39.86% | 1 | 0.34% | 100 | 34.36% | 0 | 0.00% | 3 | 1.03% | 3 | 1.03% |
| Precinct 305 | 110 | 381 | 108 | 34 | 31.48% | 2 | 1.85% | 32 | 29.63% | 0 | 0.00% | 1 | 0.93% | 0 | 0.00% |
| Precinct 306 | 57 | 133 | 53 | 30 | 56.60% | 1 | 1.89% | 12 | 22.64% | 0 | 0.00% | 0 | 0.00% | 0 | 0.00% |
| Precinct 307 | 221 | 525 | 214 | 98 | 45.79% | 0 | 0.00% | 58 | 27.10% | 1 | 0.47% | 2 | 0.93% | 9 | 4.21% |
| Precinct 308 | 33 | 71 | 30 | 11 | 36.67% | 0 | 0.00% | 7 | 23.33% | 0 | 0.00% | 0 | 0.00% | 0 | 0.00% |
| Precinct 309 | 344 | 854 | 327 | 180 | 55.05% | 0 | 0.00% | 67 | 20.49% | 1 | 0.31% | 1 | 0.31% | 5 | 1.53% |
| Precinct 310 | 301 | 634 | 294 | 136 | 46.26% | 1 | 0.34% | 79 | 26.87% | 0 | 0.00% | 1 | 0.34% | 2 | 0.68% |
| Precinct 311 | 101 | 229 | 99 | 40 | 40.40% | 0 | 0.00% | 33 | 33.33% | 0 | 0.00% | 0 | 0.00% | 3 | 3.03% |
| Precinct 312 | 140 | 289 | 139 | 59 | 42.45% | 0 | 0.00% | 43 | 30.94% | 0 | 0.00% | 1 | 0.72% | 0 | 0.00% |
| Precinct 313 | 0 | 0 | 0 | 0 | 0.00% | 0 | 0.00% | 0 | 0.00% | 0 | 0.00% | 0 | 0.00% | 0 | 0.00% |
| Precinct 314 | 82 | 142 | 78 | 32 | 41.03% | 0 | 0.00% | 31 | 39.74% | 0 | 0.00% | 0 | 0.00% | 0 | 0.00% |
| Precinct 315 | 216 | 407 | 208 | 103 | 49.52% | 0 | 0.00% | 69 | 33.17% | 0 | 0.00% | 0 | 0.00% | 1 | 0.48% |
| Precinct 316 | 177 | 333 | 175 | 81 | 46.29% | 0 | 0.00% | 51 | 29.14% | 0 | 0.00% | 2 | 1.14% | 0 | 0.00% |
| Precinct 317 | 218 | 472 | 208 | 89 | 42.79% | 1 | 0.48% | 69 | 33.17% | 1 | 0.48% | 1 | 0.48% | 3 | 1.44% |
| Precinct 318 | 397 | 896 | 385 | 182 | 47.27% | 1 | 0.26% | 90 | 23.38% | 0 | 0.00% | 3 | 0.78% | 5 | 1.30% |
| Precinct 319 | 537 | 1626 | 520 | 241 | 46.35% | 2 | 0.38% | 121 | 23.27% | 2 | 0.38% | 11 | 2.12% | 9 | 1.73% |
| Precinct 320 | 266 | 708 | 244 | 105 | 43.03% | 0 | 0.00% | 54 | 22.13% | 1 | 0.41% | 0 | 0.00% | 9 | 3.69% |
| Precinct 321 | 29 | 106 | 29 | 6 | 20.69% | 0 | 0.00% | 17 | 58.62% | 1 | 3.45% | 0 | 0.00% | 0 | 0.00% |
| Precinct 322 | 39 | 92 | 38 | 11 | 28.95% | 0 | 0.00% | 13 | 34.21% | 0 | 0.00% | 0 | 0.00% | 1 | 2.63% |
| Precinct 323 | 2 | 6 | 2 | 2 | 100.00% | 0 | 0.00% | 0 | 0.00% | 0 | 0.00% | 0 | 0.00% | 0 | 0.00% |
| Precinct 324 | 66 | 176 | 63 | 24 | 38.10% | 0 | 0.00% | 18 | 28.57% | 0 | 0.00% | 0 | 0.00% | 2 | 3.17% |
| Precinct 325 | 0 | 0 | 0 | 0 | 0.00% | 0 | 0.00% | 0 | 0.00% | 0 | 0.00% | 0 | 0.00% | 0 | 0.00% |
| Precinct 326 | 374 | 769 | 368 | 133 | 36.14% | 0 | 0.00% | 107 | 29.08% | 0 | 0.00% | 0 | 0.00% | 3 | 0.82% |
| Precinct 327 | 371 | 1045 | 360 | 154 | 42.78% | 1 | 0.28% | 96 | 26.67% | 1 | 0.28% | 5 | 1.39% | 8 | 2.22% |
| Precinct 328 | 385 | 813 | 380 | 196 | 51.58% | 2 | 0.53% | 100 | 26.32% | 0 | 0.00% | 4 | 1.05% | 2 | 0.53% |
| Precinct 329 | 687 | 1820 | 656 | 298 | 45.43% | 6 | 0.91% | 168 | 25.61% | 3 | 0.46% | 6 | 0.91% | 14 | 2.13% |
| Precinct 330 | 209 | 522 | 204 | 77 | 37.75% | 0 | 0.00% | 73 | 35.78% | 0 | 0.00% | 4 | 1.96% | 3 | 1.47% |
| Precinct 331 | 185 | 475 | 166 | 100 | 60.24% | 0 | 0.00% | 20 | 12.05% | 0 | 0.00% | 4 | 2.41% | 4 | 2.41% |
| Precinct 332 | 103 | 430 | 97 | 37 | 38.14% | 0 | 0.00% | 29 | 29.90% | 0 | 0.00% | 0 | 0.00% | 7 | 7.22% |
| Precinct 333 | 170 | 646 | 164 | 85 | 51.83% | 2 | 1.22% | 32 | 19.51% | 1 | 0.61% | 1 | 0.61% | 2 | 1.22% |
| Precinct 334 | 27 | 65 | 26 | 15 | 57.69% | 0 | 0.00% | 5 | 19.23% | 0 | 0.00% | 0 | 0.00% | 0 | 0.00% |
| Precinct 335 | 714 | 1587 | 684 | 324 | 47.37% | 1 | 0.15% | 187 | 27.34% | 1 | 0.15% | 4 | 0.58% | 11 | 1.61% |
| Precinct 336 | 347 | 789 | 336 | 139 | 41.37% | 1 | 0.30% | 94 | 27.98% | 0 | 0.00% | 1 | 0.30% | 7 | 2.08% |
| Precinct 337 | 468 | 1055 | 448 | 182 | 40.62% | 0 | 0.00% | 117 | 26.12% | 2 | 0.45% | 1 | 0.22% | 6 | 1.34% |
| Precinct 338 | 471 | 1155 | 463 | 153 | 33.05% | 2 | 0.43% | 124 | 26.78% | 0 | 0.00% | 5 | 1.08% | 7 | 1.51% |
| Precinct 339 | 566 | 1414 | 550 | 222 | 40.36% | 0 | 0.00% | 142 | 25.82% | 0 | 0.00% | 13 | 2.36% | 11 | 2.00% |
| Precinct 340 | 886 | 2104 | 857 | 371 | 43.29% | 1 | 0.12% | 184 | 21.47% | 1 | 0.12% | 4 | 0.47% | 9 | 1.05% |
| Precinct 341 | 64 | 146 | 63 | 34 | 53.97% | 0 | 0.00% | 15 | 23.81% | 0 | 0.00% | 0 | 0.00% | 0 | 0.00% |
| Precinct 342 | 17 | 26 | 17 | 3 | 17.65% | 0 | 0.00% | 4 | 23.53% | 0 | 0.00% | 0 | 0.00% | 1 | 5.88% |
| Precinct 343 | 598 | 1314 | 575 | 250 | 43.48% | 0 | 0.00% | 162 | 28.17% | 2 | 0.35% | 9 | 1.57% | 7 | 1.22% |
| Precinct 344 | 427 | 973 | 419 | 176 | 42.00% | 0 | 0.00% | 119 | 28.40% | 3 | 0.72% | 3 | 0.72% | 8 | 1.91% |
| Precinct 345 | 1 | 5 | 1 | 1 | 100.00% | 0 | 0.00% | 0 | 0.00% | 0 | 0.00% | 0 | 0.00% | 0 | 0.00% |
| Precinct 346 | 69 | 134 | 68 | 16 | 23.53% | 0 | 0.00% | 32 | 47.06% | 2 | 2.94% | 2 | 2.94% | 1 | 1.47% |



Statement of Votes Cast by Contests, Geography by Choice
Washington County, May, 15 2018 II, May 15, 2018

All Precincts, All Districts, All ScanStations, Governor (REP), All Boxes

Total Ballots Cast: 35535 (includes some ballots not yet counted), Registered Voters: 348505, Overall Turnout: 10.20%

Governor (REP) (Vote for 1)

| Precinct | Ballots Cast | Reg. Voters | Total Votes | Knute Buehler | Keenan W. Bohach | Greg C. Woodbridge | Jonathan I. Edwards III | David W. Stauffer | Jeff Smith |
|--------------|--------------|-------------|-------------|---------------|------------------|--------------------|-------------------------|-------------------|------------|
| Precinct 347 | 12 | 14 | 12 | 7 58.33% | 0 0.00% | 0 0.00% | 0 0.00% | 0 0.00% | 1 8.33% |
| Precinct 348 | 3 | 8 | 3 | 3 100.00% | 0 0.00% | 0 0.00% | 0 0.00% | 0 0.00% | 0 0.00% |
| Precinct 349 | 194 | 519 | 181 | 78 43.09% | 1 0.55% | 42 23.20% | 0 0.00% | 3 1.66% | 7 3.87% |
| Precinct 350 | 275 | 685 | 262 | 140 53.44% | 0 0.00% | 47 17.94% | 2 0.76% | 2 0.76% | 5 1.91% |
| Precinct 351 | 204 | 542 | 192 | 78 40.62% | 1 0.52% | 43 22.40% | 1 0.52% | 3 1.56% | 8 4.17% |
| Precinct 352 | 30 | 101 | 29 | 10 34.48% | 0 0.00% | 10 34.48% | 0 0.00% | 0 0.00% | 1 3.45% |
| Precinct 353 | 157 | 388 | 143 | 78 54.56% | 0 0.00% | 31 21.68% | 0 0.00% | 1 0.70% | 0 0.00% |
| Precinct 354 | 489 | 1043 | 450 | 248 55.11% | 1 0.22% | 107 23.78% | 1 0.22% | 6 1.33% | 8 1.78% |
| Precinct 355 | 282 | 699 | 263 | 118 44.87% | 0 0.00% | 77 29.28% | 1 0.38% | 3 1.14% | 6 2.28% |
| Precinct 356 | 165 | 454 | 163 | 67 41.10% | 0 0.00% | 39 23.93% | 0 0.00% | 4 2.45% | 3 1.84% |
| Precinct 357 | 177 | 377 | 161 | 79 49.07% | 0 0.00% | 40 24.84% | 1 0.62% | 0 0.00% | 3 1.86% |
| Precinct 358 | 308 | 704 | 272 | 166 61.03% | 0 0.00% | 57 20.96% | 1 0.37% | 2 0.74% | 7 2.57% |
| Precinct 359 | 190 | 528 | 175 | 98 56.57% | 0 0.00% | 36 20.57% | 0 0.00% | 1 0.57% | 9 5.14% |
| Precinct 360 | 207 | 583 | 195 | 91 46.67% | 2 1.03% | 39 20.00% | 1 0.51% | 3 1.54% | 7 3.59% |
| Precinct 361 | 66 | 280 | 63 | 31 49.21% | 0 0.00% | 12 19.05% | 0 0.00% | 1 1.59% | 5 1.24% |
| Precinct 362 | 425 | 873 | 403 | 257 63.77% | 0 0.00% | 67 16.63% | 2 0.50% | 7 1.74% | 5 1.24% |
| Precinct 363 | 825 | 202 | 338 | 202 59.76% | 3 0.89% | 65 19.23% | 1 0.30% | 1 0.30% | 2 0.59% |
| Precinct 364 | 539 | 1173 | 482 | 330 68.46% | 1 0.21% | 76 15.77% | 2 0.41% | 5 1.04% | 7 1.45% |
| Precinct 365 | 367 | 764 | 331 | 228 68.88% | 0 0.00% | 46 13.90% | 1 0.30% | 4 1.21% | 1 0.30% |
| Precinct 366 | 175 | 453 | 160 | 103 64.38% | 1 0.62% | 21 13.12% | 1 0.62% | 4 2.50% | 1 0.62% |
| Precinct 367 | 476 | 981 | 423 | 279 65.96% | 4 0.95% | 63 14.89% | 2 0.47% | 4 0.95% | 1 0.24% |
| Precinct 368 | 443 | 1018 | 393 | 201 51.15% | 2 0.51% | 100 25.45% | 0 0.00% | 5 1.27% | 5 1.27% |
| Precinct 369 | 235 | 554 | 208 | 103 49.52% | 1 0.48% | 49 23.56% | 1 0.48% | 3 1.44% | 2 0.96% |
| Precinct 370 | 282 | 654 | 272 | 155 56.99% | 0 0.00% | 49 18.01% | 1 0.37% | 3 1.10% | 5 1.84% |
| Precinct 371 | 355 | 617 | 319 | 205 64.26% | 1 0.31% | 51 15.99% | 1 0.31% | 1 0.31% | 8 2.51% |
| Precinct 372 | 238 | 444 | 213 | 160 75.12% | 0 0.00% | 19 8.92% | 1 0.47% | 2 0.94% | 2 0.94% |
| Precinct 373 | 48 | 117 | 48 | 29 60.42% | 0 0.00% | 7 14.58% | 0 0.00% | 0 0.00% | 0 0.00% |
| Precinct 374 | 4 | 6 | 4 | 4 100.00% | 0 0.00% | 0 0.00% | 0 0.00% | 0 0.00% | 0 0.00% |
| Precinct 375 | 13 | 56 | 13 | 11 84.62% | 0 0.00% | 1 7.69% | 0 0.00% | 0 0.00% | 1 7.69% |
| Precinct 376 | 233 | 558 | 206 | 120 58.25% | 0 0.00% | 50 24.27% | 1 0.49% | 2 0.97% | 4 1.94% |
| Precinct 377 | 338 | 651 | 313 | 223 71.25% | 2 0.64% | 40 12.78% | 0 0.00% | 1 0.32% | 3 0.96% |
| Precinct 378 | 115 | 333 | 107 | 65 60.75% | 0 0.00% | 20 18.69% | 0 0.00% | 2 1.87% | 1 0.93% |
| Precinct 379 | 531 | 1334 | 482 | 238 48.38% | 3 0.62% | 112 23.24% | 2 0.41% | 6 1.24% | 8 1.66% |
| Precinct 380 | 766 | 1633 | 706 | 397 56.23% | 0 0.00% | 122 17.28% | 3 0.42% | 5 0.71% | 15 2.12% |
| Precinct 381 | 18 | 38 | 15 | 10 66.67% | 0 0.00% | 2 13.33% | 0 0.00% | 0 0.00% | 1 6.67% |
| Precinct 382 | 119 | 425 | 114 | 57 50.00% | 1 0.88% | 32 28.07% | 0 0.00% | 1 0.88% | 3 2.63% |
| Precinct 383 | 110 | 238 | 100 | 67 67.00% | 0 0.00% | 14 14.00% | 2 2.00% | 0 0.00% | 3 3.00% |
| Precinct 384 | 306 | 617 | 295 | 177 60.00% | 3 1.02% | 38 12.88% | 0 0.00% | 1 0.34% | 7 2.37% |
| Precinct 385 | 342 | 665 | 328 | 241 73.48% | 0 0.00% | 32 9.76% | 0 0.00% | 3 0.91% | 4 1.22% |
| Precinct 386 | 442 | 760 | 399 | 275 68.92% | 0 0.00% | 67 16.79% | 0 0.00% | 3 0.75% | 9 2.26% |
| Precinct 387 | 75 | 232 | 72 | 42 58.33% | 1 1.39% | 8 11.11% | 1 1.39% | 1 1.39% | 3 4.17% |
| Precinct 388 | 97 | 223 | 88 | 53 60.23% | 0 0.00% | 15 17.05% | 1 1.14% | 0 0.00% | 2 2.27% |
| Precinct 389 | 662 | 1550 | 608 | 362 59.54% | 0 0.00% | 106 17.43% | 3 0.49% | 4 0.66% | 8 1.32% |
| Precinct 390 | 415 | 748 | 378 | 268 70.90% | 1 0.26% | 52 13.76% | 0 0.00% | 5 1.32% | 4 1.06% |
| Precinct 391 | 12 | 46 | 12 | 9 75.00% | 0 0.00% | 0 0.00% | 0 0.00% | 0 0.00% | 0 0.00% |
| Precinct 392 | 13 | 33 | 10 | 3 30.00% | 0 0.00% | 3 30.00% | 0 0.00% | 0 0.00% | 1 10.00% |

Statement of Votes Cast by Contests, Geography by Choice
Washington County, May, 15 2018 II, May 15, 2018

All Precincts, All Districts, All ScanStations, Governor (REP), All Boxes

Total Ballots Cast: 35535 (includes some ballots not yet counted), Registered Voters: 348505, Overall Turnout: 10.20%

Governor (REP) (Vote for 1)

| Precinct | Ballots Cast | Reg. Voters | Total Votes | Knute Buehler | Keenan W Bohach | Greg C Woodbridge | Jonathan I Edwards III | David W Stauffer | Jeff Smith | | | | |
|--------------|--------------|-------------|-------------|---------------|-----------------|-------------------|------------------------|------------------|------------|---|--------|----|---------|
| Precinct 393 | 68 | 138 | 60 | 39 | 65.00% | 0 | 0.00% | 4 | 6.67% | 0 | 0.00% | 0 | 0.00% |
| Precinct 394 | 17 | 78 | 15 | 9 | 60.00% | 0 | 0.00% | 4 | 26.67% | 0 | 0.00% | 0 | 0.00% |
| Precinct 395 | 647 | 1697 | 581 | 393 | 67.64% | 7 | 1.20% | 70 | 12.05% | 4 | 0.69% | 6 | 1.03% |
| Precinct 396 | 112 | 287 | 110 | 72 | 65.45% | 1 | 0.91% | 19 | 17.27% | 0 | 0.00% | 0 | 0.00% |
| Precinct 397 | 358 | 888 | 349 | 193 | 55.30% | 1 | 0.29% | 69 | 19.77% | 1 | 0.29% | 1 | 0.29% |
| Precinct 398 | 306 | 625 | 289 | 191 | 66.09% | 0 | 0.00% | 51 | 17.65% | 1 | 0.35% | 3 | 1.04% |
| Precinct 399 | 200 | 507 | 197 | 98 | 49.75% | 1 | 0.51% | 35 | 17.77% | 0 | 0.00% | 1 | 0.51% |
| Precinct 400 | 359 | 855 | 333 | 186 | 55.86% | 0 | 0.00% | 66 | 19.82% | 0 | 0.00% | 0 | 0.00% |
| Precinct 401 | 169 | 329 | 159 | 91 | 57.23% | 2 | 1.25% | 31 | 19.50% | 2 | 1.26% | 1 | 0.63% |
| Precinct 402 | 1157 | 2458 | 1072 | 606 | 56.53% | 1 | 0.09% | 194 | 18.10% | 3 | 0.28% | 8 | 0.75% |
| Precinct 403 | 156 | 354 | 145 | 84 | 57.93% | 0 | 0.00% | 27 | 18.62% | 0 | 0.00% | 0 | 0.00% |
| Precinct 404 | 616 | 1387 | 565 | 305 | 53.98% | 1 | 0.18% | 109 | 19.29% | 2 | 0.35% | 5 | 0.88% |
| Precinct 405 | 1205 | 2396 | 1113 | 677 | 60.83% | 1 | 0.09% | 192 | 17.25% | 6 | 0.54% | 10 | 0.90% |
| Precinct 406 | 10 | 49 | 9 | 2 | 22.22% | 0 | 0.00% | 3 | 33.33% | 0 | 0.00% | 0 | 0.00% |
| Precinct 407 | 213 | 406 | 195 | 141 | 72.31% | 0 | 0.00% | 27 | 13.85% | 1 | 0.51% | 0 | 0.00% |
| Precinct 408 | 7 | 22 | 6 | 3 | 50.00% | 0 | 0.00% | 0 | 0.00% | 1 | 16.67% | 1 | 16.67% |
| Precinct 409 | 555 | 1278 | 491 | 255 | 51.93% | 2 | 0.41% | 104 | 21.18% | 2 | 0.41% | 8 | 1.63% |
| Precinct 410 | 332 | 903 | 314 | 176 | 56.05% | 0 | 0.00% | 84 | 26.75% | 0 | 0.00% | 1 | 0.32% |
| Precinct 411 | 33 | 143 | 29 | 21 | 72.41% | 0 | 0.00% | 3 | 10.34% | 0 | 0.00% | 0 | 0.00% |
| Precinct 412 | 244 | 584 | 222 | 125 | 56.31% | 0 | 0.00% | 48 | 21.62% | 0 | 0.00% | 1 | 0.45% |
| Precinct 413 | 205 | 466 | 198 | 120 | 60.61% | 2 | 1.01% | 34 | 17.17% | 1 | 0.51% | 2 | 1.01% |
| Precinct 414 | 77 | 219 | 75 | 49 | 65.33% | 0 | 0.00% | 8 | 10.67% | 1 | 1.33% | 0 | 0.00% |
| Precinct 415 | 11 | 24 | 11 | 7 | 63.64% | 0 | 0.00% | 2 | 18.18% | 0 | 0.00% | 0 | 0.00% |
| Precinct 416 | 9 | 13 | 9 | 5 | 55.56% | 0 | 0.00% | 1 | 11.11% | 0 | 0.00% | 0 | 0.00% |
| Precinct 417 | 127 | 333 | 120 | 60 | 50.00% | 0 | 0.00% | 32 | 26.67% | 0 | 0.00% | 0 | 0.00% |
| Precinct 418 | 273 | 614 | 251 | 133 | 52.99% | 0 | 0.00% | 47 | 18.73% | 1 | 0.40% | 1 | 0.39% |
| Precinct 419 | 344 | 614 | 332 | 188 | 56.63% | 5 | 1.51% | 64 | 19.28% | 0 | 0.00% | 3 | 0.90% |
| Precinct 420 | 462 | 1103 | 431 | 236 | 54.76% | 1 | 0.23% | 84 | 19.49% | 0 | 0.00% | 3 | 0.70% |
| Precinct 421 | 45 | 105 | 39 | 21 | 53.85% | 0 | 0.00% | 9 | 23.08% | 0 | 0.00% | 0 | 0.00% |
| Precinct 422 | 6 | 7 | 6 | 4 | 66.67% | 0 | 0.00% | 2 | 33.33% | 0 | 0.00% | 0 | 0.00% |
| Precinct 423 | 312 | 837 | 299 | 128 | 42.81% | 1 | 0.33% | 73 | 24.41% | 0 | 0.00% | 2 | 0.67% |
| Precinct 424 | 557 | 1587 | 532 | 285 | 53.57% | 2 | 0.38% | 115 | 21.62% | 1 | 0.19% | 8 | 1.50% |
| Precinct 425 | 204 | 457 | 198 | 100 | 50.51% | 0 | 0.00% | 32 | 16.16% | 0 | 0.00% | 1 | 0.51% |
| Precinct 426 | 103 | 180 | 95 | 56 | 58.95% | 0 | 0.00% | 14 | 14.74% | 0 | 0.00% | 1 | 1.05% |
| Precinct 427 | 1 | 8 | 1 | 0 | 0.00% | 0 | 0.00% | 0 | 0.00% | 0 | 0.00% | 1 | 100.00% |
| Precinct 428 | 186 | 502 | 179 | 80 | 44.69% | 1 | 0.56% | 42 | 23.46% | 1 | 0.56% | 1 | 0.56% |
| Precinct 429 | 277 | 742 | 247 | 127 | 51.42% | 0 | 0.00% | 57 | 23.08% | 0 | 0.00% | 3 | 1.21% |
| Precinct 430 | 251 | 604 | 246 | 118 | 47.97% | 1 | 0.41% | 70 | 28.46% | 0 | 0.00% | 1 | 0.41% |
| Precinct 431 | 292 | 616 | 284 | 135 | 47.54% | 0 | 0.00% | 70 | 24.65% | 1 | 0.35% | 1 | 0.35% |
| Precinct 432 | 19 | 91 | 19 | 7 | 36.84% | 0 | 0.00% | 7 | 36.84% | 0 | 0.00% | 0 | 0.00% |
| Precinct 433 | 289 | 706 | 274 | 133 | 48.54% | 1 | 0.36% | 71 | 25.91% | 0 | 0.00% | 1 | 0.36% |
| Precinct 434 | 433 | 1055 | 401 | 192 | 47.88% | 1 | 0.25% | 92 | 22.94% | 3 | 0.75% | 4 | 1.00% |
| Precinct 435 | 507 | 1437 | 494 | 251 | 50.81% | 0 | 0.00% | 112 | 22.67% | 1 | 0.20% | 1 | 0.20% |
| Precinct 436 | 408 | 965 | 372 | 223 | 59.95% | 1 | 0.27% | 61 | 16.40% | 2 | 0.54% | 0 | 0.00% |
| Precinct 437 | 13 | 22 | 13 | 6 | 46.15% | 0 | 0.00% | 0 | 0.00% | 0 | 0.00% | 0 | 0.00% |
| Precinct 438 | 44 | 119 | 44 | 32 | 72.73% | 0 | 0.00% | 2 | 4.55% | 0 | 0.00% | 0 | 0.00% |

Statement of Votes Cast by Contests, Geography by Choice
Washington County, May, 15 2018 II, May 15, 2018

All Precincts, All Districts, All ScanStations, Governor (REP), All Boxes

Total Ballots Cast: 35535 (includes some ballots not yet counted), Registered Voters: 348505, Overall Turnout: 10.20%

Governor (REP) (Vote for 1)

| Precinct | Ballots Cast | Reg. Voters | Total Votes | Knute Buehler | Keenan W Bohach | Greg C Woodbridge | Jonathan I Edwards III | David W Stauffer | Jeff Smith |
|--------------|--------------|-------------|-------------|---------------|-----------------|-------------------|------------------------|------------------|------------|
| Precinct 439 | 69 | 193 | 61 | 35 57.38% | 0 0.00% | 16 26.23% | 0 0.00% | 0 0.00% | 0 0.00% |
| Precinct 440 | 95 | 332 | 92 | 38 41.30% | 0 0.00% | 26 28.26% | 0 0.00% | 1 1.09% | 0 0.00% |
| Precinct 441 | 5 | 8 | 5 | 3 60.00% | 0 0.00% | 1 20.00% | 0 0.00% | 0 0.00% | 0 0.00% |
| Precinct 442 | 305 | 915 | 283 | 128 45.23% | 0 0.00% | 74 26.15% | 1 0.35% | 0 0.00% | 3 1.06% |
| Precinct 443 | 2 | 4 | 2 | 0 0.00% | 0 0.00% | 2 100.00% | 0 0.00% | 0 0.00% | 0 0.00% |
| Total | 35535 | 4 | 33392 | 17587 52.67% | 91 0.27% | 7220 21.62% | 94 0.28% | 285 0.85% | 537 1.61% |

Statement of Votes Cast by Contests, Geography by Choice

Washington County, May, 15 2018 II, May 15, 2018

All Precincts, All Districts, All ScanStations, Governor (REP), All Boxes

Total Ballots Cast: 35535 (includes some ballots not yet counted), Registered Voters: 348505, Overall Turnout: 10.20%

Governor (REP) (Vote for 1)

| Precinct | Ballots Cast | Reg. Voters | Total Votes | Jack W Tacy | Brett Hyland | Bruce Cuff | Sam Carpenter | Write-In | Over Votes | Under Votes |
|--------------|--------------|-------------|-------------|-------------|--------------|------------|---------------|----------|------------|-------------|
| Precinct 301 | 338 | 714 | 334 | 0 0.00% | 0 0.00% | 8 2.40% | 94 28.14% | 0 0.00% | 0 | 4 |
| Precinct 302 | 241 | 574 | 223 | 0 0.00% | 0 0.00% | 4 1.79% | 53 23.77% | 0 0.00% | 0 | 18 |
| Precinct 303 | 161 | 317 | 157 | 1 0.64% | 0 0.00% | 2 1.27% | 45 28.66% | 0 0.00% | 0 | 4 |
| Precinct 304 | 296 | 795 | 291 | 3 1.03% | 1 0.34% | 2 0.69% | 60 20.62% | 2 0.69% | 1 | 4 |
| Precinct 305 | 110 | 381 | 108 | 1 0.93% | 0 0.00% | 4 3.70% | 33 30.56% | 1 0.93% | 0 | 2 |
| Precinct 306 | 57 | 133 | 53 | 0 0.00% | 0 0.00% | 2 3.77% | 8 15.09% | 0 0.00% | 0 | 4 |
| Precinct 307 | 221 | 525 | 214 | 2 0.93% | 0 0.00% | 5 2.34% | 39 18.22% | 0 0.00% | 0 | 7 |
| Precinct 308 | 33 | 71 | 30 | 0 0.00% | 0 0.00% | 0 0.00% | 12 40.00% | 0 0.00% | 1 | 2 |
| Precinct 309 | 344 | 854 | 327 | 1 0.31% | 2 0.61% | 7 2.14% | 61 18.65% | 2 0.61% | 1 | 16 |
| Precinct 310 | 301 | 634 | 294 | 0 0.00% | 1 0.34% | 3 1.02% | 71 24.15% | 0 0.00% | 1 | 6 |
| Precinct 311 | 101 | 229 | 99 | 0 0.00% | 0 0.00% | 0 0.00% | 23 23.23% | 0 0.00% | 0 | 2 |
| Precinct 312 | 140 | 289 | 139 | 0 0.00% | 0 0.00% | 4 2.88% | 31 22.30% | 1 0.72% | 0 | 1 |
| Precinct 313 | 0 | 0 | 0 | 0 0.00% | 0 0.00% | 0 0.00% | 0 0.00% | 0 0.00% | 0 | 0 |
| Precinct 314 | 82 | 142 | 78 | 2 2.56% | 0 0.00% | 2 2.56% | 11 14.10% | 0 0.00% | 0 | 4 |
| Precinct 315 | 216 | 407 | 208 | 0 0.00% | 0 0.00% | 0 0.00% | 34 16.35% | 1 0.48% | 0 | 8 |
| Precinct 316 | 177 | 333 | 175 | 0 0.00% | 0 0.00% | 2 1.14% | 38 21.71% | 1 0.57% | 0 | 2 |
| Precinct 317 | 218 | 472 | 208 | 0 0.00% | 0 0.00% | 2 0.96% | 42 20.19% | 0 0.00% | 2 | 8 |
| Precinct 318 | 397 | 896 | 385 | 0 0.00% | 1 0.26% | 7 1.82% | 94 24.42% | 2 0.52% | 2 | 10 |
| Precinct 319 | 537 | 1626 | 520 | 0 0.00% | 4 0.77% | 7 1.35% | 121 23.27% | 2 0.38% | 1 | 16 |
| Precinct 320 | 266 | 708 | 244 | 0 0.00% | 1 0.41% | 2 0.82% | 70 28.69% | 2 0.82% | 0 | 22 |
| Precinct 321 | 29 | 106 | 29 | 0 0.00% | 0 0.00% | 0 0.00% | 4 13.79% | 1 3.45% | 0 | 0 |
| Precinct 322 | 39 | 92 | 38 | 0 0.00% | 0 0.00% | 0 0.00% | 13 34.21% | 0 0.00% | 0 | 1 |
| Precinct 323 | 2 | 6 | 2 | 0 0.00% | 0 0.00% | 0 0.00% | 17 26.98% | 0 0.00% | 0 | 3 |
| Precinct 324 | 66 | 176 | 63 | 1 1.59% | 0 0.00% | 0 0.00% | 0 0.00% | 0 0.00% | 0 | 0 |
| Precinct 325 | 0 | 0 | 0 | 0 0.00% | 0 0.00% | 0 0.00% | 0 0.00% | 0 0.00% | 0 | 0 |
| Precinct 326 | 374 | 769 | 368 | 0 0.00% | 0 0.00% | 0 0.00% | 0 0.00% | 0 0.00% | 0 | 6 |
| Precinct 327 | 371 | 1045 | 360 | 0 0.00% | 1 0.28% | 6 1.63% | 117 31.79% | 2 0.54% | 1 | 10 |
| Precinct 328 | 385 | 813 | 380 | 1 0.26% | 1 0.26% | 5 1.39% | 87 24.17% | 2 0.56% | 0 | 5 |
| Precinct 329 | 687 | 1820 | 656 | 1 0.15% | 2 0.30% | 8 1.22% | 73 19.21% | 0 0.00% | 0 | 26 |
| Precinct 330 | 209 | 522 | 204 | 1 0.49% | 0 0.00% | 3 1.47% | 141 21.49% | 9 1.37% | 5 | 5 |
| Precinct 331 | 185 | 475 | 166 | 0 0.00% | 1 0.60% | 1 0.60% | 43 21.08% | 0 0.00% | 2 | 17 |
| Precinct 332 | 103 | 430 | 97 | 1 1.03% | 0 0.00% | 2 2.06% | 35 21.08% | 1 1.03% | 1 | 5 |
| Precinct 333 | 170 | 646 | 164 | 0 0.00% | 0 0.00% | 5 3.05% | 20 20.62% | 4 2.44% | 0 | 6 |
| Precinct 334 | 27 | 65 | 26 | 0 0.00% | 0 0.00% | 0 0.00% | 32 19.51% | 0 0.00% | 0 | 1 |
| Precinct 335 | 714 | 1587 | 684 | 0 0.00% | 4 0.58% | 8 1.17% | 6 23.08% | 0 0.00% | 0 | 27 |
| Precinct 336 | 347 | 789 | 336 | 0 0.00% | 1 0.30% | 10 2.98% | 140 20.47% | 4 0.58% | 2 | 9 |
| Precinct 337 | 468 | 1055 | 448 | 2 0.45% | 3 0.67% | 5 1.12% | 80 23.81% | 3 0.89% | 3 | 17 |
| Precinct 338 | 471 | 1155 | 463 | 0 0.00% | 0 0.00% | 10 2.16% | 128 28.57% | 2 0.45% | 0 | 8 |
| Precinct 339 | 566 | 1414 | 550 | 4 0.73% | 2 0.36% | 7 1.27% | 157 33.91% | 5 0.90% | 1 | 15 |
| Precinct 340 | 886 | 2104 | 857 | 2 0.23% | 2 0.23% | 8 0.93% | 145 26.36% | 4 0.47% | 0 | 29 |
| Precinct 341 | 64 | 146 | 63 | 0 0.00% | 0 0.00% | 2 3.17% | 271 31.62% | 4 0.47% | 0 | 1 |
| Precinct 342 | 17 | 26 | 17 | 0 0.00% | 0 0.00% | 0 0.00% | 12 19.05% | 0 0.00% | 0 | 0 |
| Precinct 343 | 598 | 1314 | 575 | 0 0.00% | 2 0.35% | 6 1.04% | 9 52.94% | 0 0.00% | 0 | 22 |
| Precinct 344 | 427 | 973 | 419 | 0 0.00% | 1 0.24% | 5 1.19% | 132 22.96% | 5 1.43% | 1 | 7 |
| Precinct 345 | 1 | 5 | 1 | 0 0.00% | 0 0.00% | 0 0.00% | 101 24.11% | 6 1.43% | 0 | 0 |
| Precinct 346 | 69 | 134 | 68 | 0 0.00% | 0 0.00% | 1 1.47% | 0 0.00% | 0 0.00% | 0 | 1 |

Statement of Votes Cast by Contests, Geography by Choice
Washington County, May, 15 2018 II, May 15, 2018

All Precincts, All Districts, All ScanStations, Governor (REP), All Boxes

Total Ballots Cast: 35535 (includes some ballots not yet counted), Registered Voters: 348505, Overall Turnout: 10.20%

Governor (REP) (Vote for 1)

| Precinct | Ballots Cast | Reg. Voters | Total Votes | Jack W. Tacy | Brett Hyland | Bruce Cuff | Sam Carpenter | Write-in | Over Votes | Under Votes |
|--------------|--------------|-------------|-------------|--------------|--------------|------------|---------------|----------|------------|-------------|
| Precinct 347 | 12 | 14 | 12 | 0 0.00% | 0 0.00% | 1 8.33% | 3 25.00% | 0 0.00% | 0 0.00% | 0 0 |
| Precinct 348 | 3 | 8 | 3 | 0 0.00% | 0 0.00% | 0 0.00% | 0 0.00% | 0 0.00% | 0 0.00% | 0 0 |
| Precinct 349 | 194 | 519 | 181 | 1 0.55% | 0 0.00% | 3 1.66% | 43 23.76% | 3 1.66% | 0 0 | 13 |
| Precinct 350 | 275 | 685 | 262 | 2 0.76% | 0 0.00% | 3 1.15% | 60 22.90% | 1 0.38% | 1 0 | 12 |
| Precinct 351 | 204 | 542 | 192 | 0 0.00% | 0 0.00% | 1 0.52% | 54 28.12% | 3 1.56% | 0 0 | 12 |
| Precinct 352 | 30 | 101 | 29 | 0 0.00% | 0 0.00% | 2 6.90% | 5 17.24% | 1 3.45% | 0 0 | 1 |
| Precinct 353 | 157 | 388 | 143 | 0 0.00% | 2 1.40% | 3 2.10% | 27 18.88% | 1 0.70% | 0 0 | 14 |
| Precinct 354 | 489 | 1043 | 450 | 1 0.22% | 0 0.00% | 3 0.67% | 72 16.00% | 3 0.67% | 0 0 | 39 |
| Precinct 355 | 282 | 699 | 263 | 2 0.76% | 1 0.38% | 3 1.14% | 52 19.77% | 0 0.00% | 0 0 | 19 |
| Precinct 356 | 165 | 454 | 163 | 1 0.61% | 0 0.00% | 4 2.45% | 44 26.99% | 1 0.61% | 0 0 | 2 |
| Precinct 357 | 177 | 377 | 161 | 0 0.00% | 0 0.00% | 2 1.24% | 35 21.74% | 1 0.62% | 0 0 | 16 |
| Precinct 358 | 308 | 704 | 272 | 0 0.00% | 0 0.00% | 2 0.74% | 34 12.50% | 3 1.10% | 1 0 | 35 |
| Precinct 359 | 190 | 528 | 175 | 0 0.00% | 0 0.00% | 7 4.00% | 22 12.57% | 1 0.57% | 1 1 | 14 |
| Precinct 360 | 207 | 583 | 195 | 0 0.00% | 2 1.03% | 4 2.05% | 46 23.59% | 0 0.00% | 0 0 | 12 |
| Precinct 361 | 66 | 280 | 63 | 0 0.00% | 0 0.00% | 2 3.17% | 14 22.22% | 0 0.00% | 0 0 | 3 |
| Precinct 362 | 425 | 873 | 403 | 1 0.25% | 1 0.25% | 3 0.74% | 58 14.38% | 2 0.50% | 1 1 | 21 |
| Precinct 363 | 376 | 825 | 338 | 1 0.30% | 0 0.00% | 6 1.78% | 55 16.27% | 2 0.59% | 0 0 | 38 |
| Precinct 364 | 539 | 1173 | 482 | 0 0.00% | 0 0.00% | 2 0.41% | 54 11.20% | 5 1.04% | 1 1 | 56 |
| Precinct 365 | 367 | 764 | 331 | 1 0.30% | 2 0.60% | 3 0.91% | 25 15.62% | 2 0.60% | 1 1 | 35 |
| Precinct 366 | 175 | 453 | 160 | 0 0.00% | 1 0.62% | 0 0.00% | 43 12.99% | 3 1.88% | 0 0 | 15 |
| Precinct 367 | 476 | 981 | 423 | 1 0.24% | 0 0.00% | 1 0.24% | 64 15.13% | 4 0.95% | 1 1 | 52 |
| Precinct 368 | 443 | 1018 | 393 | 1 0.25% | 0 0.00% | 10 2.54% | 63 16.03% | 6 1.53% | 2 2 | 48 |
| Precinct 369 | 235 | 554 | 208 | 0 0.00% | 2 0.96% | 1 0.48% | 45 21.63% | 1 0.48% | 0 0 | 27 |
| Precinct 370 | 282 | 654 | 272 | 0 0.00% | 0 0.00% | 9 3.31% | 48 17.65% | 2 0.74% | 0 0 | 10 |
| Precinct 371 | 355 | 617 | 319 | 1 0.31% | 0 0.00% | 2 0.63% | 45 14.11% | 2 0.63% | 2 2 | 34 |
| Precinct 372 | 238 | 444 | 213 | 1 0.47% | 2 0.94% | 1 0.47% | 21 9.86% | 4 1.88% | 0 0 | 25 |
| Precinct 373 | 48 | 117 | 48 | 0 0.00% | 0 0.00% | 1 2.08% | 11 22.92% | 0 0.00% | 0 0 | 0 |
| Precinct 374 | 4 | 6 | 4 | 0 0.00% | 0 0.00% | 0 0.00% | 0 0.00% | 0 0.00% | 0 0 | 0 |
| Precinct 375 | 13 | 56 | 13 | 0 0.00% | 0 0.00% | 0 0.00% | 0 0.00% | 0 0.00% | 0 0 | 0 |
| Precinct 376 | 233 | 558 | 206 | 0 0.00% | 1 0.49% | 3 1.46% | 25 12.14% | 0 0.00% | 1 1 | 26 |
| Precinct 377 | 338 | 651 | 313 | 0 0.00% | 0 0.00% | 2 0.64% | 40 12.78% | 2 0.64% | 0 0 | 25 |
| Precinct 378 | 115 | 333 | 107 | 0 0.00% | 0 0.00% | 1 0.93% | 18 16.82% | 0 0.00% | 0 0 | 8 |
| Precinct 379 | 531 | 1334 | 482 | 2 0.41% | 3 0.62% | 7 1.45% | 96 19.92% | 5 1.04% | 2 2 | 47 |
| Precinct 380 | 766 | 1633 | 706 | 0 0.00% | 3 0.42% | 7 0.99% | 149 21.10% | 5 0.71% | 2 2 | 58 |
| Precinct 381 | 18 | 38 | 15 | 0 0.00% | 0 0.00% | 0 0.00% | 2 13.33% | 0 0.00% | 1 1 | 2 |
| Precinct 382 | 119 | 425 | 114 | 0 0.00% | 0 0.00% | 1 0.88% | 16 14.04% | 3 2.63% | 1 1 | 4 |
| Precinct 383 | 110 | 238 | 100 | 1 1.00% | 0 0.00% | 0 0.00% | 10 10.00% | 3 3.00% | 1 1 | 9 |
| Precinct 384 | 306 | 617 | 295 | 0 0.00% | 2 0.68% | 3 1.02% | 62 21.02% | 1 0.34% | 0 0 | 11 |
| Precinct 385 | 342 | 665 | 328 | 0 0.00% | 3 0.91% | 2 0.61% | 41 12.50% | 2 0.61% | 0 0 | 14 |
| Precinct 386 | 442 | 760 | 399 | 1 0.25% | 1 0.25% | 0 0.00% | 39 9.77% | 4 1.00% | 3 3 | 40 |
| Precinct 387 | 75 | 232 | 72 | 0 0.00% | 0 0.00% | 2 2.78% | 14 19.44% | 0 0.00% | 0 0 | 3 |
| Precinct 388 | 97 | 223 | 88 | 1 1.14% | 0 0.00% | 0 0.00% | 15 17.05% | 1 1.14% | 0 0 | 9 |
| Precinct 389 | 662 | 1550 | 608 | 3 0.49% | 5 0.82% | 10 1.64% | 100 16.45% | 7 1.15% | 0 0 | 54 |
| Precinct 390 | 415 | 748 | 378 | 0 0.00% | 0 0.00% | 1 0.26% | 44 11.64% | 3 0.79% | 0 0 | 37 |
| Precinct 391 | 12 | 46 | 12 | 0 0.00% | 0 0.00% | 0 0.00% | 1 8.33% | 2 16.57% | 0 0 | 0 |
| Precinct 392 | 13 | 33 | 10 | 0 0.00% | 0 0.00% | 1 10.00% | 1 10.00% | 1 10.00% | 0 0 | 3 |

Statement of Votes Cast by Contests, Geography by Choice

Washington County, May, 15 2018 II, May 15, 2018

All Precincts, All Districts, All ScanStations, Governor (REP), All Boxes

Total Ballots Cast: 35535 (includes some ballots not yet counted), Registered Voters: 348505, Overall Turnout: 10.20%

Governor (REP) (Vote for 1)

| Precinct | Ballots Cast | Reg. Voters | Total Votes | Jack W. Tacy | Brett Hyland | Bruce Cuff | Sam Carpenter | Write-In | Over Votes | Under Votes |
|--------------|--------------|-------------|-------------|--------------|--------------|------------|---------------|----------|------------|-------------|
| Precinct 393 | 68 | 138 | 60 | 0 | 1 | 3 | 12 | 1 | 0 | 8 |
| Precinct 394 | 17 | 78 | 15 | 0 | 0 | 0 | 2 | 0 | 0 | 2 |
| Precinct 395 | 647 | 1697 | 581 | 3 | 3 | 7 | 76 | 5 | 3 | 63 |
| Precinct 396 | 112 | 287 | 110 | 0 | 0 | 2 | 15 | 0 | 0 | 2 |
| Precinct 397 | 358 | 889 | 349 | 2 | 0 | 3 | 76 | 0 | 0 | 9 |
| Precinct 398 | 306 | 625 | 289 | 0 | 0 | 0 | 39 | 0 | 0 | 17 |
| Precinct 399 | 200 | 507 | 197 | 1 | 1 | 5 | 50 | 2 | 0 | 3 |
| Precinct 400 | 359 | 865 | 333 | 1 | 1 | 3 | 62 | 5 | 1 | 25 |
| Precinct 401 | 169 | 329 | 159 | 0 | 1 | 7 | 19 | 3 | 1 | 9 |
| Precinct 402 | 1157 | 2458 | 1072 | 4 | 5 | 3 | 231 | 4 | 2 | 83 |
| Precinct 403 | 156 | 364 | 145 | 0 | 0 | 3 | 29 | 1 | 1 | 10 |
| Precinct 404 | 616 | 1387 | 565 | 0 | 4 | 8 | 118 | 2 | 1 | 50 |
| Precinct 405 | 1205 | 2396 | 1113 | 1 | 6 | 11 | 183 | 7 | 4 | 88 |
| Precinct 406 | 10 | 49 | 9 | 0 | 0 | 0 | 4 | 0 | 0 | 1 |
| Precinct 407 | 213 | 406 | 195 | 0 | 0 | 1 | 20 | 2 | 0 | 18 |
| Precinct 408 | 7 | 22 | 6 | 0 | 0 | 0 | 0 | 0 | 0 | 1 |
| Precinct 409 | 555 | 1278 | 491 | 0 | 1 | 7 | 105 | 4 | 1 | 63 |
| Precinct 410 | 332 | 903 | 314 | 1 | 0 | 2 | 49 | 0 | 1 | 17 |
| Precinct 411 | 33 | 143 | 29 | 0 | 1 | 0 | 4 | 0 | 0 | 4 |
| Precinct 412 | 244 | 584 | 222 | 0 | 0 | 1 | 43 | 1 | 0 | 22 |
| Precinct 413 | 205 | 466 | 198 | 0 | 0 | 2 | 33 | 1 | 0 | 7 |
| Precinct 414 | 77 | 219 | 75 | 0 | 0 | 0 | 16 | 0 | 0 | 2 |
| Precinct 415 | 11 | 24 | 11 | 0 | 0 | 0 | 2 | 0 | 0 | 0 |
| Precinct 416 | 9 | 13 | 9 | 0 | 0 | 0 | 2 | 0 | 0 | 0 |
| Precinct 417 | 127 | 333 | 120 | 0 | 0 | 1 | 22 | 1 | 0 | 6 |
| Precinct 418 | 273 | 614 | 251 | 2 | 0 | 2 | 57 | 0 | 0 | 22 |
| Precinct 419 | 344 | 614 | 332 | 0 | 2 | 3 | 94 | 3 | 3 | 9 |
| Precinct 420 | 462 | 1103 | 431 | 0 | 0 | 3 | 8 | 2 | 1 | 30 |
| Precinct 421 | 45 | 105 | 39 | 0 | 0 | 0 | 0 | 0 | 0 | 6 |
| Precinct 422 | 6 | 7 | 6 | 0 | 0 | 0 | 0 | 0 | 0 | 0 |
| Precinct 423 | 312 | 837 | 299 | 0 | 2 | 7 | 80 | 1 | 0 | 13 |
| Precinct 424 | 557 | 1587 | 532 | 1 | 2 | 6 | 96 | 1 | 1 | 24 |
| Precinct 425 | 204 | 457 | 198 | 0 | 0 | 1 | 62 | 1 | 0 | 6 |
| Precinct 426 | 103 | 180 | 95 | 0 | 0 | 0 | 24 | 0 | 0 | 8 |
| Precinct 427 | 1 | 8 | 1 | 0 | 0 | 0 | 0 | 0 | 0 | 0 |
| Precinct 428 | 186 | 502 | 179 | 0 | 1 | 3 | 49 | 0 | 0 | 7 |
| Precinct 429 | 277 | 742 | 247 | 1 | 0 | 4 | 49 | 1 | 0 | 26 |
| Precinct 430 | 251 | 604 | 246 | 0 | 1 | 2 | 48 | 1 | 1 | 4 |
| Precinct 431 | 292 | 616 | 284 | 0 | 0 | 0 | 69 | 1 | 0 | 8 |
| Precinct 432 | 19 | 91 | 19 | 0 | 0 | 0 | 5 | 0 | 0 | 0 |
| Precinct 433 | 289 | 706 | 274 | 0 | 2 | 1 | 58 | 3 | 0 | 15 |
| Precinct 434 | 433 | 1055 | 401 | 0 | 0 | 9 | 85 | 5 | 1 | 31 |
| Precinct 435 | 507 | 1437 | 494 | 0 | 2 | 5 | 111 | 2 | 2 | 11 |
| Precinct 436 | 408 | 965 | 372 | 0 | 0 | 7 | 71 | 0 | 1 | 35 |
| Precinct 437 | 13 | 22 | 13 | 0 | 0 | 0 | 5 | 1 | 0 | 0 |
| Precinct 438 | 44 | 119 | 44 | 0 | 0 | 0 | 10 | 0 | 0 | 0 |


Statement of Votes Cast by Contests, Geography by Choice
Washington County, May, 15 2018 II, May 15, 2018

All Precincts, All Districts, All ScanStations, Governor (REP), All Boxes

Total Ballots Cast: 35535 (includes some ballots not yet counted), Registered Voters: 348505, Overall Turnout: 10.20%

Governor (REP) (Vote for 1)

| Precinct | Ballots Cast | Reg. Voters | Total Votes | Jack W Tacy | Brett Hyland | Bruce Cuff | Sam Carpenter | Write-in | Over Votes | Under Votes |
|--------------|--------------|-------------|-------------|-------------|--------------|------------|---------------|-----------|------------|-------------|
| Precinct 439 | 69 | 193 | 61 | 0 0.00% | 1 1.64% | 1 1.64% | 7 11.48% | 1 1.64% | 0 | 8 |
| Precinct 440 | 95 | 332 | 92 | 0 0.00% | 0 0.00% | 6 6.52% | 21 22.83% | 0 0.00% | 1 | 2 |
| Precinct 441 | 5 | 8 | 5 | 0 0.00% | 0 0.00% | 0 0.00% | 1 20.00% | 0 0.00% | 0 | 0 |
| Precinct 442 | 305 | 915 | 283 | 0 0.00% | 0 0.00% | 2 0.71% | 73 25.80% | 2 0.71% | 0 | 22 |
| Precinct 443 | 2 | 4 | 2 | 0 0.00% | 0 0.00% | 0 0.00% | 0 0.00% | 0 0.00% | 0 | 0 |
| Total | 35535 | 4 | 33392 | 62 0.19% | 98 0.29% | 407 1.22% | 6788 20.33% | 223 0.67% | 82 | 2061 |



Statement of Votes Cast by Contests, Geography by Choice
Washington County, May, 15 2018 Primary
All Precincts, All Districts, All ScanStations, Governor (DEM), All Boxes
Official Results

Total Ballots Cast: 52204, Registered Voters: 348505, Overall Turnout: 14.98%

Governor (DEM) (Vote for 1)

| Precinct | Ballots Cast | Reg. Voters | Total Votes | Ed Jones | Kate Brown | Candace Neville | Write-in | Over Votes | Under Votes | | | | |
|--------------|--------------|-------------|-------------|----------|------------|-----------------|----------|------------|-------------|----|-------|---|----|
| Precinct 301 | 283 | 588 | 268 | 33 | 12.31% | 203 | 75.75% | 26 | 9.70% | 6 | 2.24% | 0 | 15 |
| Precinct 302 | 365 | 977 | 353 | 34 | 9.63% | 286 | 81.02% | 29 | 8.22% | 4 | 1.13% | 0 | 12 |
| Precinct 303 | 104 | 342 | 104 | 15 | 14.42% | 73 | 70.19% | 12 | 11.54% | 4 | 3.85% | 0 | 0 |
| Precinct 304 | 396 | 1252 | 388 | 35 | 9.02% | 295 | 76.03% | 42 | 10.82% | 16 | 4.12% | 0 | 8 |
| Precinct 305 | 75 | 249 | 71 | 17 | 23.94% | 43 | 60.56% | 9 | 12.68% | 2 | 2.82% | 0 | 4 |
| Precinct 306 | 111 | 290 | 104 | 2 | 1.92% | 95 | 91.35% | 5 | 4.81% | 2 | 1.92% | 0 | 7 |
| Precinct 307 | 249 | 706 | 241 | 18 | 7.47% | 204 | 84.65% | 16 | 6.64% | 3 | 1.24% | 0 | 8 |
| Precinct 308 | 25 | 53 | 24 | 7 | 29.17% | 16 | 66.67% | 1 | 4.17% | 0 | 0.00% | 0 | 1 |
| Precinct 309 | 484 | 1316 | 470 | 22 | 4.68% | 413 | 87.87% | 29 | 6.17% | 6 | 1.28% | 1 | 13 |
| Precinct 310 | 240 | 549 | 227 | 42 | 18.50% | 173 | 76.21% | 10 | 4.41% | 2 | 0.88% | 1 | 12 |
| Precinct 311 | 96 | 254 | 95 | 8 | 8.42% | 81 | 85.26% | 6 | 6.32% | 0 | 0.00% | 0 | 1 |
| Precinct 312 | 115 | 259 | 111 | 18 | 16.22% | 76 | 68.47% | 16 | 14.41% | 1 | 0.90% | 0 | 4 |
| Precinct 313 | 2 | 4 | 2 | 0 | 0.00% | 2 | 100.00% | 0 | 0.00% | 0 | 0.00% | 0 | 0 |
| Precinct 314 | 47 | 96 | 43 | 6 | 13.95% | 28 | 65.12% | 5 | 11.63% | 4 | 9.30% | 0 | 4 |
| Precinct 315 | 180 | 329 | 174 | 21 | 12.07% | 139 | 79.89% | 13 | 7.47% | 1 | 0.57% | 0 | 6 |
| Precinct 316 | 125 | 292 | 121 | 18 | 14.88% | 86 | 71.07% | 15 | 12.40% | 2 | 1.65% | 1 | 3 |
| Precinct 317 | 106 | 303 | 100 | 18 | 18.00% | 69 | 69.00% | 12 | 12.00% | 1 | 1.00% | 1 | 5 |
| Precinct 318 | 416 | 1141 | 402 | 41 | 10.20% | 334 | 83.08% | 21 | 5.22% | 6 | 1.49% | 1 | 13 |
| Precinct 319 | 896 | 2933 | 881 | 50 | 5.68% | 779 | 88.42% | 39 | 4.43% | 13 | 1.48% | 0 | 15 |
| Precinct 320 | 431 | 1258 | 391 | 33 | 8.44% | 326 | 83.38% | 28 | 7.16% | 4 | 1.02% | 0 | 40 |
| Precinct 321 | 39 | 100 | 39 | 10 | 25.64% | 21 | 53.85% | 6 | 15.38% | 2 | 5.13% | 0 | 0 |
| Precinct 322 | 28 | 110 | 26 | 6 | 23.08% | 18 | 69.23% | 2 | 7.69% | 0 | 0.00% | 0 | 2 |
| Precinct 323 | 10 | 14 | 10 | 2 | 20.00% | 8 | 80.00% | 0 | 0.00% | 0 | 0.00% | 0 | 0 |
| Precinct 324 | 70 | 162 | 69 | 8 | 11.59% | 53 | 76.81% | 8 | 11.59% | 0 | 0.00% | 0 | 1 |
| Precinct 325 | 1 | 3 | 1 | 0 | 0.00% | 1 | 100.00% | 0 | 0.00% | 0 | 0.00% | 0 | 0 |
| Precinct 326 | 232 | 584 | 227 | 41 | 18.06% | 157 | 69.16% | 24 | 10.57% | 5 | 2.20% | 0 | 5 |
| Precinct 327 | 522 | 1525 | 511 | 40 | 7.83% | 427 | 83.56% | 36 | 7.05% | 8 | 1.57% | 1 | 10 |
| Precinct 328 | 303 | 674 | 288 | 29 | 10.07% | 221 | 76.74% | 32 | 11.11% | 6 | 2.08% | 1 | 14 |
| Precinct 329 | 1251 | 3267 | 1220 | 44 | 3.61% | 1095 | 89.75% | 68 | 5.57% | 13 | 1.07% | 1 | 30 |
| Precinct 330 | 219 | 568 | 209 | 22 | 10.53% | 155 | 74.16% | 22 | 10.53% | 10 | 4.78% | 0 | 10 |
| Precinct 331 | 350 | 1016 | 322 | 12 | 3.73% | 288 | 89.44% | 16 | 4.97% | 6 | 1.86% | 0 | 28 |
| Precinct 332 | 275 | 1177 | 268 | 12 | 4.48% | 236 | 88.06% | 18 | 6.72% | 2 | 0.75% | 0 | 7 |
| Precinct 333 | 439 | 1695 | 427 | 22 | 5.15% | 385 | 90.16% | 18 | 4.22% | 2 | 0.47% | 0 | 12 |
| Precinct 334 | 30 | 58 | 27 | 4 | 14.81% | 17 | 62.96% | 4 | 14.81% | 2 | 7.41% | 0 | 3 |
| Precinct 335 | 704 | 1640 | 680 | 41 | 6.03% | 590 | 86.76% | 39 | 5.74% | 10 | 1.47% | 0 | 24 |
| Precinct 336 | 442 | 1176 | 421 | 51 | 12.11% | 328 | 77.91% | 35 | 8.31% | 7 | 1.66% | 1 | 20 |
| Precinct 337 | 534 | 1750 | 507 | 61 | 12.03% | 380 | 74.95% | 55 | 10.85% | 11 | 2.17% | 2 | 25 |
| Precinct 338 | 533 | 1992 | 511 | 66 | 12.92% | 396 | 77.50% | 40 | 7.83% | 9 | 1.76% | 0 | 22 |
| Precinct 339 | 770 | 2247 | 740 | 65 | 8.78% | 607 | 82.03% | 52 | 7.03% | 16 | 2.16% | 0 | 30 |
| Precinct 340 | 981 | 2363 | 954 | 82 | 8.60% | 808 | 84.70% | 47 | 4.93% | 17 | 1.78% | 2 | 25 |
| Precinct 341 | 48 | 105 | 45 | 9 | 20.00% | 31 | 68.89% | 4 | 8.89% | 1 | 2.22% | 0 | 3 |
| Precinct 342 | 13 | 27 | 11 | 0 | 0.00% | 8 | 72.73% | 3 | 27.27% | 0 | 0.00% | 0 | 2 |
| Precinct 343 | 693 | 1681 | 673 | 48 | 7.13% | 555 | 82.47% | 56 | 8.32% | 14 | 2.08% | 0 | 20 |
| Precinct 344 | 675 | 1943 | 645 | 50 | 7.75% | 523 | 81.09% | 55 | 8.53% | 17 | 2.64% | 0 | 30 |
| Precinct 345 | 8 | 10 | 8 | 2 | 25.00% | 6 | 75.00% | 0 | 0.00% | 0 | 0.00% | 0 | 0 |



Statement of Votes Cast by Contests, Geography by Choice
Washington County, May, 15 2018 Primary
All Precincts, All Districts, All ScanStations, Governor (DEM), All Boxes
Official Results

Total Ballots Cast: 52204, Registered Voters: 348505, Overall Turnout: 14.98%

Governor (DEM) (Vote for 1)

| Precinct | Ballots Cast | Reg. Voters | Total Votes | Ed Jones | Kate Brown | Candace Neville | Write-in | Over Votes | Under Votes | | | | | |
|--------------|--------------|-------------|-------------|----------|------------|-----------------|----------|------------|-------------|---|-------|---|-------|----|
| Precinct 346 | 56 | 101 | 55 | 9 | 16.36% | 40 | 72.73% | 6 | 10.91% | 0 | 0.00% | 0 | 0.00% | 1 |
| Precinct 347 | 14 | 23 | 13 | 2 | 15.38% | 10 | 76.92% | 1 | 7.69% | 0 | 0.00% | 0 | 0.00% | 1 |
| Precinct 348 | 7 | 14 | 7 | 0 | 0.00% | 6 | 85.71% | 1 | 14.29% | 0 | 0.00% | 0 | 0.00% | 0 |
| Precinct 349 | 377 | 1263 | 357 | 24 | 6.72% | 298 | 83.47% | 28 | 7.84% | 2 | 1.96% | 2 | 1.96% | 18 |
| Precinct 350 | 615 | 1604 | 578 | 33 | 5.71% | 504 | 87.20% | 35 | 6.06% | 6 | 1.04% | 0 | 0.00% | 37 |
| Precinct 351 | 357 | 1284 | 337 | 37 | 10.98% | 270 | 80.12% | 25 | 7.42% | 2 | 1.48% | 2 | 1.48% | 18 |
| Precinct 352 | 104 | 456 | 100 | 1 | 1.00% | 93 | 93.00% | 3 | 3.00% | 0 | 0.00% | 0 | 0.00% | 4 |
| Precinct 353 | 498 | 1099 | 468 | 15 | 3.21% | 421 | 89.96% | 29 | 6.20% | 0 | 0.00% | 0 | 0.00% | 30 |
| Precinct 354 | 892 | 1832 | 846 | 46 | 5.44% | 737 | 87.12% | 55 | 6.50% | 1 | 0.95% | 1 | 0.95% | 45 |
| Precinct 355 | 597 | 1545 | 563 | 52 | 9.24% | 460 | 81.71% | 40 | 7.10% | 0 | 0.00% | 0 | 0.00% | 34 |
| Precinct 356 | 266 | 831 | 248 | 27 | 10.89% | 196 | 79.03% | 20 | 8.06% | 0 | 0.00% | 0 | 0.00% | 18 |
| Precinct 357 | 234 | 683 | 225 | 20 | 8.89% | 180 | 80.00% | 21 | 9.33% | 0 | 0.00% | 0 | 0.00% | 8 |
| Precinct 358 | 441 | 1184 | 415 | 14 | 3.37% | 376 | 90.60% | 21 | 5.06% | 0 | 0.00% | 0 | 0.00% | 26 |
| Precinct 359 | 400 | 1163 | 383 | 21 | 5.48% | 340 | 88.77% | 19 | 4.96% | 1 | 0.78% | 1 | 0.78% | 16 |
| Precinct 360 | 485 | 1466 | 459 | 30 | 6.54% | 391 | 85.19% | 34 | 7.41% | 0 | 0.00% | 0 | 0.00% | 26 |
| Precinct 361 | 222 | 851 | 211 | 9 | 4.27% | 193 | 91.47% | 8 | 3.79% | 1 | 0.47% | 0 | 0.00% | 11 |
| Precinct 362 | 871 | 1749 | 824 | 23 | 2.79% | 744 | 90.29% | 48 | 5.83% | 1 | 1.09% | 1 | 1.09% | 46 |
| Precinct 363 | 718 | 1611 | 682 | 28 | 4.11% | 609 | 89.30% | 37 | 5.43% | 0 | 0.00% | 0 | 0.00% | 36 |
| Precinct 364 | 1025 | 1959 | 927 | 35 | 3.78% | 844 | 91.05% | 41 | 4.42% | 0 | 0.00% | 0 | 0.00% | 98 |
| Precinct 365 | 783 | 1394 | 730 | 23 | 3.15% | 669 | 91.64% | 32 | 4.38% | 1 | 0.82% | 1 | 0.82% | 52 |
| Precinct 366 | 392 | 1027 | 381 | 15 | 3.94% | 348 | 91.34% | 14 | 3.67% | 1 | 1.05% | 1 | 1.05% | 10 |
| Precinct 367 | 731 | 1603 | 667 | 27 | 4.05% | 610 | 91.45% | 25 | 3.75% | 0 | 0.00% | 0 | 0.00% | 64 |
| Precinct 368 | 677 | 1623 | 632 | 27 | 4.27% | 563 | 89.08% | 32 | 5.06% | 0 | 0.00% | 0 | 0.00% | 45 |
| Precinct 369 | 329 | 746 | 303 | 22 | 7.26% | 258 | 85.15% | 18 | 5.94% | 0 | 0.00% | 0 | 0.00% | 26 |
| Precinct 370 | 382 | 923 | 376 | 17 | 4.52% | 327 | 86.97% | 27 | 7.18% | 0 | 0.00% | 0 | 0.00% | 6 |
| Precinct 371 | 531 | 1029 | 495 | 23 | 4.65% | 446 | 90.10% | 24 | 4.85% | 0 | 0.00% | 0 | 0.00% | 36 |
| Precinct 372 | 525 | 931 | 491 | 28 | 5.70% | 435 | 88.59% | 23 | 4.68% | 0 | 0.00% | 0 | 0.00% | 34 |
| Precinct 373 | 46 | 121 | 46 | 7 | 15.22% | 35 | 76.09% | 4 | 8.70% | 0 | 0.00% | 0 | 0.00% | 0 |
| Precinct 374 | 2 | 3 | 2 | 1 | 50.00% | 1 | 50.00% | 0 | 0.00% | 0 | 0.00% | 0 | 0.00% | 0 |
| Precinct 375 | 66 | 137 | 62 | 3 | 4.84% | 56 | 90.32% | 2 | 3.23% | 0 | 0.00% | 0 | 0.00% | 4 |
| Precinct 376 | 380 | 828 | 356 | 22 | 6.18% | 311 | 87.36% | 19 | 5.34% | 0 | 0.00% | 0 | 0.00% | 24 |
| Precinct 377 | 478 | 943 | 430 | 19 | 4.42% | 382 | 88.84% | 27 | 6.28% | 0 | 0.00% | 0 | 0.00% | 48 |
| Precinct 378 | 349 | 926 | 342 | 7 | 2.05% | 323 | 94.44% | 8 | 2.34% | 0 | 0.00% | 0 | 0.00% | 7 |
| Precinct 379 | 1238 | 3337 | 1183 | 70 | 5.92% | 1011 | 85.46% | 83 | 7.02% | 1 | 1.61% | 1 | 1.61% | 54 |
| Precinct 380 | 1442 | 3101 | 1357 | 70 | 5.16% | 1187 | 87.47% | 80 | 5.90% | 2 | 1.47% | 2 | 1.47% | 83 |
| Precinct 381 | 14 | 34 | 13 | 0 | 0.00% | 13 | 100.00% | 0 | 0.00% | 0 | 0.00% | 0 | 0.00% | 1 |
| Precinct 382 | 304 | 1018 | 288 | 19 | 6.60% | 242 | 84.03% | 21 | 7.29% | 0 | 0.00% | 0 | 0.00% | 16 |
| Precinct 383 | 293 | 541 | 280 | 6 | 2.14% | 261 | 93.21% | 13 | 4.64% | 0 | 0.00% | 0 | 0.00% | 13 |
| Precinct 384 | 928 | 1774 | 887 | 31 | 3.49% | 805 | 90.76% | 43 | 4.85% | 0 | 0.00% | 0 | 0.00% | 41 |
| Precinct 385 | 534 | 1172 | 504 | 19 | 3.77% | 454 | 90.08% | 27 | 5.36% | 0 | 0.00% | 0 | 0.00% | 30 |
| Precinct 386 | 818 | 1468 | 748 | 34 | 4.55% | 668 | 89.30% | 37 | 4.95% | 0 | 0.00% | 0 | 0.00% | 70 |
| Precinct 387 | 178 | 517 | 167 | 8 | 4.79% | 151 | 90.42% | 8 | 4.79% | 1 | 1.00% | 1 | 1.00% | 10 |
| Precinct 388 | 172 | 458 | 168 | 13 | 7.74% | 142 | 84.52% | 10 | 5.95% | 0 | 0.00% | 0 | 0.00% | 4 |
| Precinct 389 | 1155 | 2570 | 1066 | 49 | 4.60% | 938 | 87.99% | 68 | 6.38% | 0 | 0.00% | 0 | 0.00% | 89 |
| Precinct 390 | 411 | 875 | 387 | 24 | 6.20% | 339 | 87.60% | 20 | 5.17% | 0 | 0.00% | 0 | 0.00% | 24 |

Statement of Votes Cast by Contests, Geography by Choice
Washington County, May, 15 2018 Primary
All Precincts, All Districts, All ScanStations, Governor (DEM), All Boxes

Official Results

Total Ballots Cast: 52204, Registered Voters: 348505, Overall Turnout: 14.98%

Governor (DEM) (Vote for 1)

| Precinct | Ballots Cast | Reg. Voters | Total Votes | Ed Jones | Kate Brown | Candace Neville | Write-in | Over Votes | Under Votes |
|--------------|--------------|-------------|-------------|----------|------------|-----------------|-----------|------------|-------------|
| Precinct 391 | 60 | 192 | 58 | 2 | 3.45% | 51 87.93% | 5 8.62% | 0 0.00% | 2 |
| Precinct 392 | 38 | 134 | 38 | 1 | 2.63% | 33 86.84% | 4 10.53% | 0 0.00% | 0 |
| Precinct 393 | 165 | 355 | 159 | 6 | 3.77% | 140 88.05% | 11 6.92% | 0 0.00% | 6 |
| Precinct 394 | 24 | 110 | 24 | 0 | 0.00% | 22 91.67% | 2 8.33% | 0 0.00% | 0 |
| Precinct 395 | 977 | 2776 | 899 | 34 | 3.78% | 809 89.99% | 47 5.23% | 0 0.00% | 78 |
| Precinct 396 | 161 | 399 | 155 | 10 | 6.45% | 134 86.45% | 10 6.45% | 0 0.00% | 6 |
| Precinct 397 | 356 | 893 | 345 | 19 | 5.51% | 300 86.96% | 23 6.67% | 0 0.00% | 11 |
| Precinct 398 | 251 | 581 | 243 | 15 | 6.17% | 210 86.42% | 18 7.41% | 0 0.00% | 8 |
| Precinct 399 | 429 | 1148 | 414 | 22 | 5.31% | 356 85.99% | 30 7.25% | 0 0.00% | 15 |
| Precinct 400 | 629 | 1640 | 579 | 37 | 6.39% | 481 83.07% | 49 8.46% | 0 0.00% | 50 |
| Precinct 401 | 568 | 1048 | 546 | 16 | 2.93% | 493 90.29% | 33 6.04% | 0 0.00% | 22 |
| Precinct 402 | 1162 | 2922 | 1103 | 73 | 6.62% | 929 84.22% | 83 7.52% | 0 0.00% | 59 |
| Precinct 403 | 272 | 587 | 252 | 11 | 4.37% | 213 84.52% | 23 9.13% | 0 0.00% | 20 |
| Precinct 404 | 1147 | 2776 | 1084 | 81 | 7.47% | 924 85.24% | 62 5.72% | 1 0.09% | 62 |
| Precinct 405 | 1687 | 3421 | 1591 | 107 | 6.73% | 1379 86.68% | 80 5.03% | 0 0.00% | 95 |
| Precinct 406 | 71 | 233 | 69 | 1 | 1.45% | 66 95.65% | 2 2.90% | 0 0.00% | 2 |
| Precinct 407 | 492 | 897 | 469 | 11 | 2.35% | 432 92.11% | 15 3.20% | 0 0.00% | 23 |
| Precinct 408 | 12 | 45 | 12 | 0 | 0.00% | 10 83.33% | 2 16.67% | 0 0.00% | 0 |
| Precinct 409 | 822 | 2009 | 764 | 33 | 4.32% | 689 90.18% | 34 4.45% | 0 0.00% | 58 |
| Precinct 410 | 450 | 1259 | 425 | 13 | 3.06% | 381 89.65% | 24 5.65% | 0 0.00% | 25 |
| Precinct 411 | 68 | 220 | 63 | 3 | 4.76% | 54 85.71% | 4 6.35% | 0 0.00% | 5 |
| Precinct 412 | 338 | 761 | 318 | 11 | 3.46% | 277 87.11% | 29 9.12% | 0 0.00% | 21 |
| Precinct 413 | 238 | 621 | 231 | 15 | 6.49% | 195 84.42% | 20 8.66% | 0 0.00% | 7 |
| Precinct 414 | 84 | 206 | 83 | 8 | 9.64% | 71 85.54% | 3 3.61% | 0 0.00% | 1 |
| Precinct 415 | 5 | 29 | 5 | 0 | 0.00% | 5 100.00% | 0 0.00% | 0 0.00% | 0 |
| Precinct 416 | 1 | 5 | 1 | 0 | 0.00% | 0 0.00% | 1 100.00% | 0 0.00% | 0 |
| Precinct 417 | 232 | 616 | 228 | 23 | 10.09% | 182 79.82% | 14 6.14% | 0 0.00% | 4 |
| Precinct 418 | 417 | 884 | 377 | 23 | 6.10% | 335 88.86% | 19 5.04% | 0 0.00% | 40 |
| Precinct 419 | 477 | 832 | 459 | 35 | 7.63% | 380 82.79% | 37 8.06% | 0 0.00% | 18 |
| Precinct 420 | 605 | 1391 | 578 | 36 | 6.23% | 500 86.51% | 34 5.88% | 0 0.00% | 26 |
| Precinct 421 | 45 | 94 | 41 | 1 | 2.44% | 40 97.56% | 0 0.00% | 0 0.00% | 4 |
| Precinct 422 | 3 | 6 | 3 | 0 | 0.00% | 2 66.67% | 1 33.33% | 0 0.00% | 0 |
| Precinct 423 | 486 | 1412 | 467 | 24 | 5.14% | 388 83.08% | 49 10.48% | 0 0.00% | 19 |
| Precinct 424 | 506 | 1514 | 490 | 38 | 7.76% | 413 84.29% | 32 6.53% | 0 0.00% | 15 |
| Precinct 425 | 111 | 319 | 109 | 8 | 7.34% | 92 84.40% | 9 8.26% | 0 0.00% | 2 |
| Precinct 426 | 61 | 139 | 58 | 11 | 18.97% | 38 65.52% | 7 12.07% | 0 0.00% | 3 |
| Precinct 427 | 0 | 11 | 0 | 0 | 0.00% | 0 0.00% | 0 0.00% | 0 0.00% | 0 |
| Precinct 428 | 223 | 694 | 211 | 14 | 6.64% | 187 88.63% | 8 3.79% | 0 0.00% | 12 |
| Precinct 429 | 466 | 1222 | 446 | 30 | 6.73% | 369 82.74% | 36 8.07% | 0 0.00% | 20 |
| Precinct 430 | 178 | 416 | 168 | 15 | 8.93% | 138 82.14% | 14 8.33% | 0 0.00% | 10 |
| Precinct 431 | 181 | 430 | 174 | 17 | 9.77% | 136 78.16% | 17 9.77% | 0 0.00% | 6 |
| Precinct 432 | 34 | 112 | 34 | 1 | 2.94% | 31 91.18% | 1 2.94% | 0 0.00% | 0 |
| Precinct 433 | 389 | 908 | 372 | 24 | 6.45% | 317 85.22% | 26 6.99% | 0 0.00% | 17 |
| Precinct 434 | 654 | 1613 | 610 | 51 | 8.36% | 492 80.66% | 47 7.70% | 0 0.00% | 44 |
| Precinct 435 | 468 | 1389 | 453 | 27 | 5.96% | 386 85.21% | 31 6.84% | 0 0.00% | 15 |

Statement of Votes Cast by Contests, Geography by Choice
Washington County, May, 15 2018 Primary
All Precincts, All Districts, All ScanStations, Governor (DEM), All Boxes

Official Results

Total Ballots Cast: 52204, Registered Voters: 348505, Overall Turnout: 14.98%

Governor (DEM) (Vote for 1)

| Precinct | Ballots Cast | Reg. Voters | Total Votes | Ed Jones | Kate Brown | Candace Neville | Write-in | Over Votes | Under Votes |
|--------------|--------------|-------------|-------------|----------|------------|-----------------|----------|------------|-------------|
| Precinct 436 | 304 | 738 | 292 | 9 | 270 | 10 | 3 | 0 | 12 |
| Precinct 437 | 11 | 20 | 11 | 0 | 10 | 1 | 0 | 0 | 0 |
| Precinct 438 | 31 | 70 | 30 | 2 | 27 | 1 | 0 | 0 | 1 |
| Precinct 439 | 116 | 304 | 106 | 7 | 92 | 5 | 2 | 0 | 10 |
| Precinct 440 | 148 | 549 | 145 | 10 | 121 | 13 | 1 | 0 | 3 |
| Precinct 441 | 17 | 35 | 17 | 1 | 15 | 1 | 0 | 0 | 0 |
| Precinct 442 | 279 | 850 | 268 | 26 | 214 | 23 | 5 | 0 | 11 |
| Precinct 443 | 1 | 5 | 1 | 1 | 0 | 0 | 0 | 0 | 0 |
| Total | 52204 | 5 | 49546 | 3138 | 42551 | 3161 | 696 | 32 | 2626 |

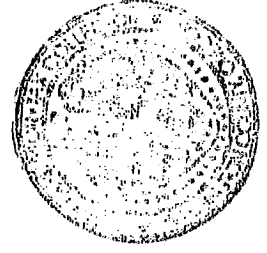


Statement of Votes Cast by Contests, Geography by Choice
Washington County, May, 15 2018 Primary
All Precincts, All Districts, All ScanStations, Governor (IND), All Boxes
Official Results

Total Ballots Cast: 3469, Registered Voters: 348505, Overall Turnout: 1.00%

Governor (IND) (Vote for 1)

| Precinct | Ballots Cast | Reg. Voters | Total Votes | Dan (Mr P) Pistoletti | Skye J Allen | Patrick Starnes | Write-in | Over Votes | Under Votes |
|--------------|--------------|-------------|-------------|-----------------------|--------------|-----------------|----------|------------|-------------|
| Precinct 301 | 14 | 58 | 8 | 2 | 25.00% | 2 | 25.00% | 0 | 6 |
| Precinct 302 | 21 | 107 | 17 | 2 | 11.76% | 4 | 23.53% | 0 | 4 |
| Precinct 303 | 8 | 38 | 8 | 3 | 37.50% | 3 | 37.50% | 0 | 0 |
| Precinct 304 | 28 | 140 | 24 | 0 | 0.00% | 8 | 33.33% | 0 | 4 |
| Precinct 305 | 5 | 38 | 5 | 1 | 20.00% | 1 | 20.00% | 0 | 0 |
| Precinct 306 | 11 | 31 | 8 | 0 | 0.00% | 4 | 50.00% | 0 | 3 |
| Precinct 307 | 20 | 83 | 15 | 2 | 13.33% | 3 | 20.00% | 0 | 5 |
| Precinct 308 | 1 | 8 | 1 | 0 | 0.00% | 0 | 0.00% | 0 | 0 |
| Precinct 309 | 38 | 146 | 34 | 2 | 5.88% | 13 | 38.24% | 0 | 4 |
| Precinct 310 | 16 | 56 | 10 | 2 | 20.00% | 3 | 30.00% | 0 | 6 |
| Precinct 311 | 10 | 44 | 8 | 1 | 12.50% | 1 | 12.50% | 0 | 2 |
| Precinct 312 | 11 | 33 | 9 | 1 | 11.11% | 3 | 33.33% | 0 | 2 |
| Precinct 313 | 0 | 0 | 0 | 0 | 0.00% | 0 | 0.00% | 0 | 0 |
| Precinct 314 | 1 | 9 | 1 | 0 | 0.00% | 0 | 0.00% | 0 | 0 |
| Precinct 315 | 9 | 39 | 6 | 1 | 16.67% | 1 | 16.67% | 0 | 3 |
| Precinct 316 | 5 | 27 | 4 | 0 | 0.00% | 1 | 25.00% | 0 | 1 |
| Precinct 317 | 12 | 39 | 9 | 0 | 0.00% | 2 | 22.22% | 0 | 3 |
| Precinct 318 | 33 | 153 | 28 | 1 | 3.57% | 9 | 32.14% | 0 | 5 |
| Precinct 319 | 47 | 314 | 40 | 5 | 12.50% | 11 | 27.50% | 0 | 7 |
| Precinct 320 | 28 | 140 | 20 | 1 | 5.00% | 4 | 20.00% | 0 | 8 |
| Precinct 321 | 3 | 17 | 3 | 0 | 0.00% | 1 | 33.33% | 0 | 0 |
| Precinct 322 | 1 | 13 | 1 | 0 | 0.00% | 1 | 100.00% | 0 | 0 |
| Precinct 323 | 0 | 0 | 0 | 0 | 0.00% | 0 | 0.00% | 0 | 0 |
| Precinct 324 | 6 | 24 | 4 | 0 | 0.00% | 0 | 0.00% | 0 | 0 |
| Precinct 325 | 0 | 0 | 0 | 0 | 0.00% | 0 | 0.00% | 0 | 2 |
| Precinct 326 | 15 | 80 | 15 | 0 | 0.00% | 7 | 46.67% | 0 | 0 |
| Precinct 327 | 24 | 171 | 22 | 1 | 4.55% | 6 | 27.27% | 0 | 0 |
| Precinct 328 | 22 | 87 | 20 | 2 | 10.00% | 5 | 25.00% | 0 | 2 |
| Precinct 329 | 73 | 342 | 64 | 0 | 0.00% | 29 | 45.31% | 0 | 9 |
| Precinct 330 | 23 | 110 | 20 | 2 | 10.00% | 4 | 20.00% | 0 | 3 |
| Precinct 331 | 21 | 113 | 11 | 2 | 18.18% | 4 | 36.36% | 0 | 10 |
| Precinct 332 | 17 | 159 | 13 | 1 | 7.69% | 4 | 30.77% | 0 | 4 |
| Precinct 333 | 29 | 234 | 21 | 4 | 19.05% | 4 | 19.05% | 0 | 8 |
| Precinct 334 | 0 | 5 | 0 | 0 | 0.00% | 0 | 0.00% | 0 | 0 |
| Precinct 335 | 53 | 207 | 34 | 1 | 2.94% | 9 | 26.47% | 0 | 19 |
| Precinct 336 | 22 | 132 | 20 | 0 | 0.00% | 6 | 30.00% | 0 | 2 |
| Precinct 337 | 35 | 162 | 31 | 1 | 3.23% | 9 | 29.03% | 0 | 4 |
| Precinct 338 | 45 | 218 | 39 | 1 | 2.56% | 11 | 28.21% | 0 | 6 |
| Precinct 339 | 68 | 290 | 60 | 6 | 10.00% | 20 | 33.33% | 0 | 8 |
| Precinct 340 | 68 | 336 | 56 | 6 | 10.71% | 10 | 17.86% | 0 | 12 |
| Precinct 341 | 2 | 11 | 2 | 0 | 0.00% | 0 | 0.00% | 0 | 0 |
| Precinct 342 | 0 | 0 | 0 | 0 | 0.00% | 0 | 0.00% | 0 | 0 |
| Precinct 343 | 42 | 226 | 33 | 2 | 6.06% | 8 | 24.24% | 0 | 9 |
| Precinct 344 | 50 | 244 | 37 | 1 | 2.70% | 10 | 27.03% | 0 | 13 |
| Precinct 345 | 1 | 1 | 0 | 0 | 0.00% | 0 | 0.00% | 0 | 1 |



Statement of Votes Cast by Contests, Geography by Choice
Washington County, May, 15 2018 Primary
All Precincts, All Districts, All ScanStations, Governor (IND), All Boxes
Official Results

Total Ballots Cast: 3469, Registered Voters: 348505, Overall Turnout: 1.00%

Governor (IND) (Vote for 1)

| Precinct | Ballots Cast | Reg. Voters | Total Votes | Dan (Mr P) Pistorresi | Skye J Allen | Patrick Starnes | Write-in | Over Votes | Under Votes | | | |
|--------------|--------------|-------------|-------------|-----------------------|--------------|-----------------|----------|------------|-------------|----|---------|----|
| Precinct 346 | 5 | 11 | 4 | 0 | 0.00% | 1 | 25.00% | 0 | 0.00% | 3 | 75.00% | 1 |
| Precinct 347 | 2 | 4 | 2 | 0 | 0.00% | 0 | 0.00% | 0 | 0.00% | 2 | 100.00% | 0 |
| Precinct 348 | 0 | 1 | 0 | 0 | 0.00% | 0 | 0.00% | 0 | 0.00% | 0 | 0.00% | 0 |
| Precinct 349 | 23 | 140 | 16 | 4 | 25.00% | 0 | 0.00% | 2 | 12.50% | 10 | 62.50% | 7 |
| Precinct 350 | 41 | 140 | 25 | 2 | 8.00% | 3 | 12.00% | 4 | 16.00% | 16 | 64.00% | 16 |
| Precinct 351 | 26 | 141 | 17 | 1 | 5.88% | 5 | 29.41% | 6 | 35.29% | 5 | 29.41% | 9 |
| Precinct 352 | 3 | 55 | 2 | 0 | 0.00% | 0 | 0.00% | 2 | 100.00% | 0 | 0.00% | 1 |
| Precinct 353 | 29 | 91 | 17 | 1 | 5.88% | 3 | 17.65% | 4 | 23.53% | 9 | 52.94% | 12 |
| Precinct 354 | 52 | 173 | 35 | 2 | 5.71% | 3 | 8.57% | 10 | 28.57% | 20 | 57.14% | 17 |
| Precinct 355 | 29 | 136 | 16 | 1 | 6.25% | 1 | 6.25% | 4 | 25.00% | 10 | 62.50% | 13 |
| Precinct 356 | 24 | 95 | 18 | 2 | 11.11% | 2 | 11.11% | 4 | 22.22% | 10 | 55.56% | 6 |
| Precinct 357 | 14 | 59 | 11 | 2 | 18.18% | 2 | 18.18% | 4 | 36.36% | 3 | 27.27% | 3 |
| Precinct 358 | 29 | 110 | 19 | 4 | 21.05% | 2 | 10.53% | 5 | 26.32% | 8 | 42.11% | 10 |
| Precinct 359 | 23 | 116 | 15 | 0 | 0.00% | 1 | 6.67% | 6 | 40.00% | 8 | 53.33% | 8 |
| Precinct 360 | 30 | 157 | 19 | 1 | 5.26% | 1 | 5.26% | 10 | 52.63% | 7 | 36.84% | 11 |
| Precinct 361 | 10 | 89 | 6 | 1 | 16.67% | 0 | 0.00% | 0 | 0.00% | 5 | 83.33% | 4 |
| Precinct 362 | 41 | 167 | 21 | 1 | 4.76% | 2 | 9.52% | 7 | 33.33% | 11 | 52.38% | 20 |
| Precinct 363 | 48 | 180 | 26 | 0 | 0.00% | 2 | 7.69% | 12 | 46.15% | 12 | 46.15% | 22 |
| Precinct 364 | 59 | 205 | 33 | 3 | 9.09% | 1 | 3.03% | 12 | 36.36% | 17 | 51.52% | 26 |
| Precinct 365 | 53 | 140 | 29 | 3 | 10.34% | 4 | 13.79% | 12 | 41.38% | 10 | 34.48% | 24 |
| Precinct 366 | 18 | 100 | 10 | 1 | 10.00% | 1 | 10.00% | 3 | 30.00% | 5 | 50.00% | 8 |
| Precinct 367 | 44 | 134 | 26 | 2 | 7.69% | 3 | 11.54% | 5 | 19.23% | 16 | 61.54% | 18 |
| Precinct 368 | 45 | 156 | 27 | 2 | 7.41% | 0 | 0.00% | 9 | 33.33% | 16 | 59.26% | 18 |
| Precinct 369 | 22 | 81 | 18 | 2 | 11.11% | 1 | 5.56% | 5 | 27.78% | 10 | 55.56% | 4 |
| Precinct 370 | 25 | 99 | 17 | 1 | 5.88% | 1 | 5.88% | 8 | 47.06% | 7 | 41.18% | 8 |
| Precinct 371 | 41 | 121 | 24 | 2 | 8.33% | 1 | 4.17% | 10 | 41.67% | 11 | 45.83% | 17 |
| Precinct 372 | 25 | 80 | 17 | 2 | 11.76% | 2 | 11.76% | 7 | 41.18% | 6 | 35.29% | 8 |
| Precinct 373 | 4 | 12 | 4 | 0 | 0.00% | 0 | 0.00% | 2 | 50.00% | 2 | 50.00% | 0 |
| Precinct 374 | 0 | 2 | 0 | 0 | 0.00% | 0 | 0.00% | 0 | 0.00% | 0 | 0.00% | 0 |
| Precinct 375 | 0 | 10 | 0 | 0 | 0.00% | 0 | 0.00% | 0 | 0.00% | 0 | 0.00% | 0 |
| Precinct 376 | 18 | 69 | 9 | 0 | 0.00% | 0 | 0.00% | 4 | 44.44% | 5 | 55.56% | 9 |
| Precinct 377 | 36 | 101 | 19 | 2 | 10.53% | 0 | 0.00% | 5 | 26.32% | 12 | 63.16% | 17 |
| Precinct 378 | 23 | 79 | 15 | 0 | 0.00% | 3 | 20.00% | 7 | 46.67% | 5 | 33.33% | 8 |
| Precinct 379 | 76 | 316 | 48 | 3 | 6.25% | 4 | 8.33% | 19 | 39.58% | 22 | 45.83% | 28 |
| Precinct 380 | 80 | 270 | 57 | 6 | 10.53% | 4 | 7.02% | 21 | 36.84% | 26 | 45.61% | 23 |
| Precinct 381 | 0 | 5 | 0 | 0 | 0.00% | 0 | 0.00% | 0 | 0.00% | 0 | 0.00% | 0 |
| Precinct 382 | 22 | 109 | 19 | 1 | 5.26% | 1 | 5.26% | 10 | 52.63% | 7 | 36.84% | 2 |
| Precinct 383 | 17 | 43 | 11 | 0 | 0.00% | 1 | 9.09% | 5 | 45.45% | 5 | 45.45% | 6 |
| Precinct 384 | 49 | 131 | 27 | 3 | 11.11% | 3 | 11.11% | 6 | 22.22% | 15 | 55.56% | 22 |
| Precinct 385 | 41 | 119 | 29 | 1 | 3.45% | 2 | 6.90% | 10 | 34.48% | 16 | 55.17% | 12 |
| Precinct 386 | 37 | 114 | 18 | 2 | 11.11% | 3 | 16.67% | 2 | 11.11% | 11 | 61.11% | 19 |
| Precinct 387 | 19 | 80 | 9 | 1 | 11.11% | 0 | 0.00% | 4 | 44.44% | 4 | 44.44% | 10 |
| Precinct 388 | 14 | 53 | 13 | 3 | 23.08% | 4 | 30.77% | 4 | 30.77% | 2 | 15.38% | 1 |
| Precinct 389 | 61 | 276 | 41 | 3 | 7.32% | 3 | 7.32% | 14 | 34.15% | 21 | 51.22% | 20 |
| Precinct 390 | 40 | 107 | 24 | 1 | 4.17% | 1 | 4.17% | 10 | 41.67% | 12 | 50.00% | 16 |

Statement of Votes Cast by Contests, Geography by Choice
Washington County, May, 15 2018 Primary
All Precincts, All Districts, All Scan Stations, Governor (IND), All Boxes
Official Results

Total Ballots Cast: 3469, Registered Voters: 348505, Overall Turnout: 1.00%

Governor (IND) (Vote for 1)


| Precinct | Ballots Cast | Reg. Voters | Total Votes | Dan (Mr P) Pistoressi | Skye J Allen | Patrick Starnes | Write-in | Over Votes | Under Votes |
|--------------|--------------|-------------|-------------|-----------------------|--------------|-----------------|-----------|------------|-------------|
| Precinct 391 | 1 | 21 | 1 | 0 0.00% | 0 0.00% | 1 100.00% | 0 0.00% | 0 | 0 |
| Precinct 392 | 4 | 14 | 3 | 0 0.00% | 1 33.33% | 0 0.00% | 2 66.67% | 0 | 1 |
| Precinct 393 | 10 | 34 | 3 | 0 0.00% | 0 0.00% | 2 66.67% | 1 33.33% | 0 | 7 |
| Precinct 394 | 2 | 9 | 0 | 0 0.00% | 0 0.00% | 0 0.00% | 0 0.00% | 0 | 2 |
| Precinct 395 | 69 | 334 | 31 | 2 6.45% | 4 12.90% | 14 45.16% | 11 35.48% | 0 | 38 |
| Precinct 396 | 12 | 69 | 11 | 2 18.18% | 1 9.09% | 3 27.27% | 5 45.45% | 0 | 1 |
| Precinct 397 | 25 | 135 | 17 | 0 0.00% | 0 0.00% | 3 17.65% | 14 82.35% | 0 | 8 |
| Precinct 398 | 15 | 61 | 12 | 2 16.67% | 1 8.33% | 5 41.67% | 4 33.33% | 0 | 3 |
| Precinct 399 | 18 | 97 | 12 | 0 0.00% | 1 8.33% | 7 58.33% | 4 33.33% | 0 | 6 |
| Precinct 400 | 26 | 167 | 17 | 1 5.88% | 1 5.88% | 6 35.29% | 9 52.94% | 0 | 9 |
| Precinct 401 | 22 | 73 | 16 | 1 6.25% | 2 12.50% | 7 43.75% | 6 37.50% | 0 | 6 |
| Precinct 402 | 107 | 368 | 61 | 4 6.56% | 4 6.56% | 21 34.43% | 32 52.46% | 0 | 46 |
| Precinct 403 | 12 | 60 | 7 | 1 14.29% | 0 0.00% | 4 57.14% | 2 28.57% | 0 | 5 |
| Precinct 404 | 86 | 298 | 51 | 6 11.76% | 6 11.76% | 20 39.22% | 19 37.25% | 0 | 35 |
| Precinct 405 | 147 | 425 | 92 | 6 6.52% | 11 11.96% | 26 28.26% | 49 53.26% | 0 | 55 |
| Precinct 406 | 2 | 14 | 2 | 0 0.00% | 0 0.00% | 1 50.00% | 1 50.00% | 0 | 0 |
| Precinct 407 | 34 | 98 | 13 | 1 7.69% | 0 0.00% | 2 15.38% | 10 76.92% | 0 | 21 |
| Precinct 408 | 1 | 5 | 1 | 0 0.00% | 0 0.00% | 0 0.00% | 1 100.00% | 0 | 0 |
| Precinct 409 | 58 | 246 | 37 | 4 10.81% | 5 13.51% | 7 18.92% | 21 56.76% | 0 | 21 |
| Precinct 410 | 38 | 156 | 26 | 5 19.23% | 1 3.85% | 3 11.54% | 17 65.38% | 0 | 12 |
| Precinct 411 | 6 | 20 | 5 | 1 20.00% | 0 0.00% | 2 40.00% | 2 40.00% | 0 | 1 |
| Precinct 412 | 19 | 90 | 8 | 1 12.50% | 0 0.00% | 2 25.00% | 5 62.50% | 0 | 11 |
| Precinct 413 | 17 | 68 | 12 | 3 25.00% | 1 8.33% | 1 8.33% | 7 58.33% | 0 | 5 |
| Precinct 414 | 8 | 33 | 5 | 0 0.00% | 0 0.00% | 0 0.00% | 5 100.00% | 0 | 3 |
| Precinct 415 | 1 | 5 | 1 | 0 0.00% | 0 0.00% | 1 100.00% | 0 0.00% | 0 | 0 |
| Precinct 416 | 0 | 1 | 0 | 0 0.00% | 0 0.00% | 0 0.00% | 0 0.00% | 0 | 0 |
| Precinct 417 | 13 | 94 | 12 | 2 16.67% | 0 0.00% | 4 33.33% | 6 50.00% | 0 | 1 |
| Precinct 418 | 20 | 105 | 14 | 0 0.00% | 0 0.00% | 5 35.71% | 7 50.00% | 0 | 6 |
| Precinct 419 | 37 | 95 | 29 | 1 3.45% | 2 6.90% | 5 17.24% | 21 72.41% | 0 | 8 |
| Precinct 420 | 42 | 168 | 23 | 1 4.35% | 0 0.00% | 8 34.78% | 14 60.87% | 0 | 19 |
| Precinct 421 | 0 | 10 | 0 | 0 0.00% | 0 0.00% | 0 0.00% | 0 0.00% | 0 | 0 |
| Precinct 422 | 0 | 1 | 0 | 0 0.00% | 0 0.00% | 0 0.00% | 0 0.00% | 0 | 0 |
| Precinct 423 | 45 | 182 | 33 | 1 3.03% | 1 3.03% | 10 30.30% | 21 63.64% | 0 | 12 |
| Precinct 424 | 47 | 244 | 34 | 4 11.76% | 2 5.88% | 10 29.41% | 18 52.94% | 0 | 13 |
| Precinct 425 | 10 | 42 | 6 | 1 16.67% | 1 16.67% | 2 33.33% | 3 50.00% | 0 | 4 |
| Precinct 426 | 7 | 23 | 6 | 1 16.67% | 1 16.67% | 1 16.67% | 3 50.00% | 0 | 1 |
| Precinct 427 | 0 | 1 | 0 | 0 0.00% | 0 0.00% | 0 0.00% | 0 0.00% | 0 | 0 |
| Precinct 428 | 26 | 100 | 18 | 1 5.56% | 3 16.67% | 6 33.33% | 8 44.44% | 0 | 8 |
| Precinct 429 | 40 | 139 | 25 | 0 0.00% | 1 4.00% | 9 36.00% | 15 60.00% | 0 | 15 |
| Precinct 430 | 11 | 55 | 7 | 0 0.00% | 1 14.29% | 0 0.00% | 6 85.71% | 0 | 4 |
| Precinct 431 | 12 | 72 | 7 | 0 0.00% | 1 14.29% | 3 42.86% | 3 42.86% | 0 | 5 |
| Precinct 432 | 3 | 20 | 2 | 0 0.00% | 0 0.00% | 1 50.00% | 1 50.00% | 0 | 1 |
| Precinct 433 | 27 | 136 | 16 | 0 0.00% | 2 12.50% | 7 43.75% | 7 43.75% | 0 | 11 |
| Precinct 434 | 35 | 175 | 21 | 1 4.76% | 0 0.00% | 11 52.38% | 9 42.86% | 0 | 14 |
| Precinct 435 | 39 | 226 | 32 | 7 21.88% | 3 9.38% | 9 28.12% | 13 40.62% | 0 | 7 |

Statement of Votes Cast by Contests, Geography by Choice
Washington County, May, 15 2018 Primary
All Precincts, All Districts, All ScanStations, Governor (IND), All Boxes
Official Results

Total Ballots Cast: 3469, Registered Voters: 348505, Overall Turnout: 1.00%

Governor (IND) (Vote for 1)

| Precinct | Ballots Cast | Reg. Voters | Total Votes | Dan (Mr P) Pistoressi | Skye J Allen | Patrick Starnes | Write-in | Over Votes | Under Votes |
|--------------|--------------|-------------|-------------|-----------------------|--------------|-----------------|-------------|------------|-------------|
| Precinct 436 | 31 | 118 | 18 | 1 5.56% | 2 11.11% | 7 38.89% | 8 44.44% | 0 | 13 |
| Precinct 437 | 0 | 0 | 0 | 0 0.00% | 0 0.00% | 0 0.00% | 0 0.00% | 0 | 0 |
| Precinct 438 | 2 | 19 | 2 | 0 0.00% | 0 0.00% | 1 50.00% | 1 50.00% | 0 | 0 |
| Precinct 439 | 6 | 32 | 1 | 0 0.00% | 0 0.00% | 0 0.00% | 1 100.00% | 0 | 5 |
| Precinct 440 | 17 | 70 | 12 | 3 25.00% | 1 8.33% | 2 16.67% | 6 50.00% | 0 | 5 |
| Precinct 441 | 3 | 4 | 2 | 0 0.00% | 0 0.00% | 0 0.00% | 2 100.00% | 0 | 1 |
| Precinct 442 | 20 | 147 | 20 | 2 10.00% | 3 15.00% | 8 40.00% | 7 35.00% | 0 | 0 |
| Precinct 443 | 0 | 0 | 0 | 0 0.00% | 0 0.00% | 0 0.00% | 0 0.00% | 0 | 0 |
| Total | 3469 | 0 | 2358 | 186 7.89% | 211 8.95% | 739 31.34% | 1222 51.82% | 1 | 1110 |



Statement of Votes Cast by Contests, Geography by Choice
Washington County, May, 15 2018 Primary
All Precincts, All Districts, All ScanStations, Governor (REP), All Boxes
Official Results

Page: 1 of 8
2018-06-05
11:46:18

Total Ballots Cast: 35535, Registered Voters: 348505, Overall Turnout: 10.20%

Governor (REP) (Vote for 1)

| Precinct | Ballots Cast | Reg. Voters | Total Votes | Knute Buehler | Keenan W Bohach | Greg C Woodbridge | Jonathan I Edwards III | David W Stauffer | Jeff Smith |
|--------------|--------------|-------------|-------------|---------------|-----------------|-------------------|------------------------|------------------|------------|
| Precinct 301 | 338 | 714 | 334 | 145 43.41% | 3 0.90% | 80 23.95% | 1 0.30% | 1 0.30% | 2 0.60% |
| Precinct 302 | 241 | 574 | 223 | 94 42.15% | 1 0.45% | 61 27.35% | 3 1.35% | 4 1.79% | 3 1.35% |
| Precinct 303 | 161 | 317 | 157 | 68 43.31% | 0 0.00% | 38 24.20% | 1 0.64% | 0 0.00% | 2 1.27% |
| Precinct 304 | 296 | 795 | 291 | 116 39.86% | 1 0.34% | 100 34.36% | 0 0.00% | 3 1.03% | 3 1.03% |
| Precinct 305 | 110 | 381 | 108 | 34 31.48% | 2 1.85% | 32 29.63% | 0 0.00% | 1 0.93% | 0 0.00% |
| Precinct 306 | 57 | 133 | 53 | 30 56.60% | 1 1.89% | 12 22.64% | 0 0.00% | 0 0.00% | 0 0.00% |
| Precinct 307 | 221 | 525 | 214 | 98 45.79% | 0 0.00% | 58 27.10% | 1 0.47% | 2 0.93% | 9 4.21% |
| Precinct 308 | 33 | 71 | 30 | 11 36.67% | 0 0.00% | 7 23.33% | 0 0.00% | 0 0.00% | 0 0.00% |
| Precinct 309 | 344 | 854 | 327 | 180 55.05% | 0 0.00% | 67 20.49% | 1 0.31% | 1 0.31% | 5 1.53% |
| Precinct 310 | 301 | 634 | 294 | 136 46.26% | 1 0.34% | 79 26.87% | 0 0.00% | 1 0.34% | 2 0.68% |
| Precinct 311 | 101 | 229 | 99 | 40 40.40% | 0 0.00% | 33 33.33% | 0 0.00% | 0 0.00% | 3 3.03% |
| Precinct 312 | 140 | 289 | 139 | 59 42.45% | 0 0.00% | 43 30.94% | 0 0.00% | 1 0.72% | 0 0.00% |
| Precinct 313 | 0 | 0 | 0 | 0 0.00% | 0 0.00% | 0 0.00% | 0 0.00% | 0 0.00% | 0 0.00% |
| Precinct 314 | 82 | 142 | 78 | 32 41.03% | 0 0.00% | 31 39.74% | 0 0.00% | 0 0.00% | 0 0.00% |
| Precinct 315 | 216 | 407 | 208 | 103 49.52% | 0 0.00% | 69 33.17% | 0 0.00% | 0 0.00% | 1 0.48% |
| Precinct 316 | 177 | 333 | 175 | 81 46.29% | 0 0.00% | 51 29.14% | 0 0.00% | 2 1.14% | 0 0.00% |
| Precinct 317 | 218 | 472 | 208 | 89 42.79% | 1 0.48% | 69 33.17% | 1 0.48% | 1 0.48% | 3 1.44% |
| Precinct 318 | 397 | 896 | 385 | 182 47.27% | 1 0.26% | 90 23.38% | 0 0.00% | 3 0.78% | 5 1.30% |
| Precinct 319 | 537 | 1626 | 520 | 241 46.35% | 2 0.38% | 121 23.27% | 2 0.38% | 11 2.12% | 9 1.73% |
| Precinct 320 | 266 | 708 | 244 | 105 43.03% | 0 0.00% | 54 22.13% | 1 0.41% | 0 0.00% | 9 3.69% |
| Precinct 321 | 29 | 106 | 29 | 6 20.69% | 0 0.00% | 17 58.62% | 1 3.45% | 0 0.00% | 0 0.00% |
| Precinct 322 | 39 | 92 | 38 | 11 28.95% | 0 0.00% | 13 34.21% | 0 0.00% | 0 0.00% | 1 2.63% |
| Precinct 323 | 2 | 6 | 2 | 2 100.00% | 0 0.00% | 0 0.00% | 0 0.00% | 0 0.00% | 0 0.00% |
| Precinct 324 | 66 | 176 | 63 | 24 38.10% | 0 0.00% | 18 28.57% | 0 0.00% | 0 0.00% | 2 3.17% |
| Precinct 325 | 0 | 0 | 0 | 0 0.00% | 0 0.00% | 0 0.00% | 0 0.00% | 0 0.00% | 0 0.00% |
| Precinct 326 | 374 | 769 | 368 | 133 36.14% | 0 0.00% | 107 29.08% | 0 0.00% | 0 0.00% | 3 0.82% |
| Precinct 327 | 371 | 1045 | 360 | 154 42.78% | 1 0.28% | 96 26.67% | 1 0.28% | 5 1.39% | 8 2.22% |
| Precinct 328 | 385 | 813 | 380 | 196 51.58% | 2 0.53% | 100 26.32% | 0 0.00% | 4 1.05% | 2 0.53% |
| Precinct 329 | 687 | 1820 | 656 | 298 45.43% | 6 0.91% | 168 25.61% | 3 0.46% | 6 0.91% | 14 2.13% |
| Precinct 330 | 209 | 522 | 204 | 77 37.75% | 0 0.00% | 73 35.78% | 0 0.00% | 4 1.96% | 3 1.47% |
| Precinct 331 | 185 | 475 | 166 | 100 60.24% | 0 0.00% | 20 12.05% | 0 0.00% | 4 2.41% | 4 2.41% |
| Precinct 332 | 103 | 430 | 97 | 37 38.14% | 0 0.00% | 29 29.90% | 0 0.00% | 0 0.00% | 7 7.22% |
| Precinct 333 | 170 | 646 | 164 | 85 51.83% | 2 1.22% | 32 19.51% | 1 0.61% | 1 0.61% | 2 1.22% |
| Precinct 334 | 27 | 65 | 26 | 15 57.69% | 0 0.00% | 5 19.23% | 0 0.00% | 0 0.00% | 0 0.00% |
| Precinct 335 | 714 | 1587 | 684 | 324 47.37% | 1 0.15% | 187 27.34% | 1 0.15% | 4 0.58% | 11 1.61% |
| Precinct 336 | 347 | 789 | 336 | 139 41.37% | 1 0.30% | 94 27.98% | 0 0.00% | 1 0.30% | 7 2.08% |
| Precinct 337 | 468 | 1055 | 448 | 182 40.62% | 0 0.00% | 117 26.12% | 2 0.45% | 1 0.22% | 6 1.34% |
| Precinct 338 | 471 | 1155 | 463 | 153 33.05% | 2 0.43% | 124 26.78% | 0 0.00% | 5 1.08% | 7 1.51% |
| Precinct 339 | 566 | 1414 | 550 | 222 40.36% | 0 0.00% | 142 25.82% | 0 0.00% | 13 2.36% | 11 2.00% |
| Precinct 340 | 886 | 2104 | 857 | 371 43.29% | 1 0.12% | 184 21.47% | 1 0.12% | 4 0.47% | 9 1.05% |
| Precinct 341 | 146 | 464 | 63 | 34 53.97% | 0 0.00% | 15 23.81% | 0 0.00% | 0 0.00% | 0 0.00% |
| Precinct 342 | 17 | 26 | 17 | 3 17.65% | 0 0.00% | 4 23.53% | 0 0.00% | 0 0.00% | 0 0.00% |
| Precinct 343 | 598 | 1314 | 575 | 250 43.48% | 0 0.00% | 162 28.17% | 2 0.35% | 9 1.57% | 1 0.17% |
| Precinct 344 | 427 | 973 | 419 | 176 42.00% | 0 0.00% | 119 28.40% | 0 0.00% | 3 0.72% | 8 1.91% |
| Precinct 345 | 1 | 5 | 1 | 1 100.00% | 0 0.00% | 0 0.00% | 0 0.00% | 0 0.00% | 0 0.00% |



Statement of Votes Cast by Contests, Geography by Choice
Washington County, May, 15 2018 Primary
All Precincts, All Districts, All ScanStations, Governor (REP), All Boxes
Official Results

Total Ballots Cast: 35535, Registered Voters: 348505, Overall Turnout: 10.20%

Governor (REP) (Vote for 1)

| Precinct | Ballots Cast | Reg. Voters | Total Votes | Knute Buehler | Keenan W Botach | Greg C Woodbridge | Jonathan I Edwards III | David W Stauffer | Jeff Smith | | | | | | |
|--------------|--------------|-------------|-------------|---------------|-----------------|-------------------|------------------------|------------------|------------|---|-------|---|-------|----|-------|
| Precinct 346 | 69 | 134 | 68 | 16 | 23.53% | 0 | 0.00% | 32 | 47.06% | 0 | 0.00% | 2 | 2.94% | 1 | 1.47% |
| Precinct 347 | 12 | 14 | 12 | 7 | 58.33% | 0 | 0.00% | 0 | 0.00% | 0 | 0.00% | 0 | 0.00% | 1 | 8.33% |
| Precinct 348 | 3 | 8 | 3 | 3 | 100.00% | 0 | 0.00% | 0 | 0.00% | 0 | 0.00% | 0 | 0.00% | 0 | 0.00% |
| Precinct 349 | 194 | 519 | 181 | 78 | 43.09% | 1 | 0.55% | 42 | 23.20% | 0 | 0.00% | 3 | 1.66% | 7 | 3.87% |
| Precinct 350 | 275 | 685 | 262 | 140 | 53.44% | 0 | 0.00% | 47 | 17.94% | 2 | 0.76% | 2 | 0.76% | 5 | 1.91% |
| Precinct 351 | 204 | 542 | 192 | 78 | 40.62% | 1 | 0.52% | 43 | 22.40% | 1 | 0.52% | 3 | 1.56% | 8 | 4.17% |
| Precinct 352 | 30 | 101 | 29 | 10 | 34.48% | 0 | 0.00% | 10 | 34.48% | 0 | 0.00% | 0 | 0.00% | 1 | 3.45% |
| Precinct 353 | 157 | 388 | 143 | 78 | 54.55% | 0 | 0.00% | 31 | 21.68% | 0 | 0.00% | 1 | 0.70% | 0 | 0.00% |
| Precinct 354 | 489 | 1043 | 450 | 248 | 56.11% | 1 | 0.22% | 107 | 23.78% | 1 | 0.22% | 6 | 1.33% | 8 | 1.78% |
| Precinct 355 | 282 | 699 | 263 | 118 | 44.87% | 0 | 0.00% | 77 | 29.28% | 1 | 0.38% | 3 | 1.14% | 6 | 2.28% |
| Precinct 356 | 165 | 454 | 163 | 67 | 41.10% | 0 | 0.00% | 39 | 23.93% | 0 | 0.00% | 4 | 2.45% | 3 | 1.84% |
| Precinct 357 | 177 | 377 | 161 | 79 | 49.07% | 0 | 0.00% | 40 | 24.84% | 1 | 0.62% | 0 | 0.00% | 3 | 1.86% |
| Precinct 358 | 308 | 704 | 272 | 166 | 61.03% | 0 | 0.00% | 57 | 20.96% | 1 | 0.37% | 2 | 0.74% | 7 | 2.57% |
| Precinct 359 | 190 | 528 | 175 | 99 | 56.57% | 0 | 0.00% | 36 | 20.57% | 0 | 0.00% | 1 | 0.57% | 9 | 5.14% |
| Precinct 360 | 207 | 583 | 195 | 91 | 46.67% | 2 | 1.03% | 39 | 20.00% | 1 | 0.51% | 3 | 1.54% | 7 | 3.59% |
| Precinct 361 | 66 | 280 | 63 | 31 | 49.21% | 0 | 0.00% | 12 | 19.05% | 0 | 0.00% | 1 | 1.59% | 3 | 4.76% |
| Precinct 362 | 425 | 873 | 403 | 257 | 63.77% | 0 | 0.00% | 67 | 16.63% | 2 | 0.50% | 7 | 1.74% | 5 | 1.24% |
| Precinct 363 | 376 | 825 | 338 | 202 | 59.76% | 3 | 0.89% | 65 | 19.23% | 1 | 0.30% | 1 | 0.30% | 2 | 0.59% |
| Precinct 364 | 539 | 1173 | 482 | 330 | 68.46% | 1 | 0.21% | 76 | 15.77% | 2 | 0.41% | 5 | 1.04% | 7 | 1.45% |
| Precinct 365 | 367 | 764 | 331 | 228 | 68.88% | 0 | 0.00% | 46 | 13.90% | 1 | 0.30% | 4 | 1.21% | 1 | 0.30% |
| Precinct 366 | 175 | 453 | 160 | 103 | 64.38% | 1 | 0.62% | 21 | 13.12% | 1 | 0.62% | 4 | 2.50% | 1 | 0.62% |
| Precinct 367 | 476 | 981 | 423 | 279 | 65.96% | 4 | 0.95% | 63 | 14.89% | 2 | 0.47% | 4 | 0.95% | 1 | 0.24% |
| Precinct 368 | 443 | 1018 | 393 | 201 | 51.15% | 2 | 0.51% | 100 | 25.45% | 0 | 0.00% | 5 | 1.27% | 5 | 1.27% |
| Precinct 369 | 235 | 554 | 208 | 103 | 49.52% | 1 | 0.48% | 49 | 23.56% | 1 | 0.48% | 3 | 1.44% | 2 | 0.96% |
| Precinct 370 | 282 | 654 | 272 | 155 | 56.99% | 0 | 0.00% | 49 | 18.01% | 1 | 0.37% | 3 | 1.10% | 5 | 1.84% |
| Precinct 371 | 355 | 617 | 319 | 205 | 64.26% | 1 | 0.31% | 51 | 15.99% | 1 | 0.31% | 1 | 0.31% | 8 | 2.51% |
| Precinct 372 | 238 | 444 | 213 | 160 | 75.12% | 0 | 0.00% | 19 | 8.92% | 1 | 0.47% | 2 | 0.94% | 2 | 0.94% |
| Precinct 373 | 48 | 117 | 48 | 29 | 60.42% | 0 | 0.00% | 7 | 14.58% | 0 | 0.00% | 0 | 0.00% | 0 | 0.00% |
| Precinct 374 | 4 | 6 | 4 | 4 | 100.00% | 0 | 0.00% | 0 | 0.00% | 0 | 0.00% | 0 | 0.00% | 0 | 0.00% |
| Precinct 375 | 13 | 56 | 13 | 11 | 84.62% | 0 | 0.00% | 1 | 7.69% | 0 | 0.00% | 0 | 0.00% | 1 | 7.69% |
| Precinct 376 | 233 | 558 | 206 | 120 | 58.25% | 0 | 0.00% | 50 | 24.27% | 1 | 0.49% | 2 | 0.97% | 4 | 1.94% |
| Precinct 377 | 338 | 651 | 313 | 223 | 71.25% | 2 | 0.64% | 40 | 12.78% | 0 | 0.00% | 1 | 0.32% | 3 | 0.96% |
| Precinct 378 | 115 | 333 | 107 | 65 | 60.75% | 0 | 0.00% | 20 | 18.69% | 0 | 0.00% | 2 | 1.87% | 1 | 0.93% |
| Precinct 379 | 531 | 1334 | 482 | 238 | 49.38% | 3 | 0.62% | 112 | 23.24% | 2 | 0.41% | 6 | 1.24% | 8 | 1.66% |
| Precinct 380 | 766 | 1633 | 706 | 397 | 56.23% | 0 | 0.00% | 122 | 17.28% | 3 | 0.42% | 5 | 0.71% | 15 | 2.12% |
| Precinct 381 | 18 | 38 | 15 | 10 | 66.67% | 0 | 0.00% | 2 | 13.33% | 0 | 0.00% | 0 | 0.00% | 1 | 6.67% |
| Precinct 382 | 119 | 425 | 114 | 57 | 50.00% | 1 | 0.88% | 32 | 28.07% | 0 | 0.00% | 1 | 0.88% | 3 | 2.63% |
| Precinct 383 | 110 | 238 | 100 | 67 | 67.00% | 0 | 0.00% | 14 | 14.00% | 2 | 2.00% | 0 | 0.00% | 3 | 3.00% |
| Precinct 384 | 306 | 617 | 295 | 177 | 60.00% | 3 | 1.02% | 38 | 12.88% | 1 | 0.34% | 1 | 0.34% | 7 | 2.37% |
| Precinct 385 | 342 | 665 | 328 | 241 | 73.48% | 0 | 0.00% | 32 | 9.76% | 0 | 0.00% | 3 | 0.91% | 4 | 1.22% |
| Precinct 386 | 442 | 760 | 399 | 275 | 68.92% | 0 | 0.00% | 67 | 16.79% | 0 | 0.00% | 3 | 0.75% | 9 | 2.26% |
| Precinct 387 | 75 | 232 | 72 | 42 | 58.33% | 1 | 1.39% | 8 | 11.11% | 1 | 1.39% | 1 | 1.39% | 3 | 4.17% |
| Precinct 388 | 97 | 223 | 88 | 53 | 60.23% | 0 | 0.00% | 15 | 17.05% | 1 | 1.14% | 0 | 0.00% | 2 | 2.27% |
| Precinct 389 | 662 | 1550 | 608 | 362 | 59.54% | 0 | 0.00% | 106 | 17.43% | 3 | 0.49% | 4 | 0.66% | 8 | 1.32% |
| Precinct 390 | 415 | 748 | 378 | 268 | 70.90% | 1 | 0.26% | 52 | 13.76% | 0 | 0.00% | 5 | 1.32% | 4 | 1.06% |

Statement of Votes Cast by Contests, Geography by Choice
Washington County, May, 15 2018 Primary
All Precincts, All Districts, All ScanStations, Governor (REP), All Boxes
Official Results

Page: 3 of 8
2018-06-05
11:46:18

Total Ballots Cast: 35535, Registered Voters: 348505, Overall Turnout: 10.20%

Governor (REP) (Vote for 1)

| Precinct | Ballots Cast | Reg. Voters | Total Votes | Knute Buehler | Keenan W Bohach | Greg C Woodbridge | Jonathan I Edwards III | David W Stauffer | Jeff Smith |
|--------------|--------------|-------------|-------------|---------------|-----------------|-------------------|------------------------|------------------|------------|
| Precinct 391 | 12 | 46 | 12 | 9 75.00% | 0 0.00% | 0 0.00% | 0 0.00% | 0 0.00% | 0 0.00% |
| Precinct 392 | 13 | 33 | 10 | 3 30.00% | 0 0.00% | 3 30.00% | 0 0.00% | 0 0.00% | 1 10.00% |
| Precinct 393 | 68 | 136 | 60 | 39 65.00% | 0 0.00% | 4 6.67% | 0 0.00% | 0 0.00% | 0 0.00% |
| Precinct 394 | 17 | 78 | 15 | 9 60.00% | 0 0.00% | 4 26.67% | 0 0.00% | 0 0.00% | 0 0.00% |
| Precinct 395 | 647 | 1697 | 581 | 393 67.64% | 7 1.20% | 70 12.05% | 4 0.69% | 6 1.03% | 7 1.20% |
| Precinct 396 | 112 | 287 | 110 | 72 65.45% | 1 0.91% | 19 17.27% | 0 0.00% | 0 0.00% | 1 0.91% |
| Precinct 397 | 358 | 889 | 349 | 193 55.30% | 1 0.29% | 69 19.77% | 0 0.00% | 1 0.29% | 3 0.86% |
| Precinct 398 | 306 | 625 | 289 | 191 66.09% | 0 0.00% | 51 17.65% | 1 0.35% | 3 1.04% | 4 1.38% |
| Precinct 399 | 200 | 507 | 197 | 98 49.75% | 1 0.51% | 35 17.77% | 0 0.00% | 1 0.51% | 3 1.52% |
| Precinct 400 | 359 | 855 | 333 | 186 55.86% | 0 0.00% | 66 19.82% | 0 0.00% | 0 0.00% | 9 2.70% |
| Precinct 401 | 169 | 329 | 159 | 91 57.23% | 2 1.26% | 31 19.50% | 2 1.26% | 1 0.63% | 2 1.26% |
| Precinct 402 | 1157 | 2458 | 1072 | 606 56.53% | 1 0.09% | 194 18.10% | 3 0.28% | 8 0.75% | 13 1.21% |
| Precinct 403 | 156 | 354 | 145 | 84 57.93% | 0 0.00% | 27 18.62% | 0 0.00% | 0 0.00% | 1 0.69% |
| Precinct 404 | 616 | 1387 | 565 | 305 53.98% | 1 0.18% | 109 19.29% | 2 0.35% | 5 0.88% | 11 1.95% |
| Precinct 405 | 1205 | 2396 | 1113 | 677 60.83% | 1 0.09% | 192 17.25% | 6 0.54% | 10 0.90% | 19 1.71% |
| Precinct 406 | 10 | 49 | 9 | 2 22.22% | 0 0.00% | 3 33.33% | 0 0.00% | 0 0.00% | 0 0.00% |
| Precinct 407 | 213 | 406 | 195 | 141 72.31% | 0 0.00% | 27 13.85% | 1 0.51% | 0 0.00% | 3 1.54% |
| Precinct 408 | 7 | 22 | 6 | 3 50.00% | 0 0.00% | 0 0.00% | 1 16.67% | 0 0.00% | 1 16.67% |
| Precinct 409 | 555 | 1278 | 491 | 255 51.93% | 2 0.41% | 104 21.18% | 2 0.41% | 8 1.63% | 3 0.61% |
| Precinct 410 | 332 | 903 | 314 | 176 56.05% | 0 0.00% | 84 26.75% | 0 0.00% | 1 0.32% | 1 0.32% |
| Precinct 411 | 33 | 143 | 29 | 21 72.41% | 0 0.00% | 3 10.34% | 0 0.00% | 0 0.00% | 0 0.00% |
| Precinct 412 | 244 | 584 | 222 | 125 56.31% | 0 0.00% | 48 21.62% | 0 0.00% | 1 0.45% | 3 1.35% |
| Precinct 413 | 205 | 466 | 198 | 120 60.61% | 2 1.01% | 34 17.17% | 1 0.51% | 2 1.01% | 3 1.52% |
| Precinct 414 | 77 | 219 | 75 | 49 65.33% | 0 0.00% | 8 10.67% | 1 1.33% | 0 0.00% | 1 1.33% |
| Precinct 415 | 11 | 24 | 11 | 7 63.64% | 0 0.00% | 2 18.18% | 0 0.00% | 0 0.00% | 0 0.00% |
| Precinct 416 | 9 | 13 | 9 | 5 55.56% | 0 0.00% | 1 11.11% | 0 0.00% | 0 0.00% | 0 0.00% |
| Precinct 417 | 127 | 333 | 120 | 60 50.00% | 0 0.00% | 32 26.67% | 0 0.00% | 0 0.00% | 0 0.00% |
| Precinct 418 | 273 | 614 | 251 | 133 52.99% | 0 0.00% | 47 18.73% | 1 0.40% | 1 0.83% | 4 3.33% |
| Precinct 419 | 344 | 614 | 332 | 188 56.63% | 5 1.51% | 64 19.28% | 0 0.00% | 5 1.99% | 4 1.59% |
| Precinct 420 | 462 | 1103 | 431 | 236 54.76% | 1 0.23% | 84 19.49% | 0 0.00% | 3 0.90% | 6 1.81% |
| Precinct 421 | 45 | 105 | 39 | 21 53.85% | 0 0.00% | 9 23.08% | 0 0.00% | 0 0.00% | 1 2.56% |
| Precinct 422 | 6 | 7 | 6 | 4 66.67% | 0 0.00% | 2 33.33% | 0 0.00% | 0 0.00% | 0 0.00% |
| Precinct 423 | 312 | 837 | 299 | 128 42.81% | 1 0.33% | 73 24.41% | 0 0.00% | 2 0.67% | 5 1.67% |
| Precinct 424 | 557 | 1587 | 532 | 285 53.57% | 2 0.38% | 115 21.62% | 1 0.19% | 8 1.50% | 15 2.82% |
| Precinct 425 | 204 | 457 | 198 | 100 50.51% | 0 0.00% | 32 16.16% | 0 0.00% | 1 0.51% | 1 0.51% |
| Precinct 426 | 103 | 180 | 95 | 56 58.95% | 0 0.00% | 14 14.74% | 0 0.00% | 1 1.05% | 0 0.00% |
| Precinct 427 | 1 | 8 | 1 | 0 0.00% | 0 0.00% | 0 0.00% | 0 0.00% | 1 100.00% | 0 0.00% |
| Precinct 428 | 186 | 502 | 179 | 80 44.69% | 1 0.56% | 42 23.46% | 1 0.56% | 1 0.56% | 0 0.00% |
| Precinct 429 | 277 | 742 | 247 | 127 51.42% | 0 0.00% | 57 23.08% | 0 0.00% | 3 1.21% | 5 2.02% |
| Precinct 430 | 251 | 604 | 246 | 118 47.97% | 1 0.41% | 70 28.46% | 0 0.00% | 1 0.41% | 4 1.63% |
| Precinct 431 | 292 | 616 | 284 | 135 47.54% | 0 0.00% | 70 24.65% | 1 0.35% | 1 0.35% | 7 2.46% |
| Precinct 432 | 19 | 91 | 19 | 7 36.84% | 0 0.00% | 7 36.84% | 0 0.00% | 0 0.00% | 0 0.00% |
| Precinct 433 | 289 | 706 | 274 | 133 48.54% | 1 0.36% | 71 25.91% | 0 0.00% | 1 0.36% | 4 1.46% |
| Precinct 434 | 433 | 1055 | 401 | 192 47.88% | 1 0.25% | 92 22.94% | 3 0.75% | 4 1.00% | 10 2.49% |
| Precinct 435 | 507 | 1437 | 494 | 251 50.81% | 0 0.00% | 112 22.67% | 1 0.20% | 1 0.20% | 9 1.82% |

Statement of Votes Cast by Contests, Geography by Choice

Washington County, May, 15 2018 Primary

All Precincts, All Districts, All Scan Stations, Governor (REP), All Boxes

Official Results

Total Ballots Cast: 35535, Registered Voters: 348505, Overall Turnout: 10.20%

Governor (REP) (Vote for 1)

| Precinct | Ballots Cast | Reg. Voters | Total Votes | Knute Buehler | Keenan W Bohach | Greg C Woolfidge | Jonathan I Edwards III | David W Stauffer | Jeff Smith |
|--------------|--------------|-------------|-------------|---------------|-----------------|------------------|------------------------|------------------|------------|
| Precinct 436 | 408 | 965 | 372 | 223 59.95% | 1 0.27% | 61 16.40% | 2 0.54% | 0 0.00% | 7 1.88% |
| Precinct 437 | 13 | 22 | 13 | 6 46.15% | 0 0.00% | 0 0.00% | 0 0.00% | 0 0.00% | 1 7.69% |
| Precinct 438 | 44 | 119 | 44 | 32 72.73% | 0 0.00% | 2 4.55% | 0 0.00% | 0 0.00% | 0 0.00% |
| Precinct 439 | 69 | 193 | 61 | 35 57.38% | 0 0.00% | 16 26.23% | 0 0.00% | 0 0.00% | 0 0.00% |
| Precinct 440 | 95 | 332 | 92 | 38 41.30% | 0 0.00% | 26 28.26% | 0 0.00% | 1 1.09% | 0 0.00% |
| Precinct 441 | 5 | 8 | 5 | 3 60.00% | 0 0.00% | 1 20.00% | 0 0.00% | 0 0.00% | 0 0.00% |
| Precinct 442 | 305 | 915 | 283 | 128 45.23% | 0 0.00% | 74 26.15% | 1 0.35% | 0 0.00% | 3 1.06% |
| Precinct 443 | 2 | 4 | 2 | 0 0.00% | 0 0.00% | 2 100.00% | 0 0.00% | 0 0.00% | 0 0.00% |
| Total | 35535 | 4 | 33392 | 17587 52.67% | 91 0.27% | 7220 21.62% | 94 0.28% | 285 0.85% | 537 1.61% |

Statement of Votes Cast by Contests, Geography by Choice
Washington County, May, 15 2018 Primary
All Precincts, All Districts, All ScanStations, Governor (REP), All Boxes
Official Results

Total Ballots Cast: 35535, Registered Voters: 348505, Overall Turnout: 10.20%

Governor (REP) (Vote for 1)

| Precinct | Ballots Cast | Reg. Voters | Total Votes | Jack W. Tacy | Brett Hyland | Bruce Cuff | Sam Carpenter | Write-In | Over Votes | Under Votes |
|--------------|--------------|-------------|-------------|--------------|--------------|------------|---------------|----------|------------|-------------|
| Precinct 301 | 338 | 714 | 334 | 0 | 0.00% | 8 | 2.40% | 94 | 28.14% | 0 |
| Precinct 302 | 241 | 574 | 223 | 0 | 0.00% | 4 | 1.79% | 53 | 23.77% | 0 |
| Precinct 303 | 161 | 317 | 157 | 1 | 0.64% | 2 | 1.27% | 45 | 28.66% | 0 |
| Precinct 304 | 296 | 795 | 291 | 3 | 1.03% | 2 | 0.69% | 60 | 20.62% | 1 |
| Precinct 305 | 110 | 381 | 108 | 1 | 0.93% | 4 | 3.70% | 33 | 30.56% | 0 |
| Precinct 306 | 57 | 133 | 53 | 0 | 0.00% | 2 | 3.77% | 8 | 15.09% | 0 |
| Precinct 307 | 221 | 525 | 214 | 2 | 0.93% | 5 | 2.34% | 39 | 18.22% | 0 |
| Precinct 308 | 33 | 71 | 30 | 0 | 0.00% | 0 | 0.00% | 12 | 40.00% | 1 |
| Precinct 309 | 344 | 854 | 327 | 1 | 0.31% | 7 | 2.14% | 61 | 18.65% | 1 |
| Precinct 310 | 301 | 634 | 294 | 0 | 0.00% | 3 | 1.02% | 71 | 24.15% | 0 |
| Precinct 311 | 101 | 229 | 99 | 0 | 0.00% | 0 | 0.00% | 23 | 23.23% | 0 |
| Precinct 312 | 140 | 289 | 139 | 0 | 0.00% | 4 | 2.88% | 31 | 22.30% | 0 |
| Precinct 313 | 0 | 0 | 0 | 0 | 0.00% | 0 | 0.00% | 0 | 0.00% | 0 |
| Precinct 314 | 82 | 142 | 78 | 2 | 2.56% | 2 | 2.56% | 11 | 14.10% | 0 |
| Precinct 315 | 216 | 407 | 208 | 0 | 0.00% | 0 | 0.00% | 34 | 16.35% | 0 |
| Precinct 316 | 177 | 333 | 175 | 0 | 0.00% | 2 | 1.14% | 38 | 21.71% | 0 |
| Precinct 317 | 218 | 472 | 208 | 0 | 0.00% | 2 | 0.96% | 42 | 20.19% | 0 |
| Precinct 318 | 397 | 896 | 385 | 0 | 0.00% | 7 | 1.82% | 94 | 24.42% | 2 |
| Precinct 319 | 537 | 1626 | 520 | 0 | 0.00% | 7 | 1.35% | 121 | 23.27% | 2 |
| Precinct 320 | 266 | 708 | 244 | 0 | 0.00% | 2 | 0.82% | 70 | 28.69% | 0 |
| Precinct 321 | 29 | 106 | 29 | 0 | 0.00% | 0 | 0.00% | 4 | 13.79% | 0 |
| Precinct 322 | 39 | 92 | 38 | 0 | 0.00% | 0 | 0.00% | 13 | 34.21% | 0 |
| Precinct 323 | 2 | 6 | 2 | 0 | 0.00% | 1 | 1.59% | 17 | 26.98% | 0 |
| Precinct 324 | 66 | 176 | 63 | 1 | 0.00% | 0 | 0.00% | 0 | 0.00% | 0 |
| Precinct 325 | 0 | 0 | 0 | 0 | 0.00% | 0 | 0.00% | 0 | 0.00% | 0 |
| Precinct 326 | 374 | 769 | 368 | 0 | 0.00% | 6 | 1.63% | 117 | 31.79% | 0 |
| Precinct 327 | 371 | 1045 | 380 | 0 | 0.00% | 5 | 1.39% | 87 | 24.17% | 0 |
| Precinct 328 | 385 | 813 | 380 | 1 | 0.26% | 1 | 0.26% | 73 | 19.21% | 0 |
| Precinct 329 | 687 | 1820 | 656 | 1 | 0.15% | 8 | 1.22% | 141 | 21.49% | 5 |
| Precinct 330 | 209 | 522 | 204 | 1 | 0.49% | 3 | 1.47% | 43 | 21.08% | 0 |
| Precinct 331 | 185 | 475 | 166 | 0 | 0.00% | 1 | 0.60% | 35 | 21.08% | 2 |
| Precinct 332 | 103 | 430 | 97 | 1 | 1.03% | 2 | 2.06% | 20 | 20.62% | 1 |
| Precinct 333 | 170 | 646 | 164 | 0 | 0.00% | 5 | 3.05% | 32 | 19.51% | 0 |
| Precinct 334 | 27 | 65 | 26 | 0 | 0.00% | 0 | 0.00% | 6 | 23.08% | 0 |
| Precinct 335 | 714 | 1587 | 684 | 0 | 0.00% | 8 | 1.17% | 140 | 20.47% | 0 |
| Precinct 336 | 347 | 789 | 336 | 0 | 0.00% | 10 | 2.98% | 80 | 23.81% | 3 |
| Precinct 337 | 468 | 1055 | 448 | 2 | 0.45% | 5 | 1.12% | 128 | 28.57% | 3 |
| Precinct 338 | 471 | 1155 | 463 | 0 | 0.00% | 10 | 2.16% | 157 | 33.91% | 5 |
| Precinct 339 | 566 | 1414 | 550 | 4 | 0.73% | 7 | 1.27% | 145 | 26.36% | 1 |
| Precinct 340 | 886 | 2104 | 857 | 2 | 0.23% | 8 | 0.93% | 271 | 31.62% | 0 |
| Precinct 341 | 64 | 146 | 63 | 0 | 0.00% | 2 | 3.17% | 12 | 19.05% | 0 |
| Precinct 342 | 17 | 26 | 17 | 0 | 0.00% | 0 | 0.00% | 0 | 0.00% | 0 |
| Precinct 343 | 596 | 1314 | 575 | 0 | 0.00% | 6 | 1.04% | 9 | 52.94% | 0 |
| Precinct 344 | 427 | 973 | 419 | 0 | 0.00% | 5 | 1.19% | 101 | 24.11% | 1 |
| Precinct 345 | 1 | 5 | 1 | 0 | 0.00% | 0 | 0.00% | 0 | 0.00% | 0 |

Statement of Votes Cast by Contests, Geography by Choice
 Washington County, May, 15 2018 Primary
 All Precincts, All Districts, All ScanStations, Governor (REP), All Boxes
 Official Results

Page: 6 of 8
 2018-06-05
 11:46:18

Total Ballots Cast: 35535, Registered Voters: 348505, Overall Turnout: 10.20%

Governor (REP) (Vote for 1)

| Precinct | Ballots Cast | Reg. Voters | Total Votes | Jack W. Tacy | Brett Hyland | Bruce Cuff | Sam Carpenter | Write-In | Over Votes | Under Votes |
|--------------|--------------|-------------|-------------|--------------|--------------|------------|---------------|----------|------------|-------------|
| Precinct 346 | 69 | 134 | 68 | 0 | 0 | 1 | 16 | 0 | 0 | 1 |
| Precinct 347 | 12 | 14 | 12 | 0 | 0 | 1 | 3 | 0 | 0 | 0 |
| Precinct 348 | 3 | 8 | 3 | 0 | 0 | 0 | 0 | 0 | 0 | 0 |
| Precinct 349 | 194 | 519 | 181 | 1 | 0 | 3 | 43 | 3 | 0 | 13 |
| Precinct 350 | 275 | 686 | 262 | 2 | 0 | 3 | 60 | 1 | 0 | 12 |
| Precinct 351 | 204 | 542 | 192 | 0 | 0 | 3 | 54 | 3 | 0 | 12 |
| Precinct 352 | 30 | 101 | 29 | 0 | 0 | 2 | 5 | 0 | 0 | 1 |
| Precinct 353 | 157 | 388 | 143 | 0 | 2 | 3 | 27 | 1 | 0 | 14 |
| Precinct 354 | 489 | 1043 | 450 | 1 | 0 | 3 | 72 | 3 | 0 | 39 |
| Precinct 355 | 282 | 693 | 263 | 2 | 1 | 3 | 52 | 0 | 0 | 19 |
| Precinct 356 | 165 | 454 | 163 | 1 | 0 | 4 | 44 | 0 | 0 | 2 |
| Precinct 357 | 177 | 377 | 161 | 0 | 0 | 2 | 35 | 1 | 0 | 16 |
| Precinct 358 | 308 | 704 | 272 | 0 | 0 | 2 | 34 | 3 | 0 | 35 |
| Precinct 359 | 190 | 528 | 175 | 0 | 0 | 7 | 22 | 1 | 1 | 14 |
| Precinct 360 | 207 | 583 | 195 | 0 | 2 | 4 | 46 | 0 | 0 | 12 |
| Precinct 361 | 66 | 280 | 63 | 0 | 0 | 2 | 14 | 0 | 0 | 3 |
| Precinct 362 | 425 | 873 | 403 | 1 | 1 | 3 | 58 | 2 | 0 | 21 |
| Precinct 363 | 376 | 825 | 338 | 1 | 0 | 6 | 55 | 2 | 0 | 38 |
| Precinct 364 | 539 | 1173 | 482 | 0 | 0 | 3 | 54 | 5 | 1 | 56 |
| Precinct 365 | 367 | 764 | 331 | 1 | 2 | 3 | 43 | 2 | 1 | 35 |
| Precinct 366 | 175 | 453 | 160 | 0 | 1 | 0 | 25 | 3 | 0 | 15 |
| Precinct 367 | 476 | 981 | 423 | 1 | 0 | 1 | 64 | 4 | 1 | 52 |
| Precinct 368 | 443 | 1018 | 393 | 1 | 0 | 10 | 63 | 6 | 2 | 48 |
| Precinct 369 | 235 | 554 | 208 | 0 | 2 | 1 | 45 | 1 | 0 | 27 |
| Precinct 370 | 282 | 654 | 272 | 0 | 0 | 9 | 48 | 2 | 0 | 10 |
| Precinct 371 | 355 | 617 | 319 | 1 | 0 | 2 | 45 | 4 | 2 | 34 |
| Precinct 372 | 238 | 444 | 213 | 1 | 2 | 1 | 21 | 4 | 0 | 25 |
| Precinct 373 | 48 | 117 | 48 | 0 | 0 | 1 | 11 | 0 | 0 | 0 |
| Precinct 374 | 4 | 6 | 4 | 0 | 0 | 0 | 0 | 0 | 0 | 0 |
| Precinct 375 | 13 | 56 | 13 | 0 | 0 | 0 | 0 | 0 | 0 | 0 |
| Precinct 376 | 233 | 558 | 206 | 0 | 1 | 3 | 25 | 0 | 0 | 0 |
| Precinct 377 | 338 | 651 | 313 | 0 | 0 | 2 | 40 | 2 | 1 | 26 |
| Precinct 378 | 115 | 333 | 107 | 0 | 0 | 1 | 18 | 0 | 0 | 25 |
| Precinct 379 | 531 | 1334 | 482 | 2 | 3 | 7 | 96 | 0 | 0 | 8 |
| Precinct 380 | 766 | 1633 | 706 | 0 | 3 | 7 | 149 | 5 | 2 | 47 |
| Precinct 381 | 18 | 38 | 15 | 0 | 0 | 0 | 2 | 5 | 2 | 58 |
| Precinct 382 | 119 | 425 | 114 | 0 | 0 | 0 | 16 | 0 | 1 | 2 |
| Precinct 383 | 110 | 238 | 100 | 1 | 0 | 1 | 16 | 3 | 1 | 4 |
| Precinct 384 | 306 | 617 | 295 | 0 | 2 | 3 | 62 | 1 | 1 | 9 |
| Precinct 385 | 342 | 665 | 328 | 0 | 3 | 2 | 41 | 2 | 0 | 11 |
| Precinct 386 | 442 | 760 | 399 | 1 | 1 | 2 | 39 | 4 | 0 | 14 |
| Precinct 387 | 75 | 232 | 72 | 0 | 0 | 2 | 14 | 1 | 3 | 40 |
| Precinct 388 | 97 | 223 | 88 | 1 | 0 | 0 | 15 | 1 | 0 | 3 |
| Precinct 389 | 662 | 1550 | 608 | 3 | 5 | 10 | 100 | 7 | 0 | 54 |
| Precinct 390 | 415 | 748 | 378 | 0 | 0 | 1 | 44 | 3 | 0 | 37 |

Statement of Votes Cast by Contests, Geography by Choice
Washington County, May, 15 2018 Primary
All Precincts, All Districts, All ScanStations, Governor (REP), All Boxes
Official Results

Page: 7 of 8
2018-06-05
11:46:18

Total Ballots Cast: 35535, Registered Voters: 348505, Overall Turnout: 10.20%

Governor (REP) (Vote for 1)

| Precinct | Ballots Cast | Reg. Voters | Total Votes | Jack W Tacy | Brett Hyland | Bruce Cuff | Sam Carpenter | Write-in | Over Votes | Under Votes |
|--------------|--------------|-------------|-------------|-------------|--------------|------------|---------------|----------|------------|-------------|
| Precinct 391 | 12 | 46 | 12 | 0 | 0.00% | 0 | 1 | 8.33% | 1 | 16.67% |
| Precinct 392 | 13 | 33 | 10 | 0 | 0.00% | 1 | 1 | 10.00% | 0 | 0 |
| Precinct 393 | 68 | 138 | 60 | 0 | 0.00% | 3 | 12 | 20.00% | 0 | 3 |
| Precinct 394 | 17 | 78 | 15 | 0 | 0.00% | 0 | 2 | 13.33% | 0 | 8 |
| Precinct 395 | 647 | 1697 | 581 | 3 | 0.52% | 7 | 76 | 13.08% | 0 | 2 |
| Precinct 396 | 112 | 287 | 110 | 0 | 0.00% | 2 | 15 | 13.64% | 0 | 63 |
| Precinct 397 | 358 | 889 | 349 | 2 | 0.57% | 3 | 76 | 21.78% | 0 | 2 |
| Precinct 398 | 306 | 625 | 289 | 0 | 0.00% | 0 | 39 | 13.49% | 0 | 9 |
| Precinct 399 | 200 | 507 | 197 | 1 | 0.51% | 5 | 50 | 25.38% | 0 | 17 |
| Precinct 400 | 359 | 855 | 333 | 1 | 0.30% | 3 | 62 | 18.62% | 0 | 3 |
| Precinct 401 | 169 | 329 | 159 | 0 | 0.00% | 7 | 19 | 11.96% | 1 | 25 |
| Precinct 402 | 1157 | 2458 | 1072 | 4 | 0.37% | 3 | 231 | 21.55% | 3 | 9 |
| Precinct 403 | 156 | 354 | 145 | 0 | 0.00% | 3 | 29 | 20.00% | 2 | 83 |
| Precinct 404 | 616 | 1387 | 565 | 0 | 0.00% | 3 | 118 | 20.88% | 1 | 10 |
| Precinct 405 | 1205 | 2396 | 1113 | 1 | 0.09% | 8 | 183 | 16.44% | 2 | 50 |
| Precinct 406 | 10 | 49 | 9 | 0 | 0.00% | 11 | 4 | 44.44% | 7 | 88 |
| Precinct 407 | 213 | 406 | 195 | 0 | 0.00% | 0 | 20 | 10.26% | 0 | 1 |
| Precinct 408 | 7 | 22 | 6 | 0 | 0.00% | 1 | 0 | 0.00% | 0 | 18 |
| Precinct 409 | 555 | 1278 | 491 | 0 | 0.00% | 7 | 105 | 21.38% | 0 | 1 |
| Precinct 410 | 332 | 903 | 314 | 1 | 0.32% | 2 | 49 | 15.61% | 1 | 63 |
| Precinct 411 | 33 | 143 | 29 | 0 | 0.00% | 0 | 4 | 13.79% | 0 | 17 |
| Precinct 412 | 244 | 584 | 222 | 0 | 0.00% | 1 | 43 | 19.37% | 0 | 4 |
| Precinct 413 | 205 | 466 | 198 | 0 | 0.00% | 2 | 33 | 16.67% | 0 | 22 |
| Precinct 414 | 77 | 219 | 75 | 0 | 0.00% | 0 | 16 | 21.33% | 0 | 7 |
| Precinct 415 | 11 | 24 | 11 | 0 | 0.00% | 0 | 2 | 18.18% | 0 | 2 |
| Precinct 416 | 9 | 13 | 9 | 0 | 0.00% | 0 | 2 | 22.22% | 0 | 0 |
| Precinct 417 | 127 | 333 | 120 | 0 | 0.00% | 1 | 22 | 18.33% | 0 | 0 |
| Precinct 418 | 273 | 614 | 251 | 2 | 0.80% | 2 | 57 | 22.71% | 1 | 6 |
| Precinct 419 | 344 | 614 | 332 | 0 | 0.00% | 3 | 58 | 17.47% | 0 | 22 |
| Precinct 420 | 462 | 1103 | 431 | 0 | 0.00% | 3 | 94 | 21.81% | 3 | 9 |
| Precinct 421 | 45 | 105 | 39 | 0 | 0.00% | 0 | 8 | 20.51% | 0 | 30 |
| Precinct 422 | 6 | 7 | 6 | 0 | 0.00% | 0 | 0 | 0.00% | 0 | 6 |
| Precinct 423 | 312 | 837 | 299 | 0 | 0.00% | 7 | 80 | 26.76% | 0 | 0 |
| Precinct 424 | 557 | 1587 | 532 | 1 | 0.19% | 6 | 96 | 18.05% | 0 | 13 |
| Precinct 425 | 204 | 457 | 196 | 0 | 0.00% | 1 | 62 | 31.31% | 1 | 24 |
| Precinct 426 | 103 | 180 | 95 | 0 | 0.00% | 0 | 24 | 25.26% | 0 | 6 |
| Precinct 427 | 1 | 8 | 1 | 0 | 0.00% | 0 | 0 | 0.00% | 0 | 8 |
| Precinct 428 | 186 | 502 | 179 | 0 | 0.00% | 3 | 49 | 27.37% | 0 | 0 |
| Precinct 429 | 277 | 742 | 247 | 1 | 0.40% | 4 | 49 | 19.84% | 0 | 7 |
| Precinct 430 | 251 | 604 | 246 | 0 | 0.00% | 2 | 48 | 19.51% | 4 | 26 |
| Precinct 431 | 292 | 616 | 284 | 0 | 0.00% | 0 | 69 | 24.30% | 1 | 4 |
| Precinct 432 | 19 | 91 | 19 | 0 | 0.00% | 0 | 5 | 26.32% | 0 | 8 |
| Precinct 433 | 289 | 706 | 274 | 0 | 0.00% | 0 | 58 | 21.17% | 0 | 0 |
| Precinct 434 | 433 | 1055 | 401 | 0 | 0.00% | 9 | 85 | 21.20% | 0 | 15 |
| Precinct 435 | 507 | 1437 | 494 | 0 | 0.00% | 5 | 111 | 22.47% | 2 | 31 |

Statement of Votes Cast by Contests, Geography by Choice
Washington County, May, 15 2018 Primary
All Precincts, All Districts, All ScanStations, Governor (REP), All Boxes
Official Results

Total Ballots Cast: 35535, Registered Voters: 348505, Overall Turnout: 10.20%

Governor (REP) (Vote for 1)

| Precinct | Ballots Cast | Reg. Voters | Total Votes | Jack W. Tacy | Brett Hyland | Bruce Cuff | Sam Carpenter | Write-in | Over Votes | Under Votes |
|--------------|--------------|-------------|--------------|--------------|--------------|------------|---------------|------------|------------|-------------|
| Precinct 436 | 408 | 965 | 372 | 0 | 0 | 7 | 71 | 0 | 1 | 35 |
| Precinct 437 | 13 | 22 | 13 | 0 | 0 | 0 | 5 | 1 | 0 | 0 |
| Precinct 438 | 44 | 119 | 44 | 0 | 0 | 0 | 10 | 0 | 0 | 0 |
| Precinct 439 | 69 | 193 | 61 | 0 | 1 | 1 | 7 | 1 | 0 | 8 |
| Precinct 440 | 95 | 332 | 92 | 0 | 0 | 6 | 21 | 0 | 1 | 2 |
| Precinct 441 | 5 | 8 | 5 | 0 | 0 | 0 | 1 | 0 | 0 | 0 |
| Precinct 442 | 305 | 915 | 283 | 0 | 0 | 2 | 73 | 2 | 0 | 22 |
| Precinct 443 | 2 | 4 | 2 | 0 | 0 | 0 | 0 | 0 | 0 | 0 |
| Total | 35535 | 4 | 33392 | 62 | 98 | 407 | 6788 | 223 | 82 | 2061 |
| | | | | 0.19% | 0.29% | 1.22% | 20.33% | 0.67% | | |

