


Statement of Ballots Cast  
Deschutes County, November, 2020 General Election, Final Official Results  
All Precincts, All Districts, All ScanStations, All Contests, All Boxes  
Total Ballots Cast: 126550, Registered Voters: 150696, Overall Turnout: 83.98%  
50 precincts reported out of 50 total


Page: 1 of 1  
2020-11-20  
08:22:34

Precinct	Ballots Cast	Reg. Turnout Voters	Pct.
Precinct 01	3075	3422	89.86%
Precinct 02	3140	3678	85.37%
Precinct 03	4178	4528	92.27%
Precinct 04	3454	4068	84.91%
Precinct 05	4444	5177	85.84%
Precinct 06	3177	3987	79.68%
Precinct 07	1715	1966	87.23%
Precinct 08	648	687	94.32%
Precinct 09	2075	2653	78.21%
Precinct 10	1075	1323	81.25%
Precinct 11	1323	1508	87.73%
Precinct 12	2531	2920	86.68%
Precinct 13	1181	1382	85.46%
Precinct 14	1922	2168	88.65%
Precinct 15	1299	1430	90.84%
Precinct 16	1469	1606	91.47%
Precinct 17	4098	5724	71.59%
Precinct 18	3219	3850	83.61%
Precinct 19	1236	1565	78.98%
Precinct 20	4868	5662	85.98%
Precinct 21	1460	1627	89.74%
Precinct 22	303	340	89.12%
Precinct 23	1169	1683	69.46%
Precinct 24	931	1199	77.65%
Precinct 25	3884	4837	80.30%
Precinct 26	2953	3432	86.04%
Precinct 27	2281	2540	89.80%
Precinct 28	5512	6960	79.20%
Precinct 29	3717	4625	80.37%
Precinct 30	2161	2538	85.15%
Precinct 31	3485	3852	90.47%
Precinct 32	3184	3956	80.49%
Precinct 33	3233	3599	89.83%
Precinct 34	3423	4362	78.47%
Precinct 35	3219	3422	94.07%
Precinct 36	4794	5778	82.97%
Precinct 37	1177	1341	87.77%
Precinct 38	2919	3532	82.64%
Precinct 39	3631	4530	80.15%
Precinct 40	1158	1471	78.72%
Precinct 41	2592	3027	85.63%
Precinct 42	3473	4391	79.09%
Precinct 43	1812	1992	90.96%
Precinct 44	3222	3859	83.49%
Precinct 45	1742	1959	88.92%
Precinct 46	2165	2675	80.93%
Precinct 47	2899	3129	92.65%
Precinct 48	1638	1960	83.57%
Precinct 49	853	939	90.84%
Precinct 50	1433	1837	78.01%
All Precincts	126550	150696	83.98%



I, Nancy Blankenship, Deschutes County Clerk, do hereby certify that the votes recorded on this report correctly summarize the tally of votes cast at the November 3, 2020 General Election.

Dated November 20, 2020

  
Nancy Blankenship  
Deschutes County Clerk

Statement of Votes Cast by Contests, Geography by Choice  
 Deschutes County, November, 2020 General Election, Final Official Results  
 All Precincts, All Districts, All ScanStations, All Contests, All Boxes  
 Total Ballots Cast: 126550, Registered Voters: 150696, Overall Turnout: 83.98%  
 50 precincts reported out of 50 total

Page: 1 of 58  
 2020-11-20  
 08:43:29

**United States President and Vice President (Vote for 1)**

Precinct	Ballots Cast	Reg. Voters	Total Votes	Donald J Trump / Michael R Pence		Joseph R Biden / Kamala D Harris		Jo Jorgensen / Jeremy (Spike) Cohen		Howie Hawkins / Angela Walker	
Precinct 01	3075	3422	3058	574	18.77%	2414	78.94%	41	1.34%	12	0.39%
Precinct 02	3140	3678	3108	1333	42.89%	1682	54.12%	50	1.61%	9	0.29%
Precinct 03	4178	4528	4137	733	17.72%	3263	78.87%	77	1.86%	9	0.22%
Precinct 04	3454	4068	3428	836	24.39%	2486	72.52%	64	1.87%	21	0.61%
Precinct 05	4444	5177	4380	1609	36.74%	2636	60.18%	67	1.53%	19	0.43%
Precinct 06	3177	3987	3145	1045	33.23%	1984	63.08%	78	2.48%	17	0.54%
Precinct 07	1715	1966	1699	336	19.78%	1308	76.99%	25	1.47%	12	0.71%
Precinct 08	648	687	642	224	34.89%	404	62.93%	5	0.78%	0	0.00%
Precinct 09	2075	2653	2055	674	32.80%	1279	62.24%	62	3.02%	10	0.49%
Precinct 10	1075	1323	1065	716	67.23%	314	29.48%	21	1.97%	5	0.47%
Precinct 11	1323	1508	1306	414	31.70%	849	65.01%	23	1.76%	5	0.38%
Precinct 12	2531	2920	2502	1402	56.04%	1038	41.49%	31	1.24%	10	0.40%
Precinct 13	1181	1382	1175	592	50.38%	549	46.72%	23	1.96%	1	0.09%
Precinct 14	1922	2168	1905	1007	52.86%	853	44.78%	30	1.57%	4	0.21%
Precinct 15	1299	1430	1290	581	45.04%	680	52.71%	17	1.32%	0	0.00%
Precinct 16	1469	1606	1456	599	41.14%	837	57.49%	8	0.55%	3	0.21%
Precinct 17	4098	5724	4055	2247	55.41%	1668	41.13%	89	2.19%	17	0.42%
Precinct 18	3219	3850	3182	2109	66.28%	1005	31.58%	45	1.41%	5	0.16%
Precinct 19	1236	1565	1223	773	63.21%	417	34.10%	18	1.47%	7	0.57%
Precinct 20	4868	5662	4816	1996	41.45%	2644	54.90%	113	2.35%	15	0.31%
Precinct 21	1460	1627	1439	847	58.86%	566	39.33%	16	1.11%	1	0.07%
Precinct 22	303	340	297	119	40.07%	176	59.26%	2	0.67%	0	0.00%
Precinct 23	1169	1683	1159	730	62.99%	390	33.65%	25	2.16%	6	0.52%
Precinct 24	931	1199	924	656	71.00%	250	27.06%	10	1.08%	0	0.00%
Precinct 25	3884	4837	3847	1395	36.26%	2323	60.38%	70	1.82%	16	0.42%
Precinct 26	2953	3432	2929	1198	40.90%	1643	56.09%	46	1.57%	8	0.27%
Precinct 27	2281	2540	2263	374	16.53%	1830	80.87%	29	1.28%	10	0.44%
Precinct 28	5512	6960	5458	3056	55.99%	2206	40.42%	134	2.46%	24	0.44%
Precinct 29	3717	4625	3675	2246	61.12%	1306	35.54%	81	2.20%	18	0.49%
Precinct 30	2161	2538	2135	906	42.44%	1176	55.08%	33	1.55%	8	0.37%
Precinct 31	3485	3852	3438	1990	57.88%	1384	40.26%	25	0.73%	6	0.17%
Precinct 32	3184	3956	3150	917	29.11%	2124	67.43%	59	1.87%	16	0.51%
Precinct 33	3233	3599	3197	1368	42.79%	1763	55.15%	30	0.94%	6	0.19%
Precinct 34	3423	4362	3379	1357	40.16%	1916	56.70%	52	1.54%	17	0.50%
Precinct 35	3219	3422	3175	997	31.40%	2105	66.30%	40	1.26%	1	0.03%
Precinct 36	4794	5778	4748	2668	56.19%	1928	40.61%	87	1.83%	13	0.27%
Precinct 37	1177	1341	1169	512	43.80%	623	53.29%	24	2.05%	0	0.00%
Precinct 38	2919	3532	2892	1437	49.69%	1379	47.68%	48	1.66%	9	0.31%
Precinct 39	3631	4530	3599	2200	61.13%	1333	37.04%	37	1.03%	9	0.25%
Precinct 40	1158	1471	1153	777	67.39%	346	30.01%	19	1.65%	4	0.35%
Precinct 41	2592	3027	2571	1363	53.01%	1141	44.38%	37	1.44%	8	0.31%
Precinct 42	3473	4391	3432	1795	52.30%	1525	44.43%	67	1.95%	25	0.73%
Precinct 43	1812	1992	1789	922	51.54%	822	45.95%	24	1.34%	1	0.06%
Precinct 44	3222	3859	3185	1295	40.66%	1795	56.36%	58	1.82%	8	0.25%
Precinct 45	1742	1959	1720	743	43.20%	929	54.01%	24	1.40%	2	0.12%
Precinct 46	2165	2675	2140	735	34.35%	1327	62.01%	58	2.71%	7	0.33%
Precinct 47	2899	3129	2863	853	29.79%	1938	67.69%	36	1.26%	5	0.17%
Precinct 48	1638	1960	1620	1136	70.12%	450	27.78%	19	1.17%	4	0.25%
Precinct 49	853	939	844	296	35.07%	531	62.91%	7	0.83%	0	0.00%
Precinct 50	1433	1837	1417	958	67.61%	427	30.13%	13	0.92%	9	0.64%
Total	126550	150696	125234	55646	44.43%	65962	52.67%	2097	1.67%	422	0.34%

Statement of Votes Cast by Contests, Geography by Choice  
Deschutes County, November, 2020 General Election, Final Official Results  
All Precincts, All Districts, All ScanStations, All Contests, All Boxes  
Total Ballots Cast: 126550, Registered Voters: 150696, Overall Turnout: 83.98%  
50 precincts reported out of 50 total

Page: 2 of 58  
2020-11-20  
08:43:29

**United States President and Vice President (Vote for 1)**

Precinct	Ballots Cast	Reg. Voters	Total Votes	Dario Hunter / Dawn Neptune Adams	Write-in	Over Votes	Under Votes
Precinct 01	3075	3422	3058	3 0.10%	14 0.46%	1	16
Precinct 02	3140	3678	3108	8 0.26%	26 0.84%	0	32
Precinct 03	4178	4528	4137	5 0.12%	50 1.21%	0	41
Precinct 04	3454	4068	3428	0 0.00%	21 0.61%	0	26
Precinct 05	4444	5177	4380	4 0.09%	45 1.03%	0	64
Precinct 06	3177	3987	3145	4 0.13%	17 0.54%	2	30
Precinct 07	1715	1966	1699	4 0.24%	14 0.82%	0	16
Precinct 08	648	687	642	0 0.00%	9 1.40%	0	6
Precinct 09	2075	2653	2055	5 0.24%	25 1.22%	0	20
Precinct 10	1075	1323	1065	0 0.00%	9 0.85%	0	10
Precinct 11	1323	1508	1306	3 0.23%	12 0.92%	1	16
Precinct 12	2531	2920	2502	1 0.04%	20 0.80%	0	29
Precinct 13	1181	1382	1175	0 0.00%	10 0.85%	0	6
Precinct 14	1922	2168	1905	0 0.00%	11 0.58%	0	17
Precinct 15	1299	1430	1290	2 0.16%	10 0.78%	0	9
Precinct 16	1469	1606	1456	0 0.00%	9 0.62%	0	13
Precinct 17	4098	5724	4055	9 0.22%	25 0.62%	3	40
Precinct 18	3219	3850	3182	3 0.09%	15 0.47%	2	35
Precinct 19	1236	1565	1223	1 0.08%	7 0.57%	1	12
Precinct 20	4868	5662	4816	5 0.10%	43 0.89%	1	51
Precinct 21	1460	1627	1439	1 0.07%	8 0.56%	1	20
Precinct 22	303	340	297	0 0.00%	0 0.00%	0	6
Precinct 23	1169	1683	1159	1 0.09%	7 0.60%	2	8
Precinct 24	931	1199	924	3 0.32%	5 0.54%	0	7
Precinct 25	3884	4837	3847	7 0.18%	36 0.94%	1	36
Precinct 26	2953	3432	2929	5 0.17%	29 0.99%	1	23
Precinct 27	2281	2540	2263	2 0.09%	18 0.80%	1	17
Precinct 28	5512	6960	5458	8 0.15%	30 0.55%	2	52
Precinct 29	3717	4625	3675	7 0.19%	17 0.46%	2	40
Precinct 30	2161	2538	2135	2 0.09%	10 0.47%	0	26
Precinct 31	3485	3852	3438	2 0.06%	31 0.90%	0	47
Precinct 32	3184	3956	3150	11 0.35%	23 0.73%	6	28
Precinct 33	3233	3599	3197	7 0.22%	23 0.72%	2	34
Precinct 34	3423	4362	3379	6 0.18%	31 0.92%	4	40
Precinct 35	3219	3422	3175	3 0.09%	29 0.91%	0	44
Precinct 36	4794	5778	4748	7 0.15%	45 0.95%	2	44
Precinct 37	1177	1341	1169	1 0.09%	9 0.77%	0	8
Precinct 38	2919	3532	2892	1 0.03%	18 0.62%	1	26
Precinct 39	3631	4530	3599	4 0.11%	16 0.44%	0	32
Precinct 40	1158	1471	1153	1 0.09%	6 0.52%	0	5
Precinct 41	2592	3027	2571	2 0.08%	20 0.78%	1	20
Precinct 42	3473	4391	3432	2 0.06%	18 0.52%	2	39
Precinct 43	1812	1992	1789	2 0.11%	18 1.01%	1	22
Precinct 44	3222	3859	3185	8 0.25%	21 0.66%	2	35
Precinct 45	1742	1959	1720	0 0.00%	22 1.28%	0	22
Precinct 46	2165	2675	2140	2 0.09%	11 0.51%	0	25
Precinct 47	2899	3129	2863	2 0.07%	29 1.01%	1	35
Precinct 48	1638	1960	1620	1 0.06%	10 0.62%	0	18
Precinct 49	853	939	844	2 0.24%	8 0.95%	0	9
Precinct 50	1433	1837	1417	0 0.00%	10 0.71%	0	16
Total	126550	150696	125234	157 0.13%	950 0.76%	43	1273



I, Nancy Blankenship, Deschutes County Clerk, do hereby certify that the votes recorded on this report correctly summarize the tally of votes cast at the November 3, 2020 General Election.

Dated November 20, 2020

*Nancy Blankenship*  
Nancy Blankenship  
Deschutes County Clerk

Statement of Votes Cast by Contests, Geography by Choice  
Deschutes County, November, 2020 General Election, Final Official Results  
All Precincts, All Districts, All ScanStations, All Contests, All Boxes  
Total Ballots Cast: 126550, Registered Voters: 150696, Overall Turnout: 83.98%  
50 precincts reported out of 50 total

Page: 3 of 58  
2020-11-20  
08:43:29

**US Senator (Vote for 1)**


Precinct	Ballots Cast	Reg. Voters	Total Votes	Jo Rae Perkins		Jeff Merkley		Ibrahim A Taher		Gary Dye	
Precinct 01	3075	3422	3005	573	19.07%	2331	77.57%	56	1.86%	43	1.43%
Precinct 02	3140	3678	3060	1290	42.16%	1657	54.15%	50	1.63%	57	1.86%
Precinct 03	4178	4528	4074	790	19.39%	3159	77.54%	59	1.45%	65	1.60%
Precinct 04	3454	4068	3345	798	23.86%	2396	71.63%	83	2.48%	62	1.85%
Precinct 05	4444	5177	4285	1569	36.62%	2577	60.14%	73	1.70%	65	1.52%
Precinct 06	3177	3987	3061	986	32.21%	1939	63.35%	68	2.22%	65	2.12%
Precinct 07	1715	1966	1665	316	18.98%	1275	76.58%	33	1.98%	36	2.16%
Precinct 08	648	687	633	247	39.02%	375	59.24%	3	0.47%	8	1.26%
Precinct 09	2075	2653	1980	634	32.02%	1223	61.77%	60	3.03%	57	2.88%
Precinct 10	1075	1323	1039	679	65.35%	328	31.57%	6	0.58%	24	2.31%
Precinct 11	1323	1508	1285	422	32.84%	814	63.35%	23	1.79%	26	2.02%
Precinct 12	2531	2920	2477	1357	54.78%	1036	41.82%	28	1.13%	53	2.14%
Precinct 13	1181	1382	1158	574	49.57%	547	47.24%	17	1.47%	20	1.73%
Precinct 14	1922	2168	1864	961	51.56%	848	45.49%	23	1.23%	30	1.61%
Precinct 15	1299	1430	1278	586	45.85%	660	51.64%	4	0.31%	25	1.96%
Precinct 16	1469	1606	1442	599	41.54%	815	56.52%	6	0.42%	20	1.39%
Precinct 17	4098	5724	3920	2012	51.33%	1740	44.39%	74	1.89%	90	2.30%
Precinct 18	3219	3850	3128	1995	63.78%	1050	33.57%	24	0.77%	55	1.76%
Precinct 19	1236	1565	1192	717	60.15%	436	36.58%	14	1.17%	24	2.01%
Precinct 20	4868	5662	4691	1908	40.67%	2619	55.83%	61	1.30%	99	2.11%
Precinct 21	1460	1627	1426	820	57.50%	576	40.39%	11	0.77%	17	1.19%
Precinct 22	303	340	298	124	41.61%	171	57.38%	0	0.00%	3	1.01%
Precinct 23	1169	1683	1125	678	60.27%	398	35.38%	23	2.04%	23	2.04%
Precinct 24	931	1199	900	620	68.89%	266	29.56%	4	0.44%	10	1.11%
Precinct 25	3884	4837	3724	1317	35.37%	2248	60.37%	74	1.99%	82	2.20%
Precinct 26	2953	3432	2847	1136	39.90%	1617	56.80%	43	1.51%	47	1.65%
Precinct 27	2281	2540	2236	368	16.46%	1770	79.16%	53	2.37%	39	1.74%
Precinct 28	5512	6960	5342	2837	53.11%	2291	42.89%	89	1.67%	118	2.21%
Precinct 29	3717	4625	3605	2100	58.25%	1390	38.56%	44	1.22%	69	1.91%
Precinct 30	2161	2538	2111	898	42.54%	1148	54.38%	23	1.09%	41	1.94%
Precinct 31	3485	3852	3423	1953	57.06%	1405	41.05%	14	0.41%	42	1.23%
Precinct 32	3184	3956	3063	839	27.39%	2051	66.96%	94	3.07%	75	2.45%
Precinct 33	3233	3599	3135	1298	41.40%	1752	55.89%	40	1.28%	44	1.40%
Precinct 34	3423	4362	3277	1277	38.97%	1859	56.73%	67	2.04%	73	2.23%
Precinct 35	3219	3422	3127	1048	33.51%	2017	64.50%	22	0.70%	34	1.09%
Precinct 36	4794	5778	4651	2573	55.32%	1947	41.86%	49	1.05%	76	1.63%
Precinct 37	1177	1341	1149	512	44.56%	601	52.31%	10	0.87%	26	2.26%
Precinct 38	2919	3532	2828	1360	48.09%	1377	48.69%	31	1.10%	60	2.12%
Precinct 39	3631	4530	3534	2060	58.29%	1388	39.28%	32	0.91%	51	1.44%
Precinct 40	1158	1471	1122	728	64.88%	362	32.26%	10	0.89%	19	1.69%
Precinct 41	2592	3027	2526	1301	51.50%	1153	45.65%	26	1.03%	44	1.74%
Precinct 42	3473	4391	3366	1680	49.91%	1549	46.02%	54	1.60%	80	2.38%
Precinct 43	1812	1992	1755	905	51.57%	803	45.75%	17	0.97%	30	1.71%
Precinct 44	3222	3859	3113	1209	38.84%	1767	56.76%	60	1.93%	76	2.44%
Precinct 45	1742	1959	1706	754	44.20%	906	53.11%	18	1.06%	27	1.58%
Precinct 46	2165	2675	2103	726	34.52%	1295	61.58%	33	1.57%	48	2.28%
Precinct 47	2899	3129	2820	906	32.13%	1874	66.45%	24	0.85%	16	0.57%
Precinct 48	1638	1960	1576	1050	66.62%	496	31.47%	10	0.63%	19	1.21%
Precinct 49	853	939	832	299	35.94%	506	60.82%	12	1.44%	15	1.80%
Precinct 50	1433	1837	1388	896	64.55%	456	32.85%	17	1.22%	16	1.15%
Total	126550	150696	122690	53285	43.43%	65264	53.19%	1769	1.44%	2244	1.83%

Statement of Votes Cast by Contests, Geography by Choice  
 Deschutes County, November, 2020 General Election, Final Official Results  
 All Precincts, All Districts, All ScanStations, All Contests, All Boxes  
 Total Ballots Cast: 126550, Registered Voters: 150696, Overall Turnout: 83.98%  
 50 precincts reported out of 50 total

Page: 4 of 58  
 2020-11-20  
 08:43:29

**US Senator (Vote for 1)**

Precinct	Ballots Cast	Reg. Voters	Total Votes	Write-in	Over Votes	Under Votes
Precinct 01	3075	3422	3005	2 0.07%	1	69
Precinct 02	3140	3678	3060	6 0.20%	0	80
Precinct 03	4178	4528	4074	1 0.02%	0	104
Precinct 04	3454	4068	3345	6 0.18%	0	109
Precinct 05	4444	5177	4285	1 0.02%	0	159
Precinct 06	3177	3987	3061	3 0.10%	1	115
Precinct 07	1715	1966	1665	5 0.30%	0	50
Precinct 08	648	687	633	0 0.00%	0	15
Precinct 09	2075	2653	1980	6 0.30%	1	94
Precinct 10	1075	1323	1039	2 0.19%	0	36
Precinct 11	1323	1508	1285	0 0.00%	2	36
Precinct 12	2531	2920	2477	3 0.12%	0	54
Precinct 13	1181	1382	1158	0 0.00%	0	23
Precinct 14	1922	2168	1864	2 0.11%	1	57
Precinct 15	1299	1430	1278	3 0.23%	0	21
Precinct 16	1469	1606	1442	2 0.14%	0	27
Precinct 17	4098	5724	3920	4 0.10%	0	178
Precinct 18	3219	3850	3128	4 0.13%	0	91
Precinct 19	1236	1565	1192	1 0.08%	0	44
Precinct 20	4868	5662	4691	4 0.09%	2	175
Precinct 21	1460	1627	1426	2 0.14%	0	34
Precinct 22	303	340	298	0 0.00%	0	5
Precinct 23	1169	1683	1125	3 0.27%	0	44
Precinct 24	931	1199	900	0 0.00%	0	31
Precinct 25	3884	4837	3724	3 0.08%	0	160
Precinct 26	2953	3432	2847	4 0.14%	1	105
Precinct 27	2281	2540	2236	6 0.27%	1	44
Precinct 28	5512	6960	5342	7 0.13%	0	170
Precinct 29	3717	4625	3605	2 0.06%	0	112
Precinct 30	2161	2538	2111	1 0.05%	0	50
Precinct 31	3485	3852	3423	9 0.26%	0	62
Precinct 32	3184	3956	3063	4 0.13%	0	121
Precinct 33	3233	3599	3135	1 0.03%	0	98
Precinct 34	3423	4362	3277	1 0.03%	1	145
Precinct 35	3219	3422	3127	6 0.19%	0	92
Precinct 36	4794	5778	4651	6 0.13%	0	143
Precinct 37	1177	1341	1149	0 0.00%	0	28
Precinct 38	2919	3532	2828	0 0.00%	0	91
Precinct 39	3631	4530	3534	3 0.08%	0	97
Precinct 40	1158	1471	1122	3 0.27%	0	36
Precinct 41	2592	3027	2526	2 0.08%	0	66
Precinct 42	3473	4391	3366	3 0.09%	0	107
Precinct 43	1812	1992	1755	0 0.00%	0	57
Precinct 44	3222	3859	3113	1 0.03%	0	109
Precinct 45	1742	1959	1706	1 0.06%	0	36
Precinct 46	2165	2675	2103	1 0.05%	0	62
Precinct 47	2899	3129	2820	0 0.00%	0	79
Precinct 48	1638	1960	1576	1 0.06%	0	62
Precinct 49	853	939	832	0 0.00%	0	21
Precinct 50	1433	1837	1388	3 0.22%	0	45
Total	126550	150696	122690	128 0.10%	11	3849



I, Nancy Blankenship, Deschutes County Clerk, do hereby  
 certify that the votes recorded on this report correctly  
 summarize the tally of votes cast at the November 3, 2020  
 General Election.

Dated November 20, 2020

*Nancy Blankenship*  
 Nancy Blankenship  
 Deschutes County Clerk

Statement of Votes Cast by Contests, Geography by Choice  
Deschutes County, November, 2020 General Election, Final Official Results  
All Precincts, All Districts, All ScanStations, All Contests, All Boxes  
Total Ballots Cast: 126550, Registered Voters: 150696, Overall Turnout: 83.98%  
50 precincts reported out of 50 total

Page: 5 of 58  
2020-11-20  
08:43:29

**US Representative, 2nd District (Vote for 1)**

Precinct	Ballots Cast	Reg. Voters	Total Votes	Robert Werch		Cliff Bentz		Alex Spenser		Write-in	
Precinct 01	3075	3422	2970	67	2.26%	738	24.85%	2158	72.66%	7	0.24%
Precinct 02	3140	3678	3016	72	2.39%	1551	51.43%	1391	46.12%	2	0.07%
Precinct 03	4178	4528	4011	99	2.47%	1048	26.13%	2855	71.18%	9	0.22%
Precinct 04	3454	4068	3284	99	3.01%	989	30.12%	2188	66.63%	8	0.24%
Precinct 05	4444	5177	4210	106	2.52%	1875	44.54%	2224	52.83%	5	0.12%
Precinct 06	3177	3987	3032	135	4.45%	1134	37.40%	1760	58.05%	3	0.10%
Precinct 07	1715	1966	1638	43	2.63%	443	27.05%	1147	70.02%	5	0.31%
Precinct 08	648	687	618	11	1.78%	303	49.03%	303	49.03%	1	0.16%
Precinct 09	2075	2653	1959	87	4.44%	754	38.49%	1116	56.97%	2	0.10%
Precinct 10	1075	1323	1027	36	3.51%	745	72.54%	245	23.86%	1	0.10%
Precinct 11	1323	1508	1263	26	2.06%	492	38.95%	741	58.67%	4	0.32%
Precinct 12	2531	2920	2434	52	2.14%	1562	64.17%	818	33.61%	2	0.08%
Precinct 13	1181	1382	1139	25	2.19%	665	58.38%	444	38.98%	5	0.44%
Precinct 14	1922	2168	1841	39	2.12%	1087	59.04%	713	38.73%	2	0.11%
Precinct 15	1299	1430	1269	25	1.97%	684	53.90%	559	44.05%	1	0.08%
Precinct 16	1469	1606	1425	19	1.33%	727	51.02%	676	47.44%	3	0.21%
Precinct 17	4098	5724	3877	145	3.74%	2339	60.33%	1387	35.78%	6	0.15%
Precinct 18	3219	3850	3085	77	2.50%	2192	71.05%	810	26.26%	6	0.19%
Precinct 19	1236	1565	1183	31	2.62%	838	70.84%	311	26.29%	3	0.25%
Precinct 20	4868	5662	4622	163	3.53%	2227	48.18%	2227	48.18%	5	0.11%
Precinct 21	1460	1627	1408	27	1.92%	910	64.63%	471	33.45%	0	0.00%
Precinct 22	303	340	293	4	1.37%	157	53.58%	131	44.71%	1	0.34%
Precinct 23	1169	1683	1116	46	4.12%	738	66.13%	328	29.39%	4	0.36%
Precinct 24	931	1199	895	14	1.56%	662	73.97%	218	24.36%	1	0.11%
Precinct 25	3884	4837	3669	181	4.93%	1521	41.46%	1962	53.48%	5	0.14%
Precinct 26	2953	3432	2803	93	3.32%	1305	46.56%	1399	49.91%	6	0.21%
Precinct 27	2281	2540	2185	59	2.70%	502	22.97%	1622	74.23%	2	0.09%
Precinct 28	5512	6960	5278	194	3.68%	3211	60.84%	1870	35.43%	3	0.06%
Precinct 29	3717	4625	3547	115	3.24%	2371	66.85%	1056	29.77%	5	0.14%
Precinct 30	2161	2538	2076	49	2.36%	1047	50.43%	979	47.16%	1	0.05%
Precinct 31	3485	3852	3390	51	1.50%	2243	66.17%	1095	32.30%	1	0.03%
Precinct 32	3184	3956	3034	116	3.82%	1025	33.78%	1889	62.26%	4	0.13%
Precinct 33	3233	3599	3088	75	2.43%	1558	50.45%	1452	47.02%	3	0.10%
Precinct 34	3423	4362	3209	123	3.83%	1465	45.65%	1613	50.26%	8	0.25%
Precinct 35	3219	3422	3088	29	0.94%	1322	42.81%	1733	56.12%	4	0.13%
Precinct 36	4794	5778	4604	123	2.67%	2922	63.47%	1546	33.58%	13	0.28%
Precinct 37	1177	1341	1140	30	2.63%	573	50.26%	536	47.02%	1	0.09%
Precinct 38	2919	3532	2799	88	3.14%	1511	53.98%	1200	42.87%	0	0.00%
Precinct 39	3631	4530	3489	81	2.32%	2260	64.78%	1141	32.70%	7	0.20%
Precinct 40	1158	1471	1113	28	2.52%	782	70.26%	300	26.95%	3	0.27%
Precinct 41	2592	3027	2480	54	2.18%	1483	59.80%	937	37.78%	6	0.24%
Precinct 42	3473	4391	3323	106	3.19%	1910	57.48%	1305	39.27%	2	0.06%
Precinct 43	1812	1992	1752	43	2.45%	1042	59.47%	667	38.07%	0	0.00%
Precinct 44	3222	3859	3079	110	3.57%	1461	47.45%	1504	48.85%	4	0.13%
Precinct 45	1742	1959	1683	40	2.38%	858	50.98%	784	46.58%	1	0.06%
Precinct 46	2165	2675	2071	84	4.06%	851	41.09%	1134	54.76%	2	0.10%
Precinct 47	2899	3129	2784	45	1.62%	1188	42.67%	1548	55.60%	3	0.11%
Precinct 48	1638	1960	1572	25	1.59%	1192	75.83%	354	22.52%	1	0.06%
Precinct 49	853	939	819	23	2.81%	356	43.47%	439	53.60%	1	0.12%
Precinct 50	1433	1837	1369	28	2.05%	971	70.93%	368	26.88%	2	0.15%
Total	126550	150696	121059	3441	2.84%	61790	51.04%	55654	45.97%	174	0.14%

Statement of Votes Cast by Contests, Geography by Choice  
 Deschutes County, November, 2020 General Election, Final Official Results  
 All Precincts, All Districts, All Scan Stations, All Contests, All Boxes  
 Total Ballots Cast: 126550, Registered Voters: 150696, Overall Turnout: 83.98%  
 50 precincts reported out of 50 total

Page: 6 of 58  
 2020-11-20  
 08:43:29

**US Representative, 2nd District (Vote for 1)**

Precinct	Ballots Cast	Reg. Voters	Total Votes	Over Votes	Under Votes
Precinct 01	3075	3422	2970	0	105
Precinct 02	3140	3678	3016	0	124
Precinct 03	4178	4528	4011	0	167
Precinct 04	3454	4068	3284	0	170
Precinct 05	4444	5177	4210	1	233
Precinct 06	3177	3987	3032	1	144
Precinct 07	1715	1966	1638	0	77
Precinct 08	648	687	618	1	29
Precinct 09	2075	2653	1959	1	115
Precinct 10	1075	1323	1027	0	48
Precinct 11	1323	1508	1263	1	59
Precinct 12	2531	2920	2434	0	97
Precinct 13	1181	1382	1139	0	42
Precinct 14	1922	2168	1841	0	81
Precinct 15	1299	1430	1269	0	30
Precinct 16	1469	1606	1425	1	43
Precinct 17	4098	5724	3877	0	221
Precinct 18	3219	3850	3085	0	134
Precinct 19	1236	1565	1183	0	53
Precinct 20	4868	5662	4622	3	243
Precinct 21	1460	1627	1408	0	52
Precinct 22	303	340	293	0	10
Precinct 23	1169	1683	1116	0	53
Precinct 24	931	1199	895	0	36
Precinct 25	3884	4837	3669	0	215
Precinct 26	2953	3432	2803	1	149
Precinct 27	2281	2540	2185	0	96
Precinct 28	5512	6960	5278	3	231
Precinct 29	3717	4625	3547	0	170
Precinct 30	2161	2538	2076	0	85
Precinct 31	3485	3852	3390	0	95
Precinct 32	3184	3956	3034	0	150
Precinct 33	3233	3599	3088	1	144
Precinct 34	3423	4362	3209	1	213
Precinct 35	3219	3422	3088	0	131
Precinct 36	4794	5778	4604	0	190
Precinct 37	1177	1341	1140	0	37
Precinct 38	2919	3532	2799	0	120
Precinct 39	3631	4530	3489	0	142
Precinct 40	1158	1471	1113	0	45
Precinct 41	2592	3027	2480	0	112
Precinct 42	3473	4391	3323	0	150
Precinct 43	1812	1992	1752	0	60
Precinct 44	3222	3859	3079	0	143
Precinct 45	1742	1959	1683	0	59
Precinct 46	2165	2675	2071	0	94
Precinct 47	2899	3129	2784	0	115
Precinct 48	1638	1960	1572	0	66
Precinct 49	853	939	819	0	34
Precinct 50	1433	1837	1369	0	64
Total	126550	150696	121059	15	5476



I, Nancy Blankenship, Deschutes County Clerk, do hereby certify that the votes recorded on this report correctly summarize the tally of votes cast at the November 3, 2020 General Election.

Dated November 20, 2020

  
 Nancy Blankenship  
 Deschutes County Clerk

Statement of Votes Cast by Contests, Geography by Choice  
Deschutes County, November, 2020 General Election, Final Official Results  
All Precincts, All Districts, All ScanStations, All Contests, All Boxes  
Total Ballots Cast: 126550, Registered Voters: 150696, Overall Turnout: 83.98%  
50 precincts reported out of 50 total

Page: 7 of 58  
2020-11-20  
08:43:29

**Secretary of State (Vote for 1)**

Precinct	Ballots Cast	Reg. Voters	Total Votes	Nathalie Paravicini	Kyle Markley	Kim Thatcher	Shemia Fagan
Precinct 01	3060	3422	2949	133 4.51%	69 2.34%	699 23.70%	2045 69.35%
Precinct 02	3134	3678	3009	106 3.52%	80 2.66%	1433 47.62%	1386 46.06%
Precinct 03	4160	4528	3980	133 3.34%	87 2.19%	1006 25.28%	2753 69.17%
Precinct 04	3437	4068	3268	161 4.93%	93 2.85%	940 28.76%	2072 63.40%
Precinct 05	4437	5177	4224	148 3.50%	98 2.32%	1761 41.69%	2217 52.49%
Precinct 06	3165	3987	3004	151 5.03%	100 3.33%	1065 35.45%	1687 56.16%
Precinct 07	1709	1966	1643	73 4.44%	37 2.25%	410 24.95%	1122 68.29%
Precinct 08	645	687	619	8 1.29%	7 1.13%	302 48.79%	302 48.79%
Precinct 09	2071	2653	1965	118 6.01%	88 4.48%	696 35.42%	1061 53.99%
Precinct 10	1071	1323	1022	22 2.15%	28 2.74%	719 70.35%	251 24.56%
Precinct 11	1321	1508	1264	40 3.16%	31 2.45%	481 38.05%	711 56.25%
Precinct 12	2521	2920	2426	52 2.14%	68 2.80%	1470 60.59%	836 34.46%
Precinct 13	1180	1382	1129	36 3.19%	23 2.04%	628 55.62%	441 39.06%
Precinct 14	1921	2168	1840	51 2.77%	44 2.39%	1032 56.09%	713 38.75%
Precinct 15	1292	1430	1251	22 1.76%	16 1.28%	649 51.88%	562 44.92%
Precinct 16	1461	1606	1416	21 1.48%	21 1.48%	676 47.74%	697 49.22%
Precinct 17	4093	5724	3841	131 3.41%	127 3.31%	2186 56.91%	1392 36.24%
Precinct 18	3213	3850	3082	62 2.01%	70 2.27%	2121 68.82%	825 26.77%
Precinct 19	1235	1565	1181	25 2.12%	27 2.29%	786 66.55%	341 28.87%
Precinct 20	4854	5662	4571	163 3.57%	149 3.26%	2120 46.38%	2136 46.73%
Precinct 21	1459	1627	1393	27 1.94%	31 2.23%	883 63.39%	452 32.45%
Precinct 22	302	340	290	2 0.69%	2 0.69%	143 49.31%	143 49.31%
Precinct 23	1167	1683	1107	28 2.53%	36 3.25%	716 64.68%	323 29.18%
Precinct 24	931	1199	895	8 0.89%	18 2.01%	649 72.51%	219 24.47%
Precinct 25	3875	4837	3657	183 5.00%	142 3.88%	1465 40.06%	1866 51.03%
Precinct 26	2943	3432	2790	95 3.41%	72 2.58%	1257 45.05%	1364 48.89%
Precinct 27	2275	2540	2194	117 5.33%	66 3.01%	443 20.19%	1564 71.29%
Precinct 28	5505	6960	5265	148 2.81%	185 3.51%	3057 58.06%	1870 35.52%
Precinct 29	3712	4625	3533	72 2.04%	118 3.34%	2235 63.26%	1106 31.30%
Precinct 30	2157	2538	2065	51 2.47%	44 2.13%	995 48.18%	973 47.12%
Precinct 31	3475	3852	3388	37 1.09%	36 1.06%	2165 63.90%	1150 33.94%
Precinct 32	3178	3956	3017	206 6.83%	102 3.38%	963 31.92%	1744 57.81%
Precinct 33	3226	3599	3072	83 2.70%	69 2.25%	1464 47.66%	1453 47.30%
Precinct 34	3419	4362	3199	145 4.53%	119 3.72%	1379 43.11%	1553 48.55%
Precinct 35	3210	3422	3083	71 2.30%	47 1.52%	1235 40.06%	1729 56.08%
Precinct 36	4791	5778	4599	118 2.57%	105 2.28%	2773 60.30%	1596 34.70%
Precinct 37	1177	1341	1136	36 3.17%	24 2.11%	548 48.24%	527 46.39%
Precinct 38	2914	3532	2809	64 2.28%	72 2.56%	1495 53.22%	1176 41.87%
Precinct 39	3626	4530	3469	79 2.28%	81 2.33%	2146 61.86%	1163 33.53%
Precinct 40	1155	1471	1103	19 1.72%	25 2.27%	760 68.90%	298 27.02%
Precinct 41	2588	3027	2479	58 2.34%	58 2.34%	1398 56.39%	964 38.89%
Precinct 42	3470	4391	3303	98 2.97%	98 2.97%	1808 54.74%	1294 39.18%
Precinct 43	1807	1992	1729	37 2.14%	32 1.85%	992 57.37%	667 38.58%
Precinct 44	3208	3859	3047	99 3.25%	97 3.18%	1338 43.91%	1510 49.56%
Precinct 45	1736	1959	1675	31 1.85%	39 2.33%	836 49.91%	768 45.85%
Precinct 46	2160	2675	2051	89 4.34%	57 2.78%	793 38.66%	1110 54.12%
Precinct 47	2887	3129	2759	65 2.36%	52 1.88%	1084 39.29%	1553 56.29%
Precinct 48	1634	1960	1559	23 1.48%	41 2.63%	1124 72.10%	370 23.73%
Precinct 49	851	939	820	38 4.63%	16 1.95%	350 42.68%	415 50.61%
Precinct 50	1431	1837	1363	22 1.61%	36 2.64%	941 69.04%	364 26.71%
Total	126249	150696	120533	3805 3.16%	3183 2.64%	58615 48.63%	54834 45.49%

Statement of Votes Cast by Contests, Geography by Choice  
 Deschutes County, November, 2020 General Election, Final Official Results  
 All Precincts, All Districts, All Scan Stations, All Contests, All Boxes  
 Total Ballots Cast: 126550, Registered Voters: 150696, Overall Turnout: 83.98%  
 50 precincts reported out of 50 total

Page: 8 of 58  
 2020-11-20  
 08:43:29

**Secretary of State (Vote for 1)**

Precinct	Ballots Cast	Reg. Voters	Total Votes	Write-in	Over Votes	Under Votes
Precinct 01	3060	3422	2949	3 0.10%	1	110
Precinct 02	3134	3678	3009	4 0.13%	0	125
Precinct 03	4160	4528	3980	1 0.03%	0	180
Precinct 04	3437	4068	3268	2 0.06%	0	169
Precinct 05	4437	5177	4224	0 0.00%	0	213
Precinct 06	3165	3987	3004	1 0.03%	1	160
Precinct 07	1709	1966	1643	1 0.06%	0	66
Precinct 08	645	687	619	0 0.00%	0	26
Precinct 09	2071	2653	1965	2 0.10%	0	106
Precinct 10	1071	1323	1022	2 0.20%	0	49
Precinct 11	1321	1508	1264	1 0.08%	1	56
Precinct 12	2521	2920	2426	0 0.00%	0	95
Precinct 13	1180	1382	1129	1 0.09%	0	51
Precinct 14	1921	2168	1840	0 0.00%	0	81
Precinct 15	1292	1430	1251	2 0.16%	0	41
Precinct 16	1461	1606	1416	1 0.07%	0	45
Precinct 17	4093	5724	3841	5 0.13%	0	252
Precinct 18	3213	3850	3082	4 0.13%	0	131
Precinct 19	1235	1565	1181	2 0.17%	0	54
Precinct 20	4854	5662	4571	3 0.07%	1	282
Precinct 21	1459	1627	1393	0 0.00%	0	66
Precinct 22	302	340	290	0 0.00%	0	12
Precinct 23	1167	1683	1107	4 0.36%	0	60
Precinct 24	931	1199	895	1 0.11%	0	36
Precinct 25	3875	4837	3657	1 0.03%	0	218
Precinct 26	2943	3432	2790	2 0.07%	0	153
Precinct 27	2275	2540	2194	4 0.18%	0	81
Precinct 28	5505	6960	5265	5 0.09%	0	240
Precinct 29	3712	4625	3533	2 0.06%	0	179
Precinct 30	2157	2538	2065	2 0.10%	0	92
Precinct 31	3475	3852	3388	0 0.00%	0	87
Precinct 32	3178	3956	3017	2 0.07%	0	161
Precinct 33	3226	3599	3072	3 0.10%	0	154
Precinct 34	3419	4362	3199	3 0.09%	0	220
Precinct 35	3210	3422	3083	1 0.03%	0	127
Precinct 36	4791	5778	4599	7 0.15%	1	191
Precinct 37	1177	1341	1136	1 0.09%	0	41
Precinct 38	2914	3532	2809	2 0.07%	0	105
Precinct 39	3626	4530	3469	0 0.00%	0	157
Precinct 40	1155	1471	1103	1 0.09%	0	52
Precinct 41	2588	3027	2479	1 0.04%	0	109
Precinct 42	3470	4391	3303	5 0.15%	0	167
Precinct 43	1807	1992	1729	1 0.06%	0	78
Precinct 44	3208	3859	3047	3 0.10%	0	161
Precinct 45	1736	1959	1675	1 0.06%	0	61
Precinct 46	2160	2675	2051	2 0.10%	0	109
Precinct 47	2887	3129	2759	5 0.18%	0	128
Precinct 48	1634	1960	1559	1 0.06%	0	75
Precinct 49	851	939	820	1 0.12%	0	31
Precinct 50	1431	1837	1363	0 0.00%	0	68
Total	126249	150696	120533	96 0.08%	5	5711



I, Nancy Blankenship, Deschutes County Clerk, do hereby  
 certify that the votes recorded on this report correctly  
 summarize the tally of votes cast at the November 3, 2020  
 General Election.

Dated November 20, 2020

Nancy Blankenship  
 Deschutes County Clerk

Statement of Votes Cast by Contests, Geography by Choice  
Deschutes County, November, 2020 General Election, Final Official Results  
All Precincts, All Districts, All ScanStations, All Contests, All Boxes  
Total Ballots Cast: 126550, Registered Voters: 150696, Overall Turnout: 83.98%  
50 precincts reported out of 50 total

Page: 9 of 58  
2020-11-20  
08:43:29

**State Treasurer (Vote for 1)**


Precinct	Ballots Cast	Reg. Voters	Total Votes	Michael P Marsh		Tobias Read		Chris Henry		Jeff Gudman	
Precinct 01	3060	3422	2921	25	0.86%	2072	70.93%	141	4.83%	677	23.18%
Precinct 02	3134	3678	2982	62	2.08%	1417	47.52%	122	4.09%	1378	46.21%
Precinct 03	4160	4528	3933	47	1.20%	2795	71.07%	121	3.08%	970	24.66%
Precinct 04	3437	4068	3224	53	1.64%	2101	65.17%	163	5.06%	901	27.95%
Precinct 05	4437	5177	4176	70	1.68%	2260	54.12%	161	3.86%	1684	40.33%
Precinct 06	3165	3987	2968	86	2.90%	1670	56.27%	180	6.06%	1032	34.77%
Precinct 07	1709	1966	1617	27	1.67%	1125	69.57%	73	4.51%	390	24.12%
Precinct 08	645	687	617	1	0.16%	300	48.62%	5	0.81%	311	50.41%
Precinct 09	2071	2653	1936	47	2.43%	1048	54.13%	150	7.75%	687	35.49%
Precinct 10	1071	1323	1015	33	3.25%	270	26.60%	33	3.25%	677	66.70%
Precinct 11	1321	1508	1252	26	2.08%	715	57.11%	52	4.15%	459	36.66%
Precinct 12	2521	2920	2395	58	2.42%	844	35.24%	89	3.72%	1404	58.62%
Precinct 13	1180	1382	1133	26	2.29%	451	39.81%	42	3.71%	614	54.19%
Precinct 14	1921	2168	1822	43	2.36%	714	39.19%	63	3.46%	1001	54.94%
Precinct 15	1292	1430	1246	30	2.41%	572	45.91%	29	2.33%	614	49.28%
Precinct 16	1461	1606	1412	13	0.92%	717	50.78%	25	1.77%	657	46.53%
Precinct 17	4093	5724	3812	161	4.22%	1433	37.59%	187	4.91%	2026	53.15%
Precinct 18	3213	3850	3047	79	2.59%	845	27.73%	97	3.18%	2021	66.33%
Precinct 19	1235	1565	1172	31	2.65%	339	28.92%	49	4.18%	752	64.16%
Precinct 20	4854	5662	4520	110	2.43%	2164	47.88%	211	4.67%	2032	44.96%
Precinct 21	1459	1627	1380	37	2.68%	468	33.91%	50	3.62%	825	59.78%
Precinct 22	302	340	285	4	1.40%	144	50.53%	1	0.35%	136	47.72%
Precinct 23	1167	1683	1101	47	4.27%	332	30.15%	57	5.18%	661	60.04%
Precinct 24	931	1199	891	35	3.93%	227	25.48%	26	2.92%	601	67.45%
Precinct 25	3875	4837	3597	95	2.64%	1920	53.38%	201	5.59%	1379	38.34%
Precinct 26	2943	3432	2761	57	2.06%	1356	49.11%	142	5.14%	1205	43.64%
Precinct 27	2275	2540	2171	24	1.11%	1562	71.95%	126	5.80%	458	21.10%
Precinct 28	5505	6960	5226	187	3.58%	1917	36.68%	234	4.48%	2882	55.15%
Precinct 29	3712	4625	3493	118	3.38%	1121	32.09%	128	3.66%	2119	60.66%
Precinct 30	2157	2538	2049	36	1.76%	1004	49.00%	82	4.00%	927	45.24%
Precinct 31	3475	3852	3358	67	2.00%	1168	34.78%	72	2.14%	2048	60.99%
Precinct 32	3178	3956	2962	66	2.23%	1769	59.72%	209	7.06%	913	30.82%
Precinct 33	3226	3599	3030	71	2.34%	1497	49.41%	102	3.37%	1358	44.82%
Precinct 34	3419	4362	3164	107	3.38%	1598	50.51%	167	5.28%	1290	40.77%
Precinct 35	3210	3422	3053	18	0.59%	1739	56.96%	52	1.70%	1242	40.68%
Precinct 36	4791	5778	4562	137	3.00%	1637	35.88%	156	3.42%	2627	57.58%
Precinct 37	1177	1341	1137	22	1.93%	530	46.61%	39	3.43%	546	48.02%
Precinct 38	2914	3532	2768	79	2.85%	1196	43.21%	103	3.72%	1388	50.14%
Precinct 39	3626	4530	3452	109	3.16%	1188	34.41%	112	3.24%	2043	59.18%
Precinct 40	1155	1471	1104	47	4.26%	313	28.35%	43	3.89%	699	63.32%
Precinct 41	2588	3027	2447	63	2.57%	975	39.84%	91	3.72%	1315	53.74%
Precinct 42	3470	4391	3279	107	3.26%	1322	40.32%	157	4.79%	1688	51.48%
Precinct 43	1807	1992	1711	17	0.99%	670	39.16%	56	3.27%	968	56.58%
Precinct 44	3208	3859	3028	84	2.77%	1506	49.74%	141	4.66%	1297	42.83%
Precinct 45	1736	1959	1665	29	1.74%	799	47.99%	51	3.06%	786	47.21%
Precinct 46	2160	2675	2022	40	1.98%	1106	54.70%	106	5.24%	766	37.88%
Precinct 47	2887	3129	2730	20	0.73%	1597	58.50%	69	2.53%	1043	38.21%
Precinct 48	1634	1960	1546	48	3.10%	394	25.49%	40	2.59%	1063	68.76%
Precinct 49	851	939	806	14	1.74%	425	52.73%	30	3.72%	336	41.69%
Precinct 50	1431	1837	1357	37	2.73%	376	27.71%	53	3.91%	890	65.59%
Total	126249	150696	119335	2850	2.39%	55708	46.68%	4889	4.10%	55786	46.75%

Statement of Votes Cast by Contests, Geography by Choice  
Deschutes County, November, 2020 General Election, Final Official Results  
All Precincts, All Districts, All Scan Stations, All Contests, All Boxes  
Total Ballots Cast: 126550, Registered Voters: 150696, Overall Turnout: 83.98%  
50 precincts reported out of 50 total

Page: 10 of 58  
2020-11-20  
08:43:29

**State Treasurer (Vote for 1)**

Precinct	Ballots Cast	Reg. Voters	Total Votes	Write-in	Over Votes	Under Votes
Precinct 01	3060	3422	2921	6 0.21%	0	139
Precinct 02	3134	3678	2982	3 0.10%	0	152
Precinct 03	4160	4528	3933	0 0.00%	0	227
Precinct 04	3437	4068	3224	6 0.19%	0	213
Precinct 05	4437	5177	4176	1 0.02%	0	261
Precinct 06	3165	3987	2968	0 0.00%	3	194
Precinct 07	1709	1966	1617	2 0.12%	0	92
Precinct 08	645	687	617	0 0.00%	0	28
Precinct 09	2071	2653	1936	4 0.21%	0	135
Precinct 10	1071	1323	1015	2 0.20%	0	56
Precinct 11	1321	1508	1252	0 0.00%	1	68
Precinct 12	2521	2920	2395	0 0.00%	0	126
Precinct 13	1180	1382	1133	0 0.00%	0	47
Precinct 14	1921	2168	1822	1 0.05%	0	99
Precinct 15	1292	1430	1246	1 0.08%	0	46
Precinct 16	1461	1606	1412	0 0.00%	0	49
Precinct 17	4093	5724	3812	5 0.13%	0	281
Precinct 18	3213	3850	3047	5 0.16%	0	166
Precinct 19	1235	1565	1172	1 0.09%	0	63
Precinct 20	4854	5662	4520	3 0.07%	0	334
Precinct 21	1459	1627	1380	0 0.00%	0	79
Precinct 22	302	340	285	0 0.00%	0	17
Precinct 23	1167	1683	1101	4 0.36%	0	66
Precinct 24	931	1199	891	2 0.22%	0	40
Precinct 25	3875	4837	3597	2 0.06%	2	276
Precinct 26	2943	3432	2761	1 0.04%	0	182
Precinct 27	2275	2540	2171	1 0.05%	0	104
Precinct 28	5505	6960	5226	6 0.11%	1	278
Precinct 29	3712	4625	3493	7 0.20%	0	219
Precinct 30	2157	2538	2049	0 0.00%	0	108
Precinct 31	3475	3852	3358	3 0.09%	0	117
Precinct 32	3178	3956	2962	5 0.17%	0	216
Precinct 33	3226	3599	3030	2 0.07%	0	196
Precinct 34	3419	4362	3164	2 0.06%	1	254
Precinct 35	3210	3422	3053	2 0.07%	0	157
Precinct 36	4791	5778	4562	5 0.11%	0	229
Precinct 37	1177	1341	1137	0 0.00%	0	40
Precinct 38	2914	3532	2768	2 0.07%	1	145
Precinct 39	3626	4530	3452	0 0.00%	0	174
Precinct 40	1155	1471	1104	2 0.18%	0	51
Precinct 41	2588	3027	2447	3 0.12%	0	141
Precinct 42	3470	4391	3279	5 0.15%	0	191
Precinct 43	1807	1992	1711	0 0.00%	0	96
Precinct 44	3208	3859	3028	0 0.00%	0	180
Precinct 45	1736	1959	1665	0 0.00%	0	71
Precinct 46	2160	2675	2022	4 0.20%	1	137
Precinct 47	2887	3129	2730	1 0.04%	0	157
Precinct 48	1634	1960	1546	1 0.06%	0	88
Precinct 49	851	939	806	1 0.12%	0	45
Precinct 50	1431	1837	1357	1 0.07%	0	74
Total	126249	150696	119335	102 0.09%	10	6904



I, Nancy Blankenship, Deschutes County Clerk, do hereby certify that the votes recorded on this report correctly summarize the tally of votes cast at the November 3, 2020 General Election.

Dated November 20, 2020

*Nancy Blankenship*  
Nancy Blankenship  
Deschutes County Clerk

Statement of Votes Cast by Contests, Geography by Choice  
Deschutes County, November, 2020 General Election, Final Official Results  
All Precincts, All Districts, All ScanStations, All Contests, All Boxes  
Total Ballots Cast: 126550, Registered Voters: 150696, Overall Turnout: 83.98%  
50 precincts reported out of 50 total

Page: 11 of 58  
2020-11-20  
08:43:29

**Attorney General (Vote for 1)**

Precinct	Ballots Cast	Reg. Voters	Total Votes	Ellen Rosenblum		Lars D H Hedbor		Michael Cross		Write-in	
Precinct 01	3060	3422	2945	2272	77.15%	44	1.49%	621	21.09%	8	0.27%
Precinct 02	3134	3678	2990	1577	52.74%	58	1.94%	1347	45.05%	8	0.27%
Precinct 03	4160	4528	3966	3034	76.50%	79	1.99%	850	21.43%	3	0.08%
Precinct 04	3437	4068	3246	2329	71.75%	70	2.16%	834	25.69%	13	0.40%
Precinct 05	4437	5177	4204	2459	58.49%	67	1.59%	1675	39.84%	3	0.07%
Precinct 06	3165	3987	2998	1852	61.77%	92	3.07%	1048	34.96%	6	0.20%
Precinct 07	1709	1966	1632	1246	76.35%	26	1.59%	358	21.94%	2	0.12%
Precinct 08	645	687	613	342	55.79%	5	0.82%	264	43.07%	2	0.33%
Precinct 09	2071	2653	1946	1210	62.18%	74	3.80%	658	33.81%	4	0.21%
Precinct 10	1071	1323	1016	303	29.82%	23	2.26%	682	67.13%	8	0.79%
Precinct 11	1321	1508	1257	796	63.33%	19	1.51%	442	35.16%	0	0.00%
Precinct 12	2521	2920	2410	959	39.79%	54	2.24%	1396	57.93%	1	0.04%
Precinct 13	1180	1382	1132	511	45.14%	20	1.77%	600	53.00%	1	0.09%
Precinct 14	1921	2168	1834	794	43.29%	33	1.80%	998	54.42%	9	0.49%
Precinct 15	1292	1430	1260	613	48.65%	17	1.35%	620	49.21%	10	0.79%
Precinct 16	1461	1606	1414	776	54.88%	18	1.27%	620	43.85%	0	0.00%
Precinct 17	4093	5724	3847	1605	41.72%	128	3.33%	2103	54.67%	11	0.29%
Precinct 18	3213	3850	3068	934	30.44%	65	2.12%	2053	66.92%	16	0.52%
Precinct 19	1235	1565	1180	401	33.98%	19	1.61%	756	64.07%	4	0.34%
Precinct 20	4854	5662	4550	2413	53.03%	93	2.04%	2025	44.51%	19	0.42%
Precinct 21	1459	1627	1369	520	37.98%	30	2.19%	814	59.46%	5	0.37%
Precinct 22	302	340	290	162	55.86%	3	1.03%	125	43.10%	0	0.00%
Precinct 23	1167	1683	1110	376	33.87%	36	3.24%	693	62.43%	5	0.45%
Precinct 24	931	1199	884	237	26.81%	12	1.36%	631	71.38%	4	0.45%
Precinct 25	3875	4837	3626	2154	59.40%	95	2.62%	1368	37.73%	9	0.25%
Precinct 26	2943	3432	2773	1517	54.71%	53	1.91%	1195	43.09%	8	0.29%
Precinct 27	2275	2540	2185	1726	78.99%	45	2.06%	412	18.86%	2	0.09%
Precinct 28	5505	6960	5219	2118	40.58%	147	2.82%	2930	56.14%	24	0.46%
Precinct 29	3712	4625	3511	1230	35.03%	86	2.45%	2184	62.20%	11	0.31%
Precinct 30	2157	2538	2064	1079	52.28%	48	2.33%	929	45.01%	8	0.39%
Precinct 31	3475	3852	3365	1298	38.57%	39	1.16%	2016	59.91%	12	0.36%
Precinct 32	3178	3956	3004	2020	67.24%	76	2.53%	895	29.79%	13	0.43%
Precinct 33	3226	3599	3045	1614	53.00%	44	1.44%	1380	45.32%	7	0.23%
Precinct 34	3419	4362	3182	1781	55.97%	80	2.51%	1317	41.39%	4	0.13%
Precinct 35	3210	3422	3063	1899	62.00%	27	0.88%	1133	36.99%	4	0.13%
Precinct 36	4791	5778	4567	1826	39.98%	90	1.97%	2632	57.63%	19	0.42%
Precinct 37	1177	1341	1140	578	50.70%	28	2.46%	528	46.32%	6	0.53%
Precinct 38	2914	3532	2777	1304	46.96%	62	2.23%	1405	50.59%	6	0.22%
Precinct 39	3626	4530	3475	1291	37.15%	77	2.22%	2095	60.29%	12	0.35%
Precinct 40	1155	1471	1101	342	31.06%	24	2.18%	730	66.30%	5	0.45%
Precinct 41	2588	3027	2466	1077	43.67%	34	1.38%	1350	54.74%	5	0.20%
Precinct 42	3470	4391	3279	1452	44.28%	77	2.35%	1728	52.70%	22	0.67%
Precinct 43	1807	1992	1722	734	42.62%	43	2.50%	938	54.47%	7	0.41%
Precinct 44	3208	3859	3027	1669	55.14%	76	2.51%	1276	42.15%	6	0.20%
Precinct 45	1736	1959	1674	855	51.08%	34	2.03%	777	46.42%	8	0.48%
Precinct 46	2160	2675	2033	1240	60.99%	45	2.21%	744	36.60%	4	0.20%
Precinct 47	2887	3129	2740	1746	63.72%	38	1.39%	954	34.82%	2	0.07%
Precinct 48	1634	1960	1557	439	28.20%	27	1.73%	1088	69.88%	3	0.19%
Precinct 49	851	939	817	493	60.34%	12	1.47%	308	37.70%	4	0.49%
Precinct 50	1431	1837	1354	403	29.76%	23	1.70%	920	67.95%	8	0.59%
Total	126249	150696	119927	61606	51.37%	2515	2.10%	55445	46.23%	361	0.30%

Statement of Votes Cast by Contests, Geography by Choice  
Deschutes County, November, 2020 General Election, Final Official Results  
All Precincts, All Districts, All ScanStations, All Contests, All Boxes  
Total Ballots Cast: 126550, Registered Voters: 150696, Overall Turnout: 83.98%  
50 precincts reported out of 50 total

Page: 12 of 58  
2020-11-20  
08:43:29

**Attorney General (Vote for 1)**

Precinct	Ballots Cast	Reg. Voters	Total Votes	Over Votes	Under Votes
Precinct 01	3060	3422	2945	0	115
Precinct 02	3134	3678	2990	0	144
Precinct 03	4160	4528	3966	0	194
Precinct 04	3437	4068	3246	0	191
Precinct 05	4437	5177	4204	0	233
Precinct 06	3165	3987	2998	1	166
Precinct 07	1709	1966	1632	0	77
Precinct 08	645	687	613	0	32
Precinct 09	2071	2653	1946	0	125
Precinct 10	1071	1323	1016	0	55
Precinct 11	1321	1508	1257	0	64
Precinct 12	2521	2920	2410	0	111
Precinct 13	1180	1382	1132	0	48
Precinct 14	1921	2168	1834	0	87
Precinct 15	1292	1430	1260	0	32
Precinct 16	1461	1606	1414	0	47
Precinct 17	4093	5724	3847	0	246
Precinct 18	3213	3850	3068	0	145
Precinct 19	1235	1565	1180	0	55
Precinct 20	4854	5662	4550	0	304
Precinct 21	1459	1627	1369	0	90
Precinct 22	302	340	290	0	12
Precinct 23	1167	1683	1110	0	57
Precinct 24	931	1199	884	0	47
Precinct 25	3875	4837	3626	0	249
Precinct 26	2943	3432	2773	0	170
Precinct 27	2275	2540	2185	0	90
Precinct 28	5505	6960	5219	1	285
Precinct 29	3712	4625	3511	0	201
Precinct 30	2157	2538	2064	0	93
Precinct 31	3475	3852	3365	0	110
Precinct 32	3178	3956	3004	0	174
Precinct 33	3226	3599	3045	0	181
Precinct 34	3419	4362	3182	0	237
Precinct 35	3210	3422	3063	0	147
Precinct 36	4791	5778	4567	0	224
Precinct 37	1177	1341	1140	0	37
Precinct 38	2914	3532	2777	0	137
Precinct 39	3626	4530	3475	1	150
Precinct 40	1155	1471	1101	0	54
Precinct 41	2588	3027	2466	0	122
Precinct 42	3470	4391	3279	0	191
Precinct 43	1807	1992	1722	0	85
Precinct 44	3208	3859	3027	0	181
Precinct 45	1736	1959	1674	0	62
Precinct 46	2160	2675	2033	1	126
Precinct 47	2887	3129	2740	0	147
Precinct 48	1634	1960	1557	0	77
Precinct 49	851	939	817	0	34
Precinct 50	1431	1837	1354	0	77
Total	126249	150696	119927	4	6318

I, Nancy Blankenship, Deschutes County Clerk, do hereby certify that the votes recorded on this report correctly summarize the tally of votes cast at the November 3, 2020 General Election.

Dated November 20, 2020

  
Nancy Blankenship  
Deschutes County Clerk

Statement of Votes Cast by Contests, Geography by Choice  
 Deschutes County, November, 2020 General Election, Final Official Results  
 All Precincts, All Districts, All ScanStations, All Contests, All Boxes  
 Total Ballots Cast: 126550, Registered Voters: 150696, Overall Turnout: 83.98%  
 50 precincts reported out of 50 total

Page: 13 of 58  
 2020-11-20  
 08:43:29

**State Senator, 27th District (Vote for 1)**

Precinct	Ballots Cast	Reg. Voters	Total Votes	Eileen Kiely		Tim Knopp		Write-in		Over Votes	Under Votes
Precinct 01	3060	3422	2954	2104	71.23%	845	28.61%	5	0.17%	1	105
Precinct 02	3134	3678	3020	1387	45.93%	1630	53.97%	3	0.10%	0	114
Precinct 03	4160	4528	4007	2831	70.65%	1175	29.32%	1	0.02%	0	153
Precinct 04	3437	4068	3305	2185	66.11%	1116	33.77%	4	0.12%	1	131
Precinct 05	4437	5177	4253	2249	52.88%	1999	47.00%	5	0.12%	0	184
Precinct 06	3165	3987	3044	1754	57.62%	1286	42.25%	4	0.13%	1	120
Precinct 07	1709	1966	1645	1131	68.75%	512	31.12%	2	0.12%	1	63
Precinct 08	645	687	616	291	47.24%	325	52.76%	0	0.00%	0	29
Precinct 09	2071	2653	1966	1093	55.60%	865	44.00%	8	0.41%	0	105
Precinct 11	1321	1508	1276	746	58.46%	529	41.46%	1	0.08%	0	45
Precinct 12	2521	2920	2454	843	34.35%	1610	65.61%	1	0.04%	0	67
Precinct 13	1180	1382	1140	461	40.44%	672	58.95%	7	0.61%	0	40
Precinct 16	1461	1606	1419	675	47.57%	744	52.43%	0	0.00%	0	42
Precinct 17	4093	5724	3881	1455	37.49%	2416	62.25%	10	0.26%	0	212
Precinct 19	1235	1565	1181	320	27.10%	859	72.73%	2	0.17%	0	54
Precinct 20	4854	5662	4609	2171	47.10%	2432	52.77%	6	0.13%	0	245
Precinct 21	1459	1627	1403	463	33.00%	939	66.93%	1	0.07%	0	56
Precinct 25	3875	4837	3680	1991	54.10%	1679	45.62%	10	0.27%	0	195
Precinct 26	2943	3432	2809	1385	49.31%	1418	50.48%	6	0.21%	1	133
Precinct 27	2275	2540	2197	1613	73.42%	582	26.49%	2	0.09%	0	78
Precinct 28	5471	6909	5259	1900	36.13%	3352	63.74%	7	0.13%	0	212
Precinct 29	3709	4623	3560	1079	30.31%	2470	69.38%	11	0.31%	1	148
Precinct 32	3178	3956	3012	1860	61.75%	1143	37.95%	9	0.30%	0	166
Precinct 33	3226	3599	3099	1417	45.72%	1681	54.24%	1	0.03%	0	127
Precinct 34	3419	4362	3223	1610	49.95%	1612	50.02%	1	0.03%	0	196
Precinct 35	3210	3422	3100	1684	54.32%	1414	45.61%	2	0.06%	0	110
Precinct 36	4791	5778	4613	1614	34.99%	2982	64.64%	17	0.37%	0	178
Precinct 37	1177	1341	1140	531	46.58%	606	53.16%	3	0.26%	0	37
Precinct 38	2914	3532	2808	1223	43.55%	1579	56.23%	6	0.21%	0	106
Precinct 41	2588	3027	2491	927	37.21%	1560	62.63%	4	0.16%	0	97
Precinct 42	3470	4391	3334	1313	39.38%	2018	60.53%	3	0.09%	0	136
Precinct 43	1807	1992	1741	672	38.60%	1064	61.11%	5	0.29%	0	66
Precinct 44	3208	3859	3072	1498	48.76%	1566	50.98%	8	0.26%	1	135
Precinct 46	2160	2675	2068	1151	55.66%	912	44.10%	5	0.24%	0	92
Precinct 47	2887	3129	2784	1545	55.50%	1238	44.47%	1	0.04%	0	103
Precinct 49	851	939	826	449	54.36%	377	45.64%	0	0.00%	0	25
Total	101101	120503	96989	47621	49.10%	49207	50.73%	161	0.17%	7	4105



I, Nancy Blankenship, Deschutes County Clerk, do hereby certify that the votes recorded on this report correctly summarize the tally of votes cast at the November 3, 2020 General Election.

Dated November 20, 2020


*Nancy Blankenship*  
 Nancy Blankenship  
 Deschutes County Clerk

Statement of Votes Cast by Contests, Geography by Choice  
Deschutes County, November, 2020 General Election, Final Official Results  
All Precincts, All Districts, All ScanStations, All Contests, All Boxes  
Total Ballots Cast: 126550, Registered Voters: 150696, Overall Turnout: 83.98%  
50 precincts reported out of 50 total

Page: 14 of 58  
2020-11-20  
08:43:29

**State Senator, 28th District (Vote for 1)**

Precinct	Ballots Cast	Reg. Voters	Total Votes	Hugh Palcic		Dennis Linthicum		Write-in		Over Votes	Under Votes
Precinct 10	1071	1323	1013	277	27.34%	733	72.36%	3	0.30%	0	58
Precinct 23	1167	1683	1095	376	34.34%	717	65.48%	2	0.18%	0	72
Precinct 24	931	1199	884	242	27.38%	641	72.51%	1	0.11%	0	47
Precinct 39	3626	4530	3440	1251	36.37%	2185	63.52%	4	0.12%	0	186
Precinct 40	1155	1471	1091	325	29.79%	765	70.12%	1	0.09%	0	64
Precinct 50	1431	1837	1343	407	30.31%	934	69.55%	2	0.15%	0	88
Total	9381	12043	8866	2878	32.46%	5975	67.39%	13	0.15%	0	515



I, Nancy Blankenship, Deschutes County Clerk, do hereby certify that the votes recorded on this report correctly summarize the tally of votes cast at the November 3, 2020 General Election.

Dated November 20, 2020

  
Nancy Blankenship  
Deschutes County Clerk

Statement of Votes Cast by Contests, Geography by Choice  
Deschutes County, November, 2020 General Election, Final Official Results  
All Precincts, All Districts, All ScanStations, All Contests, All Boxes  
Total Ballots Cast: 126550, Registered Voters: 150696, Overall Turnout: 83.98%  
50 precincts reported out of 50 total

Page: 15 of 58  
2020-11-20  
08:43:29


**State Senator, 30th District (Vote for 1)**

Precinct	Ballots Cast	Reg. Voters	Total Votes	Carina M Miller		Lynn P Findley		Write-in		Over Votes	Under Votes
Precinct 14	1921	2168	1811	781	43.13%	1028	56.76%	2	0.11%	0	110
Precinct 15	1292	1430	1255	602	47.97%	652	51.95%	1	0.08%	0	37
Precinct 18	3213	3850	3036	912	30.04%	2113	69.60%	11	0.36%	0	177
Precinct 22	302	340	289	147	50.87%	142	49.13%	0	0.00%	0	13
Precinct 28	34	51	32	17	53.12%	15	46.88%	0	0.00%	0	2
Precinct 29	3	2	2	0	0.00%	2	100.00%	0	0.00%	0	1
Precinct 30	2157	2538	2044	1061	51.91%	981	47.99%	2	0.10%	0	113
Precinct 31	3475	3852	3345	1195	35.72%	2147	64.19%	3	0.09%	0	130
Precinct 45	1736	1959	1657	849	51.24%	807	48.70%	1	0.06%	0	79
Precinct 48	1634	1960	1543	411	26.64%	1132	73.36%	0	0.00%	0	91
Total	15767	18150	15014	5975	39.80%	9019	60.07%	20	0.13%	0	753



I, Nancy Blankenship, Deschutes County Clerk, do hereby  
certify that the votes recorded on this report correctly  
summarize the tally of votes cast at the November 3, 2020  
General Election.

Dated November 20, 2020


  
Nancy Blankenship  
Deschutes County Clerk

Statement of Votes Cast by Contests, Geography by Choice  
 Deschutes County, November, 2020 General Election, Final Official Results  
 All Precincts, All Districts, All Scan Stations, All Contests, All Boxes  
 Total Ballots Cast: 126550, Registered Voters: 150696, Overall Turnout: 83.98%  
 50 precincts reported out of 50 total

Page: 16 of 58  
 2020-11-20  
 08:43:29

**State Representative, 53rd District (Vote for 1)**

Precinct	Ballots Cast	Reg. Voters	Total Votes	Jack Zika	Emerson Levy	Write-in	Over Votes	Under Votes
Precinct 11	1321	1508	1257	506 40.25%	750 59.67%	1 0.08%	0	64
Precinct 12	2521	2920	2391	1530 63.99%	859 35.93%	2 0.08%	0	130
Precinct 13	1180	1382	1113	639 57.41%	470 42.23%	4 0.36%	0	67
Precinct 16	1461	1606	1395	719 51.54%	675 48.39%	1 0.07%	0	66
Precinct 17	4093	5724	3797	2280 60.05%	1510 39.77%	7 0.18%	0	296
Precinct 19	1235	1565	1164	817 70.19%	345 29.64%	2 0.17%	0	71
Precinct 20	4854	5662	4535	2272 50.10%	2261 49.86%	2 0.04%	0	319
Precinct 21	1459	1627	1381	889 64.37%	492 35.63%	0 0.00%	0	78
Precinct 26	2943	3432	2742	1274 46.46%	1465 53.43%	3 0.11%	0	201
Precinct 28	5471	6909	5178	3189 61.59%	1980 38.24%	9 0.17%	0	293
Precinct 29	3709	4623	3477	2336 67.18%	1136 32.67%	5 0.14%	0	232
Precinct 35	3210	3422	3052	1302 42.66%	1746 57.21%	4 0.13%	0	158
Precinct 36	4791	5778	4542	2879 63.39%	1653 36.39%	10 0.22%	2	247
Precinct 37	1177	1341	1114	579 51.97%	532 47.76%	3 0.27%	0	63
Precinct 38	2914	3532	2744	1510 55.03%	1231 44.86%	3 0.11%	0	170
Precinct 41	2588	3027	2442	1456 59.62%	982 40.21%	4 0.16%	0	146
Precinct 42	3470	4391	3242	1878 57.93%	1357 41.86%	7 0.22%	1	227
Precinct 43	1807	1992	1711	1025 59.91%	682 39.86%	4 0.23%	0	96
Precinct 49	851	939	806	362 44.91%	443 54.96%	1 0.12%	0	45
Total	51055	61380	48083	27442 57.07%	20569 42.78%	72 0.15%	3	2969



I, Nancy Blankenship, Deschutes County Clerk, do hereby certify that the votes recorded on this report correctly summarize the tally of votes cast at the November 3, 2020 General Election.

Dated November 20, 2020

*Nancy Blankenship*  
 Nancy Blankenship  
 Deschutes County Clerk

Statement of Votes Cast by Contests, Geography by Choice  
 Deschutes County, November, 2020 General Election, Final Official Results  
 All Precincts, All Districts, All Scan Stations, All Contests, All Boxes  
 Total Ballots Cast: 126550, Registered Voters: 150696, Overall Turnout: 83.98%  
 50 precincts reported out of 50 total

Page: 17 of 58  
 2020-11-20  
 08:43:29

**State Representative, 54th District (Vote for 1)**

Precinct	Ballots Cast	Reg. Voters	Total Votes	Cheri Helt	Jason Kropf	Write-in	Over Votes	Under Votes
Precinct 01	3060	3422	2915	845 28.99%	2058 70.60%	12 0.41%	0	145
Precinct 02	3134	3678	2921	1384 47.38%	1497 51.25%	40 1.37%	0	213
Precinct 03	4160	4528	3960	1231 31.09%	2712 68.48%	17 0.43%	0	200
Precinct 04	3437	4068	3247	1036 31.91%	2179 67.11%	32 0.99%	0	190
Precinct 05	4437	5177	4123	1749 42.42%	2329 56.49%	45 1.09%	0	314
Precinct 06	3165	3987	2920	1137 38.94%	1752 60.00%	31 1.06%	2	243
Precinct 07	1709	1966	1637	506 30.91%	1123 68.60%	8 0.49%	0	72
Precinct 08	645	687	611	354 57.94%	253 41.41%	4 0.65%	0	34
Precinct 09	2071	2653	1897	729 38.43%	1149 60.57%	19 1.00%	1	173
Precinct 25	3875	4837	3563	1518 42.60%	2006 56.30%	39 1.09%	1	311
Precinct 27	2275	2540	2171	574 26.44%	1584 72.96%	13 0.60%	1	103
Precinct 32	3178	3956	2916	969 33.23%	1910 65.50%	37 1.27%	1	261
Precinct 33	3226	3599	2952	1363 46.17%	1528 51.76%	61 2.07%	0	274
Precinct 34	3419	4362	3084	1378 44.68%	1669 54.12%	37 1.20%	1	334
Precinct 44	3208	3859	2964	1334 45.01%	1592 53.71%	38 1.28%	1	243
Precinct 46	2160	2675	2005	803 40.05%	1173 58.50%	29 1.45%	1	154
Precinct 47	2887	3129	2746	1243 45.27%	1485 54.08%	18 0.66%	1	140
Total	50046	59123	46632	18153 38.93%	27999 60.04%	480 1.03%	10	3404



I, Nancy Blankenship, Deschutes County Clerk, do hereby certify that the votes recorded on this report correctly summarize the tally of votes cast at the November 3, 2020 General Election.

Dated November 20, 2020

*Nancy Blankenship*  
 Nancy Blankenship  
 Deschutes County Clerk

Statement of Votes Cast by Contests, Geography by Choice  
Deschutes County, November, 2020 General Election, Final Official Results  
All Precincts, All Districts, All ScanStations, All Contests, All Boxes  
Total Ballots Cast: 126550, Registered Voters: 150696, Overall Turnout: 83.98%  
50 precincts reported out of 50 total

Page: 18 of 58  
2020-11-20  
08:43:29


**State Representative, 55th District (Vote for 1)**

Precinct	Ballots Cast	Reg. Voters	Total Votes	Barbara Fontaine		Vikki Breese- Iverson		Write-in		Over Votes	Under Votes
Precinct 10	1071	1323	1009	257	25.47%	749	74.23%	3	0.30%	0	62
Precinct 23	1167	1683	1092	347	31.78%	742	67.95%	3	0.27%	0	75
Precinct 24	931	1199	883	233	26.39%	648	73.39%	2	0.23%	0	48
Precinct 39	3626	4530	3401	1190	34.99%	2207	64.89%	4	0.12%	0	225
Precinct 40	1155	1471	1081	310	28.68%	768	71.05%	3	0.28%	0	74
Precinct 50	1431	1837	1333	392	29.41%	938	70.37%	3	0.23%	0	98
Total	9381	12043	8799	2729	31.01%	6052	68.78%	18	0.20%	0	582



I, Nancy Blankenship, Deschutes County Clerk, do hereby  
certify that the votes recorded on this report correctly  
summarize the tally of votes cast at the November 3, 2020  
General Election.

Dated November 20, 2020

  
Nancy Blankenship  
Deschutes County Clerk

Statement of Votes Cast by Contests, Geography by Choice  
Deschutes County, November, 2020 General Election, Final Official Results  
All Precincts, All Districts, All ScanStations, All Contests, All Boxes  
Total Ballots Cast: 126550, Registered Voters: 150696, Overall Turnout: 83.98%  
50 precincts reported out of 50 total

Page: 19 of 58  
2020-11-20  
08:43:29

**State Representative, 59th District (Vote for 1)**

Precinct	Ballots Cast	Reg. Voters	Total Votes	Arlene C Burns		Daniel G Bonham		Write-in		Over Votes	Under Votes
Precinct 14	1921	2168	1793	760	42.39%	1033	57.61%	0	0.00%	0	128
Precinct 15	1292	1430	1245	591	47.47%	652	52.37%	2	0.16%	0	47
Precinct 18	3213	3850	3018	922	30.55%	2088	69.18%	8	0.27%	0	195
Precinct 22	302	340	286	141	49.30%	145	50.70%	0	0.00%	0	16
Precinct 28	34	51	31	14	45.16%	17	54.84%	0	0.00%	0	3
Precinct 29	3	2	2	0	0.00%	2	100.00%	0	0.00%	0	1
Precinct 30	2157	2538	2025	1048	51.75%	974	48.10%	3	0.15%	1	131
Precinct 31	3475	3852	3304	1182	35.77%	2118	64.10%	4	0.12%	0	171
Precinct 45	1736	1959	1642	834	50.79%	808	49.21%	0	0.00%	0	94
Precinct 48	1634	1960	1531	394	25.73%	1137	74.27%	0	0.00%	0	103
Total	15767	18150	14877	5886	39.56%	8974	60.32%	17	0.11%	1	889



I, Nancy Blankenship, Deschutes County Clerk, do hereby certify that the votes recorded on this report correctly summarize the tally of votes cast at the November 3, 2020 General Election.

Dated November 20, 2020

  
Nancy Blankenship  
Deschutes County Clerk

Statement of Votes Cast by Contests, Geography by Choice  
 Deschutes County, November, 2020 General Election, Final Official Results  
 All Precincts, All Districts, All Scan Stations, All Contests, All Boxes  
 Total Ballots Cast: 126550, Registered Voters: 150696, Overall Turnout: 83.98%  
 50 precincts reported out of 50 total

Page: 20 of 58  
 2020-11-20  
 08:43:29


**County Commissioner, Position 2 (Vote for 1)**

Precinct	Ballots Cast	Reg. Voters	Total Votes	Phil Henderson		Phil Chang		Write-in		Over Votes	Under Votes
Precinct 01	3060	3422	2942	634	21.55%	2302	78.25%	6	0.20%	0	118
Precinct 02	3134	3678	3005	1393	46.36%	1610	53.58%	2	0.07%	0	129
Precinct 03	4160	4528	3995	895	22.40%	3100	77.60%	0	0.00%	0	165
Precinct 04	3437	4068	3268	888	27.17%	2375	72.67%	5	0.15%	0	169
Precinct 05	4437	5177	4232	1687	39.86%	2540	60.02%	5	0.12%	1	204
Precinct 06	3165	3987	3014	1063	35.27%	1948	64.63%	3	0.10%	1	150
Precinct 07	1709	1966	1637	376	22.97%	1258	76.85%	3	0.18%	0	72
Precinct 08	645	687	620	267	43.06%	353	56.94%	0	0.00%	0	25
Precinct 09	2071	2653	1941	687	35.39%	1248	64.30%	6	0.31%	0	130
Precinct 10	1071	1323	1015	721	71.03%	293	28.87%	1	0.10%	0	56
Precinct 11	1321	1508	1266	441	34.83%	825	65.17%	0	0.00%	0	55
Precinct 12	2521	2920	2446	1473	60.22%	973	39.78%	0	0.00%	0	75
Precinct 13	1180	1382	1135	620	54.63%	511	45.02%	4	0.35%	0	45
Precinct 14	1921	2168	1827	1000	54.73%	826	45.21%	1	0.05%	0	94
Precinct 15	1292	1430	1256	622	49.52%	633	50.40%	1	0.08%	0	36
Precinct 16	1461	1606	1408	653	46.38%	755	53.62%	0	0.00%	0	53
Precinct 17	4093	5724	3841	2180	56.76%	1655	43.09%	6	0.16%	1	251
Precinct 18	3213	3850	3078	2110	68.55%	966	31.38%	2	0.06%	0	135
Precinct 19	1235	1565	1180	772	65.42%	407	34.49%	1	0.08%	0	55
Precinct 20	4854	5662	4572	2063	45.12%	2508	54.86%	1	0.02%	0	282
Precinct 21	1459	1627	1385	860	62.09%	524	37.83%	1	0.07%	0	74
Precinct 22	302	340	285	141	49.47%	144	50.53%	0	0.00%	0	17
Precinct 23	1167	1683	1109	725	65.37%	382	34.45%	2	0.18%	0	58
Precinct 24	931	1199	886	646	72.91%	239	26.98%	1	0.11%	0	45
Precinct 25	3875	4837	3641	1419	38.97%	2220	60.97%	2	0.05%	0	234
Precinct 26	2943	3432	2776	1204	43.37%	1570	56.56%	2	0.07%	0	167
Precinct 27	2275	2540	2188	425	19.42%	1763	80.58%	0	0.00%	0	87
Precinct 28	5505	6960	5234	3053	58.33%	2178	41.61%	3	0.06%	0	271
Precinct 29	3712	4625	3529	2238	63.42%	1289	36.53%	2	0.06%	0	183
Precinct 30	2157	2538	2067	944	45.67%	1122	54.28%	1	0.05%	0	90
Precinct 31	3475	3852	3364	2112	62.78%	1249	37.13%	3	0.09%	0	111
Precinct 32	3178	3956	2998	940	31.35%	2053	68.48%	5	0.17%	0	180
Precinct 33	3226	3599	3086	1458	47.25%	1627	52.72%	1	0.03%	3	137
Precinct 34	3419	4362	3203	1365	42.62%	1836	57.32%	2	0.06%	0	216
Precinct 35	3210	3422	3076	1129	36.70%	1945	63.23%	2	0.07%	0	134
Precinct 36	4791	5778	4588	2745	59.83%	1841	40.13%	2	0.04%	0	203
Precinct 37	1177	1341	1135	538	47.40%	597	52.60%	0	0.00%	0	42
Precinct 38	2914	3532	2780	1465	52.70%	1313	47.23%	2	0.07%	0	134
Precinct 39	3626	4530	3464	2145	61.92%	1315	37.96%	4	0.12%	1	161
Precinct 40	1155	1471	1102	764	69.33%	335	30.40%	3	0.27%	0	53
Precinct 41	2588	3027	2477	1366	55.15%	1109	44.77%	2	0.08%	0	111
Precinct 42	3470	4391	3302	1806	54.69%	1493	45.22%	3	0.09%	0	168
Precinct 43	1807	1992	1731	963	55.63%	768	44.37%	0	0.00%	0	76
Precinct 44	3208	3859	3063	1337	43.65%	1724	56.28%	2	0.07%	0	145
Precinct 45	1736	1959	1676	782	46.66%	894	53.34%	0	0.00%	0	60
Precinct 46	2160	2675	2055	782	38.05%	1272	61.90%	1	0.05%	0	105
Precinct 47	2887	3129	2764	1026	37.12%	1737	62.84%	1	0.04%	2	121
Precinct 48	1634	1960	1564	1122	71.74%	442	28.26%	0	0.00%	0	70
Precinct 49	851	939	814	308	37.84%	505	62.04%	1	0.12%	0	37
Precinct 50	1431	1837	1355	924	68.19%	429	31.66%	2	0.15%	0	76
Total	126249	150696	120375	57277	47.58%	63001	52.34%	97	0.08%	9	5865



I, Nancy Blankenship, Deschutes County Clerk, do hereby certify that the votes recorded on this report correctly summarize the tally of votes cast at the November 3, 2020 General Election.

Dated November 20, 2020

  
 Nancy Blankenship  
 Deschutes County Clerk

Statement of Votes Cast by Contests, Geography by Choice  
 Deschutes County, November, 2020 General Election, Final Official Results  
 All Precincts, All Districts, All ScanStations, All Contests, All Boxes  
 Total Ballots Cast: 126550, Registered Voters: 150696, Overall Turnout: 83.98%  
 50 precincts reported out of 50 total

Page: 21 of 58  
 2020-11-20  
 08:43:29


**Judge of the Supreme Court, Position 4 (Vote for 1)**

Precinct	Ballots Cast	Reg. Voters	Total Votes	Christopher L Garrett	Write-in	Over Votes	Under Votes
Precinct 01	3060	3422	1747	1724 98.68%	23 1.32%	0	1313
Precinct 02	3134	3678	1841	1803 97.94%	38 2.06%	0	1293
Precinct 03	4160	4528	2470	2446 99.03%	24 0.97%	0	1690
Precinct 04	3437	4068	1921	1882 97.97%	39 2.03%	0	1516
Precinct 05	4437	5177	2628	2582 98.25%	46 1.75%	0	1809
Precinct 06	3165	3987	1893	1852 97.83%	41 2.17%	0	1272
Precinct 07	1709	1966	984	967 98.27%	17 1.73%	0	725
Precinct 08	645	687	398	398 100.00%	0 0.00%	0	247
Precinct 09	2071	2653	1236	1211 97.98%	25 2.02%	0	835
Precinct 10	1071	1323	612	598 97.71%	14 2.29%	0	459
Precinct 11	1321	1508	791	781 98.74%	10 1.26%	0	530
Precinct 12	2521	2920	1383	1349 97.54%	34 2.46%	0	1138
Precinct 13	1180	1382	646	635 98.30%	11 1.70%	0	534
Precinct 14	1921	2168	1021	986 96.57%	35 3.43%	0	900
Precinct 15	1292	1430	692	681 98.41%	11 1.59%	0	600
Precinct 16	1461	1606	874	866 99.08%	8 0.92%	0	587
Precinct 17	4093	5724	2537	2457 96.85%	80 3.15%	0	1556
Precinct 18	3213	3850	1836	1784 97.17%	52 2.83%	0	1377
Precinct 19	1235	1565	736	720 97.83%	16 2.17%	0	499
Precinct 20	4854	5662	2841	2783 97.96%	58 2.04%	0	2013
Precinct 21	1459	1627	797	777 97.49%	20 2.51%	0	662
Precinct 22	302	340	178	178 100.00%	0 0.00%	0	124
Precinct 23	1167	1683	761	747 98.16%	14 1.84%	0	406
Precinct 24	931	1199	578	556 96.19%	22 3.81%	0	353
Precinct 25	3875	4837	2315	2242 96.85%	73 3.15%	0	1560
Precinct 26	2943	3432	1721	1669 96.98%	52 3.02%	1	1221
Precinct 27	2275	2540	1311	1288 98.25%	23 1.75%	0	964
Precinct 28	5505	6960	3510	3434 97.83%	76 2.17%	0	1995
Precinct 29	3712	4625	2354	2309 98.09%	45 1.91%	0	1358
Precinct 30	2157	2538	1280	1260 98.44%	20 1.56%	0	877
Precinct 31	3475	3852	1960	1930 98.47%	30 1.53%	0	1515
Precinct 32	3178	3956	1857	1817 97.85%	40 2.15%	0	1321
Precinct 33	3226	3599	1856	1812 97.63%	44 2.37%	0	1370
Precinct 34	3419	4362	2114	2062 97.54%	52 2.46%	0	1305
Precinct 35	3210	3422	1873	1855 99.04%	18 0.96%	0	1337
Precinct 36	4791	5778	2979	2927 98.25%	52 1.75%	0	1812
Precinct 37	1177	1341	669	655 97.91%	14 2.09%	0	508
Precinct 38	2914	3532	1713	1683 98.25%	30 1.75%	0	1201
Precinct 39	3626	4530	2043	1994 97.60%	49 2.40%	0	1583
Precinct 40	1155	1471	662	643 97.13%	19 2.87%	0	493
Precinct 41	2588	3027	1499	1468 97.93%	31 2.07%	0	1089
Precinct 42	3470	4391	1964	1919 97.71%	45 2.29%	0	1506
Precinct 43	1807	1992	1001	974 97.30%	27 2.70%	0	806
Precinct 44	3208	3859	1862	1809 97.15%	53 2.85%	0	1346
Precinct 45	1736	1959	1008	994 98.61%	14 1.39%	0	728
Precinct 46	2160	2675	1266	1247 98.50%	19 1.50%	0	894
Precinct 47	2887	3129	1723	1704 98.90%	19 1.10%	1	1163
Precinct 48	1634	1960	935	912 97.54%	23 2.46%	0	699
Precinct 49	851	939	501	488 97.41%	13 2.59%	0	350
Precinct 50	1431	1837	820	799 97.44%	21 2.56%	0	611
Total	126249	150696	74197	72657 97.92%	1540 2.08%	2	52050

I, Nancy Blankenship, Deschutes County Clerk, do hereby  
 certify that the votes recorded on this report correctly  
 summarize the tally of votes cast at the November 3, 2020  
 General Election.

Dated November 20, 2020

  
 Nancy Blankenship  
 Deschutes County Clerk



Statement of Votes Cast by Contests, Geography by Choice  
 Deschutes County, November, 2020 General Election, Final Official Results  
 All Precincts, All Districts, All ScanStations, All Contests, All Boxes  
 Total Ballots Cast: 126550, Registered Voters: 150696, Overall Turnout: 83.98%  
 50 precincts reported out of 50 total

Page: 22 of 58  
 2020-11-20  
 08:43:29

**Judge of the Court of Appeals, Position 9 (Vote for 1)**

Precinct	Ballots Cast	Reg. Voters	Total Votes	Jacqueline S Kamins	Write-in	Over Votes	Under Votes
Precinct 01	3060	3422	1733	1715 98.96%	18 1.04%	0	1327
Precinct 02	3134	3678	1803	1775 98.45%	28 1.55%	0	1331
Precinct 03	4160	4528	2439	2420 99.22%	19 0.78%	0	1721
Precinct 04	3437	4068	1895	1863 98.31%	32 1.69%	0	1542
Precinct 05	4437	5177	2571	2529 98.37%	42 1.63%	0	1866
Precinct 06	3165	3987	1856	1820 98.06%	36 1.94%	0	1309
Precinct 07	1709	1966	971	953 98.15%	18 1.85%	0	738
Precinct 08	645	687	392	392 100.00%	0 0.00%	0	253
Precinct 09	2071	2653	1210	1190 98.35%	20 1.65%	0	861
Precinct 10	1071	1323	599	590 98.50%	9 1.50%	0	472
Precinct 11	1321	1508	779	770 98.84%	9 1.16%	0	542
Precinct 12	2521	2920	1350	1315 97.41%	35 2.59%	0	1171
Precinct 13	1180	1382	634	625 98.58%	9 1.42%	0	546
Precinct 14	1921	2168	1001	971 97.00%	30 3.00%	0	920
Precinct 15	1292	1430	682	671 98.39%	11 1.61%	0	610
Precinct 16	1461	1606	856	849 99.18%	7 0.82%	0	605
Precinct 17	4093	5724	2497	2436 97.56%	61 2.44%	0	1596
Precinct 18	3213	3850	1790	1740 97.21%	50 2.79%	0	1423
Precinct 19	1235	1565	720	705 97.92%	15 2.08%	0	515
Precinct 20	4854	5662	2808	2759 98.25%	49 1.75%	0	2046
Precinct 21	1459	1627	782	765 97.83%	17 2.17%	0	677
Precinct 22	302	340	177	176 99.44%	1 0.56%	0	125
Precinct 23	1167	1683	747	733 98.13%	14 1.87%	0	420
Precinct 24	931	1199	566	551 97.35%	15 2.65%	0	365
Precinct 25	3875	4837	2251	2198 97.65%	53 2.35%	0	1624
Precinct 26	2943	3432	1697	1651 97.29%	46 2.71%	1	1245
Precinct 27	2275	2540	1282	1266 98.75%	16 1.25%	0	993
Precinct 28	5505	6960	3420	3349 97.92%	71 2.08%	0	2085
Precinct 29	3712	4625	2310	2271 98.31%	39 1.69%	0	1402
Precinct 30	2157	2538	1253	1234 98.48%	19 1.52%	0	904
Precinct 31	3475	3852	1910	1885 98.69%	25 1.31%	0	1565
Precinct 32	3178	3956	1793	1766 98.49%	27 1.51%	0	1385
Precinct 33	3226	3599	1825	1787 97.92%	38 2.08%	0	1401
Precinct 34	3419	4362	2067	2026 98.02%	41 1.98%	0	1352
Precinct 35	3210	3422	1843	1829 99.24%	14 0.76%	0	1367
Precinct 36	4791	5778	2925	2878 98.39%	47 1.61%	1	1865
Precinct 37	1177	1341	661	652 98.64%	9 1.36%	0	516
Precinct 38	2914	3532	1682	1652 98.22%	30 1.78%	0	1232
Precinct 39	3626	4530	1989	1946 97.84%	43 2.16%	0	1637
Precinct 40	1155	1471	643	631 98.13%	12 1.87%	0	512
Precinct 41	2588	3027	1467	1433 97.68%	34 2.32%	0	1121
Precinct 42	3470	4391	1933	1887 97.62%	46 2.38%	0	1537
Precinct 43	1807	1992	974	954 97.95%	20 2.05%	0	833
Precinct 44	3208	3859	1809	1759 97.24%	50 2.76%	0	1399
Precinct 45	1736	1959	985	973 98.78%	12 1.22%	0	751
Precinct 46	2160	2675	1235	1219 98.70%	16 1.30%	0	925
Precinct 47	2887	3129	1688	1676 99.29%	12 0.71%	1	1198
Precinct 48	1634	1960	913	894 97.92%	19 2.08%	0	721
Precinct 49	851	939	494	480 97.17%	14 2.83%	0	357
Precinct 50	1431	1837	795	776 97.61%	19 2.39%	0	636
Total	126249	150696	72702	71385 98.19%	1317 1.81%	3	53544



I, Nancy Blankenship, Deschutes County Clerk, do hereby certify that the votes recorded on this report correctly summarize the tally of votes cast at the November 3, 2020 General Election.

Dated November 20, 2020

  
 Nancy Blankenship  
 Deschutes County Clerk

Statement of Votes Cast by Contests, Geography by Choice  
 Deschutes County, November, 2020 General Election, Final Official Results  
 All Precincts, All Districts, All ScanStations, All Contests, All Boxes  
 Total Ballots Cast: 126550, Registered Voters: 150696, Overall Turnout: 83.98%  
 50 precincts reported out of 50 total

Page: 23 of 58  
 2020-11-20  
 08:43:29

**Judge of the Circuit Court, 11th District, Position 4 (Vote for 1)**

Precinct	Ballots Cast	Reg. Voters	Total Votes	Alycia N Sykora	Write-in	Over Votes	Under Votes
Precinct 01	3060	3422	1742	1724 98.97%	18 1.03%	0	1318
Precinct 02	3134	3678	1812	1783 98.40%	29 1.60%	0	1322
Precinct 03	4160	4528	2489	2473 99.36%	16 0.64%	0	1671
Precinct 04	3437	4068	1911	1879 98.33%	32 1.67%	0	1526
Precinct 05	4437	5177	2616	2576 98.47%	40 1.53%	0	1821
Precinct 06	3165	3987	1874	1838 98.08%	36 1.92%	0	1291
Precinct 07	1709	1966	971	954 98.25%	17 1.75%	0	738
Precinct 08	645	687	409	409 100.00%	0 0.00%	0	236
Precinct 09	2071	2653	1205	1185 98.34%	20 1.66%	0	866
Precinct 10	1071	1323	591	586 99.15%	5 0.85%	0	480
Precinct 11	1321	1508	778	769 98.84%	9 1.16%	0	543
Precinct 12	2521	2920	1363	1326 97.29%	37 2.71%	0	1158
Precinct 13	1180	1382	638	628 98.43%	10 1.57%	0	542
Precinct 14	1921	2168	1020	994 97.45%	26 2.55%	0	901
Precinct 15	1292	1430	684	672 98.25%	12 1.75%	0	608
Precinct 16	1461	1606	846	839 99.17%	7 0.83%	0	615
Precinct 17	4093	5724	2482	2421 97.54%	61 2.46%	0	1611
Precinct 18	3213	3850	1801	1753 97.33%	48 2.67%	0	1412
Precinct 19	1235	1565	719	706 98.19%	13 1.81%	0	516
Precinct 20	4854	5662	2830	2783 98.34%	47 1.66%	0	2024
Precinct 21	1459	1627	780	763 97.82%	17 2.18%	0	679
Precinct 22	302	340	174	174 100.00%	0 0.00%	0	128
Precinct 23	1167	1683	736	722 98.10%	14 1.90%	0	431
Precinct 24	931	1199	565	552 97.70%	13 2.30%	0	366
Precinct 25	3875	4837	2269	2210 97.40%	59 2.60%	0	1606
Precinct 26	2943	3432	1710	1665 97.37%	45 2.63%	1	1232
Precinct 27	2275	2540	1308	1296 99.08%	12 0.92%	0	967
Precinct 28	5505	6960	3441	3381 98.26%	60 1.74%	0	2064
Precinct 29	3712	4625	2310	2275 98.48%	35 1.52%	0	1402
Precinct 30	2157	2538	1284	1271 98.99%	13 1.01%	0	873
Precinct 31	3475	3852	1914	1892 98.85%	22 1.15%	0	1561
Precinct 32	3178	3956	1839	1808 98.31%	31 1.69%	0	1339
Precinct 33	3226	3599	1845	1811 98.16%	34 1.84%	0	1381
Precinct 34	3419	4362	2095	2055 98.09%	40 1.91%	0	1324
Precinct 35	3210	3422	1874	1859 99.20%	15 0.80%	0	1336
Precinct 36	4791	5778	2931	2884 98.40%	47 1.60%	0	1860
Precinct 37	1177	1341	669	661 98.80%	8 1.20%	0	508
Precinct 38	2914	3532	1687	1657 98.22%	30 1.78%	0	1227
Precinct 39	3626	4530	2000	1965 98.25%	35 1.75%	0	1626
Precinct 40	1155	1471	651	642 98.62%	9 1.38%	0	504
Precinct 41	2588	3027	1474	1448 98.24%	26 1.76%	0	1114
Precinct 42	3470	4391	1936	1893 97.78%	43 2.22%	0	1534
Precinct 43	1807	1992	983	963 97.97%	20 2.03%	0	824
Precinct 44	3208	3859	1840	1792 97.39%	48 2.61%	0	1368
Precinct 45	1736	1959	1004	992 98.80%	12 1.20%	0	732
Precinct 46	2160	2675	1246	1225 98.31%	21 1.69%	0	914
Precinct 47	2887	3129	1690	1676 99.17%	14 0.83%	0	1197
Precinct 48	1634	1960	905	890 98.34%	15 1.66%	0	729
Precinct 49	851	939	498	486 97.59%	12 2.41%	0	353
Precinct 50	1431	1837	809	794 98.15%	15 1.85%	0	622
Total	126249	150696	73248	72000 98.30%	1248 1.70%	1	53000



I, Nancy Blankenship, Deschutes County Clerk, do hereby  
 certify that the votes recorded on this report correctly  
 summarize the tally of votes cast at the November 3, 2020  
 General Election.

Dated November 20, 2020

  
 Nancy Blankenship  
 Deschutes County Clerk

Statement of Votes Cast by Contests, Geography by Choice  
Deschutes County, November, 2020 General Election, Final Official Results  
All Precincts, All Districts, All ScanStations, All Contests, All Boxes  
Total Ballots Cast: 126550, Registered Voters: 150696, Overall Turnout: 83.98%  
50 precincts reported out of 50 total

Page: 24 of 58  
2020-11-20  
08:43:29

**County Sheriff (Vote for 1)**

Precinct	Ballots Cast	Reg. Voters	Total Votes	L Shane Nelson		Scott Schaier		Write-in		Over Votes	Under Votes
Precinct 01	3060	3422	2630	1001	38.06%	1616	61.44%	13	0.49%	0	430
Precinct 02	3134	3678	2737	1539	56.23%	1185	43.30%	13	0.47%	0	397
Precinct 03	4160	4528	3552	1429	40.23%	2118	59.63%	5	0.14%	1	607
Precinct 04	3437	4068	2895	1147	39.62%	1727	59.65%	21	0.73%	0	542
Precinct 05	4437	5177	3813	1957	51.32%	1842	48.31%	14	0.37%	0	624
Precinct 06	3165	3987	2698	1202	44.55%	1485	55.04%	11	0.41%	3	464
Precinct 07	1709	1966	1445	578	40.00%	862	59.65%	5	0.35%	0	264
Precinct 08	645	687	558	309	55.38%	248	44.44%	1	0.18%	0	87
Precinct 09	2071	2653	1760	865	49.15%	878	49.89%	17	0.97%	1	310
Precinct 10	1071	1323	937	656	70.01%	275	29.35%	6	0.64%	0	134
Precinct 11	1321	1508	1158	527	45.51%	625	53.97%	6	0.52%	0	163
Precinct 12	2521	2920	2263	1505	66.50%	753	33.27%	5	0.22%	0	258
Precinct 13	1180	1382	1018	637	62.57%	377	37.03%	4	0.39%	0	162
Precinct 14	1921	2168	1629	1031	63.29%	588	36.10%	10	0.61%	0	292
Precinct 15	1292	1430	1082	689	63.68%	390	36.04%	3	0.28%	0	210
Precinct 16	1461	1606	1195	712	59.58%	480	40.17%	3	0.25%	0	266
Precinct 17	4093	5724	3549	2099	59.14%	1432	40.35%	18	0.51%	2	542
Precinct 18	3213	3850	2805	1870	66.67%	921	32.83%	14	0.50%	0	408
Precinct 19	1235	1565	1090	714	65.50%	370	33.94%	6	0.55%	1	144
Precinct 20	4854	5662	4248	2286	53.81%	1945	45.79%	17	0.40%	0	606
Precinct 21	1459	1627	1282	855	66.69%	422	32.92%	5	0.39%	0	177
Precinct 22	302	340	230	153	66.52%	77	33.48%	0	0.00%	0	72
Precinct 23	1167	1683	1039	733	70.55%	296	28.49%	10	0.96%	0	128
Precinct 24	931	1199	803	542	67.50%	253	31.51%	8	1.00%	0	128
Precinct 25	3875	4837	3298	1606	48.70%	1675	50.79%	17	0.52%	0	577
Precinct 26	2943	3432	2530	1347	53.24%	1173	46.36%	10	0.40%	1	412
Precinct 27	2275	2540	1920	724	37.71%	1188	61.88%	8	0.42%	0	355
Precinct 28	5505	6960	4840	2882	59.55%	1945	40.19%	13	0.27%	2	663
Precinct 29	3712	4625	3326	2149	64.61%	1171	35.21%	6	0.18%	0	386
Precinct 30	2157	2538	1786	1043	58.40%	738	41.32%	5	0.28%	0	371
Precinct 31	3475	3852	3040	2139	70.36%	894	29.41%	7	0.23%	0	435
Precinct 32	3178	3956	2691	1141	42.40%	1534	57.00%	16	0.59%	1	486
Precinct 33	3226	3599	2868	1612	56.21%	1244	43.38%	12	0.42%	0	358
Precinct 34	3419	4362	2912	1489	51.13%	1402	48.15%	21	0.72%	0	507
Precinct 35	3210	3422	2791	1479	52.99%	1306	46.79%	6	0.21%	0	419
Precinct 36	4791	5778	4242	2694	63.51%	1531	36.09%	17	0.40%	0	549
Precinct 37	1177	1341	1034	607	58.70%	426	41.20%	1	0.10%	0	143
Precinct 38	2914	3532	2423	1437	59.31%	982	40.53%	4	0.17%	0	491
Precinct 39	3626	4530	3125	2017	64.54%	1099	35.17%	9	0.29%	0	501
Precinct 40	1155	1471	996	673	67.57%	319	32.03%	4	0.40%	0	159
Precinct 41	2588	3027	2265	1369	60.44%	887	39.16%	9	0.40%	1	322
Precinct 42	3470	4391	3049	1728	56.67%	1298	42.57%	23	0.75%	1	420
Precinct 43	1807	1992	1562	995	63.70%	561	35.92%	6	0.38%	0	245
Precinct 44	3208	3859	2816	1490	52.91%	1318	46.80%	8	0.28%	0	392
Precinct 45	1736	1959	1486	938	63.12%	543	36.54%	5	0.34%	0	250
Precinct 46	2160	2675	1874	918	48.99%	952	50.80%	4	0.21%	1	285
Precinct 47	2887	3129	2506	1282	51.16%	1217	48.56%	7	0.28%	0	381
Precinct 48	1634	1960	1410	943	66.88%	464	32.91%	3	0.21%	0	224
Precinct 49	851	939	734	388	52.86%	344	46.87%	2	0.27%	0	117
Precinct 50	1431	1837	1227	832	67.81%	390	31.78%	5	0.41%	0	204
Total	126249	150696	109167	60958	55.84%	47766	43.75%	443	0.41%	15	17067



I, Nancy Blankenship, Deschutes County Clerk, do hereby certify that the votes recorded on this report correctly summarize the tally of votes cast at the November 3, 2020 General Election.

Dated November 20, 2020

  
Nancy Blankenship  
Deschutes County Clerk

Statement of Votes Cast by Contests, Geography by Choice  
 Deschutes County, November, 2020 General Election, Final Official Results  
 All Precincts, All Districts, All Scan Stations, All Contests, All Boxes  
 Total Ballots Cast: 126550, Registered Voters: 150696, Overall Turnout: 83.98%  
 50 precincts reported out of 50 total

Page: 25 of 58  
 2020-11-20  
 08:43:29

**County Treasurer (Vote for 1)**

Precinct	Ballots Cast	Reg. Voters	Total Votes	Greg Munn	Write-in	Over Votes	Under Votes
Precinct 01	3060	3422	1753	1731 98.75%	22 1.25%	0	1307
Precinct 02	3134	3678	1887	1868 98.99%	19 1.01%	0	1247
Precinct 03	4160	4528	2501	2485 99.36%	16 0.64%	0	1659
Precinct 04	3437	4068	1928	1902 98.65%	26 1.35%	0	1509
Precinct 05	4437	5177	2643	2622 99.21%	21 0.79%	0	1794
Precinct 06	3165	3987	1922	1893 98.49%	29 1.51%	0	1243
Precinct 07	1709	1966	969	956 98.66%	13 1.34%	0	740
Precinct 08	645	687	409	409 100.00%	0 0.00%	0	236
Precinct 09	2071	2653	1255	1241 98.88%	14 1.12%	0	816
Precinct 10	1071	1323	612	605 98.86%	7 1.14%	0	459
Precinct 11	1321	1508	819	815 99.51%	4 0.49%	0	502
Precinct 12	2521	2920	1412	1394 98.73%	18 1.27%	0	1109
Precinct 13	1180	1382	655	639 97.56%	16 2.44%	0	525
Precinct 14	1921	2168	1035	1013 97.87%	22 2.13%	0	886
Precinct 15	1292	1430	688	682 99.13%	6 0.87%	0	604
Precinct 16	1461	1606	885	883 99.77%	2 0.23%	0	576
Precinct 17	4093	5724	2548	2503 98.23%	45 1.77%	0	1545
Precinct 18	3213	3850	1866	1835 98.34%	31 1.66%	0	1347
Precinct 19	1235	1565	747	732 97.99%	15 2.01%	0	488
Precinct 20	4854	5662	2906	2872 98.83%	34 1.17%	0	1948
Precinct 21	1459	1627	795	785 98.74%	10 1.26%	0	664
Precinct 22	302	340	176	175 99.43%	1 0.57%	0	126
Precinct 23	1167	1683	773	759 98.19%	14 1.81%	0	394
Precinct 24	931	1199	583	570 97.77%	13 2.23%	0	348
Precinct 25	3875	4837	2322	2276 98.02%	46 1.98%	0	1553
Precinct 26	2943	3432	1748	1722 98.51%	26 1.49%	1	1194
Precinct 27	2275	2540	1307	1296 99.16%	11 0.84%	0	968
Precinct 28	5505	6960	3562	3531 99.13%	31 0.87%	0	1943
Precinct 29	3712	4625	2394	2366 98.83%	28 1.17%	0	1318
Precinct 30	2157	2538	1323	1314 99.32%	9 0.68%	0	834
Precinct 31	3475	3852	1995	1981 99.30%	14 0.70%	0	1480
Precinct 32	3178	3956	1833	1818 99.18%	15 0.82%	0	1345
Precinct 33	3226	3599	1904	1881 98.79%	23 1.21%	0	1322
Precinct 34	3419	4362	2139	2116 98.92%	23 1.08%	0	1280
Precinct 35	3210	3422	1936	1920 99.17%	16 0.83%	0	1274
Precinct 36	4791	5778	3049	3019 99.02%	30 0.98%	0	1742
Precinct 37	1177	1341	689	681 98.84%	8 1.16%	0	488
Precinct 38	2914	3532	1718	1701 99.01%	17 0.99%	0	1196
Precinct 39	3626	4530	2060	2035 98.79%	25 1.21%	0	1566
Precinct 40	1155	1471	684	677 98.98%	7 1.02%	0	471
Precinct 41	2588	3027	1491	1466 98.32%	25 1.68%	0	1097
Precinct 42	3470	4391	1977	1946 98.43%	31 1.57%	0	1493
Precinct 43	1807	1992	1011	1008 99.70%	3 0.30%	0	796
Precinct 44	3208	3859	1905	1875 98.43%	30 1.57%	0	1303
Precinct 45	1736	1959	1038	1033 99.52%	5 0.48%	0	698
Precinct 46	2160	2675	1288	1272 98.76%	16 1.24%	0	872
Precinct 47	2887	3129	1750	1737 99.26%	13 0.74%	0	1137
Precinct 48	1634	1960	949	939 98.95%	10 1.05%	0	685
Precinct 49	851	939	500	495 99.00%	5 1.00%	0	351
Precinct 50	1431	1837	843	831 98.58%	12 1.42%	0	588
Total	126249	150696	75182	74305 98.83%	877 1.17%	1	51066



I, Nancy Blankenship, Deschutes County Clerk, do hereby certify that the votes recorded on this report correctly summarize the tally of votes cast at the November 3, 2020 General Election.

Dated November 20, 2020

*Nancy Blankenship*  
 Nancy Blankenship  
 Deschutes County Clerk

Statement of Votes Cast by Contests, Geography by Choice  
Deschutes County, November, 2020 General Election, Final Official Results  
All Precincts, All Districts, All Scan Stations, All Contests, All Boxes  
Total Ballots Cast: 126550, Registered Voters: 150696, Overall Turnout: 83.98%  
50 precincts reported out of 50 total

Page: 26 of 58  
2020-11-20  
08:43:29

**Deschutes Soil & Water Conservation Dist, At Large 1 (Vote for 1)**

Precinct	Ballots Cast	Reg. Voters	Total Votes	Robin Vora	Write-in	Over Votes	Under Votes
Precinct 01	3060	3422	1759	1742 99.03%	17 0.97%	0	1301
Precinct 02	3134	3678	1832	1806 98.58%	26 1.42%	0	1302
Precinct 03	4160	4528	2473	2457 99.35%	16 0.65%	0	1687
Precinct 04	3437	4068	1949	1920 98.51%	29 1.49%	0	1488
Precinct 05	4437	5177	2612	2587 99.04%	25 0.96%	0	1825
Precinct 06	3165	3987	1912	1886 98.64%	26 1.36%	0	1253
Precinct 07	1709	1966	972	956 98.35%	16 1.65%	0	737
Precinct 08	645	687	408	406 99.51%	2 0.49%	0	237
Precinct 09	2071	2653	1244	1230 98.87%	14 1.13%	0	827
Precinct 10	1071	1323	611	604 98.85%	7 1.15%	0	460
Precinct 11	1321	1508	801	793 99.00%	8 1.00%	0	520
Precinct 12	2521	2920	1392	1367 98.20%	25 1.80%	0	1129
Precinct 13	1180	1382	647	630 97.37%	17 2.63%	0	533
Precinct 14	1921	2168	1025	1002 97.76%	23 2.24%	0	896
Precinct 15	1292	1430	685	681 99.42%	4 0.58%	0	607
Precinct 16	1461	1606	854	850 99.53%	4 0.47%	0	607
Precinct 17	4093	5724	2532	2488 98.26%	44 1.74%	0	1561
Precinct 18	3213	3850	1816	1780 98.02%	36 1.98%	0	1397
Precinct 19	1235	1565	722	711 98.48%	11 1.52%	0	513
Precinct 20	4854	5662	2852	2817 98.77%	35 1.23%	0	2002
Precinct 21	1459	1627	770	750 97.40%	20 2.60%	0	689
Precinct 22	302	340	174	173 99.43%	1 0.57%	0	128
Precinct 23	1167	1683	757	745 98.41%	12 1.59%	0	410
Precinct 24	931	1199	576	568 98.61%	8 1.39%	0	355
Precinct 25	3875	4837	2284	2244 98.25%	40 1.75%	0	1591
Precinct 26	2943	3432	1736	1714 98.73%	22 1.27%	1	1206
Precinct 27	2275	2540	1305	1299 99.54%	6 0.46%	0	970
Precinct 28	5505	6960	3500	3462 98.91%	38 1.09%	0	2005
Precinct 29	3712	4625	2363	2335 98.82%	28 1.18%	0	1349
Precinct 30	2157	2538	1301	1292 99.31%	9 0.69%	0	856
Precinct 31	3475	3852	1933	1920 99.33%	13 0.67%	0	1542
Precinct 32	3178	3956	1847	1836 99.40%	11 0.60%	0	1331
Precinct 33	3226	3599	1854	1830 98.71%	24 1.29%	0	1372
Precinct 34	3419	4362	2126	2099 98.73%	27 1.27%	0	1293
Precinct 35	3210	3422	1893	1878 99.21%	15 0.79%	0	1317
Precinct 36	4791	5778	2969	2939 98.99%	30 1.01%	0	1822
Precinct 37	1177	1341	673	665 98.81%	8 1.19%	0	504
Precinct 38	2914	3532	1714	1694 98.83%	20 1.17%	0	1200
Precinct 39	3626	4530	2020	1984 98.22%	36 1.78%	0	1606
Precinct 40	1155	1471	671	662 98.66%	9 1.34%	0	484
Precinct 41	2588	3027	1458	1433 98.29%	25 1.71%	0	1130
Precinct 42	3470	4391	1978	1943 98.23%	35 1.77%	0	1492
Precinct 43	1807	1992	993	989 99.60%	4 0.40%	0	814
Precinct 44	3208	3859	1878	1853 98.67%	25 1.33%	0	1330
Precinct 45	1736	1959	1018	1010 99.21%	8 0.79%	0	718
Precinct 46	2160	2675	1266	1251 98.82%	15 1.18%	0	894
Precinct 47	2887	3129	1730	1719 99.36%	11 0.64%	0	1157
Precinct 48	1634	1960	927	915 98.71%	12 1.29%	0	707
Precinct 49	851	939	500	493 98.60%	7 1.40%	0	351
Precinct 50	1431	1837	826	813 98.43%	13 1.57%	0	605
Total	126249	150696	74138	73221 98.76%	917 1.24%	1	52110

I, Nancy Blankenship, Deschutes County Clerk, do hereby certify that the votes recorded on this report correctly summarize the tally of votes cast at the November 3, 2020 General Election.

Dated November 20, 2020

  
Nancy Blankenship  
Deschutes County Clerk



Statement of Votes Cast by Contests, Geography by Choice  
 Deschutes County, November, 2020 General Election, Final Official Results  
 All Precincts, All Districts, All ScanStations, All Contests, All Boxes  
 Total Ballots Cast: 126550, Registered Voters: 150696, Overall Turnout: 83.98%  
 50 precincts reported out of 50 total

Page: 27 of 58  
 2020-11-20  
 08:43:29

**Deschutes Soil & Water Conservation Dist, Director, Zone 2 (Vote for 1)**

Precinct	Ballots Cast	Reg. Voters	Total Votes	William Kuhn	Write-in	Over Votes	Under Votes
Precinct 01	3060	3422	1723	1710 99.25%	13 0.75%	0	1337
Precinct 02	3134	3678	1809	1791 99.00%	18 1.00%	0	1325
Precinct 03	4160	4528	2435	2422 99.47%	13 0.53%	0	1725
Precinct 04	3437	4068	1916	1892 98.75%	24 1.25%	0	1521
Precinct 05	4437	5177	2565	2543 99.14%	22 0.86%	0	1872
Precinct 06	3165	3987	1881	1849 98.30%	32 1.70%	0	1284
Precinct 07	1709	1966	953	939 98.53%	14 1.47%	0	756
Precinct 08	645	687	403	403 100.00%	0 0.00%	0	242
Precinct 09	2071	2653	1191	1181 99.16%	10 0.84%	0	880
Precinct 10	1071	1323	605	599 99.01%	6 0.99%	0	466
Precinct 11	1321	1508	786	779 99.11%	7 0.89%	0	535
Precinct 12	2521	2920	1378	1354 98.26%	24 1.74%	0	1143
Precinct 13	1180	1382	643	622 96.73%	21 3.27%	0	537
Precinct 14	1921	2168	1012	987 97.53%	25 2.47%	0	909
Precinct 15	1292	1430	683	677 99.12%	6 0.88%	0	609
Precinct 16	1461	1606	842	840 99.76%	2 0.24%	0	619
Precinct 17	4093	5724	2496	2452 98.24%	44 1.76%	0	1597
Precinct 18	3213	3850	1801	1764 97.95%	37 2.05%	0	1412
Precinct 19	1235	1565	715	705 98.60%	10 1.40%	0	520
Precinct 20	4854	5662	2799	2765 98.79%	34 1.21%	0	2055
Precinct 21	1459	1627	768	752 97.92%	16 2.08%	0	691
Precinct 22	302	340	172	172 100.00%	0 0.00%	0	130
Precinct 23	1167	1683	750	738 98.40%	12 1.60%	0	417
Precinct 24	931	1199	576	568 98.61%	8 1.39%	0	355
Precinct 25	3875	4837	2272	2230 98.15%	42 1.85%	0	1603
Precinct 26	2943	3432	1705	1671 98.01%	34 1.99%	0	1238
Precinct 27	2275	2540	1278	1274 99.69%	4 0.31%	0	997
Precinct 28	5505	6960	3442	3412 99.13%	30 0.87%	0	2063
Precinct 29	3712	4625	2324	2293 98.67%	31 1.33%	0	1388
Precinct 30	2157	2538	1279	1269 99.22%	10 0.78%	0	878
Precinct 31	3475	3852	1912	1901 99.42%	11 0.58%	0	1563
Precinct 32	3178	3956	1813	1800 99.28%	13 0.72%	0	1365
Precinct 33	3226	3599	1820	1799 98.85%	21 1.15%	0	1406
Precinct 34	3419	4362	2088	2059 98.61%	29 1.39%	0	1331
Precinct 35	3210	3422	1861	1850 99.41%	11 0.59%	0	1349
Precinct 36	4791	5778	2927	2899 99.04%	28 0.96%	0	1864
Precinct 37	1177	1341	668	660 98.80%	8 1.20%	0	509
Precinct 38	2914	3532	1672	1656 99.04%	16 0.96%	0	1242
Precinct 39	3626	4530	1991	1959 98.39%	32 1.61%	0	1635
Precinct 40	1155	1471	659	651 98.79%	8 1.21%	0	496
Precinct 41	2588	3027	1446	1418 98.06%	28 1.94%	0	1142
Precinct 42	3470	4391	1951	1916 98.21%	35 1.79%	0	1519
Precinct 43	1807	1992	976	969 99.28%	7 0.72%	0	831
Precinct 44	3208	3859	1834	1815 98.96%	19 1.04%	0	1374
Precinct 45	1736	1959	998	992 99.40%	6 0.60%	0	738
Precinct 46	2160	2675	1247	1233 98.88%	14 1.12%	0	913
Precinct 47	2887	3129	1706	1695 99.36%	11 0.64%	0	1181
Precinct 48	1634	1960	917	906 98.80%	11 1.20%	0	717
Precinct 49	851	939	489	481 98.36%	8 1.64%	0	362
Precinct 50	1431	1837	813	801 98.52%	12 1.48%	0	618
Total	126249	150696	72990	72113 98.80%	877 1.20%	0	53259

I, Nancy Blankenship, Deschutes County Clerk, do hereby certify that the votes recorded on this report correctly summarize the tally of votes cast at the November 3, 2020 General Election.

Dated November 20, 2020

Nancy Blankenship  
 Deschutes County Clerk



Statement of Votes Cast by Contests, Geography by Choice  
 Deschutes County, November, 2020 General Election, Final Official Results  
 All Precincts, All Districts, All Scan Stations, All Contests, All Boxes  
 Total Ballots Cast: 126550, Registered Voters: 150696, Overall Turnout: 83.98%  
 50 precincts reported out of 50 total

Page: 28 of 58  
 2020-11-20  
 08:43:29

**Deschutes Soil & Water Conservation Dist, Director, Zone 3 (Vote for 1)**

Precinct	Ballots Cast	Reg. Voters	Total Votes	Jeff Rola	Write-in	Over Votes	Under Votes
Precinct 01	3060	3422	1723	1710 99.25%	13 0.75%	0	1337
Precinct 02	3134	3678	1806	1786 98.89%	20 1.11%	0	1328
Precinct 03	4160	4528	2424	2412 99.50%	12 0.50%	0	1736
Precinct 04	3437	4068	1923	1897 98.65%	26 1.35%	0	1514
Precinct 05	4437	5177	2552	2530 99.14%	22 0.86%	0	1885
Precinct 06	3165	3987	1867	1841 98.61%	26 1.39%	0	1298
Precinct 07	1709	1966	958	944 98.54%	14 1.46%	0	751
Precinct 08	645	687	401	400 99.75%	1 0.25%	0	244
Precinct 09	2071	2653	1208	1193 98.76%	15 1.24%	0	863
Precinct 10	1071	1323	597	590 98.83%	7 1.17%	0	474
Precinct 11	1321	1508	787	779 98.98%	8 1.02%	0	534
Precinct 12	2521	2920	1371	1350 98.47%	21 1.53%	0	1150
Precinct 13	1180	1382	648	628 96.91%	20 3.09%	0	532
Precinct 14	1921	2168	1020	997 97.75%	23 2.25%	0	901
Precinct 15	1292	1430	682	675 98.97%	7 1.03%	0	610
Precinct 16	1461	1606	848	846 99.76%	2 0.24%	0	613
Precinct 17	4093	5724	2499	2458 98.36%	41 1.64%	0	1594
Precinct 18	3213	3850	1806	1771 98.06%	35 1.94%	0	1407
Precinct 19	1235	1565	715	705 98.60%	10 1.40%	0	520
Precinct 20	4854	5662	2806	2771 98.75%	35 1.25%	0	2048
Precinct 21	1459	1627	763	748 98.03%	15 1.97%	0	696
Precinct 22	302	340	172	172 100.00%	0 0.00%	0	130
Precinct 23	1167	1683	746	735 98.53%	11 1.47%	0	421
Precinct 24	931	1199	572	565 98.78%	7 1.22%	0	359
Precinct 25	3875	4837	2254	2215 98.27%	39 1.73%	0	1621
Precinct 26	2943	3432	1711	1682 98.31%	29 1.69%	0	1232
Precinct 27	2275	2540	1287	1278 99.30%	9 0.70%	0	988
Precinct 28	5505	6960	3442	3411 99.10%	31 0.90%	0	2063
Precinct 29	3712	4625	2322	2295 98.84%	27 1.16%	0	1390
Precinct 30	2157	2538	1274	1266 99.37%	8 0.63%	0	883
Precinct 31	3475	3852	1918	1907 99.43%	11 0.57%	0	1557
Precinct 32	3178	3956	1810	1800 99.45%	10 0.55%	0	1368
Precinct 33	3226	3599	1828	1811 99.07%	17 0.93%	0	1398
Precinct 34	3419	4362	2085	2055 98.56%	30 1.44%	0	1334
Precinct 35	3210	3422	1864	1854 99.46%	10 0.54%	0	1346
Precinct 36	4791	5778	2942	2916 99.12%	26 0.88%	0	1849
Precinct 37	1177	1341	686	677 98.69%	9 1.31%	0	491
Precinct 38	2914	3532	1688	1666 98.70%	22 1.30%	0	1226
Precinct 39	3626	4530	1998	1967 98.45%	31 1.55%	0	1628
Precinct 40	1155	1471	659	652 98.94%	7 1.06%	0	496
Precinct 41	2588	3027	1446	1425 98.55%	21 1.45%	0	1142
Precinct 42	3470	4391	1964	1925 98.01%	39 1.99%	0	1506
Precinct 43	1807	1992	983	975 99.19%	8 0.81%	0	824
Precinct 44	3208	3859	1830	1800 98.36%	30 1.64%	0	1378
Precinct 45	1736	1959	1000	993 99.30%	7 0.70%	0	736
Precinct 46	2160	2675	1240	1229 99.11%	11 0.89%	0	920
Precinct 47	2887	3129	1698	1690 99.53%	8 0.47%	0	1189
Precinct 48	1634	1960	927	913 98.49%	14 1.51%	0	707
Precinct 49	851	939	488	481 98.57%	7 1.43%	0	363
Precinct 50	1431	1837	815	803 98.53%	12 1.47%	0	616
Total	126249	150696	73053	72189 98.82%	864 1.18%	0	53196



I, Nancy Blankenship, Deschutes County Clerk, do hereby certify that the votes recorded on this report correctly summarize the tally of votes cast at the November 3, 2020 General Election.

Dated November 20, 2020

  
 Nancy Blankenship  
 Deschutes County Clerk

Statement of Votes Cast by Contests, Geography by Choice  
Deschutes County, November, 2020 General Election, Final Official Results  
All Precincts, All Districts, All ScanStations, All Contests, All Boxes  
Total Ballots Cast: 126550, Registered Voters: 150696, Overall Turnout: 83.98%  
50 precincts reported out of 50 total

Page: 29 of 58  
2020-11-20  
08:43:29

**Deschutes Soil & Water Conservation Dist, Director, Zone 5 (Vote for 1)**

Precinct	Ballots Cast	Reg. Voters	Total Votes	Write-in	Over Votes	Under Votes
Precinct 01	3060	3422	232	232 100.00%	0	2828
Precinct 02	3134	3678	222	222 100.00%	0	2912
Precinct 03	4160	4528	285	285 100.00%	0	3875
Precinct 04	3437	4068	299	299 100.00%	0	3138
Precinct 05	4437	5177	307	307 100.00%	0	4130
Precinct 06	3165	3987	282	282 100.00%	0	2883
Precinct 07	1709	1966	132	132 100.00%	0	1577
Precinct 08	645	687	38	38 100.00%	0	607
Precinct 09	2071	2653	173	173 100.00%	0	1898
Precinct 10	1071	1323	76	76 100.00%	0	995
Precinct 11	1321	1508	112	112 100.00%	0	1209
Precinct 12	2521	2920	161	161 100.00%	0	2360
Precinct 13	1180	1382	81	81 100.00%	0	1099
Precinct 14	1921	2168	114	114 100.00%	0	1807
Precinct 15	1292	1430	61	61 100.00%	0	1231
Precinct 16	1461	1606	54	54 100.00%	0	1407
Precinct 17	4093	5724	331	331 100.00%	0	3762
Precinct 18	3213	3850	190	190 100.00%	0	3023
Precinct 19	1235	1565	55	55 100.00%	0	1180
Precinct 20	4854	5662	368	368 100.00%	0	4486
Precinct 21	1459	1627	70	70 100.00%	0	1389
Precinct 22	302	340	9	9 100.00%	0	293
Precinct 23	1167	1683	87	87 100.00%	0	1080
Precinct 24	931	1199	59	59 100.00%	0	872
Precinct 25	3875	4837	353	353 100.00%	0	3522
Precinct 26	2943	3432	274	274 100.00%	0	2669
Precinct 27	2275	2540	185	185 100.00%	0	2090
Precinct 28	5505	6960	379	379 100.00%	0	5126
Precinct 29	3712	4625	271	271 100.00%	0	3441
Precinct 30	2157	2538	120	120 100.00%	0	2037
Precinct 31	3475	3852	160	160 100.00%	0	3315
Precinct 32	3178	3956	278	278 100.00%	0	2900
Precinct 33	3226	3599	192	192 100.00%	0	3034
Precinct 34	3419	4362	294	294 100.00%	0	3125
Precinct 35	3210	3422	195	195 100.00%	0	3015
Precinct 36	4791	5778	329	329 100.00%	0	4462
Precinct 37	1177	1341	60	60 100.00%	0	1117
Precinct 38	2914	3532	168	168 100.00%	0	2746
Precinct 39	3626	4530	226	226 100.00%	0	3400
Precinct 40	1155	1471	68	68 100.00%	0	1087
Precinct 41	2588	3027	136	136 100.00%	0	2452
Precinct 42	3470	4391	270	270 100.00%	0	3200
Precinct 43	1807	1992	91	91 100.00%	0	1716
Precinct 44	3208	3859	250	250 100.00%	0	2958
Precinct 45	1736	1959	73	73 100.00%	0	1663
Precinct 46	2160	2675	164	164 100.00%	0	1996
Precinct 47	2887	3129	177	177 100.00%	0	2710
Precinct 48	1634	1960	102	102 100.00%	0	1532
Precinct 49	851	939	60	60 100.00%	0	791
Precinct 50	1431	1837	67	67 100.00%	0	1364
Total	126249	150696	8740	8740 100.00%	0	117509



I, Nancy Blankenship, Deschutes County Clerk, do hereby certify that the votes recorded on this report correctly summarize the tally of votes cast at the November 3, 2020 General Election.

Dated November 20, 2020

  
Nancy Blankenship  
Deschutes County Clerk

**Deschutes Soil & Water Conservation District,  
Director, Zone 5**

Precinct	Write-In Votes for Andrew Aasen
10	2
18	2
20	2
25	2
39	2
<b>Total Votes:</b>	<b>10</b>



I, Nancy Blankenship, Deschutes County Clerk, do hereby certify that the votes recorded on this report correctly summarize the tally of votes cast at the November 3, 2020 General Election.

Dated November 20, 2020

  
Nancy Blankenship  
Deschutes County Clerk

Statement of Votes Cast by Contests, Geography by Choice  
 Deschutes County, November, 2020 General Election, Final Official Results  
 All Precincts, All Districts, All Scan Stations, All Contests, All Boxes  
 Total Ballots Cast: 126550, Registered Voters: 150696, Overall Turnout: 83.98%  
 50 precincts reported out of 50 total

Page: 30 of 58  
 2020-11-20  
 08:43:29

**City of Bend, City Council, Position 1 (Vote for 1)**

Precinct	Ballots Cast	Reg. Voters	Total Votes	Melanie Kebler	Justin Livingston	Write-in	Over Votes	Under Votes
Precinct 01	3060	3422	2650	1947 73.47%	698 26.34%	5 0.19%	0	410
Precinct 02	3134	3678	2638	1353 51.29%	1275 48.33%	10 0.38%	2	494
Precinct 03	4160	4528	3615	2637 72.95%	974 26.94%	4 0.11%	1	544
Precinct 04	3437	4068	2908	2005 68.95%	886 30.47%	17 0.58%	2	527
Precinct 05	4437	5177	3681	2085 56.64%	1584 43.03%	12 0.33%	0	756
Precinct 06	3165	3987	2594	1605 61.87%	977 37.66%	12 0.46%	1	570
Precinct 07	1709	1966	1472	1059 71.94%	408 27.72%	5 0.34%	1	236
Precinct 09	2071	2653	1685	1007 59.76%	668 39.64%	10 0.59%	1	385
Precinct 11	1321	1508	1121	696 62.09%	423 37.73%	2 0.18%	0	200
Precinct 20	4854	5662	4040	2088 51.68%	1939 48.00%	13 0.32%	0	814
Precinct 25	3875	4837	3156	1822 57.73%	1321 41.86%	13 0.41%	0	719
Precinct 26	2943	3432	2413	1273 52.76%	1127 46.71%	13 0.54%	1	529
Precinct 27	2275	2540	1953	1430 73.22%	517 26.47%	6 0.31%	0	322
Precinct 32	3178	3956	2611	1716 65.72%	889 34.05%	6 0.23%	0	567
Precinct 33	3226	3599	2794	1394 49.89%	1392 49.82%	8 0.29%	2	430
Precinct 34	3419	4362	2772	1541 55.59%	1220 44.01%	11 0.40%	0	647
Precinct 35	3210	3422	2752	1576 57.27%	1171 42.55%	5 0.18%	1	457
Precinct 44	3208	3859	2692	1428 53.05%	1251 46.47%	13 0.48%	0	516
Precinct 46	2160	2675	1799	1069 59.42%	722 40.13%	8 0.44%	0	361
Precinct 47	2887	3129	2440	1417 58.07%	1019 41.76%	4 0.16%	0	447
Total	61729	72460	51786	31148 60.15%	20461 39.51%	177 0.34%	12	9931



I, Nancy Blankenship, Deschutes County Clerk, do hereby certify that the votes recorded on this report correctly summarize the tally of votes cast at the November 3, 2020 General Election.

Dated November 20, 2020

  
 Nancy Blankenship  
 Deschutes County Clerk

Statement of Votes Cast by Contests, Geography by Choice  
 Deschutes County, November, 2020 General Election, Final Official Results  
 All Precincts, All Districts, All Scan Stations, All Contests, All Boxes  
 Total Ballots Cast: 126550, Registered Voters: 150696, Overall Turnout: 83.98%  
 50 precincts reported out of 50 total

Page: 31 of 58  
 2020-11-20  
 08:43:29

**City of Bend, City Council, Position 2 (Vote for 1)**

Precinct	Ballots Cast	Reg. Voters	Total Votes	Anthony Broadman	August Paul Johnson	Write-in	Over Votes	Under Votes
Precinct 01	3060	3422	2554	2205 86.34%	337 13.19%	12 0.47%	0	506
Precinct 02	3134	3678	2459	1884 76.62%	547 22.24%	28 1.14%	0	675
Precinct 03	4160	4528	3569	3119 87.39%	437 12.24%	13 0.36%	3	588
Precinct 04	3437	4068	2806	2235 79.65%	544 19.39%	27 0.96%	2	629
Precinct 05	4437	5177	3455	2726 78.90%	697 20.17%	32 0.93%	1	981
Precinct 06	3165	3987	2464	1886 76.54%	559 22.69%	19 0.77%	1	700
Precinct 07	1709	1966	1437	1204 83.79%	224 15.59%	9 0.63%	0	272
Precinct 09	2071	2653	1598	1177 73.65%	406 25.41%	15 0.94%	1	472
Precinct 11	1321	1508	1082	854 78.93%	224 20.70%	4 0.37%	1	238
Precinct 20	4854	5662	3803	2787 73.28%	974 25.61%	42 1.10%	1	1050
Precinct 25	3875	4837	2989	2183 73.03%	781 26.13%	25 0.84%	2	884
Precinct 26	2943	3432	2274	1712 75.29%	540 23.75%	22 0.97%	0	669
Precinct 27	2275	2540	1896	1585 83.60%	305 16.09%	6 0.32%	0	379
Precinct 32	3178	3956	2496	1921 76.96%	561 22.48%	14 0.56%	0	682
Precinct 33	3226	3599	2553	1973 77.28%	555 21.74%	25 0.98%	0	673
Precinct 34	3419	4362	2595	1938 74.68%	623 24.01%	34 1.31%	0	824
Precinct 35	3210	3422	2616	2178 83.26%	421 16.09%	17 0.65%	0	594
Precinct 44	3208	3859	2496	1856 74.36%	604 24.20%	36 1.44%	1	711
Precinct 46	2160	2675	1695	1324 78.11%	357 21.06%	14 0.83%	1	464
Precinct 47	2887	3129	2317	1954 84.33%	352 15.19%	11 0.47%	2	568
Total	61729	72460	49154	38701 78.73%	10048 20.44%	405 0.82%	16	12559



I, Nancy Blankenship, Deschutes County Clerk, do hereby  
 certify that the votes recorded on this report correctly  
 summarize the tally of votes cast at the November 3, 2020  
 General Election.

Dated November 20, 2020

  
 Nancy Blankenship  
 Deschutes County Clerk

Statement of Votes Cast by Contests, Geography by Choice  
 Deschutes County, November, 2020 General Election, Final Official Results  
 All Precincts, All Districts, All ScanStations, All Contests, All Boxes  
 Total Ballots Cast: 126550, Registered Voters: 150696, Overall Turnout: 83.98%  
 50 precincts reported out of 50 total

Page: 32 of 58  
 2020-11-20  
 08:43:29

**City of Bend, City Council, Position 3 (Vote for 1)**

Precinct	Ballots Cast	Reg. Voters	Total Votes	Chris Piper		Megan Perkins		Ron Boozell (Rondo)		Write-in	
Precinct 01	3060	3422	2636	808	30.65%	1637	62.10%	187	7.09%	4	0.15%
Precinct 02	3134	3678	2619	1250	47.73%	1131	43.18%	222	8.48%	16	0.61%
Precinct 03	4160	4528	3623	1157	31.93%	2293	63.29%	166	4.58%	7	0.19%
Precinct 04	3437	4068	2902	952	32.80%	1668	57.48%	264	9.10%	18	0.62%
Precinct 05	4437	5177	3655	1606	43.94%	1745	47.74%	293	8.02%	11	0.30%
Precinct 06	3165	3987	2567	835	32.53%	1442	56.17%	282	10.99%	8	0.31%
Precinct 07	1709	1966	1483	524	35.33%	854	57.59%	100	6.74%	5	0.34%
Precinct 09	2071	2653	1663	567	34.10%	883	53.10%	196	11.79%	17	1.02%
Precinct 11	1321	1508	1122	440	39.22%	598	53.30%	80	7.13%	4	0.36%
Precinct 20	4854	5662	3981	1702	42.75%	1860	46.72%	401	10.07%	18	0.45%
Precinct 25	3875	4837	3082	1185	38.45%	1579	51.23%	304	9.86%	14	0.45%
Precinct 26	2943	3432	2372	953	40.18%	1188	50.08%	211	8.90%	20	0.84%
Precinct 27	2275	2540	1937	559	28.86%	1208	62.36%	165	8.52%	5	0.26%
Precinct 32	3178	3956	2603	830	31.89%	1410	54.17%	353	13.56%	10	0.38%
Precinct 33	3226	3599	2723	1298	47.67%	1243	45.65%	175	6.43%	7	0.26%
Precinct 34	3419	4362	2749	1044	37.98%	1358	49.40%	331	12.04%	16	0.58%
Precinct 35	3210	3422	2762	1267	45.87%	1375	49.78%	113	4.09%	7	0.25%
Precinct 44	3208	3859	2642	1080	40.88%	1277	48.33%	271	10.26%	14	0.53%
Precinct 46	2160	2675	1779	657	36.93%	953	53.57%	160	8.99%	9	0.51%
Precinct 47	2887	3129	2446	1165	47.63%	1170	47.83%	106	4.33%	5	0.20%
Total	61729	72460	51346	19879	38.72%	26872	52.34%	4380	8.53%	215	0.42%

Statement of Votes Cast by Contests, Geography by Choice  
Deschutes County, November, 2020 General Election, Final Official Results  
All Precincts, All Districts, All ScanStations, All Contests, All Boxes  
Total Ballots Cast: 126550, Registered Voters: 150696, Overall Turnout: 83.98%  
50 precincts reported out of 50 total

Page: 33 of 58  
2020-11-20  
08:43:29


**City of Bend, City Council, Position 3 (Vote for 1)**

Precinct	Ballots Cast	Reg. Voters	Total Votes	Over Votes	Under Votes
Precinct 01	3060	3422	2636	0	424
Precinct 02	3134	3678	2619	4	511
Precinct 03	4160	4528	3623	1	536
Precinct 04	3437	4068	2902	0	535
Precinct 05	4437	5177	3655	0	782
Precinct 06	3165	3987	2567	2	596
Precinct 07	1709	1966	1483	0	226
Precinct 09	2071	2653	1663	1	407
Precinct 11	1321	1508	1122	0	199
Precinct 20	4854	5662	3981	1	872
Precinct 25	3875	4837	3082	1	792
Precinct 26	2943	3432	2372	0	571
Precinct 27	2275	2540	1937	0	338
Precinct 32	3178	3956	2603	1	574
Precinct 33	3226	3599	2723	0	503
Precinct 34	3419	4362	2749	0	670
Precinct 35	3210	3422	2762	0	448
Precinct 44	3208	3859	2642	3	563
Precinct 46	2160	2675	1779	0	381
Precinct 47	2887	3129	2446	0	441
Total	61729	72460	51346	14	10369



I, Nancy Blankenship, Deschutes County Clerk, do hereby certify that the votes recorded on this report correctly summarize the tally of votes cast at the November 3, 2020 General Election.

Dated November 20, 2020

  
Nancy Blankenship  
Deschutes County Clerk

Statement of Votes Cast by Contests, Geography by Choice  
Deschutes County, November, 2020 General Election, Final Official Results  
All Precincts, All Districts, All ScanStations, All Contests, All Boxes  
Total Ballots Cast: 126550, Registered Voters: 150696, Overall Turnout: 83.98%  
50 precincts reported out of 50 total

Page: 34 of 58  
2020-11-20  
08:43:29

**City of Bend, City Council, Position 4 (Vote for 1)**


Precinct	Ballots Cast	Reg. Voters	Total Votes	Anon (Bubba) Walters		Michael R Hughes		Rita Schenkelberg		Write-in	
Precinct 01	3060	3422	2608	143	5.48%	596	22.85%	1856	71.17%	13	0.50%
Precinct 02	3134	3678	2568	312	12.15%	1035	40.30%	1200	46.73%	21	0.82%
Precinct 03	4160	4528	3560	208	5.84%	843	23.68%	2502	70.28%	7	0.20%
Precinct 04	3437	4068	2871	236	8.22%	727	25.32%	1886	65.69%	22	0.77%
Precinct 05	4437	5177	3540	379	10.71%	1228	34.69%	1913	54.04%	20	0.56%
Precinct 06	3165	3987	2545	268	10.53%	779	30.61%	1488	58.47%	10	0.39%
Precinct 07	1709	1966	1438	81	5.63%	350	24.34%	995	69.19%	12	0.83%
Precinct 09	2071	2653	1641	208	12.68%	498	30.35%	921	56.12%	14	0.85%
Precinct 11	1321	1508	1104	92	8.33%	366	33.15%	644	58.33%	2	0.18%
Precinct 20	4854	5662	3924	493	12.56%	1493	38.05%	1919	48.90%	19	0.48%
Precinct 25	3875	4837	3056	384	12.57%	999	32.69%	1656	54.19%	17	0.56%
Precinct 26	2943	3432	2336	291	12.46%	829	35.49%	1198	51.28%	18	0.77%
Precinct 27	2275	2540	1902	128	6.73%	410	21.56%	1361	71.56%	3	0.16%
Precinct 32	3178	3956	2571	262	10.19%	725	28.20%	1574	61.22%	10	0.39%
Precinct 33	3226	3599	2648	273	10.31%	1066	40.26%	1299	49.06%	10	0.38%
Precinct 34	3419	4362	2668	330	12.37%	930	34.86%	1382	51.80%	26	0.97%
Precinct 35	3210	3422	2662	190	7.14%	988	37.11%	1478	55.52%	6	0.23%
Precinct 44	3208	3859	2582	286	11.08%	991	38.38%	1290	49.96%	15	0.58%
Precinct 46	2160	2675	1736	175	10.08%	558	32.14%	994	57.26%	9	0.52%
Precinct 47	2887	3129	2348	199	8.48%	791	33.69%	1347	57.37%	11	0.47%
Total	61729	72460	50308	4938	9.82%	16202	32.21%	28903	57.45%	265	0.53%

Statement of Votes Cast by Contests, Geography by Choice  
Deschutes County, November, 2020 General Election, Final Official Results  
All Precincts, All Districts, All ScanStations, All Contests, All Boxes  
Total Ballots Cast: 126550, Registered Voters: 150696, Overall Turnout: 83.98%  
50 precincts reported out of 50 total

Page: 35 of 58  
2020-11-20  
08:43:29

**City of Bend, City Council, Position 4 (Vote for 1)**

Precinct	Ballots Cast	Reg. Voters	Total Votes	Over Votes	Under Votes
Precinct 01	3060	3422	2608	0	452
Precinct 02	3134	3678	2568	0	566
Precinct 03	4160	4528	3560	1	599
Precinct 04	3437	4068	2871	0	566
Precinct 05	4437	5177	3540	0	897
Precinct 06	3165	3987	2545	1	619
Precinct 07	1709	1966	1438	0	271
Precinct 09	2071	2653	1641	1	429
Precinct 11	1321	1508	1104	0	217
Precinct 20	4854	5662	3924	2	928
Precinct 25	3875	4837	3056	0	819
Precinct 26	2943	3432	2336	0	607
Precinct 27	2275	2540	1902	0	373
Precinct 32	3178	3956	2571	0	607
Precinct 33	3226	3599	2648	1	577
Precinct 34	3419	4362	2668	1	750
Precinct 35	3210	3422	2662	0	548
Precinct 44	3208	3859	2582	1	625
Precinct 46	2160	2675	1736	0	424
Precinct 47	2887	3129	2348	0	539
Total	61729	72460	50308	8	11413



I, Nancy Blankenship, Deschutes County Clerk, do hereby certify that the votes recorded on this report correctly summarize the tally of votes cast at the November 3, 2020 General Election.

Dated November 20, 2020

  
Nancy Blankenship  
Deschutes County Clerk

Statement of Votes Cast by Contests, Geography by Choice  
Deschutes County, November, 2020 General Election, Final Official Results  
All Precincts, All Districts, All ScanStations, All Contests, All Boxes  
Total Ballots Cast: 126550, Registered Voters: 150696, Overall Turnout: 83.98%  
50 precincts reported out of 50 total

Page: 36 of 58  
2020-11-20  
08:43:29

**City of La Pine, Mayor (Vote for 1)**

Precinct	Ballots Cast	Reg. Voters	Total Votes	Daniel Richer		Write-in		Over Votes	Under Votes
Precinct 23	1167	1683	857	806	94.05%	51	5.95%	0	310
Total	1167	1683	857	806	94.05%	51	5.95%	0	310



I, Nancy Blankenship, Deschutes County Clerk, do hereby certify that the votes recorded on this report correctly summarize the tally of votes cast at the November 3, 2020 General Election.

Dated November 20, 2020

  
Nancy Blankenship  
Deschutes County Clerk

Statement of Votes Cast by Contests, Geography by Choice  
Deschutes County, November, 2020 General Election, Final Official Results  
All Precincts, All Districts, All ScanStations, All Contests, All Boxes  
Total Ballots Cast: 126550, Registered Voters: 150696, Overall Turnout: 83.98%  
50 precincts reported out of 50 total

Page: 37 of 58  
2020-11-20  
08:43:29

**City of La Pine, City Council (Vote for 2)**

Precinct	Ballots Cast	Reg. Voters	Total Votes	Alisha Powell		D Scott Henderson		Cathi R VanDamme		Write-in	
Precinct 23	1167	1683	1611	544	33.77%	599	37.18%	433	26.88%	29	1.80%
Total	1167	1683	1611	544	33.77%	599	37.18%	433	26.88%	29	1.80%

Statement of Votes Cast by Contests, Geography by Choice  
Deschutes County, November, 2020 General Election, Final Official Results  
All Precincts, All Districts, All ScanStations, All Contests, All Boxes  
Total Ballots Cast: 126550, Registered Voters: 150696, Overall Turnout: 83.98%  
50 precincts reported out of 50 total

Page: 38 of 58  
2020-11-20  
08:43:29


**City of La Pine, City Council (Vote for 2)**

Precinct	Ballots Cast	Reg. Voters	Total Votes	Write-in	Over Votes	Under Votes
Precinct 23	1167	1683	1611	6 0.37%	2	721
Total	1167	1683	1611	6 0.37%	2	721



I, Nancy Blankenship, Deschutes County Clerk, do hereby certify that the votes recorded on this report correctly summarize the tally of votes cast at the November 3, 2020 General Election.

Dated November 20, 2020

  
Nancy Blankenship  
Deschutes County Clerk

Statement of Votes Cast by Contests, Geography by Choice  
Deschutes County, November, 2020 General Election, Final Official Results  
All Precincts, All Districts, All ScanStations, All Contests, All Boxes  
Total Ballots Cast: 126550, Registered Voters: 150696, Overall Turnout: 83.98%  
50 precincts reported out of 50 total

Page: 39 of 58  
2020-11-20  
08:43:29

**City of Redmond, Mayor (Vote for 1)**

Precinct	Ballots Cast	Reg. Voters	Total Votes	Charles Baer		Tanner Robertson		George Endicott		Write-in	
Precinct 17	4093	5724	3691	215	5.82%	1584	42.92%	1867	50.58%	25	0.68%
Precinct 28	5505	6960	5005	191	3.82%	2185	43.66%	2609	52.13%	20	0.40%
Precinct 29	3712	4625	3445	132	3.83%	1435	41.65%	1862	54.05%	16	0.46%
Precinct 36	4791	5778	4404	141	3.20%	1793	40.71%	2442	55.45%	28	0.64%
Total	18101	23087	16545	679	4.10%	6997	42.29%	8780	53.07%	89	0.54%

Statement of Votes Cast by Contests, Geography by Choice  
Deschutes County, November, 2020 General Election, Final Official Results  
All Precincts, All Districts, All ScanStations, All Contests, All Boxes  
Total Ballots Cast: 126550, Registered Voters: 150696, Overall Turnout: 83.98%  
50 precincts reported out of 50 total

Page: 40 of 58  
2020-11-20  
08:43:29

**City of Redmond, Mayor (Vote for 1)**

Precinct	Ballots Cast	Reg. Voters	Total Votes	Over Votes	Under Votes
Precinct 17	4093	5724	3691	1	401
Precinct 28	5505	6960	5005	0	500
Precinct 29	3712	4625	3445	0	267
Precinct 36	4791	5778	4404	1	386
Total	18101	23087	16545	2	1554



I, Nancy Blankenship, Deschutes County Clerk, do hereby  
certify that the votes recorded on this report correctly  
summarize the tally of votes cast at the November 3, 2020  
General Election.

Dated November 20, 2020

  
Nancy Blankenship  
Deschutes County Clerk

---

Statement of Votes Cast by Contests, Geography by Choice  
Deschutes County, November, 2020 General Election, Final Official Results  
All Precincts, All Districts, All ScanStations, All Contests, All Boxes  
Total Ballots Cast: 126550, Registered Voters: 150696, Overall Turnout: 83.98%  
50 precincts reported out of 50 total

---

Page: 41 of 58  
2020-11-20  
08:43:29

**City of Redmond, City Council (Vote for 3)**

Precinct	Ballots Cast	Reg. Voters	Total Votes	David Wegener		Shannon Wedding		Ed Fitch		Albert Calderon	
Precinct 17	4093	5724	9081	596	6.56%	1402	15.44%	1501	16.53%	331	3.64%
Precinct 28	5505	6960	12484	801	6.42%	2110	16.90%	2046	16.39%	389	3.12%
Precinct 29	3712	4625	8549	562	6.57%	1454	17.01%	1461	17.09%	291	3.40%
Precinct 36	4791	5778	11043	669	6.06%	1882	17.04%	1853	16.78%	287	2.60%
Total	18101	23087	41157	2628	6.39%	6848	16.64%	6861	16.67%	1298	3.15%

Statement of Votes Cast by Contests, Geography by Choice  
Deschutes County, November, 2020 General Election, Final Official Results  
All Precincts, All Districts, All ScanStations, All Contests, All Boxes  
Total Ballots Cast: 126550, Registered Voters: 150696, Overall Turnout: 83.98%  
50 precincts reported out of 50 total

Page: 42 of 58  
2020-11-20  
08:43:29

**City of Redmond, City Council (Vote for 3)**

Precinct	Ballots Cast	Reg. Voters	Total Votes	Don Crouch		Camden King		Michael A Kusinska		Clifford B Evelyn Sr	
Precinct 17	4093	5724	9081	883	9.72%	1324	14.58%	494	5.44%	1456	16.03%
Precinct 28	5505	6960	12484	1100	8.81%	1756	14.07%	708	5.67%	2055	16.46%
Precinct 29	3712	4625	8549	757	8.85%	1179	13.79%	499	5.84%	1266	14.81%
Precinct 36	4791	5778	11043	963	8.72%	1622	14.69%	590	5.34%	1860	16.84%
Total	18101	23087	41157	3703	9.00%	5881	14.29%	2291	5.57%	6637	16.13%

Statement of Votes Cast by Contests, Geography by Choice  
Deschutes County, November, 2020 General Election, Final Official Results  
All Precincts, All Districts, All ScanStations, All Contests, All Boxes  
Total Ballots Cast: 126550, Registered Voters: 150696, Overall Turnout: 83.98%  
50 precincts reported out of 50 total

Page: 43 of 58  
2020-11-20  
08:43:29

**City of Redmond, City Council (Vote for 3)**

Precinct	Ballots Cast	Reg. Voters	Total Votes	Ronald H Osmundson	Write-in	Write-in	Write-in
Precinct 17	4093	5724	9081	1014 11.17%	47 0.52%	21 0.23%	12 0.13%
Precinct 28	5505	6960	12484	1445 11.57%	50 0.40%	16 0.13%	8 0.06%
Precinct 29	3712	4625	8549	1023 11.97%	37 0.43%	14 0.16%	6 0.07%
Precinct 36	4791	5778	11043	1235 11.18%	43 0.39%	22 0.20%	17 0.15%
Total	18101	23087	41157	4717 11.46%	177 0.43%	73 0.18%	43 0.10%

Statement of Votes Cast by Contests, Geography by Choice  
Deschutes County, November, 2020 General Election, Final Official Results  
All Precincts, All Districts, All ScanStations, All Contests, All Boxes  
Total Ballots Cast: 126550, Registered Voters: 150696, Overall Turnout: 83.98%  
50 precincts reported out of 50 total

Page: 44 of 58  
2020-11-20  
08:43:29


**City of Redmond, City Council (Vote for 3)**

Precinct	Ballots Cast	Reg. Voters	Total Votes	Over Votes	Under Votes
Precinct 17	4093	5724	9081	3	3195
Precinct 28	5505	6960	12484	21	4010
Precinct 29	3712	4625	8549	12	2575
Precinct 36	4791	5778	11043	6	3324
Total	18101	23087	41157	42	13104



I, Nancy Blankenship, Deschutes County Clerk, do hereby certify that the votes recorded on this report correctly summarize the tally of votes cast at the November 3, 2020 General Election.

Dated November 20, 2020

  
Nancy Blankenship  
Deschutes County Clerk

Statement of Votes Cast by Contests, Geography by Choice  
Deschutes County, November, 2020 General Election, Final Official Results  
All Precincts, All Districts, All ScanStations, All Contests, All Boxes  
Total Ballots Cast: 126550, Registered Voters: 150696, Overall Turnout: 83.98%  
50 precincts reported out of 50 total

Page: 45 of 58  
2020-11-20  
08:43:29

**City of Sisters, City Council (Vote for 3)**

Precinct	Ballots Cast	Reg. Voters	Total Votes	Elizabeth Fisher	Andrea L Blum	Gary P Ross	Susan G Cobb
Precinct 30	2157	2538	4721	673 14.26%	1125 23.83%	1007 21.33%	724 15.34%
Total	2157	2538	4721	673 14.26%	1125 23.83%	1007 21.33%	724 15.34%

---

Statement of Votes Cast by Contests, Geography by Choice  
Deschutes County, November, 2020 General Election, Final Official Results  
All Precincts, All Districts, All ScanStations, All Contests, All Boxes  
Total Ballots Cast: 126550, Registered Voters: 150696, Overall Turnout: 83.98%  
50 precincts reported out of 50 total

---

Page: 46 of 58  
2020-11-20  
08:43:29

**City of Sisters, City Council (Vote for 3)**

Precinct	Ballots Cast	Reg. Voters	Total Votes	Jennifer Letz	Write-in	Write-in	Write-in
Precinct 30	2157	2538	4721	1109 23.49%	52 1.10%	20 0.42%	11 0.23%
Total	2157	2538	4721	1109 23.49%	52 1.10%	20 0.42%	11 0.23%

Statement of Votes Cast by Contests, Geography by Choice  
Deschutes County, November, 2020 General Election, Final Official Results  
All Precincts, All Districts, All ScanStations, All Contests, All Boxes  
Total Ballots Cast: 126550, Registered Voters: 150696, Overall Turnout: 83.98%  
50 precincts reported out of 50 total

Page: 47 of 58  
2020-11-20  
08:43:29

**City of Sisters, City Council (Vote for 3)**

Precinct	Ballots Cast	Reg. Voters	Total Votes	Over Votes	Under Votes
Precinct 30	2157	2538	4721	12	1738
Total	2157	2538	4721	12	1738



I, Nancy Blankenship, Deschutes County Clerk, do hereby certify that the votes recorded on this report correctly summarize the tally of votes cast at the November 3, 2020 General Election.

Dated November 20, 2020

  
Nancy Blankenship  
Deschutes County Clerk

Statement of Votes Cast by Contests, Geography by Choice  
Deschutes County, November, 2020 General Election, Final Official Results  
All Precincts, All Districts, All Scan Stations, All Contests, All Boxes  
Total Ballots Cast: 126550, Registered Voters: 150696, Overall Turnout: 83.98%  
50 precincts reported out of 50 total

Page: 48 of 58  
2020-11-20  
08:43:29

**State Measure 107 (Vote for 1)**

Precinct	Ballots Cast	Reg. Voters	Total Votes	Yes	No	Over Votes	Under Votes
Precinct 01	3060	3422	2933	2575 87.79%	358 12.21%	1	126
Precinct 02	3134	3678	2975	2369 79.63%	606 20.37%	1	158
Precinct 03	4160	4528	3968	3542 89.26%	426 10.74%	3	189
Precinct 04	3437	4068	3250	2821 86.80%	429 13.20%	0	187
Precinct 05	4437	5177	4188	3458 82.57%	730 17.43%	0	249
Precinct 06	3165	3987	3003	2506 83.45%	497 16.55%	2	160
Precinct 07	1709	1966	1632	1449 88.79%	183 11.21%	0	77
Precinct 08	645	687	616	502 81.49%	114 18.51%	0	29
Precinct 09	2071	2653	1928	1595 82.73%	333 17.27%	0	143
Precinct 10	1071	1323	1007	700 69.51%	307 30.49%	0	64
Precinct 11	1321	1508	1268	1059 83.52%	209 16.48%	1	52
Precinct 12	2521	2920	2407	1713 71.17%	694 28.83%	0	114
Precinct 13	1180	1382	1131	846 74.80%	285 25.20%	0	49
Precinct 14	1921	2168	1817	1382 76.06%	435 23.94%	1	103
Precinct 15	1292	1430	1243	962 77.39%	281 22.61%	0	49
Precinct 16	1461	1606	1402	1121 79.96%	281 20.04%	1	58
Precinct 17	4093	5724	3778	2810 74.38%	968 25.62%	2	313
Precinct 18	3213	3850	3031	2115 69.78%	916 30.22%	0	182
Precinct 19	1235	1565	1171	811 69.26%	360 30.74%	0	64
Precinct 20	4854	5662	4568	3576 78.28%	992 21.72%	2	284
Precinct 21	1459	1627	1369	984 71.88%	385 28.12%	0	90
Precinct 22	302	340	287	237 82.58%	50 17.42%	0	15
Precinct 23	1167	1683	1113	828 74.39%	285 25.61%	0	54
Precinct 24	931	1199	877	634 72.29%	243 27.71%	0	54
Precinct 25	3875	4837	3637	2983 82.02%	654 17.98%	0	238
Precinct 26	2943	3432	2767	2185 78.97%	582 21.03%	0	176
Precinct 27	2275	2540	2173	1961 90.24%	212 9.76%	1	101
Precinct 28	5505	6960	5167	3837 74.26%	1330 25.74%	0	338
Precinct 29	3712	4625	3457	2515 72.75%	942 27.25%	0	255
Precinct 30	2157	2538	2022	1616 79.92%	406 20.08%	0	135
Precinct 31	3475	3852	3325	2459 73.95%	866 26.05%	1	149
Precinct 32	3178	3956	3004	2564 85.35%	440 14.65%	0	174
Precinct 33	3226	3599	3060	2399 78.40%	661 21.60%	1	165
Precinct 34	3419	4362	3176	2570 80.92%	606 19.08%	1	242
Precinct 35	3210	3422	3061	2586 84.48%	475 15.52%	0	149
Precinct 36	4791	5778	4543	3413 75.13%	1130 24.87%	0	248
Precinct 37	1177	1341	1118	876 78.35%	242 21.65%	0	59
Precinct 38	2914	3532	2736	2175 79.50%	561 20.50%	0	178
Precinct 39	3626	4530	3431	2530 73.74%	901 26.26%	0	195
Precinct 40	1155	1471	1088	756 69.49%	332 30.51%	0	67
Precinct 41	2588	3027	2462	1901 77.21%	561 22.79%	0	126
Precinct 42	3470	4391	3282	2508 76.42%	774 23.58%	0	188
Precinct 43	1807	1992	1711	1313 76.74%	398 23.26%	0	96
Precinct 44	3208	3859	3039	2430 79.96%	609 20.04%	0	169
Precinct 45	1736	1959	1659	1324 79.81%	335 20.19%	0	77
Precinct 46	2160	2675	2028	1674 82.54%	354 17.46%	1	131
Precinct 47	2887	3129	2747	2325 84.64%	422 15.36%	0	140
Precinct 48	1634	1960	1533	1059 69.08%	474 30.92%	0	101
Precinct 49	851	939	823	683 82.99%	140 17.01%	0	28
Precinct 50	1431	1837	1350	978 72.44%	372 27.56%	2	79
Total	126249	150696	119361	94215 78.93%	25146 21.07%	21	6867



I, Nancy Blankenship, Deschutes County Clerk, do hereby certify that the votes recorded on this report correctly summarize the tally of votes cast at the November 3, 2020 General Election.

Dated November 20, 2020

  
Nancy Blankenship  
Deschutes County Clerk

Statement of Votes Cast by Contests, Geography by Choice  
 Deschutes County, November, 2020 General Election, Final Official Results  
 All Precincts, All Districts, All ScanStations, All Contests, All Boxes  
 Total Ballots Cast: 126550, Registered Voters: 150696, Overall Turnout: 83.98%  
 50 precincts reported out of 50 total

Page: 49 of 58  
 2020-11-20  
 08:43:29

**State Measure 108 (Vote for 1)**

Precinct	Ballots Cast	Reg. Voters	Total Votes	Yes		No		Over Votes	Under Votes
Precinct 01	3060	3422	2985	2507	83.99%	478	16.01%	0	75
Precinct 02	3134	3678	3051	2177	71.35%	874	28.65%	0	83
Precinct 03	4160	4528	4072	3578	87.87%	494	12.13%	0	88
Precinct 04	3437	4068	3324	2595	78.07%	729	21.93%	1	112
Precinct 05	4437	5177	4320	3313	76.69%	1007	23.31%	0	117
Precinct 06	3165	3987	3064	2247	73.34%	817	26.66%	1	100
Precinct 07	1709	1966	1664	1374	82.57%	290	17.43%	0	45
Precinct 08	645	687	624	542	86.86%	82	13.14%	0	21
Precinct 09	2071	2653	1990	1391	69.90%	599	30.10%	0	81
Precinct 10	1071	1323	1038	598	57.61%	440	42.39%	0	33
Precinct 11	1321	1508	1286	1033	80.33%	253	19.67%	0	35
Precinct 12	2521	2920	2463	1546	62.77%	917	37.23%	0	58
Precinct 13	1180	1382	1159	829	71.53%	330	28.47%	0	21
Precinct 14	1921	2168	1871	1287	68.79%	584	31.21%	0	50
Precinct 15	1292	1430	1266	913	72.12%	353	27.88%	0	26
Precinct 16	1461	1606	1426	1091	76.51%	335	23.49%	1	34
Precinct 17	4093	5724	3921	2270	57.89%	1651	42.11%	2	170
Precinct 18	3213	3850	3107	1793	57.71%	1314	42.29%	0	106
Precinct 19	1235	1565	1199	696	58.05%	503	41.95%	0	36
Precinct 20	4854	5662	4696	3385	72.08%	1311	27.92%	1	157
Precinct 21	1459	1627	1418	917	64.67%	501	35.33%	0	41
Precinct 22	302	340	297	238	80.13%	59	19.87%	0	5
Precinct 23	1167	1683	1139	577	50.66%	562	49.34%	0	28
Precinct 24	931	1199	901	447	49.61%	454	50.39%	1	29
Precinct 25	3875	4837	3738	2761	73.86%	977	26.14%	0	137
Precinct 26	2943	3432	2846	2035	71.50%	811	28.50%	1	96
Precinct 27	2275	2540	2221	1875	84.42%	346	15.58%	0	54
Precinct 28	5505	6960	5333	3270	61.32%	2063	38.68%	1	171
Precinct 29	3712	4625	3602	2207	61.27%	1395	38.73%	0	110
Precinct 30	2157	2538	2073	1534	74.00%	539	26.00%	0	84
Precinct 31	3475	3852	3392	2283	67.31%	1109	32.69%	0	83
Precinct 32	3178	3956	3063	2213	72.25%	850	27.75%	0	115
Precinct 33	3226	3599	3156	2377	75.32%	779	24.68%	0	70
Precinct 34	3419	4362	3283	2303	70.15%	980	29.85%	0	136
Precinct 35	3210	3422	3142	2598	82.69%	544	17.31%	0	68
Precinct 36	4791	5778	4668	2988	64.01%	1680	35.99%	0	123
Precinct 37	1177	1341	1144	824	72.03%	320	27.97%	0	33
Precinct 38	2914	3532	2794	1864	66.71%	930	33.29%	1	119
Precinct 39	3626	4530	3530	1990	56.37%	1540	43.63%	1	95
Precinct 40	1155	1471	1124	542	48.22%	582	51.78%	0	31
Precinct 41	2588	3027	2528	1671	66.10%	857	33.90%	0	60
Precinct 42	3470	4391	3375	2035	60.30%	1340	39.70%	0	95
Precinct 43	1807	1992	1762	1259	71.45%	503	28.55%	0	45
Precinct 44	3208	3859	3111	2204	70.85%	907	29.15%	1	96
Precinct 45	1736	1959	1697	1219	71.83%	478	28.17%	0	39
Precinct 46	2160	2675	2091	1569	75.04%	522	24.96%	0	69
Precinct 47	2887	3129	2823	2427	85.97%	396	14.03%	0	64
Precinct 48	1634	1960	1583	876	55.34%	707	44.66%	1	50
Precinct 49	851	939	830	660	79.52%	170	20.48%	1	20
Precinct 50	1431	1837	1389	693	49.89%	696	50.11%	0	42
Total	126249	150696	122579	85621	69.85%	36958	30.15%	14	3656

I, Nancy Blankenship, Deschutes County Clerk, do hereby certify that the votes recorded on this report correctly summarize the tally of votes cast at the November 3, 2020 General Election.

Dated November 20, 2020

  
 Nancy Blankenship  
 Deschutes County Clerk



Statement of Votes Cast by Contests, Geography by Choice  
Deschutes County, November, 2020 General Election, Final Official Results  
All Precincts, All Districts, All ScanStations, All Contests, All Boxes  
Total Ballots Cast: 126550, Registered Voters: 150696, Overall Turnout: 83.98%  
50 precincts reported out of 50 total

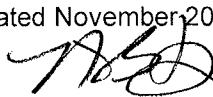
Page: 50 of 58  
2020-11-20  
08:43:29


**State Measure 109 (Vote for 1)**

Precinct	Ballots Cast	Reg. Voters	Total Votes	Yes		No		Over Votes	Under Votes
Precinct 01	3060	3422	2958	2205	74.54%	753	25.46%	0	102
Precinct 02	3134	3678	3009	1583	52.61%	1426	47.39%	2	123
Precinct 03	4160	4528	4012	2722	67.85%	1290	32.15%	1	147
Precinct 04	3437	4068	3294	2375	72.10%	919	27.90%	1	142
Precinct 05	4437	5177	4251	2339	55.02%	1912	44.98%	0	186
Precinct 06	3165	3987	3039	2049	67.42%	990	32.58%	0	126
Precinct 07	1709	1966	1648	1198	72.69%	450	27.31%	0	61
Precinct 08	645	687	618	308	49.84%	310	50.16%	0	27
Precinct 09	2071	2653	1946	1287	66.14%	659	33.86%	0	125
Precinct 10	1071	1323	1029	424	41.21%	605	58.79%	0	42
Precinct 11	1321	1508	1283	783	61.03%	500	38.97%	0	38
Precinct 12	2521	2920	2422	1087	44.88%	1335	55.12%	1	98
Precinct 13	1180	1382	1140	579	50.79%	561	49.21%	0	40
Precinct 14	1921	2168	1847	858	46.45%	989	53.55%	0	74
Precinct 15	1292	1430	1249	575	46.04%	674	53.96%	0	43
Precinct 16	1461	1606	1398	534	38.20%	864	61.80%	1	62
Precinct 17	4093	5724	3856	1901	49.30%	1955	50.70%	0	237
Precinct 18	3213	3850	3091	1122	36.30%	1969	63.70%	0	122
Precinct 19	1235	1565	1176	470	39.97%	706	60.03%	0	59
Precinct 20	4854	5662	4622	2510	54.31%	2112	45.69%	1	231
Precinct 21	1459	1627	1400	584	41.71%	816	58.29%	0	59
Precinct 22	302	340	289	109	37.72%	180	62.28%	0	13
Precinct 23	1167	1683	1107	499	45.08%	608	54.92%	0	60
Precinct 24	931	1199	883	360	40.77%	523	59.23%	0	48
Precinct 25	3875	4837	3693	2304	62.39%	1389	37.61%	0	182
Precinct 26	2943	3432	2791	1600	57.33%	1191	42.67%	0	152
Precinct 27	2275	2540	2188	1658	75.78%	530	24.22%	1	86
Precinct 28	5505	6960	5240	2389	45.59%	2851	54.41%	1	264
Precinct 29	3712	4625	3551	1418	39.93%	2133	60.07%	1	160
Precinct 30	2157	2538	2039	1026	50.32%	1013	49.68%	0	118
Precinct 31	3475	3852	3354	1185	35.33%	2169	64.67%	0	121
Precinct 32	3178	3956	3049	2195	71.99%	854	28.01%	0	129
Precinct 33	3226	3599	3105	1552	49.98%	1553	50.02%	0	121
Precinct 34	3419	4362	3225	1808	56.06%	1417	43.94%	0	194
Precinct 35	3210	3422	3109	1590	51.14%	1519	48.86%	0	101
Precinct 36	4791	5778	4601	1957	42.53%	2644	57.47%	0	190
Precinct 37	1177	1341	1139	615	53.99%	524	46.01%	0	38
Precinct 38	2914	3532	2770	1421	51.30%	1349	48.70%	0	144
Precinct 39	3626	4530	3478	1562	44.91%	1916	55.09%	2	146
Precinct 40	1155	1471	1105	443	40.09%	662	59.91%	0	50
Precinct 41	2588	3027	2488	1199	48.19%	1289	51.81%	0	100
Precinct 42	3470	4391	3324	1864	56.08%	1460	43.92%	1	145
Precinct 43	1807	1992	1740	776	44.60%	964	55.40%	0	67
Precinct 44	3208	3859	3084	1727	56.00%	1357	44.00%	1	123
Precinct 45	1736	1959	1675	818	48.84%	857	51.16%	0	61
Precinct 46	2160	2675	2061	1273	61.77%	788	38.23%	0	99
Precinct 47	2887	3129	2768	1518	54.84%	1250	45.16%	2	117
Precinct 48	1634	1960	1566	514	32.82%	1052	67.18%	0	68
Precinct 49	851	939	828	463	55.92%	365	44.08%	0	23
Precinct 50	1431	1837	1367	505	36.94%	862	63.06%	0	64
<b>Total</b>	<b>126249</b>	<b>150696</b>	<b>120905</b>	<b>63841</b>	<b>52.80%</b>	<b>57064</b>	<b>47.20%</b>	<b>16</b>	<b>5328</b>

I, Nancy Blankenship, Deschutes County Clerk, do hereby certify that the votes recorded on this report correctly summarize the tally of votes cast at the November 3, 2020 General Election.

Dated November 20, 2020

  
Nancy Blankenship  
Deschutes County Clerk



Statement of Votes Cast by Contests, Geography by Choice  
 Deschutes County, November, 2020 General Election, Final Official Results  
 All Precincts, All Districts, All Scan Stations, All Contests, All Boxes  
 Total Ballots Cast: 126550, Registered Voters: 150696, Overall Turnout: 83.98%  
 50 precincts reported out of 50 total

Page: 51 of 58  
 2020-11-20  
 08:43:29


**State Measure 110 (Vote for 1)**

Precinct	Ballots Cast	Reg. Voters	Total Votes	Yes	No	Over Votes	Under Votes
Precinct 01	3060	3422	2932	2221 75.75%	711 24.25%	1	127
Precinct 02	3134	3678	3008	1690 56.18%	1318 43.82%	1	125
Precinct 03	4160	4528	3990	2838 71.13%	1152 28.87%	0	170
Precinct 04	3437	4068	3257	2339 71.81%	918 28.19%	0	180
Precinct 05	4437	5177	4217	2491 59.07%	1726 40.93%	2	218
Precinct 06	3165	3987	3030	2050 67.66%	980 32.34%	0	135
Precinct 07	1709	1966	1643	1215 73.95%	428 26.05%	0	66
Precinct 08	645	687	619	333 53.80%	286 46.20%	0	26
Precinct 09	2071	2653	1935	1307 67.55%	628 32.45%	0	136
Precinct 10	1071	1323	1026	441 42.98%	585 57.02%	0	45
Precinct 11	1321	1508	1273	782 61.43%	491 38.57%	1	47
Precinct 12	2521	2920	2417	1115 46.13%	1302 53.87%	1	103
Precinct 13	1180	1382	1128	616 54.61%	512 45.39%	1	51
Precinct 14	1921	2168	1846	873 47.29%	973 52.71%	0	75
Precinct 15	1292	1430	1241	636 51.25%	605 48.75%	0	51
Precinct 16	1461	1606	1398	728 52.07%	670 47.93%	0	63
Precinct 17	4093	5724	3819	2094 54.83%	1725 45.17%	0	274
Precinct 18	3213	3850	3063	1212 39.57%	1851 60.43%	1	149
Precinct 19	1235	1565	1168	543 46.49%	625 53.51%	0	67
Precinct 20	4854	5662	4609	2701 58.60%	1908 41.40%	0	245
Precinct 21	1459	1627	1385	601 43.39%	784 56.61%	0	74
Precinct 22	302	340	289	160 55.36%	129 44.64%	0	13
Precinct 23	1167	1683	1117	522 46.73%	595 53.27%	0	50
Precinct 24	931	1199	875	361 41.26%	514 58.74%	0	56
Precinct 25	3875	4837	3692	2356 63.81%	1336 36.19%	1	182
Precinct 26	2943	3432	2796	1707 61.05%	1089 38.95%	4	143
Precinct 27	2275	2540	2173	1648 75.84%	525 24.16%	0	102
Precinct 28	5505	6960	5223	2627 50.30%	2596 49.70%	2	280
Precinct 29	3712	4625	3539	1515 42.81%	2024 57.19%	0	173
Precinct 30	2157	2538	2038	1189 58.34%	849 41.66%	0	119
Precinct 31	3475	3852	3338	1393 41.73%	1945 58.27%	1	136
Precinct 32	3178	3956	3029	2150 70.98%	879 29.02%	1	148
Precinct 33	3226	3599	3088	1643 53.21%	1445 46.79%	0	138
Precinct 34	3419	4362	3209	1970 61.39%	1239 38.61%	0	210
Precinct 35	3210	3422	3088	1774 57.45%	1314 42.55%	1	121
Precinct 36	4791	5778	4589	2165 47.18%	2424 52.82%	1	201
Precinct 37	1177	1341	1132	593 52.39%	539 47.61%	0	45
Precinct 38	2914	3532	2759	1526 55.31%	1233 44.69%	1	154
Precinct 39	3626	4530	3461	1548 44.73%	1913 55.27%	0	165
Precinct 40	1155	1471	1107	488 44.08%	619 55.92%	0	48
Precinct 41	2588	3027	2489	1255 50.42%	1234 49.58%	0	99
Precinct 42	3470	4391	3322	1741 52.41%	1581 47.59%	0	148
Precinct 43	1807	1992	1729	802 46.39%	927 53.61%	0	78
Precinct 44	3208	3859	3064	1815 59.24%	1249 40.76%	0	144
Precinct 45	1736	1959	1649	864 52.40%	785 47.60%	0	87
Precinct 46	2160	2675	2048	1332 65.04%	716 34.96%	0	112
Precinct 47	2887	3129	2760	1681 60.91%	1079 39.09%	0	127
Precinct 48	1634	1960	1557	605 38.86%	952 61.14%	0	77
Precinct 49	851	939	820	493 60.12%	327 39.88%	1	30
Precinct 50	1431	1837	1347	547 40.61%	800 59.39%	1	83
Total	126249	150696	120331	67296 55.93%	53035 44.07%	22	5896

I, Nancy Blankenship, Deschutes County Clerk, do hereby certify that the votes recorded on this report correctly summarize the tally of votes cast at the November 3, 2020 General Election.

Dated November 20, 2020

Nancy Blankenship  
 Deschutes County Clerk



Statement of Votes Cast by Contests, Geography by Choice  
 Deschutes County, November, 2020 General Election, Final Official Results  
 All Precincts, All Districts, All Scan Stations, All Contests, All Boxes  
 Total Ballots Cast: 126550, Registered Voters: 150696, Overall Turnout: 83.98%  
 50 precincts reported out of 50 total

Page: 52 of 58  
 2020-11-20  
 08:43:29

**9-134, Deschutes County (Vote for 1)**

Precinct	Ballots Cast	Reg. Voters	Total Votes	Yes	No	Over Votes	Under Votes
Precinct 01	3060	3422	2921	1520 52.04%	1401 47.96%	0	139
Precinct 02	3134	3678	2998	1201 40.06%	1797 59.94%	1	135
Precinct 03	4160	4528	3941	1765 44.79%	2176 55.21%	1	218
Precinct 04	3437	4068	3252	1760 54.12%	1492 45.88%	1	184
Precinct 05	4437	5177	4212	1766 41.93%	2446 58.07%	0	225
Precinct 06	3165	3987	3007	1617 53.77%	1390 46.23%	1	157
Precinct 07	1709	1966	1624	867 53.39%	757 46.61%	1	84
Precinct 08	645	687	614	200 32.57%	414 67.43%	0	31
Precinct 09	2071	2653	1942	1066 54.89%	876 45.11%	0	129
Precinct 10	1071	1323	1034	302 29.21%	732 70.79%	0	37
Precinct 11	1321	1508	1265	537 42.45%	728 57.55%	1	55
Precinct 12	2521	2920	2443	802 32.83%	1641 67.17%	0	78
Precinct 13	1180	1382	1146	392 34.21%	754 65.79%	0	34
Precinct 14	1921	2168	1866	586 31.40%	1280 68.60%	0	55
Precinct 15	1292	1430	1239	406 32.77%	833 67.23%	0	53
Precinct 16	1461	1606	1392	418 30.03%	974 69.97%	0	69
Precinct 17	4093	5724	3861	2005 51.93%	1856 48.07%	0	232
Precinct 18	3213	3850	3087	1091 35.34%	1996 64.66%	0	126
Precinct 19	1235	1565	1186	446 37.61%	740 62.39%	0	49
Precinct 20	4854	5662	4622	1994 43.14%	2628 56.86%	0	232
Precinct 21	1459	1627	1390	408 29.35%	982 70.65%	0	69
Precinct 22	302	340	286	94 32.87%	192 67.13%	0	16
Precinct 23	1167	1683	1114	495 44.43%	619 55.57%	0	53
Precinct 24	931	1199	896	365 40.74%	531 59.26%	0	35
Precinct 25	3875	4837	3668	1794 48.91%	1874 51.09%	1	206
Precinct 26	2943	3432	2782	1220 43.85%	1562 56.15%	1	160
Precinct 27	2275	2540	2155	1217 56.47%	938 43.53%	0	120
Precinct 28	5505	6960	5269	2453 46.56%	2816 53.44%	2	234
Precinct 29	3712	4625	3547	1411 39.78%	2136 60.22%	0	165
Precinct 30	2157	2538	2030	795 39.16%	1235 60.84%	0	127
Precinct 31	3475	3852	3362	998 29.68%	2364 70.32%	0	113
Precinct 32	3178	3956	3024	1723 56.98%	1301 43.02%	0	154
Precinct 33	3226	3599	3092	1133 36.64%	1959 63.36%	0	134
Precinct 34	3419	4362	3221	1461 45.36%	1760 54.64%	0	198
Precinct 35	3210	3422	3080	1056 34.29%	2024 65.71%	0	130
Precinct 36	4791	5778	4608	1894 41.10%	2714 58.90%	0	183
Precinct 37	1177	1341	1140	397 34.82%	743 65.18%	0	37
Precinct 38	2914	3532	2766	1181 42.70%	1585 57.30%	0	148
Precinct 39	3626	4530	3493	1465 41.94%	2028 58.06%	1	132
Precinct 40	1155	1471	1110	496 44.68%	614 55.32%	0	45
Precinct 41	2588	3027	2491	958 38.46%	1533 61.54%	0	97
Precinct 42	3470	4391	3314	1536 46.35%	1778 53.65%	0	156
Precinct 43	1807	1992	1727	483 27.97%	1244 72.03%	0	80
Precinct 44	3208	3859	3073	1359 44.22%	1714 55.78%	2	133
Precinct 45	1736	1959	1668	561 33.63%	1107 66.37%	0	68
Precinct 46	2160	2675	2035	945 46.44%	1090 53.56%	1	124
Precinct 47	2887	3129	2753	1001 36.36%	1752 63.64%	0	134
Precinct 48	1634	1960	1572	559 35.56%	1013 64.44%	0	62
Precinct 49	851	939	820	304 37.07%	516 62.93%	0	31
Precinct 50	1431	1837	1372	535 38.99%	837 61.01%	0	59
Total	126249	150696	120510	51038 42.35%	69472 57.65%	14	5725

I, Nancy Blankenship, Deschutes County Clerk, do hereby certify that the votes recorded on this report correctly summarize the tally of votes cast at the November 3, 2020 General Election.

Dated November 20, 2020

Nancy Blankenship  
 Deschutes County Clerk



Statement of Votes Cast by Contests, Geography by Choice  
Deschutes County, November, 2020 General Election, Final Official Results  
All Precincts, All Districts, All Scan Stations, All Contests, All Boxes  
Total Ballots Cast: 126550, Registered Voters: 150696, Overall Turnout: 83.98%  
50 precincts reported out of 50 total

Page: 53 of 58  
2020-11-20  
08:43:29


**9-135, City of Bend (Vote for 1)**

Precinct	Ballots Cast	Reg. Voters	Total Votes	Yes	No	Over Votes	Under Votes
Precinct 01	3060	3422	2932	1985 67.70%	947 32.30%	1	127
Precinct 02	3134	3678	2995	1537 51.32%	1458 48.68%	1	138
Precinct 03	4160	4528	4009	2766 68.99%	1243 31.01%	1	150
Precinct 04	3437	4068	3248	2078 63.98%	1170 36.02%	0	189
Precinct 05	4437	5177	4226	2362 55.89%	1864 44.11%	0	211
Precinct 06	3165	3987	3001	1708 56.91%	1293 43.09%	1	163
Precinct 07	1709	1966	1631	1038 63.64%	593 36.36%	0	78
Precinct 09	2071	2653	1941	1166 60.07%	775 39.93%	1	129
Precinct 11	1321	1508	1268	782 61.67%	486 38.33%	1	52
Precinct 20	4854	5662	4605	2382 51.73%	2223 48.27%	0	249
Precinct 25	3875	4837	3642	2110 57.94%	1532 42.06%	1	232
Precinct 26	2943	3432	2785	1367 49.08%	1418 50.92%	1	157
Precinct 27	2275	2540	2158	1431 66.31%	727 33.69%	0	117
Precinct 32	3178	3956	3003	1800 59.94%	1203 40.06%	1	174
Precinct 33	3226	3599	3109	1651 53.10%	1458 46.90%	0	117
Precinct 34	3419	4362	3174	1729 54.47%	1445 45.53%	0	245
Precinct 35	3210	3422	3105	1807 58.20%	1298 41.80%	0	105
Precinct 44	3208	3859	3062	1556 50.82%	1506 49.18%	0	146
Precinct 46	2160	2675	2043	1144 56.00%	899 44.00%	0	117
Precinct 47	2887	3129	2770	1760 63.54%	1010 36.46%	0	117
Total	61729	72460	58707	34159 58.19%	24548 41.81%	9	3013



I, Nancy Blankenship, Deschutes County Clerk, do hereby certify that the votes recorded on this report correctly summarize the tally of votes cast at the November 3, 2020 General Election.

Dated November 20, 2020


  
Nancy Blankenship  
Deschutes County Clerk

Statement of Votes Cast by Contests, Geography by Choice  
Deschutes County, November, 2020 General Election, Final Official Results  
All Precincts, All Districts, All Scan Stations, All Contests, All Boxes  
Total Ballots Cast: 126550, Registered Voters: 150696, Overall Turnout: 83.98%  
50 precincts reported out of 50 total

Page: 54 of 58  
2020-11-20  
08:43:29

**9-140, Redmond School District #2J (Vote for 1)**

Precinct	Ballots Cast	Reg. Voters	Total Votes	Yes	No	Over Votes	Under Votes
Precinct 10	698	888	665	298 44.81%	367 55.19%	1	32
Precinct 12	12	14	12	1 8.33%	11 91.67%	0	0
Precinct 13	1063	1249	1013	608 60.02%	405 39.98%	0	50
Precinct 14	144	175	141	87 61.70%	54 38.30%	0	3
Precinct 17	4093	5724	3851	2408 62.53%	1443 37.47%	0	242
Precinct 18	3205	3842	3071	1532 49.89%	1539 50.11%	0	134
Precinct 19	1235	1565	1171	594 50.73%	577 49.27%	0	64
Precinct 28	5505	6960	5259	3432 65.26%	1827 34.74%	0	246
Precinct 29	3712	4625	3579	2143 59.88%	1436 40.12%	0	133
Precinct 31	3475	3852	3364	1921 57.10%	1443 42.90%	0	111
Precinct 36	4791	5778	4633	2921 63.05%	1712 36.95%	1	157
Precinct 37	697	763	667	378 56.67%	289 43.33%	0	30
Precinct 41	1874	2189	1788	994 55.59%	794 44.41%	0	86
Precinct 48	1634	1960	1573	774 49.21%	799 50.79%	0	61
Precinct 49	31	34	29	22 75.86%	7 24.14%	0	2
Total	32169	39618	30816	18113 58.78%	12703 41.22%	2	1351



I, Nancy Blankenship, Deschutes County Clerk, do hereby  
certify that the votes recorded on this report correctly  
summarize the tally of votes cast at the November 3, 2020  
General Election.

Dated November 20, 2020

  
Nancy Blankenship  
Deschutes County Clerk

Statement of Votes Cast by Contests, Geography by Choice  
 Deschutes County, November, 2020 General Election, Final Official Results  
 All Precincts, All Districts, All Scan Stations, All Contests, All Boxes  
 Total Ballots Cast: 126550, Registered Voters: 150696, Overall Turnout: 83.98%  
 50 precincts reported out of 50 total

Page: 55 of 58  
 2020-11-20  
 08:43:29

**9-139, Deschutes Public Library District (Vote for 1)**

Precinct	Ballots Cast	Reg. Voters	Total Votes	Yes	No	Over Votes	Under Votes
Precinct 01	3060	3422	2946	1962 66.60%	984 33.40%	2	112
Precinct 02	3134	3678	3018	1500 49.70%	1518 50.30%	0	116
Precinct 03	4160	4528	4027	2589 64.29%	1438 35.71%	1	132
Precinct 04	3437	4068	3274	2066 63.10%	1208 36.90%	0	163
Precinct 05	4437	5177	4257	2254 52.95%	2003 47.05%	0	180
Precinct 06	3165	3987	3036	1864 61.40%	1172 38.60%	1	128
Precinct 07	1709	1966	1640	1075 65.55%	565 34.45%	0	69
Precinct 08	645	687	617	333 53.97%	284 46.03%	0	28
Precinct 09	2071	2653	1953	1213 62.11%	740 37.89%	0	118
Precinct 10	1071	1323	1025	397 38.73%	628 61.27%	0	46
Precinct 11	1321	1508	1285	763 59.38%	522 40.62%	0	36
Precinct 12	2521	2920	2438	1048 42.99%	1390 57.01%	1	82
Precinct 13	1180	1382	1142	573 50.18%	569 49.82%	0	38
Precinct 14	1921	2168	1856	883 47.58%	973 52.42%	0	65
Precinct 15	1292	1430	1257	628 49.96%	629 50.04%	0	35
Precinct 16	1461	1606	1409	809 57.42%	600 42.58%	1	51
Precinct 17	4093	5724	3843	2091 54.41%	1752 45.59%	0	250
Precinct 18	3213	3850	3071	1191 38.78%	1880 61.22%	1	141
Precinct 19	1235	1565	1174	478 40.72%	696 59.28%	0	61
Precinct 20	4854	5662	4645	2512 54.08%	2133 45.92%	0	209
Precinct 21	1459	1627	1398	556 39.77%	842 60.23%	0	61
Precinct 22	302	340	290	191 65.86%	99 34.14%	0	12
Precinct 23	1167	1683	1114	507 45.51%	607 54.49%	0	53
Precinct 24	931	1199	889	348 39.15%	541 60.85%	0	42
Precinct 25	3875	4837	3673	2096 57.07%	1577 42.93%	1	201
Precinct 26	2943	3432	2792	1472 52.72%	1320 47.28%	1	150
Precinct 27	2275	2540	2174	1507 69.32%	667 30.68%	0	101
Precinct 28	5505	6960	5258	2793 53.12%	2465 46.88%	0	247
Precinct 29	3712	4625	3547	1608 45.33%	1939 54.67%	0	165
Precinct 30	2157	2538	2035	1217 59.80%	818 40.20%	0	122
Precinct 31	3475	3852	3369	1509 44.79%	1860 55.21%	0	106
Precinct 32	3178	3956	3033	1911 63.01%	1122 36.99%	0	145
Precinct 33	3226	3599	3117	1492 47.87%	1625 52.13%	0	109
Precinct 34	3419	4362	3220	1936 60.12%	1284 39.88%	0	199
Precinct 35	3210	3422	3120	1660 53.21%	1460 46.79%	0	90
Precinct 36	4791	5778	4618	2303 49.87%	2315 50.13%	1	172
Precinct 37	1177	1341	1142	593 51.93%	549 48.07%	0	35
Precinct 38	2914	3532	2777	1433 51.60%	1344 48.40%	1	136
Precinct 39	3626	4530	3478	1415 40.68%	2063 59.32%	1	147
Precinct 40	1155	1471	1103	398 36.08%	705 63.92%	0	52
Precinct 41	2588	3027	2494	1191 47.75%	1303 52.25%	0	94
Precinct 42	3470	4391	3321	1543 46.46%	1778 53.54%	1	148
Precinct 43	1807	1992	1736	768 44.24%	968 55.76%	0	71
Precinct 44	3208	3859	3081	1543 50.08%	1538 49.92%	1	126
Precinct 45	1736	1959	1681	882 52.47%	799 47.53%	0	55
Precinct 46	2160	2675	2055	1181 57.47%	874 42.53%	0	105
Precinct 47	2887	3129	2791	1571 56.29%	1220 43.71%	0	96
Precinct 48	1634	1960	1567	579 36.95%	988 63.05%	0	67
Precinct 49	851	939	822	493 59.98%	329 40.02%	0	29
Precinct 50	1431	1837	1368	488 35.67%	880 64.33%	0	63
Total	126249	150696	120976	63413 52.42%	57563 47.58%	14	5259

I, Nancy Blankenship, Deschutes County Clerk, do hereby certify that the votes recorded on this report correctly summarize the tally of votes cast at the November 3, 2020 General Election.

Dated November 20, 2020

Nancy Blankenship  
 Deschutes County Clerk

Statement of Votes Cast by Contests, Geography by Choice  
Deschutes County, November, 2020 General Election, Final Official Results  
All Precincts, All Districts, All ScanStations, All Contests, All Boxes  
Total Ballots Cast: 126550, Registered Voters: 150696, Overall Turnout: 83.98%  
50 precincts reported out of 50 total

Page: 56 of 58  
2020-11-20  
08:43:29

**9-136, Two Rivers Special Road District (Vote for 1)**

Precinct	Ballots Cast	Reg. Voters	Total Votes	Yes	No	Over Votes	Under Votes
Precinct 39	128	181	125	50 40.00%	75 60.00%	0	3
Total	128	181	125	50 40.00%	75 60.00%	0	3



I, Nancy Blankenship, Deschutes County Clerk, do hereby certify that the votes recorded on this report correctly summarize the tally of votes cast at the November 3, 2020 General Election.

Dated November 20, 2020

  
Nancy Blankenship  
Deschutes County Clerk

Statement of Votes Cast by Contests, Geography by Choice  
Deschutes County, November, 2020 General Election, Final Official Results  
All Precincts, All Districts, All ScanStations, All Contests, All Boxes  
Total Ballots Cast: 126550, Registered Voters: 150696, Overall Turnout: 83.98%  
50 precincts reported out of 50 total

Page: 57 of 58  
2020-11-20  
08:43:29


**9-137, West La Pine Livestock District Annex Petition #1 (Vote for 1)**

Precinct	Ballots Cast	Reg. Voters	Total Votes	Yes	No	Over Votes	Under Votes
Precinct 24	62	70	59	21 35.59%	38 64.41%	0	3
Total	62	70	59	21 35.59%	38 64.41%	0	3



I, Nancy Blankenship, Deschutes County Clerk, do hereby certify that the votes recorded on this report correctly summarize the tally of votes cast at the November 3, 2020 General Election.

Dated November 20, 2020

  
Nancy Blankenship  
Deschutes County Clerk

Statement of Votes Cast by Contests, Geography by Choice  
Deschutes County, November, 2020 General Election, Final Official Results  
All Precincts, All Districts, All ScanStations, All Contests, All Boxes  
Total Ballots Cast: 126550, Registered Voters: 150696, Overall Turnout: 83.98%  
50 precincts reported out of 50 total

Page: 58 of 58  
2020-11-20  
08:43:29

**9-138, West La Pine Livestock District Annex Petition #2 (Vote for 1)**

Precinct	Ballots Cast	Reg. Voters	Total Votes	Yes	No	Over Votes	Under Votes
Precinct 24	94	123	86	36 41.86%	50 58.14%	0	8
Total	94	123	86	36 41.86%	50 58.14%	0	8



I, Nancy Blankenship, Deschutes County Clerk, do hereby certify that the votes recorded on this report correctly summarize the tally of votes cast at the November 3, 2020 General Election.

Dated November 20, 2020

Nancy Blankenship  
Deschutes County Clerk