

Statement of Votes Cast by Contests, Geography by Choice
 Deschutes County, May 19, 2020 Primary Election, Final Official Results
 All Precincts, All Districts, All ScanStations, All Contests, All Boxes
 Total Ballots Cast: 63299, Registered Voters: 142050, Overall Turnout: 44.56%
 50 precincts reported out of 50 total

Page: 1 of 47
 2020-06-08
 10:52:19

President (DEM) (Vote for 1)

Precinct	Ballots Cast	Reg. Voters	Total Votes	Joseph R Biden		Bernie Sanders		Elizabeth Warren		Tulsi Gabbard	
Precinct 01	1051	1514	1037	728	70.20%	197	19.00%	94	9.06%	5	0.48%
Precinct 02	683	1070	667	527	79.01%	90	13.49%	35	5.25%	8	1.20%
Precinct 03	1444	2025	1421	1085	76.35%	186	13.09%	129	9.08%	13	0.91%
Precinct 04	1032	1585	1011	660	65.28%	225	22.26%	104	10.29%	10	0.99%
Precinct 05	1095	1672	1081	832	76.97%	148	13.69%	76	7.03%	16	1.48%
Precinct 06	707	1246	696	464	66.67%	147	21.12%	70	10.06%	8	1.15%
Precinct 07	594	874	586	430	73.38%	97	16.55%	45	7.68%	8	1.37%
Precinct 08	161	211	158	137	86.71%	10	6.33%	8	5.06%	0	0.00%
Precinct 09	437	793	424	275	64.86%	118	27.83%	24	5.66%	4	0.94%
Precinct 10	127	221	122	80	65.57%	25	20.49%	6	4.92%	5	4.10%
Precinct 11	345	485	343	255	74.34%	52	15.16%	29	8.45%	2	0.58%
Precinct 12	462	731	451	349	77.38%	63	13.97%	23	5.10%	6	1.33%
Precinct 13	269	416	261	196	75.10%	37	14.18%	22	8.43%	3	1.15%
Precinct 14	349	562	340	274	80.59%	41	12.06%	15	4.41%	3	0.88%
Precinct 15	332	430	330	275	83.33%	25	7.58%	25	7.58%	3	0.91%
Precinct 16	406	514	396	354	89.39%	20	5.05%	13	3.28%	3	0.76%
Precinct 17	687	1306	666	436	65.47%	148	22.22%	53	7.96%	12	1.80%
Precinct 18	508	798	475	340	71.58%	68	14.32%	34	7.16%	11	2.32%
Precinct 19	157	294	154	121	78.57%	14	9.09%	8	5.19%	3	1.95%
Precinct 20	925	1594	903	650	71.98%	164	18.16%	69	7.64%	10	1.11%
Precinct 21	253	410	248	188	75.81%	31	12.50%	19	7.66%	8	3.23%
Precinct 22	73	95	73	66	90.41%	3	4.11%	3	4.11%	1	1.37%
Precinct 23	140	274	133	97	72.93%	16	12.03%	9	6.77%	2	1.50%
Precinct 24	120	210	111	81	72.97%	14	12.61%	5	4.50%	1	0.90%
Precinct 25	787	1403	771	553	71.73%	140	18.16%	65	8.43%	6	0.78%
Precinct 26	643	1028	635	458	72.13%	109	17.17%	53	8.35%	8	1.26%
Precinct 27	748	1088	741	533	71.93%	128	17.27%	67	9.04%	5	0.67%
Precinct 28	788	1487	765	547	71.50%	132	17.25%	50	6.54%	10	1.31%
Precinct 29	586	985	561	431	76.83%	60	10.70%	43	7.66%	16	2.85%
Precinct 30	553	768	541	425	78.56%	68	12.57%	35	6.47%	7	1.29%
Precinct 31	712	941	694	609	87.75%	35	5.04%	22	3.17%	10	1.44%
Precinct 32	789	1394	773	488	63.13%	171	22.12%	95	12.29%	5	0.65%
Precinct 33	771	1128	763	593	77.72%	92	12.06%	60	7.86%	7	0.92%
Precinct 34	710	1251	690	471	68.26%	147	21.30%	43	6.23%	15	2.17%
Precinct 35	936	1204	920	784	85.22%	79	8.59%	41	4.46%	9	0.98%
Precinct 36	745	1241	721	546	75.73%	105	14.56%	50	6.93%	9	1.25%
Precinct 37	290	407	285	223	78.25%	27	9.47%	26	9.12%	3	1.05%
Precinct 38	595	940	581	465	80.03%	75	12.91%	23	3.96%	11	1.89%
Precinct 39	578	964	554	433	78.16%	71	12.82%	24	4.33%	9	1.62%
Precinct 40	178	301	166	132	79.52%	13	7.83%	10	6.02%	8	4.82%
Precinct 41	524	839	509	386	75.83%	62	12.18%	33	6.48%	7	1.38%
Precinct 42	579	1063	565	365	64.60%	120	21.24%	44	7.79%	23	4.07%
Precinct 43	401	518	386	317	82.12%	29	7.51%	25	6.48%	5	1.30%
Precinct 44	753	1192	738	537	72.76%	124	16.80%	54	7.32%	11	1.49%
Precinct 45	424	598	416	353	84.86%	32	7.69%	19	4.57%	5	1.20%
Precinct 46	522	847	510	345	67.65%	113	22.16%	43	8.43%	3	0.59%
Precinct 47	808	1148	797	671	84.19%	68	8.53%	46	5.77%	3	0.38%
Precinct 48	218	366	212	162	76.42%	27	12.74%	5	2.36%	6	2.83%
Precinct 49	230	328	226	180	79.65%	28	12.39%	12	5.31%	5	2.21%
Precinct 50	205	346	196	136	69.39%	32	16.33%	9	4.59%	9	4.59%
Total	27430	43105	26803	20043	74.78%	4026	15.02%	1915	7.14%	360	1.34%

Statement of Votes Cast by Contests, Geography by Choice
Deschutes County, May 19, 2020 Primary Election, Final Official Results
All Precincts, All Districts, All ScanStations, All Contests, All Boxes
Total Ballots Cast: 63299, Registered Voters: 142050, Overall Turnout: 44.56%
50 precincts reported out of 50 total

Page: 2 of 47
2020-06-08
10:52:19

President (DEM) (Vote for 1)

Precinct	Ballots Cast	Reg. Voters	Total Votes	Write-in		Over Votes	Under Votes
Precinct 01	1051	1514	1037	13	1.25%	0	14
Precinct 02	683	1070	667	7	1.05%	0	16
Precinct 03	1444	2025	1421	8	0.56%	0	23
Precinct 04	1032	1585	1011	12	1.19%	0	21
Precinct 05	1095	1672	1081	9	0.83%	0	14
Precinct 06	707	1246	696	7	1.01%	0	11
Precinct 07	594	874	586	6	1.02%	0	8
Precinct 08	161	211	158	3	1.90%	0	3
Precinct 09	437	793	424	3	0.71%	0	13
Precinct 10	127	221	122	6	4.92%	0	5
Precinct 11	345	485	343	5	1.46%	0	2
Precinct 12	462	731	451	10	2.22%	0	11
Precinct 13	269	416	261	3	1.15%	0	8
Precinct 14	349	562	340	7	2.06%	0	9
Precinct 15	332	430	330	2	0.61%	0	2
Precinct 16	406	514	396	6	1.52%	0	10
Precinct 17	687	1306	666	17	2.55%	0	21
Precinct 18	508	798	475	22	4.63%	0	33
Precinct 19	157	294	154	8	5.19%	0	3
Precinct 20	925	1594	903	10	1.11%	0	22
Precinct 21	253	410	248	2	0.81%	0	5
Precinct 22	73	95	73	0	0.00%	0	0
Precinct 23	140	274	133	9	6.77%	0	7
Precinct 24	120	210	111	10	9.01%	0	9
Precinct 25	787	1403	771	7	0.91%	0	16
Precinct 26	643	1028	635	7	1.10%	0	8
Precinct 27	748	1088	741	8	1.08%	0	7
Precinct 28	788	1487	765	26	3.40%	0	23
Precinct 29	586	985	561	11	1.96%	0	25
Precinct 30	553	768	541	6	1.11%	0	12
Precinct 31	712	941	694	18	2.59%	0	18
Precinct 32	789	1394	773	14	1.81%	0	16
Precinct 33	771	1128	763	11	1.44%	0	8
Precinct 34	710	1251	690	14	2.03%	0	20
Precinct 35	936	1204	920	7	0.76%	0	16
Precinct 36	745	1241	721	11	1.53%	0	24
Precinct 37	290	407	285	6	2.11%	0	5
Precinct 38	595	940	581	7	1.20%	0	14
Precinct 39	578	964	554	17	3.07%	0	24
Precinct 40	178	301	166	3	1.81%	0	12
Precinct 41	524	839	509	21	4.13%	1	14
Precinct 42	579	1063	565	13	2.30%	0	14
Precinct 43	401	518	386	10	2.59%	0	15
Precinct 44	753	1192	738	12	1.63%	0	15
Precinct 45	424	598	416	7	1.68%	0	8
Precinct 46	522	847	510	6	1.18%	0	12
Precinct 47	808	1148	797	9	1.13%	0	11
Precinct 48	218	366	212	12	5.66%	1	5
Precinct 49	230	328	226	1	0.44%	0	4
Precinct 50	205	346	196	10	5.10%	0	9
Total	27430	43105	26803	459	1.71%	2	625

I, Nancy Blankenship, Deschutes County Clerk, do hereby certify that the votes recorded on this report correctly summarize the tally of votes cast at the May 19, 2020 Primary Election.

Dated this 8th day of June, 2020.


Nancy Blankenship
Deschutes County Clerk



Statement of Votes Cast by Contests, Geography by Choice
Deschutes County, May 19, 2020 Primary Election, Final Official Results
All Precincts, All Districts, All ScanStations, All Contests, All Boxes
Total Ballots Cast: 63299, Registered Voters: 142050, Overall Turnout: 44.56%
50 precincts reported out of 50 total

Page: 3 of 47
2020-06-08
10:52:19

President (REP) (Vote for 1)

Precinct	Ballots Cast	Reg. Voters	Total Votes	Donald J Trump		Write-in		Over Votes	Under Votes
Precinct 01	294	481	241	210	87.14%	31	12.86%	0	53
Precinct 02	718	1110	628	600	95.54%	28	4.46%	0	90
Precinct 03	399	642	332	290	87.35%	42	12.65%	0	67
Precinct 04	348	641	310	272	87.74%	38	12.26%	0	38
Precinct 05	739	1251	651	603	92.63%	48	7.37%	0	88
Precinct 06	389	794	353	332	94.05%	21	5.95%	0	36
Precinct 07	168	298	132	111	84.09%	21	15.91%	0	36
Precinct 08	120	188	94	82	87.23%	12	12.77%	0	26
Precinct 09	270	505	240	234	97.50%	6	2.50%	0	30
Precinct 10	285	511	272	263	96.69%	9	3.31%	0	13
Precinct 11	187	353	163	145	88.96%	18	11.04%	0	24
Precinct 12	718	1144	635	600	94.49%	35	5.51%	0	83
Precinct 13	283	464	263	250	95.06%	13	4.94%	0	20
Precinct 14	550	815	507	480	94.67%	27	5.33%	0	43
Precinct 15	321	475	286	266	93.01%	20	6.99%	0	35
Precinct 16	426	571	362	323	89.23%	39	10.77%	0	64
Precinct 17	820	1491	762	730	95.80%	32	4.20%	0	58
Precinct 18	1037	1560	986	959	97.26%	27	2.74%	0	51
Precinct 19	316	551	291	271	93.13%	20	6.87%	0	25
Precinct 20	842	1486	749	707	94.39%	42	5.61%	0	93
Precinct 21	457	659	420	391	93.10%	29	6.90%	0	37
Precinct 22	85	124	64	61	95.31%	3	4.69%	0	21
Precinct 23	280	460	264	260	98.48%	4	1.52%	0	16
Precinct 24	284	418	262	256	97.71%	6	2.29%	0	22
Precinct 25	490	975	444	416	93.69%	28	6.31%	0	46
Precinct 26	427	836	389	367	94.34%	22	5.66%	0	38
Precinct 27	178	314	158	136	86.08%	22	13.92%	0	20
Precinct 28	1134	2031	1050	1007	95.90%	43	4.10%	0	84
Precinct 29	993	1609	917	892	97.27%	25	2.73%	0	76
Precinct 30	404	673	362	343	94.75%	19	5.25%	0	42
Precinct 31	1169	1644	1038	983	94.70%	55	5.30%	0	131
Precinct 32	347	622	308	293	95.13%	15	4.87%	0	39
Precinct 33	766	1151	669	646	96.56%	23	3.44%	0	97
Precinct 34	538	991	489	457	93.46%	32	6.54%	0	49
Precinct 35	709	1002	605	528	87.27%	77	12.73%	0	104
Precinct 36	1170	1888	1053	1004	95.35%	49	4.65%	1	116
Precinct 37	279	430	250	237	94.80%	13	5.20%	0	29
Precinct 38	598	1023	552	526	95.29%	26	4.71%	0	46
Precinct 39	908	1448	848	829	97.76%	19	2.24%	0	60
Precinct 40	320	514	303	294	97.03%	9	2.97%	0	17
Precinct 41	616	1007	558	534	95.70%	24	4.30%	0	58
Precinct 42	742	1215	696	676	97.13%	20	2.87%	0	46
Precinct 43	528	761	485	462	95.26%	23	4.74%	0	43
Precinct 44	615	1007	550	523	95.09%	27	4.91%	0	65
Precinct 45	421	644	367	341	92.92%	26	7.08%	0	54
Precinct 46	368	628	326	305	93.56%	21	6.44%	0	42
Precinct 47	555	848	448	389	86.83%	59	13.17%	0	107
Precinct 48	554	801	523	509	97.32%	14	2.68%	0	31
Precinct 49	200	266	183	165	90.16%	18	9.84%	0	17
Precinct 50	445	661	421	406	96.44%	15	3.56%	0	24
Total	25810	41981	23259	21964	94.43%	1295	5.57%	1	2550

I, Nancy Blankenship, Deschutes County Clerk, do hereby certify that the votes recorded on this report correctly summarize the tally of votes cast at the May 19, 2020 Primary Election.

Dated this 8th day of June, 2020.


Nancy Blankenship
Deschutes County Clerk

SEAL

Statement of Votes Cast by Contests, Geography by Choice
Deschutes County, May 19, 2020 Primary Election, Final Official Results
All Precincts, All Districts, All ScanStations, All Contests, All Boxes
Total Ballots Cast: 63299, Registered Voters: 142050, Overall Turnout: 44.56%
50 precincts reported out of 50 total

Page: 4 of 47
2020-06-08
10:52:19

US Senator (DEM) (Vote for 1)

Precinct	Ballots Cast	Reg. Voters	Total Votes	Jeff Merkley	Write-in	Over Votes	Under Votes
Precinct 01	1051	1514	939	932 99.25%	7 0.75%	0	112
Precinct 02	683	1070	630	624 99.05%	6 0.95%	0	53
Precinct 03	1444	2025	1315	1313 99.85%	2 0.15%	0	129
Precinct 04	1032	1585	911	904 99.23%	7 0.77%	0	121
Precinct 05	1095	1672	980	976 99.59%	4 0.41%	0	115
Precinct 06	707	1246	646	637 98.61%	9 1.39%	0	61
Precinct 07	594	874	534	531 99.44%	3 0.56%	0	60
Precinct 08	161	211	151	150 99.34%	1 0.66%	0	10
Precinct 09	437	793	388	387 99.74%	1 0.26%	0	49
Precinct 10	127	221	106	103 97.17%	3 2.83%	0	21
Precinct 11	345	485	316	311 98.42%	5 1.58%	0	29
Precinct 12	462	731	422	417 98.82%	5 1.18%	0	40
Precinct 13	269	416	240	237 98.75%	3 1.25%	0	29
Precinct 14	349	562	328	327 99.70%	1 0.30%	0	21
Precinct 15	332	430	303	303 100.00%	0 0.00%	0	29
Precinct 16	406	514	379	375 98.94%	4 1.06%	0	27
Precinct 17	687	1306	600	589 98.17%	11 1.83%	0	87
Precinct 18	508	798	434	416 95.85%	18 4.15%	0	74
Precinct 19	157	294	137	134 97.81%	3 2.19%	0	20
Precinct 20	925	1594	832	827 99.40%	5 0.60%	0	93
Precinct 21	253	410	233	228 97.85%	5 2.15%	0	20
Precinct 22	73	95	68	68 100.00%	0 0.00%	0	5
Precinct 23	140	274	122	115 94.26%	7 5.74%	0	18
Precinct 24	120	210	96	94 97.92%	2 2.08%	0	24
Precinct 25	787	1403	694	692 99.71%	2 0.29%	0	93
Precinct 26	643	1028	587	585 99.66%	2 0.34%	0	56
Precinct 27	748	1088	677	672 99.26%	5 0.74%	0	71
Precinct 28	788	1487	711	695 97.75%	16 2.25%	0	77
Precinct 29	586	985	504	499 99.01%	5 0.99%	0	82
Precinct 30	553	768	506	504 99.60%	2 0.40%	0	47
Precinct 31	712	941	646	638 98.76%	8 1.24%	0	66
Precinct 32	789	1394	708	696 98.31%	12 1.69%	0	81
Precinct 33	771	1128	701	691 98.57%	10 1.43%	0	70
Precinct 34	710	1251	629	620 98.57%	9 1.43%	0	81
Precinct 35	936	1204	855	851 99.53%	4 0.47%	0	81
Precinct 36	745	1241	657	651 99.09%	6 0.91%	0	88
Precinct 37	290	407	269	267 99.26%	2 0.74%	0	21
Precinct 38	595	940	533	521 97.75%	12 2.25%	0	62
Precinct 39	578	964	491	484 98.57%	7 1.43%	0	87
Precinct 40	178	301	152	150 98.68%	2 1.32%	0	26
Precinct 41	524	839	464	449 96.77%	15 3.23%	0	60
Precinct 42	579	1063	511	506 99.02%	5 0.98%	0	68
Precinct 43	401	518	358	354 98.88%	4 1.12%	0	43
Precinct 44	753	1192	670	667 99.55%	3 0.45%	0	83
Precinct 45	424	598	399	394 98.75%	5 1.25%	0	25
Precinct 46	522	847	463	461 99.57%	2 0.43%	0	59
Precinct 47	808	1148	743	741 99.73%	2 0.27%	0	65
Precinct 48	218	366	195	192 98.46%	3 1.54%	0	23
Precinct 49	230	328	212	210 99.06%	2 0.94%	0	18
Precinct 50	205	346	184	177 96.20%	7 3.80%	0	21
Total	27430	43105	24629	24365 98.93%	264 1.07%	0	2801

I, Nancy Blankenship, Deschutes County Clerk, do hereby certify that the votes recorded on this report correctly summarize the tally of votes cast at the May 19, 2020 Primary Election.

Dated this 8th day of June, 2020

Nancy Blankenship
Deschutes County Clerk

SEAL

Statement of Votes Cast by Contests, Geography by Choice
 Deschutes County, May 19, 2020 Primary Election, Final Official Results
 All Precincts, All Districts, All ScanStations, All Contests, All Boxes
 Total Ballots Cast: 63299, Registered Voters: 142050, Overall Turnout: 44.56%
 50 precincts reported out of 50 total

Page: 5 of 47
 2020-06-08
 10:52:19

US Senator (REP) (Vote for 1)

Precinct	Ballots Cast	Reg. Voters	Total Votes	Paul J Romero Jr		Robert Schwartz		Jo Rae Perkins		John Verbeek	
Precinct 01	294	481	220	48	21.82%	25	11.36%	124	56.36%	16	7.27%
Precinct 02	718	1110	579	191	32.99%	49	8.46%	295	50.95%	41	7.08%
Precinct 03	399	642	320	105	32.81%	16	5.00%	163	50.94%	26	8.12%
Precinct 04	348	641	286	76	26.57%	21	7.34%	160	55.94%	22	7.69%
Precinct 05	739	1251	625	191	30.56%	52	8.32%	336	53.76%	39	6.24%
Precinct 06	389	794	329	119	36.17%	38	11.55%	150	45.59%	19	5.78%
Precinct 07	168	298	132	36	27.27%	7	5.30%	71	53.79%	9	6.82%
Precinct 08	120	188	92	24	26.09%	6	6.52%	55	59.78%	5	5.43%
Precinct 09	270	505	220	75	34.09%	21	9.55%	103	46.82%	16	7.27%
Precinct 10	285	511	248	86	34.68%	21	8.47%	117	47.18%	24	9.68%
Precinct 11	187	353	151	51	33.77%	18	11.92%	71	47.02%	9	5.96%
Precinct 12	718	1144	599	187	31.22%	41	6.84%	324	54.09%	41	6.84%
Precinct 13	283	464	237	74	31.22%	17	7.17%	131	55.27%	14	5.91%
Precinct 14	550	815	448	140	31.25%	34	7.59%	222	49.55%	51	11.38%
Precinct 15	321	475	270	78	28.89%	17	6.30%	141	52.22%	33	12.22%
Precinct 16	426	571	333	83	24.92%	23	6.91%	188	56.46%	33	9.91%
Precinct 17	820	1491	697	268	38.45%	67	9.61%	309	44.33%	45	6.46%
Precinct 18	1037	1560	887	288	32.47%	90	10.15%	430	48.48%	75	8.46%
Precinct 19	316	551	250	89	35.60%	25	10.00%	119	47.60%	13	5.20%
Precinct 20	842	1486	717	248	34.59%	55	7.67%	366	51.05%	41	5.72%
Precinct 21	457	659	391	127	32.48%	22	5.63%	201	51.41%	30	7.67%
Precinct 22	85	124	60	10	16.67%	7	11.67%	37	61.67%	6	10.00%
Precinct 23	280	460	229	70	30.57%	27	11.79%	111	48.47%	20	8.73%
Precinct 24	284	418	236	81	34.32%	40	16.95%	102	43.22%	11	4.66%
Precinct 25	490	975	409	150	36.67%	43	10.51%	188	45.97%	23	5.62%
Precinct 26	427	836	368	124	33.70%	25	6.79%	188	51.09%	25	6.79%
Precinct 27	178	314	149	50	33.56%	8	5.37%	74	49.66%	12	8.05%
Precinct 28	1134	2031	967	323	33.40%	126	13.03%	428	44.26%	85	8.79%
Precinct 29	993	1609	850	310	36.47%	74	8.71%	415	48.82%	42	4.94%
Precinct 30	404	673	345	107	31.01%	28	8.12%	185	53.62%	23	6.67%
Precinct 31	1169	1644	974	259	26.59%	82	8.42%	561	57.60%	68	6.98%
Precinct 32	347	622	283	118	41.70%	28	9.89%	115	40.64%	17	6.01%
Precinct 33	766	1151	619	169	27.30%	58	9.37%	340	54.93%	45	7.27%
Precinct 34	538	991	453	170	37.53%	38	8.39%	208	45.92%	32	7.06%
Precinct 35	709	1002	558	172	30.82%	28	5.02%	311	55.73%	36	6.45%
Precinct 36	1170	1888	982	342	34.83%	80	8.15%	497	50.61%	55	5.60%
Precinct 37	279	430	234	62	26.50%	18	7.69%	138	58.97%	15	6.41%
Precinct 38	598	1023	500	176	35.20%	69	13.80%	214	42.80%	38	7.60%
Precinct 39	908	1448	764	277	36.26%	102	13.35%	314	41.10%	66	8.64%
Precinct 40	320	514	279	86	30.82%	41	14.70%	125	44.80%	27	9.68%
Precinct 41	616	1007	523	163	31.17%	44	8.41%	280	53.54%	31	5.93%
Precinct 42	742	1215	649	226	34.82%	82	12.63%	294	45.30%	41	6.32%
Precinct 43	528	761	444	131	29.50%	38	8.56%	237	53.38%	32	7.21%
Precinct 44	615	1007	511	144	28.18%	42	8.22%	280	54.79%	39	7.63%
Precinct 45	421	644	358	118	32.96%	27	7.54%	178	49.72%	31	8.66%
Precinct 46	368	628	305	91	29.84%	31	10.16%	160	52.46%	21	6.89%
Precinct 47	555	848	401	118	29.43%	19	4.74%	227	56.61%	30	7.48%
Precinct 48	554	801	468	155	33.12%	51	10.90%	229	48.93%	31	6.62%
Precinct 49	200	266	166	44	26.51%	13	7.83%	96	57.83%	9	5.42%
Precinct 50	445	661	380	142	37.37%	42	11.05%	169	44.47%	24	6.32%
Total	25810	41981	21495	6972	32.44%	1976	9.19%	10777	50.14%	1537	7.15%

Statement of Votes Cast by Contests, Geography by Choice
 Deschutes County, May 19, 2020 Primary Election, Final Official Results
 All Precincts, All Districts, All ScanStations, All Contests, All Boxes
 Total Ballots Cast: 63299, Registered Voters: 142050, Overall Turnout: 44.56%
 50 precincts reported out of 50 total

Page: 6 of 47
 2020-06-08
 10:52:19


US Senator (REP) (Vote for 1)

Precinct	Ballots Cast	Reg. Voters	Total Votes	Write-in	Over Votes	Under Votes
Precinct 01	294	481	220	7 3.18%	0	74
Precinct 02	718	1110	579	3 0.52%	1	138
Precinct 03	399	642	320	10 3.12%	1	78
Precinct 04	348	641	286	7 2.45%	0	62
Precinct 05	739	1251	625	7 1.12%	0	114
Precinct 06	389	794	329	3 0.91%	0	60
Precinct 07	168	298	132	9 6.82%	0	36
Precinct 08	120	188	92	2 2.17%	0	28
Precinct 09	270	505	220	5 2.27%	0	50
Precinct 10	285	511	248	0 0.00%	0	37
Precinct 11	187	353	151	2 1.32%	0	36
Precinct 12	718	1144	599	6 1.00%	0	119
Precinct 13	283	464	237	1 0.42%	0	46
Precinct 14	550	815	448	1 0.22%	0	102
Precinct 15	321	475	270	1 0.37%	0	51
Precinct 16	426	571	333	6 1.80%	1	92
Precinct 17	820	1491	697	8 1.15%	1	122
Precinct 18	1037	1560	887	4 0.45%	0	150
Precinct 19	316	551	250	4 1.60%	0	66
Precinct 20	842	1486	717	7 0.98%	0	125
Precinct 21	457	659	391	11 2.81%	0	66
Precinct 22	85	124	60	0 0.00%	0	25
Precinct 23	280	460	229	1 0.44%	0	51
Precinct 24	284	418	236	2 0.85%	0	48
Precinct 25	490	975	409	5 1.22%	0	81
Precinct 26	427	836	368	6 1.63%	0	59
Precinct 27	178	314	149	5 3.36%	0	29
Precinct 28	1134	2031	967	5 0.52%	0	167
Precinct 29	993	1609	850	9 1.06%	0	143
Precinct 30	404	673	345	2 0.58%	2	57
Precinct 31	1169	1644	974	4 0.41%	0	195
Precinct 32	347	622	283	5 1.77%	1	63
Precinct 33	766	1151	619	7 1.13%	0	147
Precinct 34	538	991	453	5 1.10%	0	85
Precinct 35	709	1002	558	11 1.97%	0	151
Precinct 36	1170	1888	982	8 0.81%	2	186
Precinct 37	279	430	234	1 0.43%	0	45
Precinct 38	598	1023	500	3 0.60%	0	98
Precinct 39	908	1448	764	5 0.65%	0	144
Precinct 40	320	514	279	0 0.00%	0	41
Precinct 41	616	1007	523	5 0.96%	0	93
Precinct 42	742	1215	649	6 0.92%	0	93
Precinct 43	528	761	444	6 1.35%	0	84
Precinct 44	615	1007	511	6 1.17%	1	103
Precinct 45	421	644	358	4 1.12%	0	63
Precinct 46	368	628	305	2 0.66%	1	62
Precinct 47	555	848	401	7 1.75%	0	154
Precinct 48	554	801	468	2 0.43%	0	86
Precinct 49	200	266	166	4 2.41%	0	34
Precinct 50	445	661	380	3 0.79%	0	65
Total	25810	41981	21495	233 1.08%	11	4304

I, Nancy Blankenship, Deschutes County Clerk, do hereby
 certify that the votes recorded on this report correctly
 summarize the tally of votes cast at the May 19, 2020
 Primary Election.

Dated this 8th day of June, 2020.


 Nancy Blankenship
 Deschutes County Clerk



Statement of Votes Cast by Contests, Geography by Choice
 Deschutes County, May 19, 2020 Primary Election, Final Official Results
 All Precincts, All Districts, All ScanStations, All Contests, All Boxes
 Total Ballots Cast: 63299, Registered Voters: 142050, Overall Turnout: 44.56%
 50 precincts reported out of 50 total

Page: 7 of 47
 2020-06-08
 10:52:19

US Representative, 2nd District (DEM) (Vote for 1)

Precinct	Ballots Cast	Reg. Voters	Total Votes	Jack Howard		John P Holm		Nick (Nik) L Heuertz		Alex Spenser	
Precinct 01	1051	1514	902	39	4.32%	33	3.66%	336	37.25%	355	39.36%
Precinct 02	683	1070	598	44	7.36%	30	5.02%	169	28.26%	213	35.62%
Precinct 03	1444	2025	1216	52	4.28%	51	4.19%	432	35.53%	503	41.37%
Precinct 04	1032	1585	891	51	5.72%	39	4.38%	356	39.96%	293	32.88%
Precinct 05	1095	1672	940	33	3.51%	46	4.89%	319	33.94%	365	38.83%
Precinct 06	707	1246	626	31	4.95%	35	5.59%	251	40.10%	218	34.82%
Precinct 07	594	874	522	28	5.36%	23	4.41%	204	39.08%	191	36.59%
Precinct 08	161	211	133	5	3.76%	1	0.75%	44	33.08%	61	45.86%
Precinct 09	437	793	371	24	6.47%	28	7.55%	125	33.69%	125	33.69%
Precinct 10	127	221	98	11	11.22%	3	3.06%	30	30.61%	31	31.63%
Precinct 11	345	485	303	18	5.94%	16	5.28%	106	34.98%	98	32.34%
Precinct 12	462	731	392	23	5.87%	28	7.14%	114	29.08%	147	37.50%
Precinct 13	269	416	224	15	6.70%	8	3.57%	67	29.91%	90	40.18%
Precinct 14	349	562	301	15	4.98%	21	6.98%	97	32.23%	116	38.54%
Precinct 15	332	430	275	20	7.27%	12	4.36%	77	28.00%	105	38.18%
Precinct 16	406	514	345	18	5.22%	16	4.64%	74	21.45%	168	48.70%
Precinct 17	687	1306	579	42	7.25%	55	9.50%	161	27.81%	188	32.47%
Precinct 18	508	798	413	33	7.99%	25	6.05%	131	31.72%	119	28.81%
Precinct 19	157	294	137	6	4.38%	12	8.76%	38	27.74%	44	32.12%
Precinct 20	925	1594	818	43	5.26%	47	5.75%	285	34.84%	283	34.60%
Precinct 21	253	410	221	10	4.52%	8	3.62%	65	29.41%	88	39.82%
Precinct 22	73	95	62	4	6.45%	2	3.23%	22	35.48%	25	40.32%
Precinct 23	140	274	116	3	2.59%	15	12.93%	29	25.00%	29	25.00%
Precinct 24	120	210	93	7	7.53%	16	17.20%	22	23.66%	18	19.35%
Precinct 25	787	1403	663	36	5.43%	51	7.69%	246	37.10%	224	33.79%
Precinct 26	643	1028	560	35	6.25%	32	5.71%	190	33.93%	191	34.11%
Precinct 27	748	1088	633	27	4.27%	33	5.21%	257	40.60%	219	34.60%
Precinct 28	788	1487	680	47	6.91%	68	10.00%	191	28.09%	217	31.91%
Precinct 29	586	985	495	48	9.70%	39	7.88%	103	20.81%	187	37.78%
Precinct 30	553	768	477	33	6.92%	24	5.03%	142	29.77%	189	39.62%
Precinct 31	712	941	577	43	7.45%	31	5.37%	147	25.48%	248	42.98%
Precinct 32	789	1394	686	43	6.27%	38	5.54%	263	38.34%	209	30.47%
Precinct 33	771	1128	650	37	5.69%	47	7.23%	216	33.23%	226	34.77%
Precinct 34	710	1251	600	35	5.83%	46	7.67%	205	34.17%	177	29.50%
Precinct 35	936	1204	790	35	4.43%	39	4.94%	255	32.28%	345	43.67%
Precinct 36	745	1241	601	37	6.16%	41	6.82%	174	28.95%	201	33.44%
Precinct 37	290	407	246	16	6.50%	13	5.28%	103	41.87%	78	31.71%
Precinct 38	595	940	516	36	6.98%	34	6.59%	145	28.10%	174	33.72%
Precinct 39	578	964	487	43	8.83%	39	8.01%	140	28.75%	129	26.49%
Precinct 40	178	301	149	10	6.71%	17	11.41%	43	28.86%	43	28.86%
Precinct 41	524	839	466	44	9.44%	25	5.36%	133	28.54%	147	31.55%
Precinct 42	579	1063	496	28	5.65%	34	6.85%	162	32.66%	164	33.06%
Precinct 43	401	518	335	18	5.37%	13	3.88%	93	27.76%	121	36.12%
Precinct 44	753	1192	654	41	6.27%	48	7.34%	218	33.33%	227	34.71%
Precinct 45	424	598	361	21	5.82%	15	4.16%	101	27.98%	148	41.00%
Precinct 46	522	847	449	22	4.90%	40	8.91%	133	29.62%	166	36.97%
Precinct 47	808	1148	679	46	6.77%	39	5.74%	183	26.95%	284	41.83%
Precinct 48	218	366	180	18	10.00%	19	10.56%	46	25.56%	58	32.22%
Precinct 49	230	328	196	12	6.12%	7	3.57%	70	35.71%	84	42.86%
Precinct 50	205	346	173	17	9.83%	17	9.83%	40	23.12%	52	30.06%
Total	27430	43105	23375	1403	6.00%	1419	6.07%	7553	32.31%	8381	35.85%

Statement of Votes Cast by Contests, Geography by Choice
 Deschutes County, May 19, 2020 Primary Election, Final Official Results
 All Precincts, All Districts, All ScanStations, All Contests, All Boxes
 Total Ballots Cast: 63299, Registered Voters: 142050, Overall Turnout: 44.56%
 50 precincts reported out of 50 total

Page: 8 of 47
 2020-06-08
 10:52:19

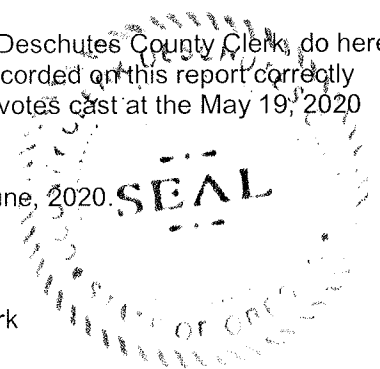
US Representative, 2nd District (DEM) (Vote for 1)

Precinct	Ballots Cast	Reg. Voters	Total Votes	Chris Vaughn	Write-in	Over Votes	Under Votes
Precinct 01	1051	1514	902	119 13.19%	20 2.22%	0	149
Precinct 02	683	1070	598	139 23.24%	3 0.50%	1	84
Precinct 03	1444	2025	1216	168 13.82%	10 0.82%	0	228
Precinct 04	1032	1585	891	140 15.71%	12 1.35%	0	141
Precinct 05	1095	1672	940	174 18.51%	3 0.32%	0	155
Precinct 06	707	1246	626	84 13.42%	7 1.12%	0	81
Precinct 07	594	874	522	64 12.26%	12 2.30%	0	72
Precinct 08	161	211	133	21 15.79%	1 0.75%	0	28
Precinct 09	437	793	371	66 17.79%	3 0.81%	0	66
Precinct 10	127	221	98	21 21.43%	2 2.04%	0	29
Precinct 11	345	485	303	55 18.15%	10 3.30%	0	42
Precinct 12	462	731	392	71 18.11%	9 2.30%	2	68
Precinct 13	269	416	224	42 18.75%	2 0.89%	0	45
Precinct 14	349	562	301	48 15.95%	4 1.33%	0	48
Precinct 15	332	430	275	56 20.36%	5 1.82%	0	57
Precinct 16	406	514	345	61 17.68%	8 2.32%	0	61
Precinct 17	687	1306	579	120 20.73%	13 2.25%	0	108
Precinct 18	508	798	413	88 21.31%	17 4.12%	0	95
Precinct 19	157	294	137	36 26.28%	1 0.73%	0	20
Precinct 20	925	1594	818	149 18.22%	11 1.34%	0	107
Precinct 21	253	410	221	45 20.36%	5 2.26%	1	31
Precinct 22	73	95	62	9 14.52%	0 0.00%	0	11
Precinct 23	140	274	116	34 29.31%	6 5.17%	0	24
Precinct 24	120	210	93	29 31.18%	1 1.08%	0	27
Precinct 25	787	1403	663	101 15.23%	5 0.75%	0	124
Precinct 26	643	1028	560	108 19.29%	4 0.71%	0	83
Precinct 27	748	1088	633	90 14.22%	7 1.11%	0	115
Precinct 28	788	1487	680	141 20.74%	16 2.35%	0	108
Precinct 29	586	985	495	108 21.82%	10 2.02%	0	91
Precinct 30	553	768	477	84 17.61%	5 1.05%	0	76
Precinct 31	712	941	577	101 17.50%	7 1.21%	0	135
Precinct 32	789	1394	686	124 18.08%	9 1.31%	0	103
Precinct 33	771	1128	650	113 17.38%	11 1.69%	0	121
Precinct 34	710	1251	600	126 21.00%	11 1.83%	0	110
Precinct 35	936	1204	790	109 13.80%	7 0.89%	1	145
Precinct 36	745	1241	601	138 22.96%	10 1.66%	0	144
Precinct 37	290	407	246	32 13.01%	4 1.63%	0	44
Precinct 38	595	940	516	109 21.12%	18 3.49%	0	79
Precinct 39	578	964	487	122 25.05%	14 2.87%	1	90
Precinct 40	178	301	149	34 22.82%	2 1.34%	0	29
Precinct 41	524	839	466	104 22.32%	13 2.79%	0	58
Precinct 42	579	1063	496	99 19.96%	9 1.81%	0	83
Precinct 43	401	518	335	84 25.07%	6 1.79%	2	64
Precinct 44	753	1192	654	117 17.89%	3 0.46%	1	98
Precinct 45	424	598	361	63 17.45%	13 3.60%	0	63
Precinct 46	522	847	449	86 19.15%	2 0.45%	0	73
Precinct 47	808	1148	679	120 17.67%	7 1.03%	0	129
Precinct 48	218	366	180	35 19.44%	4 2.22%	0	38
Precinct 49	230	328	196	21 10.71%	2 1.02%	0	34
Precinct 50	205	346	173	40 23.12%	7 4.05%	0	32
Total	27430	43105	23375	4248 18.17%	371 1.59%	9	4046

I, Nancy Blankenship, Deschutes County Clerk, do hereby
 certify that the votes recorded on this report correctly
 summarize the tally of votes cast at the May 19, 2020
 Primary Election.

Dated this 8th day of June, 2020.


 Nancy Blankenship
 Deschutes County Clerk



Statement of Votes Cast by Contests, Geography by Choice
Deschutes County, May 19, 2020 Primary Election, Final Official Results
All Precincts, All Districts, All ScanStations, All Contests, All Boxes
Total Ballots Cast: 63299, Registered Voters: 142050, Overall Turnout: 44.56%
50 precincts reported out of 50 total

Page: 9 of 47
2020-06-08
10:52:19

US Representative, 2nd District (REP) (Vote for 1)

Precinct	Ballots Cast	Reg. Voters	Total Votes	Mark R Roberts		Knut C Buehler		Cliff Bentz		Kenneth W Medenbach	
Precinct 01	294	481	283	0	0.00%	166	58.66%	31	10.95%	0	0.00%
Precinct 02	718	1110	706	2	0.28%	272	38.53%	192	27.20%	0	0.00%
Precinct 03	399	642	388	1	0.26%	211	54.38%	70	18.04%	0	0.00%
Precinct 04	348	641	342	3	0.88%	151	44.15%	67	19.59%	0	0.00%
Precinct 05	739	1251	722	6	0.83%	277	38.37%	177	24.52%	1	0.14%
Precinct 06	389	794	376	9	2.39%	148	39.36%	72	19.15%	0	0.00%
Precinct 07	168	298	162	1	0.62%	94	58.02%	20	12.35%	0	0.00%
Precinct 08	120	188	119	0	0.00%	67	56.30%	20	16.81%	0	0.00%
Precinct 09	270	505	260	2	0.77%	88	33.85%	69	26.54%	0	0.00%
Precinct 10	285	511	280	1	0.36%	77	27.50%	100	35.71%	0	0.00%
Precinct 11	187	353	182	2	1.10%	92	50.55%	35	19.23%	1	0.55%
Precinct 12	718	1144	707	3	0.42%	249	35.22%	201	28.43%	0	0.00%
Precinct 13	283	464	275	2	0.73%	91	33.09%	102	37.09%	0	0.00%
Precinct 14	550	815	541	4	0.74%	166	30.68%	209	38.63%	0	0.00%
Precinct 15	321	475	318	1	0.31%	112	35.22%	110	34.59%	0	0.00%
Precinct 16	426	571	416	1	0.24%	203	48.80%	121	29.09%	1	0.24%
Precinct 17	820	1491	789	13	1.65%	183	23.19%	211	26.74%	1	0.13%
Precinct 18	1037	1560	1016	6	0.59%	270	26.57%	339	33.37%	0	0.00%
Precinct 19	316	551	308	0	0.00%	93	30.19%	90	29.22%	3	0.97%
Precinct 20	842	1486	823	8	0.97%	290	35.24%	205	24.91%	0	0.00%
Precinct 21	457	659	449	6	1.34%	153	34.08%	123	27.39%	1	0.22%
Precinct 22	85	124	79	0	0.00%	47	59.49%	17	21.52%	0	0.00%
Precinct 23	280	460	272	2	0.74%	78	28.68%	58	21.32%	1	0.37%
Precinct 24	284	418	275	2	0.73%	71	25.82%	91	33.09%	4	1.45%
Precinct 25	490	975	479	8	1.67%	179	37.37%	97	20.25%	3	0.63%
Precinct 26	427	836	419	7	1.67%	136	32.46%	82	19.57%	0	0.00%
Precinct 27	178	314	175	0	0.00%	103	58.86%	32	18.29%	0	0.00%
Precinct 28	1134	2031	1102	11	1.00%	305	27.68%	286	25.95%	1	0.09%
Precinct 29	993	1609	964	6	0.62%	267	27.70%	308	31.95%	4	0.41%
Precinct 30	404	673	395	2	0.51%	123	31.14%	124	31.39%	0	0.00%
Precinct 31	1169	1644	1141	5	0.44%	424	37.16%	367	32.16%	1	0.09%
Precinct 32	347	622	336	7	2.08%	121	36.01%	82	24.40%	2	0.60%
Precinct 33	766	1151	751	4	0.53%	281	37.42%	198	26.36%	1	0.13%
Precinct 34	538	991	517	4	0.77%	184	35.59%	129	24.95%	2	0.39%
Precinct 35	709	1002	699	4	0.57%	433	61.95%	118	16.88%	0	0.00%
Precinct 36	1170	1888	1135	6	0.53%	364	32.07%	350	30.84%	1	0.09%
Precinct 37	279	430	275	0	0.00%	100	36.36%	76	27.64%	0	0.00%
Precinct 38	598	1023	579	5	0.86%	190	32.82%	147	25.39%	1	0.17%
Precinct 39	908	1448	886	7	0.79%	253	28.56%	265	29.91%	2	0.23%
Precinct 40	320	514	311	6	1.93%	74	23.79%	90	28.94%	1	0.32%
Precinct 41	616	1007	609	4	0.66%	207	33.99%	177	29.06%	0	0.00%
Precinct 42	742	1215	726	7	0.96%	200	27.55%	168	23.14%	1	0.14%
Precinct 43	528	761	519	2	0.39%	200	38.54%	141	27.17%	1	0.19%
Precinct 44	615	1007	596	3	0.50%	190	31.88%	171	28.69%	1	0.17%
Precinct 45	421	644	409	4	0.98%	136	33.25%	132	32.27%	0	0.00%
Precinct 46	368	628	361	2	0.55%	123	34.07%	102	28.25%	0	0.00%
Precinct 47	555	848	542	4	0.74%	338	62.36%	96	17.71%	0	0.00%
Precinct 48	554	801	541	1	0.18%	143	26.43%	166	30.68%	2	0.37%
Precinct 49	200	266	198	0	0.00%	115	58.08%	36	18.18%	0	0.00%
Precinct 50	445	661	434	4	0.92%	113	26.04%	119	27.42%	1	0.23%
Total	25810	41981	25187	188	0.75%	8951	35.54%	6789	26.95%	38	0.15%

Statement of Votes Cast by Contests, Geography by Choice
Deschutes County, May 19, 2020 Primary Election, Final Official Results
All Precincts, All Districts, All ScanStations, All Contests, All Boxes
Total Ballots Cast: 63299, Registered Voters: 142050, Overall Turnout: 44.56%
50 precincts reported out of 50 total

Page: 10 of 47
2020-06-08
10:52:19

US Representative, 2nd District (REP) (Vote for 1)

Precinct	Ballots Cast	Reg. Voters	Total Votes	Jeff Smith		Travis A Fager		Justin Livingston		Jimmy Crumpacker	
Precinct 01	294	481	283	4	1.41%	7	2.47%	10	3.53%	41	14.49%
Precinct 02	718	1110	706	7	0.99%	16	2.27%	10	1.42%	154	21.81%
Precinct 03	399	642	388	4	1.03%	5	1.29%	11	2.84%	53	13.66%
Precinct 04	348	641	342	3	0.88%	7	2.05%	7	2.05%	57	16.67%
Precinct 05	739	1251	722	10	1.39%	21	2.91%	19	2.63%	139	19.25%
Precinct 06	389	794	376	7	1.86%	16	4.26%	13	3.46%	75	19.95%
Precinct 07	168	298	162	3	1.85%	4	2.47%	0	0.00%	19	11.73%
Precinct 08	120	188	119	0	0.00%	3	2.52%	4	3.36%	13	10.92%
Precinct 09	270	505	260	6	2.31%	5	1.92%	3	1.15%	60	23.08%
Precinct 10	285	511	280	4	1.43%	6	2.14%	2	0.71%	59	21.07%
Precinct 11	187	353	182	5	2.75%	2	1.10%	4	2.20%	24	13.19%
Precinct 12	718	1144	707	9	1.27%	23	3.25%	19	2.69%	141	19.94%
Precinct 13	283	464	275	2	0.73%	4	1.45%	3	1.09%	47	17.09%
Precinct 14	550	815	541	10	1.85%	10	1.85%	7	1.29%	83	15.34%
Precinct 15	321	475	318	7	2.20%	6	1.89%	3	0.94%	52	16.35%
Precinct 16	426	571	416	3	0.72%	7	1.68%	5	1.20%	42	10.10%
Precinct 17	820	1491	789	20	2.53%	27	3.42%	11	1.39%	212	26.87%
Precinct 18	1037	1560	1016	32	3.15%	18	1.77%	8	0.79%	249	24.51%
Precinct 19	316	551	308	12	3.90%	7	2.27%	5	1.62%	59	19.16%
Precinct 20	842	1486	823	13	1.58%	23	2.79%	37	4.50%	154	18.71%
Precinct 21	457	659	449	2	0.45%	9	2.00%	9	2.00%	94	20.94%
Precinct 22	85	124	79	1	1.27%	1	1.27%	1	1.27%	1	1.27%
Precinct 23	280	460	272	10	3.68%	8	2.94%	3	1.10%	83	30.51%
Precinct 24	284	418	275	6	2.18%	10	3.64%	3	1.09%	62	22.55%
Precinct 25	490	975	479	3	0.63%	8	1.67%	11	2.30%	112	23.38%
Precinct 26	427	836	419	9	2.15%	8	1.91%	12	2.86%	104	24.82%
Precinct 27	178	314	175	3	1.71%	1	0.57%	3	1.71%	12	6.86%
Precinct 28	1134	2031	1102	30	2.72%	48	4.36%	16	1.45%	256	23.23%
Precinct 29	993	1609	964	19	1.97%	28	2.90%	12	1.24%	200	20.75%
Precinct 30	404	673	395	13	3.29%	8	2.03%	5	1.27%	78	19.75%
Precinct 31	1169	1644	1141	14	1.23%	31	2.72%	16	1.40%	181	15.86%
Precinct 32	347	622	336	4	1.19%	7	2.08%	6	1.79%	75	22.32%
Precinct 33	766	1151	751	6	0.80%	24	3.20%	19	2.53%	141	18.77%
Precinct 34	538	991	517	8	1.55%	17	3.29%	10	1.93%	111	21.47%
Precinct 35	709	1002	699	4	0.57%	10	1.43%	8	1.14%	74	10.59%
Precinct 36	1170	1888	1135	18	1.59%	28	2.47%	12	1.06%	238	20.97%
Precinct 37	279	430	275	8	2.91%	3	1.09%	8	2.91%	62	22.55%
Precinct 38	598	1023	579	14	2.42%	21	3.63%	12	2.07%	131	22.63%
Precinct 39	908	1448	886	24	2.71%	29	3.27%	14	1.58%	196	22.12%
Precinct 40	320	514	311	18	5.79%	15	4.82%	1	0.32%	84	27.01%
Precinct 41	616	1007	609	4	0.66%	18	2.96%	12	1.97%	137	22.50%
Precinct 42	742	1215	726	14	1.93%	10	1.38%	14	1.93%	200	27.55%
Precinct 43	528	761	519	7	1.35%	8	1.54%	11	2.12%	81	15.61%
Precinct 44	615	1007	596	11	1.85%	13	2.18%	25	4.19%	114	19.13%
Precinct 45	421	644	409	16	3.91%	11	2.69%	6	1.47%	62	15.16%
Precinct 46	368	628	361	9	2.49%	11	3.05%	8	2.22%	73	20.22%
Precinct 47	555	848	542	0	0.00%	4	0.74%	9	1.66%	51	9.41%
Precinct 48	554	801	541	18	3.33%	15	2.77%	5	0.92%	129	23.84%
Precinct 49	200	266	198	4	2.02%	3	1.52%	1	0.51%	27	13.64%
Precinct 50	445	661	434	8	1.84%	18	4.15%	3	0.69%	127	29.26%
Total	25810	41981	25187	466	1.85%	642	2.55%	456	1.81%	5029	19.97%

Statement of Votes Cast by Contests, Geography by Choice
Deschutes County, May 19, 2020 Primary Election, Final Official Results
All Precincts, All Districts, All ScanStations, All Contests, All Boxes
Total Ballots Cast: 63299, Registered Voters: 142050, Overall Turnout: 44.56%
50 precincts reported out of 50 total

Page: 11 of 47
2020-06-08
10:52:19

US Representative, 2nd District (REP) (Vote for 1)

Precinct	Ballots Cast	Reg. Voters	Total Votes	Glenn Carey		David R Campbell		Jason A Atkinson		Write-in	
Precinct 01	294	481	283	0	0.00%	0	0.00%	20	7.07%	4	1.41%
Precinct 02	718	1110	706	1	0.14%	1	0.14%	50	7.08%	1	0.14%
Precinct 03	399	642	388	1	0.26%	0	0.00%	26	6.70%	6	1.55%
Precinct 04	348	641	342	1	0.29%	0	0.00%	39	11.40%	7	2.05%
Precinct 05	739	1251	722	0	0.00%	0	0.00%	71	9.83%	1	0.14%
Precinct 06	389	794	376	0	0.00%	3	0.80%	31	8.24%	2	0.53%
Precinct 07	168	298	162	0	0.00%	0	0.00%	18	11.11%	3	1.85%
Precinct 08	120	188	119	0	0.00%	0	0.00%	12	10.08%	0	0.00%
Precinct 09	270	505	260	0	0.00%	0	0.00%	24	9.23%	3	1.15%
Precinct 10	285	511	280	0	0.00%	0	0.00%	31	11.07%	0	0.00%
Precinct 11	187	353	182	1	0.55%	0	0.00%	14	7.69%	2	1.10%
Precinct 12	718	1144	707	1	0.14%	0	0.00%	58	8.20%	3	0.42%
Precinct 13	283	464	275	0	0.00%	0	0.00%	24	8.73%	0	0.00%
Precinct 14	550	815	541	0	0.00%	3	0.55%	49	9.06%	0	0.00%
Precinct 15	321	475	318	1	0.31%	0	0.00%	26	8.18%	0	0.00%
Precinct 16	426	571	416	0	0.00%	0	0.00%	31	7.45%	2	0.48%
Precinct 17	820	1491	789	0	0.00%	2	0.25%	108	13.69%	1	0.13%
Precinct 18	1037	1560	1016	2	0.20%	1	0.10%	89	8.76%	2	0.20%
Precinct 19	316	551	308	0	0.00%	3	0.97%	33	10.71%	3	0.97%
Precinct 20	842	1486	823	1	0.12%	1	0.12%	87	10.57%	4	0.49%
Precinct 21	457	659	449	1	0.22%	0	0.00%	44	9.80%	7	1.56%
Precinct 22	85	124	79	0	0.00%	1	1.27%	10	12.66%	0	0.00%
Precinct 23	280	460	272	1	0.37%	0	0.00%	28	10.29%	0	0.00%
Precinct 24	284	418	275	2	0.73%	2	0.73%	22	8.00%	0	0.00%
Precinct 25	490	975	479	1	0.21%	0	0.00%	52	10.86%	5	1.04%
Precinct 26	427	836	419	2	0.48%	2	0.48%	52	12.41%	5	1.19%
Precinct 27	178	314	175	0	0.00%	3	1.71%	16	9.14%	2	1.14%
Precinct 28	1134	2031	1102	5	0.45%	4	0.36%	136	12.34%	4	0.36%
Precinct 29	993	1609	964	1	0.10%	2	0.21%	113	11.72%	4	0.41%
Precinct 30	404	673	395	0	0.00%	0	0.00%	42	10.63%	0	0.00%
Precinct 31	1169	1644	1141	2	0.18%	0	0.00%	100	8.76%	0	0.00%
Precinct 32	347	622	336	0	0.00%	0	0.00%	30	8.93%	2	0.60%
Precinct 33	766	1151	751	1	0.13%	2	0.27%	71	9.45%	3	0.40%
Precinct 34	538	991	517	0	0.00%	4	0.77%	46	8.90%	2	0.39%
Precinct 35	709	1002	699	1	0.14%	1	0.14%	42	6.01%	4	0.57%
Precinct 36	1170	1888	1135	1	0.09%	2	0.18%	108	9.52%	7	0.62%
Precinct 37	279	430	275	1	0.36%	0	0.00%	16	5.82%	1	0.36%
Precinct 38	598	1023	579	0	0.00%	0	0.00%	58	10.02%	0	0.00%
Precinct 39	908	1448	886	1	0.11%	7	0.79%	85	9.59%	3	0.34%
Precinct 40	320	514	311	0	0.00%	2	0.64%	19	6.11%	1	0.32%
Precinct 41	616	1007	609	0	0.00%	1	0.16%	49	8.05%	0	0.00%
Precinct 42	742	1215	726	2	0.28%	0	0.00%	104	14.33%	6	0.83%
Precinct 43	528	761	519	0	0.00%	1	0.19%	64	12.33%	3	0.58%
Precinct 44	615	1007	596	1	0.17%	1	0.17%	62	10.40%	4	0.67%
Precinct 45	421	644	409	0	0.00%	0	0.00%	41	10.02%	1	0.24%
Precinct 46	368	628	361	1	0.28%	2	0.55%	28	7.76%	2	0.55%
Precinct 47	555	848	542	1	0.18%	1	0.18%	36	6.64%	2	0.37%
Precinct 48	554	801	541	0	0.00%	1	0.18%	60	11.09%	1	0.18%
Precinct 49	200	266	198	0	0.00%	1	0.51%	9	4.55%	2	1.01%
Precinct 50	445	661	434	3	0.69%	3	0.69%	35	8.06%	0	0.00%
Total	25810	41981	25187	37	0.15%	57	0.23%	2419	9.60%	115	0.46%

Statement of Votes Cast by Contests, Geography by Choice
Deschutes County, May 19, 2020 Primary Election, Final Official Results
All Precincts, All Districts, All ScanStations, All Contests, All Boxes
Total Ballots Cast: 63299, Registered Voters: 142050, Overall Turnout: 44.56%
50 precincts reported out of 50 total

Page: 12 of 47
2020-06-08
10:52:19

US Representative, 2nd District (REP) (Vote for 1)


Precinct	Ballots Cast	Reg. Voters	Total Votes	Over Votes	Under Votes
Precinct 01	294	481	283	1	10
Precinct 02	718	1110	706	0	12
Precinct 03	399	642	388	0	11
Precinct 04	348	641	342	0	6
Precinct 05	739	1251	722	3	14
Precinct 06	389	794	376	0	13
Precinct 07	168	298	162	0	6
Precinct 08	120	188	119	0	1
Precinct 09	270	505	260	0	10
Precinct 10	285	511	280	0	5
Precinct 11	187	353	182	0	5
Precinct 12	718	1144	707	0	11
Precinct 13	283	464	275	0	8
Precinct 14	550	815	541	1	8
Precinct 15	321	475	318	0	3
Precinct 16	426	571	416	1	9
Precinct 17	820	1491	789	0	31
Precinct 18	1037	1560	1016	1	20
Precinct 19	316	551	308	0	8
Precinct 20	842	1486	823	1	18
Precinct 21	457	659	449	1	7
Precinct 22	85	124	79	0	6
Precinct 23	280	460	272	0	8
Precinct 24	284	418	275	0	9
Precinct 25	490	975	479	0	11
Precinct 26	427	836	419	0	8
Precinct 27	178	314	175	0	3
Precinct 28	1134	2031	1102	2	30
Precinct 29	993	1609	964	0	29
Precinct 30	404	673	395	2	7
Precinct 31	1169	1644	1141	0	28
Precinct 32	347	622	336	2	9
Precinct 33	766	1151	751	0	15
Precinct 34	538	991	517	2	19
Precinct 35	709	1002	699	1	9
Precinct 36	1170	1888	1135	1	34
Precinct 37	279	430	275	0	4
Precinct 38	598	1023	579	0	19
Precinct 39	908	1448	886	1	21
Precinct 40	320	514	311	0	9
Precinct 41	616	1007	609	1	6
Precinct 42	742	1215	726	1	15
Precinct 43	528	761	519	0	9
Precinct 44	615	1007	596	2	17
Precinct 45	421	644	409	0	12
Precinct 46	368	628	361	1	6
Precinct 47	555	848	542	0	13
Precinct 48	554	801	541	0	13
Precinct 49	200	266	198	0	2
Precinct 50	445	661	434	0	11
Total	25810	41981	25187	25	598

I, Nancy Blankenship, Deschutes County Clerk, do hereby
certify that the votes recorded on this report correctly
summarize the tally of votes cast at the May 19, 2020
Primary Election.

Dated this 8th day of June, 2020.

Nancy Blankenship
Deschutes County Clerk

SEAL



Statement of Votes Cast by Contests, Geography by Choice
Deschutes County, May 19, 2020 Primary Election, Final Official Results
All Precincts, All Districts, All ScanStations, All Contests, All Boxes
Total Ballots Cast: 63299, Registered Voters: 142050, Overall Turnout: 44.56%
50 precincts reported out of 50 total

Page: 13 of 47
2020-06-08
10:52:19

Secretary of State (DEM) (Vote for 1)

Precinct	Ballots Cast	Reg. Voters	Total Votes	Mark D Hass		Jamie McLeod- Skinner		Shemia Fagan		Write-in	
Precinct 01	1049	1514	1012	89	8.79%	722	71.34%	200	19.76%	1	0.10%
Precinct 02	682	1070	659	85	12.90%	367	55.69%	206	31.26%	1	0.15%
Precinct 03	1441	2025	1386	132	9.52%	999	72.08%	254	18.33%	1	0.07%
Precinct 04	1032	1585	1002	78	7.78%	674	67.27%	249	24.85%	1	0.10%
Precinct 05	1095	1672	1032	130	12.60%	651	63.08%	247	23.93%	4	0.39%
Precinct 06	706	1246	679	55	8.10%	434	63.92%	187	27.54%	3	0.44%
Precinct 07	594	874	578	41	7.09%	414	71.63%	120	20.76%	3	0.52%
Precinct 08	161	211	149	16	10.74%	97	65.10%	36	24.16%	0	0.00%
Precinct 09	437	793	424	53	12.50%	248	58.49%	123	29.01%	0	0.00%
Precinct 10	127	221	116	8	6.90%	67	57.76%	40	34.48%	1	0.86%
Precinct 11	345	485	335	33	9.85%	230	68.66%	69	20.60%	3	0.90%
Precinct 12	460	731	439	57	12.98%	259	59.00%	120	27.33%	3	0.68%
Precinct 13	269	416	246	27	10.98%	167	67.89%	52	21.14%	0	0.00%
Precinct 14	349	562	332	32	9.64%	230	69.28%	69	20.78%	1	0.30%
Precinct 15	332	430	317	62	19.56%	181	57.10%	73	23.03%	1	0.32%
Precinct 16	406	514	392	79	20.15%	219	55.87%	91	23.21%	3	0.77%
Precinct 17	685	1306	640	87	13.59%	347	54.22%	195	30.47%	11	1.72%
Precinct 18	507	798	466	72	15.45%	239	51.29%	147	31.55%	8	1.72%
Precinct 19	157	294	152	28	18.42%	72	47.37%	51	33.55%	1	0.66%
Precinct 20	922	1594	891	105	11.78%	544	61.05%	238	26.71%	4	0.45%
Precinct 21	252	410	242	34	14.05%	148	61.16%	58	23.97%	2	0.83%
Precinct 22	73	95	66	13	19.70%	34	51.52%	19	28.79%	0	0.00%
Precinct 23	140	274	129	25	19.38%	58	44.96%	43	33.33%	3	2.33%
Precinct 24	120	210	102	21	20.59%	44	43.14%	37	36.27%	0	0.00%
Precinct 25	787	1403	736	107	14.54%	464	63.04%	162	22.01%	3	0.41%
Precinct 26	643	1028	615	69	11.22%	386	62.76%	157	25.53%	3	0.49%
Precinct 27	747	1088	714	70	9.80%	511	71.57%	130	18.21%	3	0.42%
Precinct 28	788	1487	738	121	16.40%	397	53.79%	211	28.59%	9	1.22%
Precinct 29	584	985	543	80	14.73%	268	49.36%	191	35.17%	4	0.74%
Precinct 30	551	768	530	58	10.94%	364	68.68%	106	20.00%	2	0.38%
Precinct 31	711	941	662	128	19.34%	336	50.76%	192	29.00%	6	0.91%
Precinct 32	789	1394	757	65	8.59%	507	66.97%	177	23.38%	8	1.06%
Precinct 33	771	1128	733	85	11.60%	455	62.07%	188	25.65%	5	0.68%
Precinct 34	710	1251	664	103	15.51%	379	57.08%	181	27.26%	1	0.15%
Precinct 35	936	1204	894	123	13.76%	588	65.77%	182	20.36%	1	0.11%
Precinct 36	745	1241	695	132	18.99%	354	50.94%	206	29.64%	3	0.43%
Precinct 37	290	407	278	28	10.07%	190	68.35%	57	20.50%	3	1.08%
Precinct 38	593	940	562	101	17.97%	296	52.67%	159	28.29%	6	1.07%
Precinct 39	578	964	538	106	19.70%	283	52.60%	143	26.58%	6	1.12%
Precinct 40	178	301	169	37	21.89%	81	47.93%	49	28.99%	2	1.18%
Precinct 41	524	839	501	73	14.57%	301	60.08%	118	23.55%	9	1.80%
Precinct 42	579	1063	551	51	9.26%	347	62.98%	148	26.86%	5	0.91%
Precinct 43	401	518	380	39	10.26%	242	63.68%	97	25.53%	2	0.53%
Precinct 44	751	1192	722	104	14.40%	439	60.80%	177	24.52%	2	0.28%
Precinct 45	424	598	410	59	14.39%	263	64.15%	86	20.98%	2	0.49%
Precinct 46	522	847	503	30	5.96%	326	64.81%	145	28.83%	2	0.40%
Precinct 47	808	1148	773	114	14.75%	487	63.00%	170	21.99%	2	0.26%
Precinct 48	218	366	198	40	20.20%	100	50.51%	57	28.79%	1	0.51%
Precinct 49	230	328	219	25	11.42%	143	65.30%	50	22.83%	1	0.46%
Precinct 50	205	346	187	37	19.79%	83	44.39%	62	33.16%	5	2.67%
Total	27404	43105	26058	3347	12.84%	16035	61.54%	6525	25.04%	151	0.58%

Statement of Votes Cast by Contests, Geography by Choice
 Deschutes County, May 19, 2020 Primary Election, Final Official Results
 All Precincts, All Districts, All ScanStations, All Contests, All Boxes
 Total Ballots Cast: 63299, Registered Voters: 142050, Overall Turnout: 44.56%
 50 precincts reported out of 50 total

Page: 14 of 47
 2020-06-08
 10:52:19

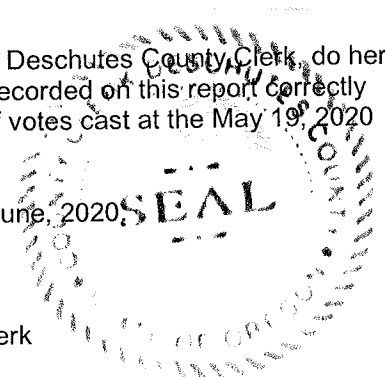
Secretary of State (DEM) (Vote for 1)

Precinct	Ballots Cast	Reg. Voters	Total Votes	Over Votes	Under Votes
Precinct 01	1049	1514	1012	0	37
Precinct 02	682	1070	659	0	23
Precinct 03	1441	2025	1386	0	55
Precinct 04	1032	1585	1002	0	30
Precinct 05	1095	1672	1032	0	63
Precinct 06	706	1246	679	0	27
Precinct 07	594	874	578	0	16
Precinct 08	161	211	149	0	12
Precinct 09	437	793	424	0	13
Precinct 10	127	221	116	0	11
Precinct 11	345	485	335	0	10
Precinct 12	460	731	439	0	21
Precinct 13	269	416	246	0	23
Precinct 14	349	562	332	0	17
Precinct 15	332	430	317	0	15
Precinct 16	406	514	392	0	14
Precinct 17	685	1306	640	0	45
Precinct 18	507	798	466	0	41
Precinct 19	157	294	152	0	5
Precinct 20	922	1594	891	0	31
Precinct 21	252	410	242	0	10
Precinct 22	73	95	66	0	7
Precinct 23	140	274	129	0	11
Precinct 24	120	210	102	0	18
Precinct 25	787	1403	736	0	51
Precinct 26	643	1028	615	0	28
Precinct 27	747	1088	714	0	33
Precinct 28	788	1487	738	0	50
Precinct 29	584	985	543	0	41
Precinct 30	551	768	530	0	21
Precinct 31	711	941	662	0	49
Precinct 32	789	1394	757	1	31
Precinct 33	771	1128	733	0	38
Precinct 34	710	1251	664	0	46
Precinct 35	936	1204	894	0	42
Precinct 36	745	1241	695	0	50
Precinct 37	290	407	278	0	12
Precinct 38	593	940	562	0	31
Precinct 39	578	964	538	0	40
Precinct 40	178	301	169	0	9
Precinct 41	524	839	501	0	23
Precinct 42	579	1063	551	0	28
Precinct 43	401	518	380	0	21
Precinct 44	751	1192	722	0	29
Precinct 45	424	598	410	0	14
Precinct 46	522	847	503	0	19
Precinct 47	808	1148	773	0	35
Precinct 48	218	366	198	0	20
Precinct 49	230	328	219	0	11
Precinct 50	205	346	187	0	18
Total	27404	43105	26058	1	1345

I, Nancy Blankenship, Deschutes County Clerk, do hereby
 certify that the votes recorded on this report correctly
 summarize the tally of votes cast at the May 19, 2020
 Primary Election.

Dated this 8th day of June, 2020

Nancy Blankenship
 Deschutes County Clerk



Statement of Votes Cast by Contests, Geography by Choice
 Deschutes County, May 19, 2020 Primary Election, Final Official Results
 All Precincts, All Districts, All ScanStations, All Contests, All Boxes
 Total Ballots Cast: 63299, Registered Voters: 142050, Overall Turnout: 44.56%
 50 precincts reported out of 50 total

Page: 15 of 47
 2020-06-08
 10:52:19


Secretary of State (REP) (Vote for 1)

Precinct	Ballots Cast	Reg. Voters	Total Votes	Kim Thatcher	Dave W Stauffer	Write-in	Over Votes	Under Votes
Precinct 01	294	481	237	199 83.97%	34 14.35%	4 1.69%	0	57
Precinct 02	718	1110	616	552 89.61%	64 10.39%	0 0.00%	0	102
Precinct 03	399	642	334	293 87.72%	33 9.88%	8 2.40%	0	65
Precinct 04	348	641	296	251 84.80%	38 12.84%	7 2.36%	0	52
Precinct 05	739	1251	641	552 86.12%	85 13.26%	4 0.62%	0	98
Precinct 06	389	794	337	285 84.57%	49 14.54%	3 0.89%	0	52
Precinct 07	168	298	129	109 84.50%	14 10.85%	6 4.65%	0	39
Precinct 08	120	188	96	85 88.54%	11 11.46%	0 0.00%	0	24
Precinct 09	270	505	226	195 86.28%	29 12.83%	2 0.88%	0	44
Precinct 10	285	511	247	210 85.02%	36 14.57%	1 0.40%	0	38
Precinct 11	187	353	172	146 84.88%	24 13.95%	2 1.16%	0	15
Precinct 12	718	1144	604	517 85.60%	82 13.58%	5 0.83%	0	114
Precinct 13	283	464	241	221 91.70%	20 8.30%	0 0.00%	0	42
Precinct 14	550	815	458	399 87.12%	57 12.45%	2 0.44%	0	92
Precinct 15	320	475	283	251 88.69%	30 10.60%	2 0.71%	0	37
Precinct 16	426	571	354	311 87.85%	39 11.02%	4 1.13%	1	71
Precinct 17	820	1491	704	570 80.97%	128 18.18%	6 0.85%	0	116
Precinct 18	1037	1560	902	776 86.03%	123 13.64%	3 0.33%	0	135
Precinct 19	316	551	268	222 82.84%	42 15.67%	4 1.49%	0	48
Precinct 20	842	1486	718	634 88.30%	75 10.45%	9 1.25%	0	124
Precinct 21	457	659	408	360 88.24%	42 10.29%	6 1.47%	0	49
Precinct 22	85	124	64	56 87.50%	8 12.50%	0 0.00%	0	21
Precinct 23	280	460	233	182 78.11%	49 21.03%	2 0.86%	0	47
Precinct 24	284	418	242	210 86.78%	30 12.40%	2 0.83%	0	42
Precinct 25	490	975	419	359 85.68%	56 13.37%	4 0.95%	0	71
Precinct 26	427	836	365	308 84.38%	54 14.79%	3 0.82%	0	62
Precinct 27	178	314	152	127 83.55%	22 14.47%	3 1.97%	0	26
Precinct 28	1134	2031	955	803 84.08%	145 15.18%	7 0.73%	0	179
Precinct 29	993	1609	876	753 85.96%	116 13.24%	7 0.80%	0	117
Precinct 30	404	673	355	308 86.76%	45 12.68%	2 0.56%	0	49
Precinct 31	1169	1644	1009	884 87.61%	119 11.79%	6 0.59%	0	160
Precinct 32	347	622	288	240 83.33%	45 15.62%	3 1.04%	0	59
Precinct 33	766	1151	635	538 84.72%	94 14.80%	3 0.47%	0	131
Precinct 34	538	991	459	399 86.93%	57 12.42%	3 0.65%	0	79
Precinct 35	709	1002	605	536 88.60%	62 10.25%	7 1.16%	0	104
Precinct 36	1170	1888	1010	867 85.84%	138 13.66%	5 0.50%	0	160
Precinct 37	279	430	236	207 87.71%	29 12.29%	0 0.00%	0	43
Precinct 38	598	1023	499	425 85.17%	71 14.23%	3 0.60%	0	99
Precinct 39	907	1448	791	623 78.76%	167 21.11%	1 0.13%	0	116
Precinct 40	320	514	281	241 85.77%	39 13.88%	1 0.36%	0	39
Precinct 41	616	1007	532	446 83.83%	80 15.04%	6 1.13%	0	84
Precinct 42	742	1215	659	558 84.67%	97 14.72%	4 0.61%	0	83
Precinct 43	528	761	454	409 90.09%	42 9.25%	3 0.66%	0	74
Precinct 44	615	1007	530	453 85.47%	73 13.77%	4 0.75%	0	85
Precinct 45	421	644	354	308 87.01%	44 12.43%	2 0.56%	0	67
Precinct 46	368	628	311	266 85.53%	43 13.83%	2 0.64%	0	57
Precinct 47	555	848	444	394 88.74%	48 10.81%	2 0.45%	0	111
Precinct 48	554	801	465	393 84.52%	68 14.62%	4 0.86%	0	89
Precinct 49	200	266	168	150 89.29%	16 9.52%	2 1.19%	0	32
Precinct 50	445	661	399	329 82.46%	69 17.29%	1 0.25%	0	46
Total	25808	41981	22061	18910 85.72%	2981 13.51%	170 0.77%	1	3746

I, Nancy Blankenship, Deschutes County Clerk, do hereby
 certify that the votes recorded on this report correctly
 summarize the tally of votes cast at the May 19, 2020
 Primary Election.

Dated this 8th day of June, 2020.

Nancy Blankenship
 Deschutes County Clerk



Statement of Votes Cast by Contests, Geography by Choice
 Deschutes County, May 19, 2020 Primary Election, Final Official Results
 All Precincts, All Districts, All ScanStations, All Contests, All Boxes
 Total Ballots Cast: 63299, Registered Voters: 142050, Overall Turnout: 44.56%
 50 precincts reported out of 50 total

Page: 16 of 47
 2020-06-08
 10:52:19


State Treasurer (DEM) (Vote for 1)

Precinct	Ballots Cast	Reg. Voters	Total Votes	Tobias Read	Write-in	Over Votes	Under Votes
Precinct 01	1049	1514	807	802 99.38%	5 0.62%	0	242
Precinct 02	682	1070	552	548 99.28%	4 0.72%	0	130
Precinct 03	1441	2025	1125	1123 99.82%	2 0.18%	0	316
Precinct 04	1032	1585	774	768 99.22%	6 0.78%	0	258
Precinct 05	1095	1672	841	838 99.64%	3 0.36%	0	254
Precinct 06	706	1246	552	545 98.73%	7 1.27%	0	154
Precinct 07	594	874	447	444 99.33%	3 0.67%	0	147
Precinct 08	161	211	122	122 100.00%	0 0.00%	0	39
Precinct 09	437	793	325	323 99.38%	2 0.62%	0	112
Precinct 10	127	221	95	94 98.95%	1 1.05%	0	32
Precinct 11	345	485	272	268 98.53%	4 1.47%	0	73
Precinct 12	460	731	354	350 98.87%	4 1.13%	0	106
Precinct 13	269	416	212	211 99.53%	1 0.47%	0	57
Precinct 14	349	562	282	280 99.29%	2 0.71%	0	67
Precinct 15	332	430	258	256 99.22%	2 0.78%	0	74
Precinct 16	406	514	337	334 99.11%	3 0.89%	0	69
Precinct 17	685	1306	535	525 98.13%	10 1.87%	0	150
Precinct 18	507	798	394	387 98.22%	7 1.78%	0	113
Precinct 19	157	294	121	119 98.35%	2 1.65%	0	36
Precinct 20	922	1594	730	725 99.32%	5 0.68%	0	192
Precinct 21	252	410	207	205 99.03%	2 0.97%	0	45
Precinct 22	73	95	67	67 100.00%	0 0.00%	0	6
Precinct 23	140	274	105	100 95.24%	5 4.76%	0	35
Precinct 24	120	210	91	91 100.00%	0 0.00%	0	29
Precinct 25	787	1403	609	607 99.67%	2 0.33%	0	178
Precinct 26	643	1028	505	499 98.81%	6 1.19%	0	138
Precinct 27	747	1088	555	548 98.74%	7 1.26%	0	192
Precinct 28	788	1487	634	625 98.58%	9 1.42%	0	154
Precinct 29	584	985	480	477 99.38%	3 0.62%	0	104
Precinct 30	551	768	456	454 99.56%	2 0.44%	0	95
Precinct 31	711	941	554	549 99.10%	5 0.90%	0	157
Precinct 32	789	1394	599	590 98.50%	9 1.50%	0	190
Precinct 33	771	1128	605	600 99.17%	5 0.83%	0	166
Precinct 34	710	1251	560	554 98.93%	6 1.07%	0	150
Precinct 35	936	1204	754	753 99.87%	1 0.13%	0	182
Precinct 36	745	1241	566	563 99.47%	3 0.53%	0	179
Precinct 37	290	407	223	221 99.10%	2 0.90%	0	67
Precinct 38	593	940	470	461 98.09%	9 1.91%	0	123
Precinct 39	578	964	439	432 98.41%	7 1.59%	0	139
Precinct 40	178	301	142	139 97.89%	3 2.11%	0	36
Precinct 41	524	839	392	385 98.21%	7 1.79%	0	132
Precinct 42	579	1063	427	422 98.83%	5 1.17%	0	152
Precinct 43	401	518	303	301 99.34%	2 0.66%	0	98
Precinct 44	751	1192	581	578 99.48%	3 0.52%	0	170
Precinct 45	424	598	347	345 99.42%	2 0.58%	0	77
Precinct 46	522	847	410	405 98.78%	5 1.22%	0	112
Precinct 47	808	1148	647	645 99.69%	2 0.31%	0	161
Precinct 48	218	366	172	171 99.42%	1 0.58%	0	46
Precinct 49	230	328	191	189 98.95%	2 1.05%	0	39
Precinct 50	205	346	160	155 96.88%	5 3.12%	0	45
Total	27404	43105	21386	21193 99.10%	193 0.90%	0	6018

I, Nancy Blankenship, Deschutes County Clerk do hereby
 certify that the votes recorded on this report correctly
 summarize the tally of votes cast at the May 19, 2020
 Primary Election.

Dated this 8th day of June, 2020.

Nancy Blankenship
 Deschutes County Clerk



Statement of Votes Cast by Contests, Geography by Choice
Deschutes County, May 19, 2020 Primary Election, Final Official Results
All Precincts, All Districts, All ScanStations, All Contests, All Boxes
Total Ballots Cast: 63299, Registered Voters: 142050, Overall Turnout: 44.56%
50 precincts reported out of 50 total


Page: 17 of 47
2020-06-08
10:52:19


State Treasurer (REP) (Vote for 1)

Precinct	Ballots Cast	Reg. Voters	Total Votes	Jeff Gudman	Write-in	Over Votes	Under Votes
Precinct 01	294	481	209	207 99.04%	2 0.96%	0	85
Precinct 02	718	1110	529	528 99.81%	1 0.19%	0	189
Precinct 03	399	642	313	304 97.12%	9 2.88%	0	86
Precinct 04	348	641	260	255 98.08%	5 1.92%	0	88
Precinct 05	739	1251	572	568 99.30%	4 0.70%	0	167
Precinct 06	389	794	294	286 97.28%	8 2.72%	0	95
Precinct 07	168	298	111	107 96.40%	4 3.60%	0	57
Precinct 08	120	188	95	95 100.00%	0 0.00%	0	25
Precinct 09	270	505	201	200 99.50%	1 0.50%	0	69
Precinct 10	285	511	226	226 100.00%	0 0.00%	0	59
Precinct 11	187	353	141	139 98.58%	2 1.42%	0	46
Precinct 12	718	1144	521	516 99.04%	5 0.96%	0	197
Precinct 13	283	464	209	208 99.52%	1 0.48%	0	74
Precinct 14	550	815	376	375 99.73%	1 0.27%	0	174
Precinct 15	320	475	243	243 100.00%	0 0.00%	0	77
Precinct 16	426	571	322	317 98.45%	5 1.55%	0	104
Precinct 17	820	1491	632	624 98.73%	8 1.27%	0	188
Precinct 18	1037	1560	775	772 99.61%	3 0.39%	0	262
Precinct 19	316	551	238	235 98.74%	3 1.26%	0	78
Precinct 20	842	1486	629	619 98.41%	10 1.59%	0	213
Precinct 21	457	659	344	337 97.97%	7 2.03%	0	113
Precinct 22	85	124	55	55 100.00%	0 0.00%	0	30
Precinct 23	280	460	221	219 99.10%	2 0.90%	0	59
Precinct 24	284	418	216	214 99.07%	2 0.93%	0	68
Precinct 25	490	975	376	372 98.94%	4 1.06%	0	114
Precinct 26	427	836	326	323 99.08%	3 0.92%	0	101
Precinct 27	178	314	140	138 98.57%	2 1.43%	0	38
Precinct 28	1134	2031	856	853 99.65%	3 0.35%	0	278
Precinct 29	993	1609	781	778 99.62%	3 0.38%	0	212
Precinct 30	404	673	310	308 99.35%	2 0.65%	0	94
Precinct 31	1169	1644	845	839 99.29%	6 0.71%	0	324
Precinct 32	347	622	250	248 99.20%	2 0.80%	0	97
Precinct 33	766	1151	542	539 99.45%	3 0.55%	0	224
Precinct 34	538	991	421	420 99.76%	1 0.24%	0	117
Precinct 35	709	1002	539	533 98.89%	6 1.11%	0	170
Precinct 36	1170	1888	882	879 99.66%	3 0.34%	0	288
Precinct 37	279	430	213	213 100.00%	0 0.00%	0	66
Precinct 38	598	1023	455	451 99.12%	4 0.88%	0	143
Precinct 39	907	1448	691	685 99.13%	6 0.87%	0	216
Precinct 40	320	514	250	250 100.00%	0 0.00%	0	70
Precinct 41	616	1007	468	465 99.36%	3 0.64%	0	148
Precinct 42	742	1215	583	579 99.31%	4 0.69%	0	159
Precinct 43	528	761	398	395 99.25%	3 0.75%	0	130
Precinct 44	615	1007	462	459 99.35%	3 0.65%	0	153
Precinct 45	421	644	309	307 99.35%	2 0.65%	0	112
Precinct 46	368	628	278	278 100.00%	0 0.00%	0	90
Precinct 47	555	848	408	406 99.51%	2 0.49%	0	147
Precinct 48	554	801	431	430 99.77%	1 0.23%	0	123
Precinct 49	200	266	148	145 97.97%	3 2.03%	0	52
Precinct 50	445	661	347	347 100.00%	0 0.00%	0	98
Total	25808	41981	19441	19289 99.22%	152 0.78%	0	6367

I, Nancy Blankenship, Deschutes County Clerk, do hereby certify that the votes recorded on this report correctly summarize the tally of votes cast at the May 19, 2020 Primary Election.

Dated this 8th day of June, 2020.


Nancy Blankenship
Deschutes County Clerk



Statement of Votes Cast by Contests, Geography by Choice
 Deschutes County, May 19, 2020 Primary Election, Final Official Results
 All Precincts, All Districts, All ScanStations, All Contests, All Boxes
 Total Ballots Cast: 63299, Registered Voters: 142050, Overall Turnout: 44.56%
 50 precincts reported out of 50 total

Page: 18 of 47
 2020-06-08
 10:52:19


Attorney General (DEM) (Vote for 1)

Precinct	Ballots Cast	Reg. Voters	Total Votes	Ellen Rosenblum	Write-in	Over Votes	Under Votes
Precinct 01	1049	1514	839	832 99.17%	7 0.83%	0	210
Precinct 02	682	1070	565	562 99.47%	3 0.53%	0	117
Precinct 03	1441	2025	1163	1161 99.83%	2 0.17%	0	278
Precinct 04	1032	1585	805	800 99.38%	5 0.62%	0	227
Precinct 05	1095	1672	885	882 99.66%	3 0.34%	0	210
Precinct 06	706	1246	569	566 99.47%	3 0.53%	0	137
Precinct 07	594	874	479	477 99.58%	2 0.42%	0	115
Precinct 08	161	211	135	135 100.00%	0 0.00%	0	26
Precinct 09	437	793	349	348 99.71%	1 0.29%	0	88
Precinct 10	127	221	101	100 99.01%	1 0.99%	0	26
Precinct 11	345	485	278	278 100.00%	0 0.00%	0	67
Precinct 12	460	731	375	372 99.20%	3 0.80%	0	85
Precinct 13	269	416	212	211 99.53%	1 0.47%	0	57
Precinct 14	349	562	290	289 99.66%	1 0.34%	0	59
Precinct 15	332	430	266	264 99.25%	2 0.75%	0	66
Precinct 16	406	514	346	342 98.84%	4 1.16%	0	60
Precinct 17	685	1306	547	541 98.90%	6 1.10%	0	138
Precinct 18	507	798	399	393 98.50%	6 1.50%	0	108
Precinct 19	157	294	130	129 99.23%	1 0.77%	0	27
Precinct 20	922	1594	759	756 99.60%	3 0.40%	0	163
Precinct 21	252	410	212	212 100.00%	0 0.00%	0	40
Precinct 22	73	95	66	66 100.00%	0 0.00%	0	7
Precinct 23	140	274	108	106 98.15%	2 1.85%	0	32
Precinct 24	120	210	91	91 100.00%	0 0.00%	0	29
Precinct 25	787	1403	621	619 99.68%	2 0.32%	0	166
Precinct 26	643	1028	518	516 99.61%	2 0.39%	0	125
Precinct 27	747	1088	573	568 99.13%	5 0.87%	0	174
Precinct 28	788	1487	648	643 99.23%	5 0.77%	0	140
Precinct 29	584	985	491	488 99.39%	3 0.61%	0	93
Precinct 30	551	768	474	472 99.58%	2 0.42%	0	77
Precinct 31	711	941	568	563 99.12%	5 0.88%	0	143
Precinct 32	789	1394	615	609 99.02%	6 0.98%	0	174
Precinct 33	771	1128	615	610 99.19%	5 0.81%	0	156
Precinct 34	710	1251	572	570 99.65%	2 0.35%	0	138
Precinct 35	936	1204	771	769 99.74%	2 0.26%	0	165
Precinct 36	745	1241	593	589 99.33%	4 0.67%	0	152
Precinct 37	290	407	234	233 99.57%	1 0.43%	0	56
Precinct 38	593	940	486	482 99.18%	4 0.82%	0	107
Precinct 39	578	964	452	447 98.89%	5 1.11%	0	126
Precinct 40	178	301	143	143 100.00%	0 0.00%	0	35
Precinct 41	524	839	401	397 99.00%	4 1.00%	0	123
Precinct 42	579	1063	449	445 99.11%	4 0.89%	0	130
Precinct 43	401	518	321	321 100.00%	0 0.00%	0	80
Precinct 44	751	1192	606	604 99.67%	2 0.33%	0	145
Precinct 45	424	598	351	349 99.43%	2 0.57%	0	73
Precinct 46	522	847	426	425 99.77%	1 0.23%	0	96
Precinct 47	808	1148	674	673 99.85%	1 0.15%	0	134
Precinct 48	218	366	180	178 98.89%	2 1.11%	0	38
Precinct 49	230	328	187	187 100.00%	0 0.00%	0	43
Precinct 50	205	346	160	156 97.50%	4 2.50%	0	45
Total	27404	43105	22098	21969 99.42%	129 0.58%	0	5306

I, Nancy Blankenship, Deschutes County Clerk, do hereby
 certify that the votes recorded on this report correctly
 summarize the tally of votes cast at the May 19, 2020
 Primary Election.

Dated this 8th day of June, 2020.

Nancy Blankenship
 Deschutes County Clerk



Statement of Votes Cast by Contests, Geography by Choice
 Deschutes County, May 19, 2020 Primary Election, Final Official Results
 All Precincts, All Districts, All ScanStations, All Contests, All Boxes
 Total Ballots Cast: 63299, Registered Voters: 142050, Overall Turnout: 44.56%
 50 precincts reported out of 50 total

Page: 19 of 47
 2020-06-08
 10:52:19


Attorney General (REP) (Vote for 1)

Precinct	Ballots Cast	Reg. Voters	Total Votes	Michael Cross	Write-in	Over Votes	Under Votes
Precinct 01	294	481	188	185 98.40%	3 1.60%	0	106
Precinct 02	718	1110	497	496 99.80%	1 0.20%	0	221
Precinct 03	399	642	284	274 96.48%	10 3.52%	0	115
Precinct 04	348	641	247	239 96.76%	8 3.24%	0	101
Precinct 05	739	1251	538	527 97.96%	11 2.04%	0	201
Precinct 06	389	794	270	260 96.30%	10 3.70%	0	119
Precinct 07	168	298	95	91 95.79%	4 4.21%	0	73
Precinct 08	120	188	87	87 100.00%	0 0.00%	0	33
Precinct 09	270	505	193	191 98.96%	2 1.04%	0	77
Precinct 10	285	511	210	202 96.19%	8 3.81%	0	75
Precinct 11	187	353	138	135 97.83%	3 2.17%	0	49
Precinct 12	718	1144	482	469 97.30%	13 2.70%	0	236
Precinct 13	283	464	196	192 97.96%	4 2.04%	0	87
Precinct 14	550	815	361	358 99.17%	3 0.83%	0	189
Precinct 15	320	475	226	224 99.12%	2 0.88%	0	94
Precinct 16	426	571	294	290 98.64%	4 1.36%	0	132
Precinct 17	820	1491	601	587 97.67%	14 2.33%	0	219
Precinct 18	1037	1560	739	735 99.46%	4 0.54%	0	298
Precinct 19	316	551	224	217 96.88%	7 3.12%	0	92
Precinct 20	842	1486	590	571 96.78%	19 3.22%	0	252
Precinct 21	457	659	324	310 95.68%	14 4.32%	0	133
Precinct 22	85	124	48	48 100.00%	0 0.00%	0	37
Precinct 23	280	460	210	208 99.05%	2 0.95%	0	70
Precinct 24	284	418	206	197 95.63%	9 4.37%	0	78
Precinct 25	490	975	357	353 98.88%	4 1.12%	0	133
Precinct 26	427	836	317	310 97.79%	7 2.21%	0	110
Precinct 27	178	314	133	130 97.74%	3 2.26%	0	45
Precinct 28	1134	2031	823	810 98.42%	13 1.58%	0	311
Precinct 29	993	1609	732	723 98.77%	9 1.23%	0	261
Precinct 30	404	673	291	287 98.63%	4 1.37%	0	113
Precinct 31	1169	1644	792	785 99.12%	7 0.88%	0	377
Precinct 32	347	622	236	227 96.19%	9 3.81%	0	111
Precinct 33	766	1151	513	504 98.25%	9 1.75%	0	253
Precinct 34	538	991	391	385 98.47%	6 1.53%	0	147
Precinct 35	709	1002	484	469 96.90%	15 3.10%	0	225
Precinct 36	1170	1888	846	834 98.58%	12 1.42%	0	324
Precinct 37	279	430	208	206 99.04%	2 0.96%	0	71
Precinct 38	598	1023	434	424 97.70%	10 2.30%	0	164
Precinct 39	907	1448	659	647 98.18%	12 1.82%	0	248
Precinct 40	320	514	238	229 96.22%	9 3.78%	0	82
Precinct 41	616	1007	435	431 99.08%	4 0.92%	0	181
Precinct 42	742	1215	545	538 98.72%	7 1.28%	0	197
Precinct 43	528	761	376	362 96.28%	14 3.72%	0	152
Precinct 44	615	1007	431	422 97.91%	9 2.09%	0	184
Precinct 45	421	644	278	275 98.92%	3 1.08%	0	143
Precinct 46	368	628	268	266 99.25%	2 0.75%	0	100
Precinct 47	555	848	366	362 98.91%	4 1.09%	0	189
Precinct 48	554	801	408	399 97.79%	9 2.21%	0	146
Precinct 49	200	266	140	135 96.43%	5 3.57%	0	60
Precinct 50	445	661	335	328 97.91%	7 2.09%	0	110
Total	25808	41981	18284	17934 98.09%	350 1.91%	0	7524

I, Nancy Blankenship, Deschutes County Clerk, do hereby
 certify that the votes recorded on this report correctly
 summarize the tally of votes cast at the May 19, 2020
 Primary Election.

Dated this 8th day of June, 2020.

Nancy Blankenship
 Deschutes County Clerk



Statement of Votes Cast by Contests, Geography by Choice
 Deschutes County, May 19, 2020 Primary Election, Final Official Results
 All Precincts, All Districts, All ScanStations, All Contests, All Boxes
 Total Ballots Cast: 63299, Registered Voters: 142050, Overall Turnout: 44.56%
 50 precincts reported out of 50 total

Page: 20 of 47
 2020-06-08
 10:52:19

State Senator, 27th District (DEM) (Vote for 1)

Precinct	Ballots Cast	Reg. Voters	Total Votes	Eileen Kiely	Write-in	Over Votes	Under Votes
Precinct 01	1049	1514	820	811 98.90%	9 1.10%	0	229
Precinct 02	682	1070	554	552 99.64%	2 0.36%	0	128
Precinct 03	1441	2025	1128	1126 99.82%	2 0.18%	0	313
Precinct 04	1032	1585	801	795 99.25%	6 0.75%	0	231
Precinct 05	1095	1672	872	868 99.54%	4 0.46%	1	222
Precinct 06	706	1246	565	558 98.76%	7 1.24%	0	141
Precinct 07	594	874	463	460 99.35%	3 0.65%	0	131
Precinct 08	161	211	125	124 99.20%	1 0.80%	0	36
Precinct 09	437	793	331	328 99.09%	3 0.91%	0	106
Precinct 11	345	485	282	275 97.52%	7 2.48%	0	63
Precinct 12	460	731	375	369 98.40%	6 1.60%	0	85
Precinct 13	269	416	214	213 99.53%	1 0.47%	0	55
Precinct 16	406	514	346	342 98.84%	4 1.16%	0	60
Precinct 17	685	1306	551	541 98.19%	10 1.81%	0	134
Precinct 19	157	294	124	123 99.19%	1 0.81%	0	33
Precinct 20	922	1594	743	738 99.33%	5 0.67%	0	179
Precinct 21	252	410	212	210 99.06%	2 0.94%	0	40
Precinct 25	787	1403	608	603 99.18%	5 0.82%	0	179
Precinct 26	643	1028	515	510 99.03%	5 0.97%	0	128
Precinct 27	747	1088	567	562 99.12%	5 0.88%	0	180
Precinct 28	788	1487	640	626 97.81%	14 2.19%	0	148
Precinct 29	584	985	479	476 99.37%	3 0.63%	0	105
Precinct 32	789	1394	618	611 98.87%	7 1.13%	0	171
Precinct 33	771	1128	602	595 98.84%	7 1.16%	0	169
Precinct 34	710	1251	557	551 98.92%	6 1.08%	0	153
Precinct 35	936	1204	767	765 99.74%	2 0.26%	0	169
Precinct 36	745	1241	576	572 99.31%	4 0.69%	0	169
Precinct 37	290	407	228	224 98.25%	4 1.75%	0	62
Precinct 38	593	940	480	473 98.54%	7 1.46%	0	113
Precinct 41	524	839	401	392 97.76%	9 2.24%	0	123
Precinct 42	579	1063	431	427 99.07%	4 0.93%	0	148
Precinct 43	401	518	309	306 99.03%	3 0.97%	0	92
Precinct 44	751	1192	605	601 99.34%	4 0.66%	0	146
Precinct 46	522	847	413	411 99.52%	2 0.48%	0	109
Precinct 47	808	1148	648	647 99.85%	1 0.15%	0	160
Precinct 49	230	328	188	186 98.94%	2 1.06%	0	42
Total	22891	36231	18138	17971 99.08%	167 0.92%	1	4752

I, Nancy Blankenship, Deschutes County Clerk, do hereby
 certify that the votes recorded on this report correctly
 summarize the tally of votes cast at the May 19, 2020
 Primary Election.

Dated this 8th day of June, 2020.


 Nancy Blankenship
 Deschutes County Clerk

SEAL

Statement of Votes Cast by Contests, Geography by Choice
 Deschutes County, May 19, 2020 Primary Election, Final Official Results
 All Precincts, All Districts, All ScanStations, All Contests, All Boxes
 Total Ballots Cast: 63299, Registered Voters: 142050, Overall Turnout: 44.56%
 50 precincts reported out of 50 total

Page: 21 of 47
 2020-06-08
 10:52:19


State Senator, 27th District (REP) (Vote for 1)

Precinct	Ballots Cast	Reg. Voters	Total Votes	Tim Knopp	Write-in	Over Votes	Under Votes
Precinct 01	294	481	227	224 98.68%	3 1.32%	0	67
Precinct 02	718	1110	597	596 99.83%	1 0.17%	0	121
Precinct 03	399	642	340	332 97.65%	8 2.35%	0	59
Precinct 04	348	641	287	283 98.61%	4 1.39%	0	61
Precinct 05	739	1251	630	625 99.21%	5 0.79%	0	109
Precinct 06	389	794	330	325 98.48%	5 1.52%	0	59
Precinct 07	168	298	131	126 96.18%	5 3.82%	0	37
Precinct 08	120	188	97	96 98.97%	1 1.03%	0	23
Precinct 09	270	505	239	238 99.58%	1 0.42%	0	31
Precinct 11	187	353	159	157 98.74%	2 1.26%	0	28
Precinct 12	718	1144	593	584 98.48%	9 1.52%	0	125
Precinct 13	283	464	236	233 98.73%	3 1.27%	0	47
Precinct 16	426	571	331	329 99.40%	2 0.60%	0	95
Precinct 17	820	1491	686	680 99.13%	6 0.87%	0	134
Precinct 19	316	551	261	257 98.47%	4 1.53%	0	55
Precinct 20	842	1486	705	694 98.44%	11 1.56%	0	137
Precinct 21	457	659	379	373 98.42%	6 1.58%	0	78
Precinct 25	490	975	425	421 99.06%	4 0.94%	0	65
Precinct 26	427	836	365	362 99.18%	3 0.82%	0	62
Precinct 27	178	314	147	143 97.28%	4 2.72%	0	31
Precinct 28	1134	2031	933	923 98.93%	10 1.07%	0	201
Precinct 29	993	1609	827	820 99.15%	7 0.85%	0	166
Precinct 32	347	622	277	274 98.92%	3 1.08%	0	70
Precinct 33	766	1151	638	633 99.22%	5 0.78%	0	128
Precinct 34	538	991	465	462 99.35%	3 0.65%	0	73
Precinct 35	709	1002	590	581 98.47%	9 1.53%	0	119
Precinct 36	1170	1888	967	957 98.97%	10 1.03%	0	203
Precinct 37	279	430	236	236 100.00%	0 0.00%	0	43
Precinct 38	598	1023	481	477 99.17%	4 0.83%	0	117
Precinct 41	616	1007	513	512 99.81%	1 0.19%	0	103
Precinct 42	742	1215	650	646 99.38%	4 0.62%	0	92
Precinct 43	528	761	440	434 98.64%	6 1.36%	0	88
Precinct 44	615	1007	522	516 98.85%	6 1.15%	0	93
Precinct 46	368	628	304	303 99.67%	1 0.33%	0	64
Precinct 47	555	848	468	466 99.57%	2 0.43%	0	87
Precinct 49	200	266	168	165 98.21%	3 1.79%	0	32
Total	18747	31233	15644	15483 98.97%	161 1.03%	0	3103

I, Nancy Blankenship, Deschutes County Clerk, do hereby certify that the votes recorded on this report correctly summarize the tally of votes cast at the May 19, 2020 Primary Election.

Dated this 8th day of June, 2020.


 Nancy Blankenship
 Deschutes County Clerk



Statement of Votes Cast by Contests, Geography by Choice
Deschutes County, May 19, 2020 Primary Election, Final Official Results
All Precincts, All Districts, All ScanStations, All Contests, All Boxes
Total Ballots Cast: 63299, Registered Voters: 142050, Overall Turnout: 44.56%
50 precincts reported out of 50 total

Page: 22 of 47
2020-06-08
10:52:19


State Senator, 28th District (DEM) (Vote for 1)

Precinct	Ballots Cast	Reg. Voters	Total Votes	Hugh Palcic		Write-in		Over Votes	Under Votes
Precinct 10	127	221	92	91	98.91%	1	1.09%	0	35
Precinct 23	140	274	101	95	94.06%	6	5.94%	0	39
Precinct 24	120	210	82	82	100.00%	0	0.00%	0	38
Precinct 39	578	964	420	414	98.57%	6	1.43%	1	157
Precinct 40	178	301	128	126	98.44%	2	1.56%	0	50
Precinct 50	205	346	146	140	95.89%	6	4.11%	0	59
Total	1348	2316	969	948	97.83%	21	2.17%	1	378

I, Nancy Blankenship, Deschutes County Clerk, do hereby certify that the votes recorded on this report correctly summarize the tally of votes cast at the May 19, 2020 Primary Election.

Dated this 8th day of June, 2020


Nancy Blankenship
Deschutes County Clerk



Statement of Votes Cast by Contests, Geography by Choice
Deschutes County, May 19, 2020 Primary Election, Final Official Results
All Precincts, All Districts, All ScanStations, All Contests, All Boxes
Total Ballots Cast: 63299, Registered Voters: 142050, Overall Turnout: 44.56%
50 precincts reported out of 50 total

Page: 23 of 47
2020-06-08
10:52:19


State Senator, 28th District (REP) (Vote for 1)

Precinct	Ballots Cast	Reg. Voters	Total Votes	Dennis Linthicum	Write-in	Over Votes	Under Votes
Precinct 10	285	511	227	227 100.00%	0 0.00%	0	58
Precinct 23	280	460	222	221 99.55%	1 0.45%	0	58
Precinct 24	284	418	221	219 99.10%	2 0.90%	0	63
Precinct 39	907	1448	703	700 99.57%	3 0.43%	0	204
Precinct 40	320	514	244	244 100.00%	0 0.00%	0	76
Precinct 50	445	661	353	353 100.00%	0 0.00%	0	92
Total	2521	4012	1970	1964 99.70%	6 0.30%	0	551

I, Nancy Blankenship, Deschutes County Clerk, do hereby
certify that the votes recorded on this report correctly
summarize the tally of votes cast at the May 19, 2020
Primary Election.

Dated this 8th day of June, 2020.


Nancy Blankenship
Deschutes County Clerk



Statement of Votes Cast by Contests, Geography by Choice
Deschutes County, May 19, 2020 Primary Election, Final Official Results
All Precincts, All Districts, All ScanStations, All Contests, All Boxes
Total Ballots Cast: 63299, Registered Voters: 142050, Overall Turnout: 44.56%
50 precincts reported out of 50 total

Page: 24 of 47
2020-06-08
10:52:19

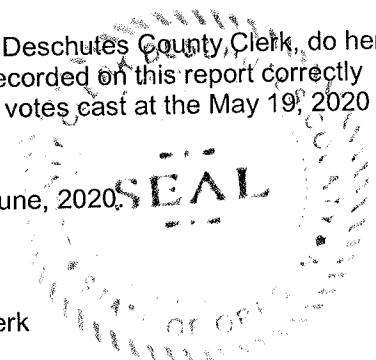
State Senator, 30th District (DEM) (Vote for 1)

Precinct	Ballots Cast	Reg. Voters	Total Votes	Carina M Miller	Write-in	Over Votes	Under Votes
Precinct 14	349	562	278	277 99.64%	1 0.36%	0	71
Precinct 15	332	430	252	250 99.21%	2 0.79%	0	80
Precinct 18	507	798	386	377 97.67%	9 2.33%	0	121
Precinct 22	73	95	61	60 98.36%	1 1.64%	0	12
Precinct 30	551	768	460	458 99.57%	2 0.43%	0	91
Precinct 31	711	941	542	538 99.26%	4 0.74%	0	169
Precinct 45	424	598	345	341 98.84%	4 1.16%	0	79
Precinct 48	218	366	173	173 100.00%	0 0.00%	0	45
Total	3165	4558	2497	2474 99.08%	23 0.92%	0	668

I, Nancy Blankenship, Deschutes County Clerk, do hereby
certify that the votes recorded on this report correctly
summarize the tally of votes cast at the May 19, 2020
Primary Election.

Dated this 8th day of June, 2020.


Nancy Blankenship
Deschutes County Clerk



Statement of Votes Cast by Contests, Geography by Choice
Deschutes County, May 19, 2020 Primary Election, Final Official Results
All Precincts, All Districts, All ScanStations, All Contests, All Boxes
Total Ballots Cast: 63299, Registered Voters: 142050, Overall Turnout: 44.56%
50 precincts reported out of 50 total

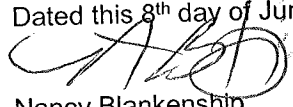
Page: 25 of 47
2020-06-08
10:52:19

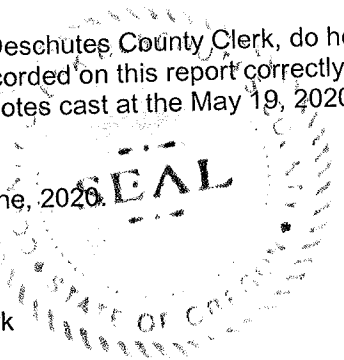
State Senator, 30th District (REP) (Vote for 1)

Precinct	Ballots Cast	Reg. Voters	Total Votes	Lynn P Findley	Write-in	Over Votes	Under Votes
Precinct 14	550	815	380	379 99.74%	1 0.26%	0	170
Precinct 15	320	475	238	238 100.00%	0 0.00%	0	82
Precinct 18	1037	1560	766	763 99.61%	3 0.39%	0	271
Precinct 22	85	124	51	51 100.00%	0 0.00%	0	34
Precinct 30	404	673	308	306 99.35%	2 0.65%	0	96
Precinct 31	1169	1644	824	820 99.51%	4 0.49%	0	345
Precinct 45	421	644	293	292 99.66%	1 0.34%	0	128
Precinct 48	554	801	418	413 98.80%	5 1.20%	0	136
Total	4540	6736	3278	3262 99.51%	16 0.49%	0	1262

I, Nancy Blankenship, Deschutes County Clerk, do hereby
certify that the votes recorded on this report correctly
summarize the tally of votes cast at the May 19, 2020
Primary Election.

Dated this 8th day of June, 2020.


Nancy Blankenship
Deschutes County Clerk



Statement of Votes Cast by Contests, Geography by Choice
Deschutes County, May 19, 2020 Primary Election, Final Official Results
All Precincts, All Districts, All ScanStations, All Contests, All Boxes
Total Ballots Cast: 63299, Registered Voters: 142050, Overall Turnout: 44.56%
50 precincts reported out of 50 total

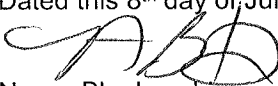
Page: 26 of 47
2020-06-08
10:52:19


State Representative, 53rd District (DEM) (Vote for 1)

Precinct	Ballots Cast	Reg. Voters	Total Votes	Emerson Levy		Write-in		Over Votes	Under Votes
Precinct 11	345	485	270	264	97.78%	6	2.22%	0	75
Precinct 12	460	731	355	349	98.31%	6	1.69%	0	105
Precinct 13	269	416	205	204	99.51%	1	0.49%	0	64
Precinct 16	406	514	326	322	98.77%	4	1.23%	0	80
Precinct 17	685	1306	530	523	98.68%	7	1.32%	0	155
Precinct 19	157	294	124	123	99.19%	1	0.81%	0	33
Precinct 20	922	1594	735	726	98.78%	9	1.22%	0	187
Precinct 21	252	410	206	204	99.03%	2	0.97%	0	46
Precinct 26	643	1028	506	501	99.01%	5	0.99%	0	137
Precinct 28	788	1487	630	619	98.25%	11	1.75%	0	158
Precinct 29	584	985	474	469	98.95%	5	1.05%	0	110
Precinct 35	936	1204	752	748	99.47%	4	0.53%	0	184
Precinct 36	745	1241	573	569	99.30%	4	0.70%	0	172
Precinct 37	290	407	220	217	98.64%	3	1.36%	0	70
Precinct 38	593	940	466	458	98.28%	8	1.72%	0	127
Precinct 41	524	839	392	381	97.19%	11	2.81%	0	132
Precinct 42	579	1063	423	417	98.58%	6	1.42%	0	156
Precinct 43	401	518	301	300	99.67%	1	0.33%	0	100
Precinct 49	230	328	184	180	97.83%	4	2.17%	0	46
Total	9809	15790	7672	7574	98.72%	98	1.28%	0	2137

I, Nancy Blankenship, Deschutes County Clerk, do hereby
certify that the votes recorded on this report correctly
summarize the tally of votes cast at the May 19, 2020
Primary Election.

Dated this 8th day of June, 2020


Nancy Blankenship
Deschutes County Clerk



Statement of Votes Cast by Contests, Geography by Choice
Deschutes County, May 19, 2020 Primary Election, Final Official Results
All Precincts, All Districts, All ScanStations, All Contests, All Boxes
Total Ballots Cast: 63299, Registered Voters: 142050, Overall Turnout: 44.56%
50 precincts reported out of 50 total

Page: 27 of 47
2020-06-08
10:52:19


State Representative, 53rd District (REP) (Vote for 1)

Precinct	Ballots Cast	Reg. Voters	Total Votes	Jack Zika	Write-in	Over Votes	Under Votes
Precinct 11	187	353	151	148 98.01%	3 1.99%	0	36
Precinct 12	718	1144	566	560 98.94%	6 1.06%	0	152
Precinct 13	283	464	229	226 98.69%	3 1.31%	0	54
Precinct 16	426	571	318	314 98.74%	4 1.26%	0	108
Precinct 17	820	1491	666	660 99.10%	6 0.90%	0	154
Precinct 19	316	551	260	257 98.85%	3 1.15%	0	56
Precinct 20	842	1486	678	671 98.97%	7 1.03%	0	164
Precinct 21	457	659	365	362 99.18%	3 0.82%	0	92
Precinct 26	427	836	343	340 99.13%	3 0.87%	0	84
Precinct 28	1134	2031	914	903 98.80%	11 1.20%	0	220
Precinct 29	993	1609	822	820 99.76%	2 0.24%	0	171
Precinct 35	709	1002	559	553 98.93%	6 1.07%	0	150
Precinct 36	1170	1888	966	957 99.07%	9 0.93%	0	204
Precinct 37	279	430	231	231 100.00%	0 0.00%	0	48
Precinct 38	598	1023	470	468 99.57%	2 0.43%	0	128
Precinct 41	616	1007	500	499 99.80%	1 0.20%	0	116
Precinct 42	742	1215	624	620 99.36%	4 0.64%	0	118
Precinct 43	528	761	434	430 99.08%	4 0.92%	0	94
Precinct 49	200	266	162	158 97.53%	4 2.47%	0	38
Total	11445	18787	9258	9177 99.13%	81 0.87%	0	2187

I, Nancy Blankenship, Deschutes County Clerk, do hereby
certify that the votes recorded on this report correctly
summarize the tally of votes cast at the May 19, 2020
Primary Election.

Dated this 8th day of June, 2020


Nancy Blankenship
Deschutes County Clerk



Statement of Votes Cast by Contests, Geography by Choice
Deschutes County, May 19, 2020 Primary Election, Final Official Results
All Precincts, All Districts, All ScanStations, All Contests, All Boxes
Total Ballots Cast: 63299, Registered Voters: 142050, Overall Turnout: 44.56%
50 precincts reported out of 50 total

Page: 28 of 47
2020-06-08
10:52:19


State Representative, 54th District (DEM) (Vote for 1)

Precinct	Ballots Cast	Reg. Voters	Total Votes	Jason Kropf	Write-in	Over Votes	Under Votes
Precinct 01	1049	1514	819	810 98.90%	9 1.10%	0	230
Precinct 02	682	1070	549	545 99.27%	4 0.73%	0	133
Precinct 03	1441	2025	1139	1132 99.39%	7 0.61%	0	302
Precinct 04	1032	1585	788	782 99.24%	6 0.76%	0	244
Precinct 05	1095	1672	861	855 99.30%	6 0.70%	0	234
Precinct 06	706	1246	553	545 98.55%	8 1.45%	0	153
Precinct 07	594	874	446	442 99.10%	4 0.90%	0	148
Precinct 08	161	211	125	123 98.40%	2 1.60%	0	36
Precinct 09	437	793	332	330 99.40%	2 0.60%	0	105
Precinct 25	787	1403	608	604 99.34%	4 0.66%	0	179
Precinct 27	747	1088	555	546 98.38%	9 1.62%	0	192
Precinct 32	789	1394	608	599 98.52%	9 1.48%	0	181
Precinct 33	771	1128	602	595 98.84%	7 1.16%	0	169
Precinct 34	710	1251	555	548 98.74%	7 1.26%	0	155
Precinct 44	751	1192	599	594 99.17%	5 0.83%	0	152
Precinct 46	522	847	413	410 99.27%	3 0.73%	0	109
Precinct 47	808	1148	639	638 99.84%	1 0.16%	0	169
Total	13082	20441	10191	10098 99.09%	93 0.91%	0	2891

I, Nancy Blankenship, Deschutes County Clerk, do hereby
certify that the votes recorded on this report correctly
summarize the tally of votes cast at the May 19, 2020
Primary Election.

Dated this 8th day of June, 2020


Nancy Blankenship
Deschutes County Clerk



Statement of Votes Cast by Contests, Geography by Choice
 Deschutes County, May 19, 2020 Primary Election, Final Official Results
 All Precincts, All Districts, All ScanStations, All Contests, All Boxes
 Total Ballots Cast: 63299, Registered Voters: 142050, Overall Turnout: 44.56%
 50 precincts reported out of 50 total

Page: 29 of 47
 2020-06-08
 10:52:19

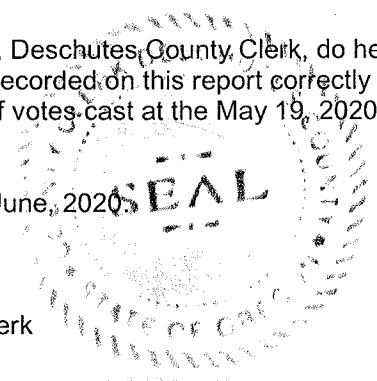
State Representative, 54th District (REP) (Vote for 1)

Precinct	Ballots Cast	Reg. Voters	Total Votes	Cheri Helt	Write-in	Over Votes	Under Votes
Precinct 01	294	481	222	216 97.30%	6 2.70%	0	72
Precinct 02	718	1110	567	564 99.47%	3 0.53%	0	151
Precinct 03	399	642	337	334 99.11%	3 0.89%	0	62
Precinct 04	348	641	275	269 97.82%	6 2.18%	0	73
Precinct 05	739	1251	571	557 97.55%	14 2.45%	0	168
Precinct 06	389	794	299	293 97.99%	6 2.01%	0	90
Precinct 07	168	298	132	129 97.73%	3 2.27%	0	36
Precinct 08	120	188	101	100 99.01%	1 0.99%	0	19
Precinct 09	270	505	207	204 98.55%	3 1.45%	0	63
Precinct 25	490	975	387	372 96.12%	15 3.88%	0	103
Precinct 27	178	314	148	146 98.65%	2 1.35%	0	30
Precinct 32	347	622	253	246 97.23%	7 2.77%	0	94
Precinct 33	766	1151	565	552 97.70%	13 2.30%	0	201
Precinct 34	538	991	427	423 99.06%	4 0.94%	0	111
Precinct 44	615	1007	469	459 97.87%	10 2.13%	0	146
Precinct 46	368	628	284	281 98.94%	3 1.06%	0	84
Precinct 47	555	848	463	460 99.35%	3 0.65%	0	92
Total	7302	12446	5707	5605 98.21%	102 1.79%	0	1595

I, Nancy Blankenship, Deschutes County Clerk, do hereby
 certify that the votes recorded on this report correctly
 summarize the tally of votes cast at the May 19, 2020
 Primary Election.

Dated this 8th day of June, 2020.

Nancy Blankenship
 Deschutes County Clerk



Statement of Votes Cast by Contests, Geography by Choice
Deschutes County, May 19, 2020 Primary Election, Final Official Results
All Precincts, All Districts, All ScanStations, All Contests, All Boxes
Total Ballots Cast: 63299, Registered Voters: 142050, Overall Turnout: 44.56%
50 precincts reported out of 50 total

Page: 30 of 47
2020-06-08
10:52:19


State Representative, 55th District (DEM) (Vote for 1)

Precinct	Ballots Cast	Reg. Voters	Total Votes	Barbara Fontaine		Write-in		Over Votes	Under Votes
Precinct 10	127	221	89	87	97.75%	2	2.25%	0	38
Precinct 23	140	274	101	95	94.06%	6	5.94%	0	39
Precinct 24	120	210	85	85	100.00%	0	0.00%	0	35
Precinct 39	578	964	416	408	98.08%	8	1.92%	0	162
Precinct 40	178	301	126	124	98.41%	2	1.59%	0	52
Precinct 50	205	346	151	146	96.69%	5	3.31%	0	54
Total	1348	2316	968	945	97.62%	23	2.38%	0	380

I, Nancy Blankenship, Deschutes County Clerk, do hereby
certify that the votes recorded on this report correctly
summarize the tally of votes cast at the May 19, 2020
Primary Election.

Dated this 8th day of June, 2020


Nancy Blankenship
Deschutes County Clerk



Statement of Votes Cast by Contests, Geography by Choice
Deschutes County, May 19, 2020 Primary Election, Final Official Results
All Precincts, All Districts, All ScanStations, All Contests, All Boxes
Total Ballots Cast: 63299, Registered Voters: 142050, Overall Turnout: 44.56%
50 precincts reported out of 50 total

Page: 31 of 47
2020-06-08
10:52:19

State Representative, 55th District (REP) (Vote for 1)

Precinct	Ballots Cast	Reg. Voters	Total Votes	Vikki Breese- Iverson		Write-in		Over Votes	Under Votes
Precinct 10	285	511	233	232	99.57%	1	0.43%	0	52
Precinct 23	280	460	218	217	99.54%	1	0.46%	0	62
Precinct 24	284	418	227	225	99.12%	2	0.88%	0	57
Precinct 39	907	1448	700	694	99.14%	6	0.86%	0	207
Precinct 40	320	514	251	251	100.00%	0	0.00%	0	69
Precinct 50	445	661	347	347	100.00%	0	0.00%	0	98
Total	2521	4012	1976	1966	99.49%	10	0.51%	0	545

I, Nancy Blankenship, Deschutes County Clerk, do hereby
certify that the votes recorded on this report correctly
summarize the tally of votes cast at the May 19, 2020
Primary Election.

Dated this 8th day of June, 2020


Nancy Blankenship
Deschutes County Clerk



Statement of Votes Cast by Contests, Geography by Choice
Deschutes County, May 19, 2020 Primary Election, Final Official Results
All Precincts, All Districts, All ScanStations, All Contests, All Boxes
Total Ballots Cast: 63299, Registered Voters: 142050, Overall Turnout: 44.56%
50 precincts reported out of 50 total

Page: 32 of 47
2020-06-08
10:52:19

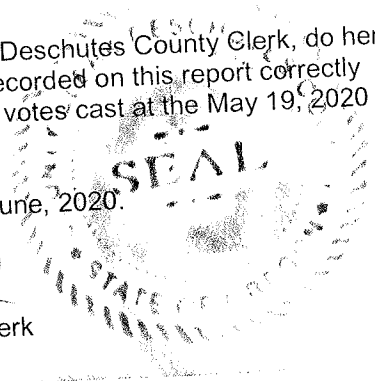
State Representative, 59th District (DEM) (Vote for 1)

Precinct	Ballots Cast	Reg. Voters	Total Votes	Arlene C Burns		Tyler J Gabriel		Write-in		Over Votes	Under Votes
Precinct 14	349	562	241	221	91.70%	17	7.05%	3	1.24%	0	108
Precinct 15	332	430	206	183	88.83%	23	11.17%	0	0.00%	0	126
Precinct 18	507	798	340	270	79.41%	58	17.06%	12	3.53%	0	167
Precinct 22	73	95	48	44	91.67%	4	8.33%	0	0.00%	0	25
Precinct 30	551	768	390	345	88.46%	38	9.74%	7	1.79%	0	161
Precinct 31	711	941	442	391	88.46%	44	9.95%	7	1.58%	0	269
Precinct 45	424	598	282	253	89.72%	25	8.87%	4	1.42%	0	142
Precinct 48	218	366	145	116	80.00%	27	18.62%	2	1.38%	0	73
Total	3165	4558	2094	1823	87.06%	236	11.27%	35	1.67%	0	1071

I, Nancy Blankenship, Deschutes County Clerk, do hereby
certify that the votes recorded on this report correctly
summarize the tally of votes cast at the May 19, 2020
Primary Election.

Dated this 8th day of June, 2020.


Nancy Blankenship
Deschutes County Clerk



Statement of Votes Cast by Contests, Geography by Choice
Deschutes County, May 19, 2020 Primary Election, Final Official Results
All Precincts, All Districts, All ScanStations, All Contests, All Boxes
Total Ballots Cast: 63299, Registered Voters: 142050, Overall Turnout: 44.56%
50 precincts reported out of 50 total

Page: 33 of 47
2020-06-08
10:52:19

State Representative, 59th District (REP) (Vote for 1)

Precinct	Ballots Cast	Reg. Voters	Total Votes	Daniel G Bonham		Write-in		Over Votes	Under Votes
Precinct 14	550	815	380	380	100.00%	0	0.00%	0	170
Precinct 15	320	475	244	244	100.00%	0	0.00%	0	76
Precinct 18	1037	1560	767	764	99.61%	3	0.39%	0	270
Precinct 22	85	124	52	52	100.00%	0	0.00%	0	33
Precinct 30	404	673	310	309	99.68%	1	0.32%	0	94
Precinct 31	1169	1644	843	841	99.76%	2	0.24%	0	326
Precinct 45	421	644	297	297	100.00%	0	0.00%	0	124
Precinct 48	554	801	420	419	99.76%	1	0.24%	0	134
Total	4540	6736	3313	3306	99.79%	7	0.21%	0	1227

I, Nancy Blankenship, Deschutes County Clerk, do hereby
certify that the votes recorded on this report correctly
summarize the tally of votes cast at the May 19, 2020
Primary Election.

Dated this 8th day of June, 2020.


Nancy Blankenship
Deschutes County Clerk

SEAL

Statement of Votes Cast by Contests, Geography by Choice
Deschutes County, May 19, 2020 Primary Election, Final Official Results
All Precincts, All Districts, All ScanStations, All Contests, All Boxes
Total Ballots Cast: 63299, Registered Voters: 142050, Overall Turnout: 44.56%
50 precincts reported out of 50 total

Page: 34 of 47
2020-06-08
10:52:19

County Commissioner, Position 2 (DEM) (Vote for 1)

Precinct	Ballots Cast	Reg. Voters	Total Votes	Greg Bryant		Ron Boozell (Rondo)		Phil Chang		Write-in	
Precinct 01	1049	1514	971	42	4.33%	23	2.37%	905	93.20%	1	0.10%
Precinct 02	682	1070	614	77	12.54%	14	2.28%	520	84.69%	3	0.49%
Precinct 03	1441	2025	1278	54	4.23%	18	1.41%	1203	94.13%	3	0.23%
Precinct 04	1032	1585	929	60	6.46%	38	4.09%	827	89.02%	4	0.43%
Precinct 05	1095	1672	949	86	9.06%	29	3.06%	829	87.36%	5	0.53%
Precinct 06	706	1246	628	52	8.28%	32	5.10%	540	85.99%	4	0.64%
Precinct 07	594	874	544	25	4.60%	10	1.84%	508	93.38%	1	0.18%
Precinct 08	161	211	141	10	7.09%	1	0.71%	128	90.78%	2	1.42%
Precinct 09	437	793	372	42	11.29%	11	2.96%	318	85.48%	1	0.27%
Precinct 10	127	221	108	21	19.44%	8	7.41%	78	72.22%	1	0.93%
Precinct 11	345	485	312	24	7.69%	8	2.56%	277	88.78%	3	0.96%
Precinct 12	460	731	410	47	11.46%	16	3.90%	340	82.93%	7	1.71%
Precinct 13	269	416	235	19	8.09%	7	2.98%	207	88.09%	2	0.85%
Precinct 14	349	562	321	34	10.59%	1	0.31%	285	88.79%	1	0.31%
Precinct 15	332	430	290	24	8.28%	1	0.34%	264	91.03%	1	0.34%
Precinct 16	406	514	349	38	10.89%	2	0.57%	304	87.11%	5	1.43%
Precinct 17	685	1306	607	108	17.79%	38	6.26%	448	73.81%	13	2.14%
Precinct 18	507	798	421	87	20.67%	17	4.04%	302	71.73%	15	3.56%
Precinct 19	157	294	136	23	16.91%	11	8.09%	101	74.26%	1	0.74%
Precinct 20	922	1594	824	91	11.04%	36	4.37%	690	83.74%	7	0.85%
Precinct 21	252	410	227	17	7.49%	3	1.32%	206	90.75%	1	0.44%
Precinct 22	73	95	60	2	3.33%	0	0.00%	58	96.67%	0	0.00%
Precinct 23	140	274	118	41	34.75%	8	6.78%	65	55.08%	4	3.39%
Precinct 24	120	210	92	24	26.09%	5	5.43%	63	68.48%	0	0.00%
Precinct 25	787	1403	672	74	11.01%	28	4.17%	566	84.23%	4	0.60%
Precinct 26	643	1028	574	66	11.50%	21	3.66%	484	84.32%	3	0.52%
Precinct 27	747	1088	680	33	4.85%	13	1.91%	627	92.21%	7	1.03%
Precinct 28	788	1487	666	111	16.67%	42	6.31%	505	75.83%	8	1.20%
Precinct 29	584	985	511	112	21.92%	22	4.31%	372	72.80%	5	0.98%
Precinct 30	551	768	488	58	11.89%	13	2.66%	416	85.25%	1	0.20%
Precinct 31	711	941	610	55	9.02%	12	1.97%	537	88.03%	6	0.98%
Precinct 32	789	1394	704	78	11.08%	30	4.26%	588	83.52%	8	1.14%
Precinct 33	771	1128	683	64	9.37%	21	3.07%	592	86.68%	6	0.88%
Precinct 34	710	1251	612	87	14.22%	49	8.01%	470	76.80%	6	0.98%
Precinct 35	936	1204	839	39	4.65%	15	1.79%	783	93.33%	2	0.24%
Precinct 36	745	1241	641	87	13.57%	22	3.43%	528	82.37%	4	0.62%
Precinct 37	290	407	249	14	5.62%	3	1.20%	231	92.77%	1	0.40%
Precinct 38	593	940	513	76	14.81%	25	4.87%	407	79.34%	5	0.97%
Precinct 39	578	964	481	80	16.63%	32	6.65%	362	75.26%	7	1.46%
Precinct 40	178	301	152	35	23.03%	17	11.18%	94	61.84%	6	3.95%
Precinct 41	524	839	473	39	8.25%	21	4.44%	403	85.20%	10	2.11%
Precinct 42	579	1063	519	100	19.27%	25	4.82%	388	74.76%	6	1.16%
Precinct 43	401	518	355	38	10.70%	2	0.56%	311	87.61%	4	1.13%
Precinct 44	751	1192	677	64	9.45%	31	4.58%	578	85.38%	4	0.59%
Precinct 45	424	598	374	45	12.03%	6	1.60%	319	85.29%	4	1.07%
Precinct 46	522	847	469	38	8.10%	24	5.12%	405	86.35%	2	0.43%
Precinct 47	808	1148	702	58	8.26%	10	1.42%	631	89.89%	3	0.43%
Precinct 48	218	366	185	40	21.62%	12	6.49%	133	71.89%	0	0.00%
Precinct 49	230	328	201	15	7.46%	3	1.49%	182	90.55%	1	0.50%
Precinct 50	205	346	178	45	25.28%	11	6.18%	116	65.17%	6	3.37%
Total	27404	43105	24144	2599	10.76%	847	3.51%	20494	84.88%	204	0.84%

Statement of Votes Cast by Contests, Geography by Choice
Deschutes County, May 19, 2020 Primary Election, Final Official Results
All Precincts, All Districts, All ScanStations, All Contests, All Boxes
Total Ballots Cast: 63299, Registered Voters: 142050, Overall Turnout: 44.56%
50 precincts reported out of 50 total

Page: 35 of 47
2020-06-08
10:52:19

County Commissioner, Position 2 (DEM) (Vote for 1)

Precinct	Ballots Cast	Reg. Voters	Total Votes	Over Votes	Under Votes
Precinct 01	1049	1514	971	0	78
Precinct 02	682	1070	614	0	68
Precinct 03	1441	2025	1278	2	161
Precinct 04	1032	1585	929	0	103
Precinct 05	1095	1672	949	5	141
Precinct 06	706	1246	628	4	74
Precinct 07	594	874	544	0	50
Precinct 08	161	211	141	0	20
Precinct 09	437	793	372	0	65
Precinct 10	127	221	108	0	19
Precinct 11	345	485	312	0	33
Precinct 12	460	731	410	1	49
Precinct 13	269	416	235	0	34
Precinct 14	349	562	321	0	28
Precinct 15	332	430	290	0	42
Precinct 16	406	514	349	0	57
Precinct 17	685	1306	607	1	77
Precinct 18	507	798	421	0	86
Precinct 19	157	294	136	0	21
Precinct 20	922	1594	824	4	94
Precinct 21	252	410	227	0	25
Precinct 22	73	95	60	0	13
Precinct 23	140	274	118	1	21
Precinct 24	120	210	92	0	28
Precinct 25	787	1403	672	0	115
Precinct 26	643	1028	574	0	69
Precinct 27	747	1088	680	0	67
Precinct 28	788	1487	666	2	120
Precinct 29	584	985	511	1	72
Precinct 30	551	768	488	1	62
Precinct 31	711	941	610	0	101
Precinct 32	789	1394	704	0	85
Precinct 33	771	1128	683	1	87
Precinct 34	710	1251	612	0	98
Precinct 35	936	1204	839	4	93
Precinct 36	745	1241	641	0	104
Precinct 37	290	407	249	0	41
Precinct 38	593	940	513	1	79
Precinct 39	578	964	481	1	96
Precinct 40	178	301	152	0	26
Precinct 41	524	839	473	0	51
Precinct 42	579	1063	519	0	60
Precinct 43	401	518	355	0	46
Precinct 44	751	1192	677	0	74
Precinct 45	424	598	374	0	50
Precinct 46	522	847	469	1	52
Precinct 47	808	1148	702	2	104
Precinct 48	218	366	185	0	33
Precinct 49	230	328	201	0	29
Precinct 50	205	346	178	0	27
Total	27404	43105	24144	32	3228

I, Nancy Blankenship, Deschutes County Clerk, do hereby
certify that the votes recorded on this report correctly
summarize the tally of votes cast at the May 19, 2020
Primary Election.

Dated this 8th day of June, 2020.


Nancy Blankenship
Deschutes County Clerk

Statement of Votes Cast by Contests, Geography by Choice
Deschutes County, May 19, 2020 Primary Election, Final Official Results
All Precincts, All Districts, All ScanStations, All Contests, All Boxes
Total Ballots Cast: 63299, Registered Voters: 142050, Overall Turnout: 44.56%
50 precincts reported out of 50 total

Page: 36 of 47
2020-06-08
10:52:19


County Commissioner, Position 2 (REP) (Vote for 1)

Precinct	Ballots Cast	Reg. Voters	Total Votes	Phil Henderson	Write-in	Over Votes	Under Votes
Precinct 01	294	481	211	202 95.73%	9 4.27%	0	83
Precinct 02	718	1110	581	576 99.14%	5 0.86%	0	137
Precinct 03	399	642	326	315 96.63%	11 3.37%	0	73
Precinct 04	348	641	277	270 97.47%	7 2.53%	0	71
Precinct 05	739	1251	578	565 97.75%	13 2.25%	0	161
Precinct 06	389	794	298	291 97.65%	7 2.35%	0	91
Precinct 07	168	298	122	114 93.44%	8 6.56%	0	46
Precinct 08	120	188	90	88 97.78%	2 2.22%	0	30
Precinct 09	270	505	215	212 98.60%	3 1.40%	0	55
Precinct 10	285	511	233	233 100.00%	0 0.00%	0	52
Precinct 11	187	353	146	145 99.32%	1 0.68%	0	41
Precinct 12	718	1144	562	552 98.22%	10 1.78%	0	156
Precinct 13	283	464	216	210 97.22%	6 2.78%	0	67
Precinct 14	550	815	413	409 99.03%	4 0.97%	0	137
Precinct 15	320	475	249	246 98.80%	3 1.20%	0	71
Precinct 16	426	571	313	310 99.04%	3 0.96%	0	113
Precinct 17	820	1491	649	641 98.77%	8 1.23%	0	171
Precinct 18	1037	1560	819	811 99.02%	8 0.98%	0	218
Precinct 19	316	551	250	246 98.40%	4 1.60%	0	66
Precinct 20	842	1486	651	640 98.31%	11 1.69%	0	191
Precinct 21	457	659	365	353 96.71%	12 3.29%	0	92
Precinct 22	85	124	50	48 96.00%	2 4.00%	0	35
Precinct 23	280	460	223	223 100.00%	0 0.00%	0	57
Precinct 24	284	418	214	211 98.60%	3 1.40%	0	70
Precinct 25	490	975	400	395 98.75%	5 1.25%	0	90
Precinct 26	427	836	337	332 98.52%	5 1.48%	0	90
Precinct 27	178	314	135	128 94.81%	7 5.19%	0	43
Precinct 28	1134	2031	876	867 98.97%	9 1.03%	0	258
Precinct 29	993	1609	791	785 99.24%	6 0.76%	0	202
Precinct 30	404	673	312	307 98.40%	5 1.60%	0	92
Precinct 31	1169	1644	873	868 99.43%	5 0.57%	0	296
Precinct 32	347	622	266	260 97.74%	6 2.26%	0	81
Precinct 33	766	1151	608	596 98.03%	12 1.97%	0	158
Precinct 34	538	991	440	436 99.09%	4 0.91%	0	98
Precinct 35	709	1002	548	536 97.81%	12 2.19%	0	161
Precinct 36	1170	1888	935	920 98.40%	15 1.60%	0	235
Precinct 37	279	430	220	218 99.09%	2 0.91%	0	59
Precinct 38	598	1023	461	457 99.13%	4 0.87%	0	137
Precinct 39	907	1448	696	682 97.99%	14 2.01%	0	211
Precinct 40	320	514	247	244 98.79%	3 1.21%	0	73
Precinct 41	616	1007	476	468 98.32%	8 1.68%	0	140
Precinct 42	742	1215	625	612 97.92%	13 2.08%	0	117
Precinct 43	528	761	424	416 98.11%	8 1.89%	0	104
Precinct 44	615	1007	486	477 98.15%	9 1.85%	0	129
Precinct 45	421	644	316	314 99.37%	2 0.63%	0	105
Precinct 46	368	628	286	284 99.30%	2 0.70%	0	82
Precinct 47	555	848	430	425 98.84%	5 1.16%	1	124
Precinct 48	554	801	438	432 98.63%	6 1.37%	0	116
Precinct 49	200	266	159	156 98.11%	3 1.89%	0	41
Precinct 50	445	661	346	341 98.55%	5 1.45%	0	99
Total	25808	41981	20182	19867 98.44%	315 1.56%	1	5625

I, Nancy Blankenship, Deschutes County Clerk, do hereby certify that the votes recorded on this report correctly summarize the tally of votes cast at the May 19, 2020 Primary Election.

Dated this 8th day of June, 2020.


Nancy Blankenship
Deschutes County Clerk



Statement of Votes Cast by Contests, Geography by Choice
 Deschutes County, May 19, 2020 Primary Election, Final Official Results
 All Precincts, All Districts, All ScanStations, All Contests, All Boxes
 Total Ballots Cast: 63299, Registered Voters: 142050, Overall Turnout: 44.56%
 50 precincts reported out of 50 total

Page: 37 of 47
 2020-06-08
 10:52:19


Judge of the Supreme Court, Position 1 (Vote for 1)

Precinct	Ballots Cast	Reg. Voters	Total Votes	Thomas A Balmer	Van Pounds	Write-in	Over Votes	Under Votes
Precinct 01	1563	3182	1271	1045 82.22%	220 17.31%	6 0.47%	0	292
Precinct 02	1634	3502	1380	1028 74.49%	350 25.36%	2 0.14%	1	253
Precinct 03	2220	4237	1834	1567 85.44%	262 14.29%	5 0.27%	1	385
Precinct 04	1635	3889	1360	1059 77.87%	293 21.54%	8 0.59%	0	275
Precinct 05	2148	4849	1807	1396 77.26%	410 22.69%	1 0.06%	0	341
Precinct 06	1298	3744	1074	832 77.47%	241 22.44%	1 0.09%	0	224
Precinct 07	867	1853	721	625 86.69%	95 13.18%	1 0.14%	0	146
Precinct 08	333	602	283	241 85.16%	42 14.84%	0 0.00%	0	50
Precinct 09	841	2539	680	499 73.38%	179 26.32%	2 0.29%	0	161
Precinct 10	470	1258	385	230 59.74%	154 40.00%	1 0.26%	0	85
Precinct 11	628	1425	535	428 80.00%	105 19.63%	2 0.37%	0	93
Precinct 12	1315	2828	1075	729 67.81%	345 32.09%	1 0.09%	0	240
Precinct 13	616	1326	501	349 69.66%	150 29.94%	2 0.40%	0	115
Precinct 14	1018	2043	804	564 70.15%	239 29.73%	1 0.12%	0	214
Precinct 15	759	1300	621	455 73.27%	165 26.57%	1 0.16%	0	138
Precinct 16	930	1449	773	612 79.17%	161 20.83%	0 0.00%	0	157
Precinct 17	1903	5526	1509	984 65.21%	522 34.59%	3 0.20%	0	394
Precinct 18	1818	3699	1433	878 61.27%	546 38.10%	9 0.63%	0	385
Precinct 19	618	1473	479	322 67.22%	154 32.15%	3 0.63%	0	139
Precinct 20	2118	5271	1792	1276 71.21%	513 28.63%	3 0.17%	0	326
Precinct 21	814	1575	669	422 63.08%	244 36.47%	3 0.45%	0	145
Precinct 22	193	303	157	134 85.35%	23 14.65%	0 0.00%	0	36
Precinct 23	564	1578	450	274 60.89%	174 38.67%	2 0.44%	0	114
Precinct 24	495	1133	395	257 65.06%	136 34.43%	2 0.51%	0	100
Precinct 25	1521	4507	1255	945 75.30%	307 24.46%	3 0.24%	0	266
Precinct 26	1259	3213	1071	813 75.91%	257 24.00%	1 0.09%	0	188
Precinct 27	1069	2284	862	730 84.69%	129 14.97%	3 0.35%	0	207
Precinct 28	2456	6412	1987	1291 64.97%	690 34.73%	6 0.30%	0	469
Precinct 29	2026	4470	1636	1117 68.28%	516 31.54%	3 0.18%	0	390
Precinct 30	1106	2271	933	689 73.85%	241 25.83%	3 0.32%	0	173
Precinct 31	2254	3651	1773	1270 71.63%	502 28.31%	1 0.06%	0	481
Precinct 32	1357	3784	1123	851 75.78%	268 23.86%	4 0.36%	0	234
Precinct 33	1753	3496	1409	1036 73.53%	370 26.26%	3 0.21%	0	344
Precinct 34	1497	4126	1263	938 74.27%	324 25.65%	1 0.08%	0	234
Precinct 35	1919	3209	1606	1327 82.63%	278 17.31%	1 0.06%	1	312
Precinct 36	2432	5333	1958	1323 67.57%	631 32.23%	4 0.20%	0	474
Precinct 37	638	1266	514	374 72.76%	139 27.04%	1 0.19%	0	124
Precinct 38	1381	3273	1166	816 69.98%	347 29.76%	3 0.26%	1	214
Precinct 39	1839	4241	1472	926 62.91%	543 36.89%	3 0.20%	0	367
Precinct 40	611	1422	498	310 62.25%	185 37.15%	3 0.60%	0	113
Precinct 41	1319	2895	1077	792 73.54%	283 26.28%	2 0.19%	0	242
Precinct 42	1528	4179	1288	816 63.35%	472 36.65%	0 0.00%	1	239
Precinct 43	1075	1923	889	639 71.88%	244 27.45%	6 0.67%	0	186
Precinct 44	1575	3715	1308	943 72.09%	363 27.75%	2 0.15%	1	266
Precinct 45	980	1828	815	592 72.64%	222 27.24%	1 0.12%	0	165
Precinct 46	1054	2506	886	683 77.09%	203 22.91%	0 0.00%	1	167
Precinct 47	1587	2919	1308	1117 85.40%	190 14.53%	1 0.08%	0	279
Precinct 48	941	1920	723	476 65.84%	245 33.89%	2 0.28%	0	218
Precinct 49	495	869	412	322 78.16%	88 21.36%	2 0.49%	0	83
Precinct 50	801	1754	633	381 60.19%	251 39.65%	1 0.16%	0	168
Total	63271	142050	51853	37723 72.75%	14011 27.02%	119 0.23%	7	11411

I, Nancy Blankenship, Deschutes County Clerk, do hereby certify that the votes recorded on this report correctly summarize the tally of votes cast at the May 19, 2020 Primary Election.

Dated this 8th day of June, 2020.

Nancy Blankenship
 Deschutes County Clerk



Statement of Votes Cast by Contests, Geography by Choice
 Deschutes County, May 19, 2020 Primary Election, Final Official Results
 All Precincts, All Districts, All ScanStations, All Contests, All Boxes
 Total Ballots Cast: 63299, Registered Voters: 142050, Overall Turnout: 44.56%
 50 precincts reported out of 50 total

Page: 38 of 47
 2020-06-08
 10:52:19

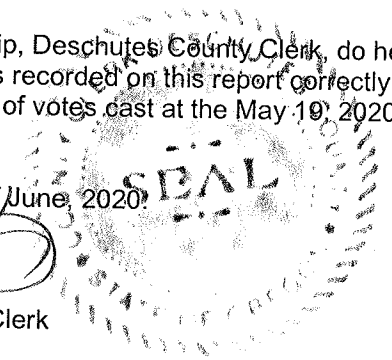
Judge of the Supreme Court, Position 7 (Vote for 1)

Precinct	Ballots Cast	Reg. Voters	Total Votes	Martha Walters	Write-in	Over Votes	Under Votes
Precinct 01	1563	3182	1093	1080 98.81%	13 1.19%	0	470
Precinct 02	1634	3502	1152	1147 99.57%	5 0.43%	0	482
Precinct 03	2220	4237	1633	1628 99.69%	5 0.31%	0	587
Precinct 04	1635	3889	1156	1142 98.79%	14 1.21%	0	479
Precinct 05	2148	4849	1537	1532 99.67%	5 0.33%	0	611
Precinct 06	1298	3744	941	928 98.62%	13 1.38%	0	357
Precinct 07	867	1853	617	614 99.51%	3 0.49%	0	250
Precinct 08	333	602	247	247 100.00%	0 0.00%	0	86
Precinct 09	841	2539	603	603 100.00%	0 0.00%	0	238
Precinct 10	470	1258	324	319 98.46%	5 1.54%	0	146
Precinct 11	628	1425	465	461 99.14%	4 0.86%	0	163
Precinct 12	1315	2828	868	861 99.19%	7 0.81%	0	447
Precinct 13	616	1326	416	413 99.28%	3 0.72%	0	200
Precinct 14	1018	2043	667	660 98.95%	7 1.05%	0	351
Precinct 15	759	1300	511	505 98.83%	6 1.17%	0	248
Precinct 16	930	1449	656	650 99.09%	6 0.91%	0	274
Precinct 17	1903	5526	1305	1287 98.62%	18 1.38%	0	598
Precinct 18	1818	3699	1142	1125 98.51%	17 1.49%	0	676
Precinct 19	618	1473	405	399 98.52%	6 1.48%	0	213
Precinct 20	2118	5271	1505	1492 99.14%	13 0.86%	0	613
Precinct 21	814	1575	540	534 98.89%	6 1.11%	0	274
Precinct 22	193	303	136	136 100.00%	0 0.00%	0	57
Precinct 23	564	1578	390	385 98.72%	5 1.28%	0	174
Precinct 24	495	1133	329	326 99.09%	3 0.91%	0	166
Precinct 25	1521	4507	1099	1085 98.73%	14 1.27%	0	422
Precinct 26	1259	3213	928	924 99.57%	4 0.43%	0	331
Precinct 27	1069	2284	756	750 99.21%	6 0.79%	0	313
Precinct 28	2456	6412	1676	1660 99.05%	16 0.95%	0	780
Precinct 29	2026	4470	1408	1399 99.36%	9 0.64%	1	617
Precinct 30	1106	2271	799	790 98.87%	9 1.13%	0	307
Precinct 31	2254	3651	1425	1411 99.02%	14 0.98%	0	829
Precinct 32	1357	3784	974	962 98.77%	12 1.23%	0	383
Precinct 33	1753	3496	1187	1178 99.24%	9 0.76%	0	566
Precinct 34	1497	4126	1114	1106 99.28%	8 0.72%	0	383
Precinct 35	1919	3209	1381	1380 99.93%	1 0.07%	0	538
Precinct 36	2432	5333	1633	1619 99.14%	14 0.86%	0	799
Precinct 37	638	1266	448	443 98.88%	5 1.12%	0	190
Precinct 38	1381	3273	977	972 99.49%	5 0.51%	0	404
Precinct 39	1839	4241	1191	1178 98.91%	13 1.09%	0	648
Precinct 40	611	1422	413	406 98.31%	7 1.69%	0	198
Precinct 41	1319	2895	897	894 99.67%	3 0.33%	0	422
Precinct 42	1528	4179	1038	1024 98.65%	14 1.35%	0	490
Precinct 43	1075	1923	729	723 99.18%	6 0.82%	0	346
Precinct 44	1575	3715	1109	1101 99.28%	8 0.72%	0	466
Precinct 45	980	1828	672	669 99.55%	3 0.45%	0	308
Precinct 46	1054	2506	745	738 99.06%	7 0.94%	0	309
Precinct 47	1587	2919	1150	1145 99.57%	5 0.43%	0	437
Precinct 48	941	1920	598	595 99.50%	3 0.50%	0	343
Precinct 49	495	869	351	345 98.29%	6 1.71%	0	144
Precinct 50	801	1754	515	510 99.03%	5 0.97%	0	286
Total	63271	142050	43851	43481 99.16%	370 0.84%	1	19419

I, Nancy Blankenship, Deschutes County Clerk, do hereby certify that the votes recorded on this report correctly summarize the tally of votes cast at the May 19, 2020 Primary Election.

Dated this 8th day of June, 2020

Nancy Blankenship
 Deschutes County Clerk



Statement of Votes Cast by Contests, Geography by Choice
 Deschutes County, May 19, 2020 Primary Election, Final Official Results
 All Precincts, All Districts, All ScanStations, All Contests, All Boxes
 Total Ballots Cast: 63299, Registered Voters: 142050, Overall Turnout: 44.56%
 50 precincts reported out of 50 total

Page: 39 of 47

2020-06-08

10:52:19


Judge of the Court of Appeals, Position 11 (Vote for 1)

Precinct	Ballots Cast	Reg. Voters	Total Votes	Joel DeVore	Kyle L Krohn	Write-in	Over Votes	Under Votes
Precinct 01	1563	3182	1216	736 60.53%	476 39.14%	4 0.33%	0	347
Precinct 02	1634	3502	1331	822 61.76%	509 38.24%	0 0.00%	1	302
Precinct 03	2220	4237	1776	1155 65.03%	618 34.80%	3 0.17%	0	444
Precinct 04	1635	3889	1325	802 60.53%	516 38.94%	7 0.53%	0	310
Precinct 05	2148	4849	1732	1057 61.03%	672 38.80%	3 0.17%	0	416
Precinct 06	1298	3744	1039	615 59.19%	422 40.62%	2 0.19%	0	259
Precinct 07	867	1853	687	451 65.65%	233 33.92%	3 0.44%	0	180
Precinct 08	333	602	269	168 62.45%	100 37.17%	1 0.37%	0	64
Precinct 09	841	2539	661	390 59.00%	270 40.85%	1 0.15%	0	180
Precinct 10	470	1258	366	210 57.38%	155 42.35%	1 0.27%	0	104
Precinct 11	628	1425	516	309 59.88%	206 39.92%	1 0.19%	0	112
Precinct 12	1315	2828	1027	624 60.76%	402 39.14%	1 0.10%	0	288
Precinct 13	616	1326	480	276 57.50%	204 42.50%	0 0.00%	0	136
Precinct 14	1018	2043	768	462 60.16%	305 39.71%	1 0.13%	0	250
Precinct 15	759	1300	592	356 60.14%	235 39.70%	1 0.17%	0	167
Precinct 16	930	1449	745	466 62.55%	277 37.18%	2 0.27%	0	185
Precinct 17	1903	5526	1478	810 54.80%	663 44.86%	5 0.34%	0	425
Precinct 18	1818	3699	1385	783 56.53%	599 43.25%	3 0.22%	0	433
Precinct 19	618	1473	467	284 60.81%	179 38.33%	4 0.86%	0	151
Precinct 20	2118	5271	1731	1002 57.89%	725 41.88%	4 0.23%	0	387
Precinct 21	814	1575	632	343 54.27%	288 45.57%	1 0.16%	0	182
Precinct 22	193	303	151	99 65.56%	52 34.44%	0 0.00%	0	42
Precinct 23	564	1578	440	253 57.50%	185 42.05%	2 0.45%	0	124
Precinct 24	495	1133	388	220 56.70%	168 43.30%	0 0.00%	0	107
Precinct 25	1521	4507	1224	771 62.99%	447 36.52%	6 0.49%	1	296
Precinct 26	1259	3213	1034	625 60.44%	406 39.26%	3 0.29%	0	225
Precinct 27	1069	2284	839	519 61.86%	318 37.90%	2 0.24%	0	230
Precinct 28	2456	6412	1933	1109 57.37%	821 42.47%	3 0.16%	1	522
Precinct 29	2026	4470	1595	944 59.18%	645 40.44%	6 0.38%	0	431
Precinct 30	1106	2271	903	537 59.47%	365 40.42%	1 0.11%	0	203
Precinct 31	2254	3651	1698	1068 62.90%	629 37.04%	1 0.06%	0	556
Precinct 32	1357	3784	1090	613 56.24%	472 43.30%	5 0.46%	0	267
Precinct 33	1753	3496	1347	836 62.06%	508 37.71%	3 0.22%	0	406
Precinct 34	1497	4126	1219	736 60.38%	483 39.62%	0 0.00%	0	278
Precinct 35	1919	3209	1562	1000 64.02%	559 35.79%	3 0.19%	0	357
Precinct 36	2432	5333	1896	1152 60.76%	740 39.03%	4 0.21%	0	536
Precinct 37	638	1266	497	295 59.36%	201 40.44%	1 0.20%	0	141
Precinct 38	1381	3273	1132	663 58.57%	466 41.17%	3 0.27%	0	249
Precinct 39	1839	4241	1444	815 56.44%	626 43.35%	3 0.21%	0	395
Precinct 40	611	1422	475	274 57.68%	200 42.11%	1 0.21%	0	136
Precinct 41	1319	2895	1034	626 60.54%	406 39.26%	2 0.19%	0	285
Precinct 42	1528	4179	1237	651 52.63%	583 47.13%	3 0.24%	0	291
Precinct 43	1075	1923	857	535 62.43%	319 37.22%	3 0.35%	0	218
Precinct 44	1575	3715	1268	778 61.36%	490 38.64%	0 0.00%	1	306
Precinct 45	980	1828	780	464 59.49%	315 40.38%	1 0.13%	0	200
Precinct 46	1054	2506	861	538 62.49%	323 37.51%	0 0.00%	1	192
Precinct 47	1587	2919	1243	851 68.46%	391 31.46%	1 0.08%	0	344
Precinct 48	941	1920	698	421 60.32%	277 39.68%	0 0.00%	0	243
Precinct 49	495	869	398	259 65.08%	137 34.42%	2 0.50%	0	97
Precinct 50	801	1754	621	324 52.17%	296 47.67%	1 0.16%	0	180
Total	63271	142050	50087	30097 60.09%	19882 39.69%	108 0.22%	5	13179

I, Nancy Blankenship, Deschutes County Clerk, do hereby certify that the votes recorded on this report correctly summarize the tally of votes cast at the May 19, 2020 Primary Election.

Dated this 8th day of June, 2020.

Nancy Blankenship
 Deschutes County Clerk



Statement of Votes Cast by Contests, Geography by Choice
 Deschutes County, May 19, 2020 Primary Election, Final Official Results
 All Precincts, All Districts, All ScanStations, All Contests, All Boxes
 Total Ballots Cast: 63299, Registered Voters: 142050, Overall Turnout: 44.56%
 50 precincts reported out of 50 total

Page: 40 of 47
 2020-06-08
 10:52:19

Judge of the Court of Appeals, Position 1 (Vote for 1)

Precinct	Ballots Cast	Reg. Voters	Total Votes	Josephine H Mooney	Write-in	Over Votes	Under Votes
Precinct 01	1563	3182	1082	1073 99.17%	9 0.83%	0	481
Precinct 02	1634	3502	1142	1136 99.47%	6 0.53%	0	492
Precinct 03	2220	4237	1601	1591 99.38%	10 0.62%	0	619
Precinct 04	1635	3889	1133	1120 98.85%	13 1.15%	0	502
Precinct 05	2148	4849	1520	1515 99.67%	5 0.33%	0	628
Precinct 06	1298	3744	925	913 98.70%	12 1.30%	0	373
Precinct 07	867	1853	602	599 99.50%	3 0.50%	0	265
Precinct 08	333	602	243	243 100.00%	0 0.00%	0	90
Precinct 09	841	2539	590	588 99.66%	2 0.34%	0	251
Precinct 10	470	1258	320	316 98.75%	4 1.25%	0	150
Precinct 11	628	1425	460	453 98.48%	7 1.52%	0	168
Precinct 12	1315	2828	857	849 99.07%	8 0.93%	0	458
Precinct 13	616	1326	407	405 99.51%	2 0.49%	0	209
Precinct 14	1018	2043	636	627 98.58%	9 1.42%	0	382
Precinct 15	759	1300	494	489 98.99%	5 1.01%	0	265
Precinct 16	930	1449	639	632 98.90%	7 1.10%	0	291
Precinct 17	1903	5526	1284	1261 98.21%	23 1.79%	0	619
Precinct 18	1818	3699	1109	1093 98.56%	16 1.44%	0	709
Precinct 19	618	1473	399	393 98.50%	6 1.50%	0	219
Precinct 20	2118	5271	1496	1480 98.93%	16 1.07%	0	622
Precinct 21	814	1575	518	514 99.23%	4 0.77%	0	296
Precinct 22	193	303	130	130 100.00%	0 0.00%	0	63
Precinct 23	564	1578	379	374 98.68%	5 1.32%	0	185
Precinct 24	495	1133	319	316 99.06%	3 0.94%	0	176
Precinct 25	1521	4507	1073	1061 98.88%	12 1.12%	0	448
Precinct 26	1259	3213	907	899 99.12%	8 0.88%	0	352
Precinct 27	1069	2284	743	739 99.46%	4 0.54%	0	326
Precinct 28	2456	6412	1655	1639 99.03%	16 0.97%	0	801
Precinct 29	2026	4470	1393	1384 99.35%	9 0.65%	0	633
Precinct 30	1106	2271	784	777 99.11%	7 0.89%	0	322
Precinct 31	2254	3651	1394	1381 99.07%	13 0.93%	0	860
Precinct 32	1357	3784	954	942 98.74%	12 1.26%	0	403
Precinct 33	1753	3496	1165	1156 99.23%	9 0.77%	0	588
Precinct 34	1497	4126	1094	1088 99.45%	6 0.55%	0	403
Precinct 35	1919	3209	1344	1340 99.70%	4 0.30%	0	575
Precinct 36	2432	5333	1615	1597 98.89%	18 1.11%	0	817
Precinct 37	638	1266	437	432 98.86%	5 1.14%	0	201
Precinct 38	1381	3273	982	976 99.39%	6 0.61%	0	399
Precinct 39	1839	4241	1178	1167 99.07%	11 0.93%	0	661
Precinct 40	611	1422	398	393 98.74%	5 1.26%	0	213
Precinct 41	1319	2895	878	873 99.43%	5 0.57%	0	441
Precinct 42	1528	4179	1024	1010 98.63%	14 1.37%	0	504
Precinct 43	1075	1923	702	695 99.00%	7 1.00%	0	373
Precinct 44	1575	3715	1097	1091 99.45%	6 0.55%	0	478
Precinct 45	980	1828	652	649 99.54%	3 0.46%	0	328
Precinct 46	1054	2506	736	731 99.32%	5 0.68%	0	318
Precinct 47	1587	2919	1141	1135 99.47%	6 0.53%	0	446
Precinct 48	941	1920	592	581 98.14%	11 1.86%	0	349
Precinct 49	495	869	347	341 98.27%	6 1.73%	0	148
Precinct 50	801	1754	509	502 98.62%	7 1.38%	0	292
Total	63271	142050	43079	42689 99.09%	390 0.91%	0	20192

I, Nancy Blankenship, Deschutes County Clerk, do hereby
 certify that the votes recorded on this report correctly
 summarize the tally of votes cast at the May 19, 2020
 Primary Election.

Dated this 8th day of June, 2020.

Nancy Blankenship
 Deschutes County Clerk

Statement of Votes Cast by Contests, Geography by Choice
Deschutes County, May 19, 2020 Primary Election, Final Official Results
All Precincts, All Districts, All ScanStations, All Contests, All Boxes
Total Ballots Cast: 63299, Registered Voters: 142050, Overall Turnout: 44.56%
50 precincts reported out of 50 total

Page: 41 of 47
2020-06-08
10:52:19


Judge of the Court of Appeals, Position 12 (Vote for 1)

Precinct	Ballots Cast	Reg. Voters	Total Votes	Erin C Lagesen	Write-in	Over Votes	Under Votes
Precinct 01	1563	3182	1070	1063 99.35%	7 0.65%	0	493
Precinct 02	1634	3502	1141	1138 99.74%	3 0.26%	0	493
Precinct 03	2220	4237	1579	1573 99.62%	6 0.38%	0	641
Precinct 04	1635	3889	1134	1121 98.85%	13 1.15%	0	501
Precinct 05	2148	4849	1518	1511 99.54%	7 0.46%	0	630
Precinct 06	1298	3744	916	905 98.80%	11 1.20%	0	382
Precinct 07	867	1853	599	597 99.67%	2 0.33%	0	268
Precinct 08	333	602	243	243 100.00%	0 0.00%	0	90
Precinct 09	841	2539	584	583 99.83%	1 0.17%	0	257
Precinct 10	470	1258	316	312 98.73%	4 1.27%	0	154
Precinct 11	628	1425	458	452 98.69%	6 1.31%	0	170
Precinct 12	1315	2828	856	849 99.18%	7 0.82%	0	459
Precinct 13	616	1326	406	404 99.51%	2 0.49%	0	210
Precinct 14	1018	2043	646	638 98.76%	8 1.24%	0	372
Precinct 15	759	1300	499	496 99.40%	3 0.60%	0	260
Precinct 16	930	1449	638	632 99.06%	6 0.94%	0	292
Precinct 17	1903	5526	1289	1272 98.68%	17 1.32%	0	614
Precinct 18	1818	3699	1112	1104 99.28%	8 0.72%	0	706
Precinct 19	618	1473	403	398 98.76%	5 1.24%	0	215
Precinct 20	2118	5271	1474	1465 99.39%	9 0.61%	0	644
Precinct 21	814	1575	522	519 99.43%	3 0.57%	0	292
Precinct 22	193	303	132	132 100.00%	0 0.00%	0	61
Precinct 23	564	1578	385	383 99.48%	2 0.52%	0	179
Precinct 24	495	1133	324	322 99.38%	2 0.62%	0	171
Precinct 25	1521	4507	1071	1061 99.07%	10 0.93%	0	450
Precinct 26	1259	3213	891	888 99.66%	3 0.34%	0	368
Precinct 27	1069	2284	730	725 99.32%	5 0.68%	0	339
Precinct 28	2456	6412	1665	1658 99.58%	7 0.42%	0	791
Precinct 29	2026	4470	1400	1394 99.57%	6 0.43%	0	626
Precinct 30	1106	2271	780	777 99.62%	3 0.38%	0	326
Precinct 31	2254	3651	1407	1398 99.36%	9 0.64%	0	847
Precinct 32	1357	3784	943	931 98.73%	12 1.27%	0	414
Precinct 33	1753	3496	1162	1153 99.23%	9 0.77%	0	591
Precinct 34	1497	4126	1093	1090 99.73%	3 0.27%	0	404
Precinct 35	1919	3209	1346	1344 99.85%	2 0.15%	0	573
Precinct 36	2432	5333	1618	1608 99.38%	10 0.62%	0	814
Precinct 37	638	1266	441	439 99.55%	2 0.45%	0	197
Precinct 38	1381	3273	973	968 99.49%	5 0.51%	0	408
Precinct 39	1839	4241	1182	1173 99.24%	9 0.76%	0	657
Precinct 40	611	1422	398	394 98.99%	4 1.01%	0	213
Precinct 41	1319	2895	887	885 99.77%	2 0.23%	0	432
Precinct 42	1528	4179	1024	1010 98.63%	14 1.37%	0	504
Precinct 43	1075	1923	695	691 99.42%	4 0.58%	0	380
Precinct 44	1575	3715	1093	1091 99.82%	2 0.18%	0	482
Precinct 45	980	1828	655	653 99.69%	2 0.31%	0	325
Precinct 46	1054	2506	732	728 99.45%	4 0.55%	0	322
Precinct 47	1587	2919	1130	1126 99.65%	4 0.35%	0	457
Precinct 48	941	1920	598	595 99.50%	3 0.50%	0	343
Precinct 49	495	869	343	340 99.13%	3 0.87%	0	152
Precinct 50	801	1754	511	505 98.83%	6 1.17%	0	290
Total	63271	142050	43012	42737 99.36%	275 0.64%	0	20259

I, Nancy Blankenship, Deschutes County Clerk, do hereby certify that the votes recorded on this report correctly summarize the tally of votes cast at the May 19, 2020 Primary Election.

Dated this 8th day of June, 2020

Nancy Blankenship
Deschutes County Clerk



Statement of Votes Cast by Contests, Geography by Choice
Deschutes County, May 19, 2020 Primary Election, Final Official Results
All Precincts, All Districts, All ScanStations, All Contests, All Boxes
Total Ballots Cast: 63299, Registered Voters: 142050, Overall Turnout: 44.56%
50 precincts reported out of 50 total

Page: 42 of 47
2020-06-08
10:52:19

Judge of the Court of Appeals, Position 13 (Vote for 1)

Precinct	Ballots Cast	Reg. Voters	Total Votes	Doug Tookey		Write-in		Over Votes	Under Votes
Precinct 01	1563	3182	1063	1055	99.25%	8	0.75%	0	500
Precinct 02	1634	3502	1139	1135	99.65%	4	0.35%	0	495
Precinct 03	2220	4237	1556	1549	99.55%	7	0.45%	0	664
Precinct 04	1635	3889	1106	1095	99.01%	11	0.99%	0	529
Precinct 05	2148	4849	1490	1486	99.73%	4	0.27%	0	658
Precinct 06	1298	3744	905	894	98.78%	11	1.22%	0	393
Precinct 07	867	1853	580	578	99.66%	2	0.34%	0	287
Precinct 08	333	602	238	238	100.00%	0	0.00%	0	95
Precinct 09	841	2539	574	571	99.48%	3	0.52%	0	267
Precinct 10	470	1258	316	313	99.05%	3	0.95%	0	154
Precinct 11	628	1425	455	450	98.90%	5	1.10%	0	173
Precinct 12	1315	2828	853	845	99.06%	8	0.94%	0	462
Precinct 13	616	1326	402	400	99.50%	2	0.50%	0	214
Precinct 14	1018	2043	640	632	98.75%	8	1.25%	0	378
Precinct 15	759	1300	489	486	99.39%	3	0.61%	0	270
Precinct 16	930	1449	629	624	99.21%	5	0.79%	0	301
Precinct 17	1903	5526	1273	1258	98.82%	15	1.18%	0	630
Precinct 18	1818	3699	1105	1098	99.37%	7	0.63%	0	713
Precinct 19	618	1473	398	392	98.49%	6	1.51%	0	220
Precinct 20	2118	5271	1465	1452	99.11%	13	0.89%	0	653
Precinct 21	814	1575	525	521	99.24%	4	0.76%	0	289
Precinct 22	193	303	134	134	100.00%	0	0.00%	0	59
Precinct 23	564	1578	377	373	98.94%	4	1.06%	0	187
Precinct 24	495	1133	321	318	99.07%	3	0.93%	0	174
Precinct 25	1521	4507	1063	1052	98.97%	11	1.03%	0	458
Precinct 26	1259	3213	885	881	99.55%	4	0.45%	0	374
Precinct 27	1069	2284	721	717	99.45%	4	0.55%	0	348
Precinct 28	2456	6412	1651	1643	99.52%	8	0.48%	0	805
Precinct 29	2026	4470	1381	1374	99.49%	7	0.51%	0	645
Precinct 30	1106	2271	769	762	99.09%	7	0.91%	0	337
Precinct 31	2254	3651	1399	1388	99.21%	11	0.79%	0	855
Precinct 32	1357	3784	932	924	99.14%	8	0.86%	0	425
Precinct 33	1753	3496	1158	1147	99.05%	11	0.95%	0	595
Precinct 34	1497	4126	1088	1081	99.36%	7	0.64%	0	409
Precinct 35	1919	3209	1349	1346	99.78%	3	0.22%	0	570
Precinct 36	2432	5333	1603	1591	99.25%	12	0.75%	0	829
Precinct 37	638	1266	432	429	99.31%	3	0.69%	0	206
Precinct 38	1381	3273	960	954	99.38%	6	0.62%	0	421
Precinct 39	1839	4241	1176	1169	99.40%	7	0.60%	0	663
Precinct 40	611	1422	395	392	99.24%	3	0.76%	0	216
Precinct 41	1319	2895	875	873	99.77%	2	0.23%	0	444
Precinct 42	1528	4179	1005	994	98.91%	11	1.09%	0	523
Precinct 43	1075	1923	704	693	98.44%	11	1.56%	0	371
Precinct 44	1575	3715	1082	1074	99.26%	8	0.74%	0	493
Precinct 45	980	1828	641	638	99.53%	3	0.47%	0	339
Precinct 46	1054	2506	717	713	99.44%	4	0.56%	0	337
Precinct 47	1587	2919	1118	1110	99.28%	8	0.72%	0	469
Precinct 48	941	1920	597	593	99.33%	4	0.67%	0	344
Precinct 49	495	869	342	338	98.83%	4	1.17%	0	153
Precinct 50	801	1754	508	504	99.21%	4	0.79%	0	293
Total	63271	142050	42584	42277	99.28%	307	0.72%	0	20687

I, Nancy Blankenship, Deschutes County Clerk, do hereby certify that the votes recorded on this report correctly summarize the tally of votes cast at the May 19, 2020 Primary Election.

Dated this 8th day of June, 2020.


Nancy Blankenship
Deschutes County Clerk

Statement of Votes Cast by Contests, Geography by Choice
 Deschutes County, May 19, 2020 Primary Election, Final Official Results
 All Precincts, All Districts, All ScanStations, All Contests, All Boxes
 Total Ballots Cast: 63299, Registered Voters: 142050, Overall Turnout: 44.56%
 50 precincts reported out of 50 total

Page: 43 of 47
 2020-06-08
 10:52:19

Judge of the Circuit Court, 11th District, Position 5 (Vote for 1)

Precinct	Ballots Cast	Reg. Voters	Total Votes	Randy Miller	Write-in	Over Votes	Under Votes
Precinct 01	1563	3182	1072	1064 99.25%	8 0.75%	0	491
Precinct 02	1634	3502	1183	1179 99.66%	4 0.34%	0	451
Precinct 03	2220	4237	1583	1572 99.31%	11 0.69%	0	637
Precinct 04	1635	3889	1138	1123 98.68%	15 1.32%	0	497
Precinct 05	2148	4849	1547	1543 99.74%	4 0.26%	0	601
Precinct 06	1298	3744	935	925 98.93%	10 1.07%	0	363
Precinct 07	867	1853	601	596 99.17%	5 0.83%	0	266
Precinct 08	333	602	237	236 99.58%	1 0.42%	0	96
Precinct 09	841	2539	589	588 99.83%	1 0.17%	0	252
Precinct 10	470	1258	327	324 99.08%	3 0.92%	0	143
Precinct 11	628	1425	459	453 98.69%	6 1.31%	0	169
Precinct 12	1315	2828	892	881 98.77%	11 1.23%	0	423
Precinct 13	616	1326	410	408 99.51%	2 0.49%	0	206
Precinct 14	1018	2043	662	656 99.09%	6 0.91%	0	356
Precinct 15	759	1300	491	488 99.39%	3 0.61%	0	268
Precinct 16	930	1449	650	644 99.08%	6 0.92%	0	280
Precinct 17	1903	5526	1302	1290 99.08%	12 0.92%	0	601
Precinct 18	1818	3699	1138	1131 99.38%	7 0.62%	0	680
Precinct 19	618	1473	407	404 99.26%	3 0.74%	0	211
Precinct 20	2118	5271	1501	1488 99.13%	13 0.87%	0	617
Precinct 21	814	1575	554	550 99.28%	4 0.72%	0	260
Precinct 22	193	303	132	132 100.00%	0 0.00%	0	61
Precinct 23	564	1578	392	390 99.49%	2 0.51%	0	172
Precinct 24	495	1133	337	336 99.70%	1 0.30%	0	158
Precinct 25	1521	4507	1093	1078 98.63%	15 1.37%	0	428
Precinct 26	1259	3213	909	902 99.23%	7 0.77%	0	350
Precinct 27	1069	2284	723	714 98.76%	9 1.24%	0	346
Precinct 28	2456	6412	1675	1666 99.46%	9 0.54%	0	781
Precinct 29	2026	4470	1409	1404 99.65%	5 0.35%	0	617
Precinct 30	1106	2271	777	773 99.49%	4 0.51%	0	329
Precinct 31	2254	3651	1445	1437 99.45%	8 0.55%	0	809
Precinct 32	1357	3784	947	936 98.84%	11 1.16%	0	410
Precinct 33	1753	3496	1203	1191 99.00%	12 1.00%	0	550
Precinct 34	1497	4126	1116	1110 99.46%	6 0.54%	0	381
Precinct 35	1919	3209	1361	1354 99.49%	7 0.51%	0	558
Precinct 36	2432	5333	1641	1627 99.15%	14 0.85%	0	791
Precinct 37	638	1266	449	446 99.33%	3 0.67%	0	189
Precinct 38	1381	3273	978	971 99.28%	7 0.72%	0	403
Precinct 39	1839	4241	1216	1209 99.42%	7 0.58%	0	623
Precinct 40	611	1422	409	405 99.02%	4 0.98%	0	202
Precinct 41	1319	2895	894	889 99.44%	5 0.56%	0	425
Precinct 42	1528	4179	1034	1024 99.03%	10 0.97%	0	494
Precinct 43	1075	1923	725	721 99.45%	4 0.55%	0	350
Precinct 44	1575	3715	1109	1101 99.28%	8 0.72%	0	466
Precinct 45	980	1828	675	672 99.56%	3 0.44%	0	305
Precinct 46	1054	2506	736	731 99.32%	5 0.68%	0	318
Precinct 47	1587	2919	1140	1135 99.56%	5 0.44%	0	447
Precinct 48	941	1920	604	601 99.50%	3 0.50%	0	337
Precinct 49	495	869	352	350 99.43%	2 0.57%	0	143
Precinct 50	801	1754	535	531 99.25%	4 0.75%	0	266
Total	63271	142050	43694	43379 99.28%	315 0.72%	0	19577

I, Nancy Blankenship, Deschutes County Clerk, do hereby
 certify that the votes recorded on this report correctly
 summarize the tally of votes cast at the May 19, 2020
 Primary Election.

Dated this 8th day of June, 2020.

Nancy Blankenship
 Deschutes County Clerk

SEAL

Statement of Votes Cast by Contests, Geography by Choice
 Deschutes County, May 19, 2020 Primary Election, Final Official Results
 All Precincts, All Districts, All ScanStations, All Contests, All Boxes
 Total Ballots Cast: 63299, Registered Voters: 142050, Overall Turnout: 44.56%
 50 precincts reported out of 50 total

Page: 44 of 47
 2020-06-08
 10:52:19

Judge of the Circuit Court, 11th District, Position 7 (Vote for 1)

Precinct	Ballots Cast	Reg. Voters	Total Votes	Alison Emerson		Write-in		Over Votes	Under Votes
Precinct 01	1563	3182	1090	1084	99.45%	6	0.55%	0	473
Precinct 02	1634	3502	1165	1160	99.57%	5	0.43%	0	469
Precinct 03	2220	4237	1625	1615	99.38%	10	0.62%	0	595
Precinct 04	1635	3889	1159	1144	98.71%	15	1.29%	0	476
Precinct 05	2148	4849	1545	1542	99.81%	3	0.19%	0	603
Precinct 06	1298	3744	935	924	98.82%	11	1.18%	0	363
Precinct 07	867	1853	614	610	99.35%	4	0.65%	0	253
Precinct 08	333	602	246	246	100.00%	0	0.00%	0	87
Precinct 09	841	2539	596	594	99.66%	2	0.34%	0	245
Precinct 10	470	1258	328	324	98.78%	4	1.22%	0	142
Precinct 11	628	1425	470	465	98.94%	5	1.06%	0	158
Precinct 12	1315	2828	902	894	99.11%	8	0.89%	0	413
Precinct 13	616	1326	416	413	99.28%	3	0.72%	0	200
Precinct 14	1018	2043	664	658	99.10%	6	0.90%	0	354
Precinct 15	759	1300	502	500	99.60%	2	0.40%	0	257
Precinct 16	930	1449	648	644	99.38%	4	0.62%	0	282
Precinct 17	1903	5526	1313	1296	98.71%	17	1.29%	0	590
Precinct 18	1818	3699	1137	1130	99.38%	7	0.62%	0	681
Precinct 19	618	1473	403	399	99.01%	4	0.99%	0	215
Precinct 20	2118	5271	1517	1505	99.21%	12	0.79%	0	601
Precinct 21	814	1575	551	549	99.64%	2	0.36%	0	263
Precinct 22	193	303	134	134	100.00%	0	0.00%	0	59
Precinct 23	564	1578	389	385	98.97%	4	1.03%	0	175
Precinct 24	495	1133	331	330	99.70%	1	0.30%	0	164
Precinct 25	1521	4507	1105	1095	99.10%	10	0.90%	0	416
Precinct 26	1259	3213	922	917	99.46%	5	0.54%	0	337
Precinct 27	1069	2284	730	724	99.18%	6	0.82%	0	339
Precinct 28	2456	6412	1704	1697	99.59%	7	0.41%	0	752
Precinct 29	2026	4470	1419	1413	99.58%	6	0.42%	0	607
Precinct 30	1106	2271	785	784	99.87%	1	0.13%	0	321
Precinct 31	2254	3651	1433	1425	99.44%	8	0.56%	0	821
Precinct 32	1357	3784	958	949	99.06%	9	0.94%	0	399
Precinct 33	1753	3496	1204	1192	99.00%	12	1.00%	0	549
Precinct 34	1497	4126	1126	1120	99.47%	6	0.53%	0	371
Precinct 35	1919	3209	1374	1371	99.78%	3	0.22%	0	545
Precinct 36	2432	5333	1663	1650	99.22%	13	0.78%	0	769
Precinct 37	638	1266	447	444	99.33%	3	0.67%	0	191
Precinct 38	1381	3273	983	974	99.08%	9	0.92%	0	398
Precinct 39	1839	4241	1190	1185	99.58%	5	0.42%	0	649
Precinct 40	611	1422	407	404	99.26%	3	0.74%	0	204
Precinct 41	1319	2895	908	905	99.67%	3	0.33%	0	411
Precinct 42	1528	4179	1048	1040	99.24%	8	0.76%	0	480
Precinct 43	1075	1923	736	732	99.46%	4	0.54%	0	339
Precinct 44	1575	3715	1130	1125	99.56%	5	0.44%	0	445
Precinct 45	980	1828	673	668	99.26%	5	0.74%	0	307
Precinct 46	1054	2506	741	737	99.46%	4	0.54%	0	313
Precinct 47	1587	2919	1141	1137	99.65%	4	0.35%	0	446
Precinct 48	941	1920	613	607	99.02%	6	0.98%	0	328
Precinct 49	495	869	351	350	99.72%	1	0.28%	0	144
Precinct 50	801	1754	525	519	98.86%	6	1.14%	0	276
Total	63271	142050	43996	43709	99.35%	287	0.65%	0	19275

Statement of Votes Cast by Contests, Geography by Choice
Deschutes County, May 19, 2020 Primary Election, Final Official Results
All Precincts, All Districts, All ScanStations, All Contests, All Boxes
Total Ballots Cast: 63299, Registered Voters: 142050, Overall Turnout: 44.56%
50 precincts reported out of 50 total

Page: 45 of 47
2020-06-08
10:52:19


9-130, La Pine Park & Recreation District (Vote for 1)

Precinct	Ballots Cast	Reg. Voters	Total Votes	Yes		No		Over Votes	Under Votes
Precinct 23	564	1578	490	238	48.57%	252	51.43%	0	74
Precinct 24	488	120	433	161	37.18%	272	62.82%	0	55
Precinct 38	8	1189	7	5	71.43%	2	28.57%	0	1
Precinct 39	1737	4027	1547	651	42.08%	896	57.92%	0	190
Precinct 40	611	1422	548	214	39.05%	334	60.95%	0	63
Precinct 50	796	1746	713	290	40.67%	423	59.33%	0	83
Total	4204	10082	3738	1559	41.71%	2179	58.29%	0	466

I, Nancy Blankenship, Deschutes County Clerk, do hereby
certify that the votes recorded on this report correctly
summarize the tally of votes cast at the May 19, 2020
Primary Election.

Dated this 8th day of June, 2020.


Nancy Blankenship
Deschutes County Clerk



Statement of Votes Cast by Contests, Geography by Choice
Deschutes County, May 19, 2020 Primary Election, Final Official Results
All Precincts, All Districts, All ScanStations, All Contests, All Boxes
Total Ballots Cast: 63299, Registered Voters: 142050, Overall Turnout: 44.56%
50 precincts reported out of 50 total

Page: 46 of 47
2020-06-08
10:52:19


9-132, Black Butte Ranch Service District (Vote for 1)

Precinct	Ballots Cast	Reg. Voters	Total Votes	Yes	No	Over Votes	Under Votes
Precinct 22	193	303	177	133 75.14%	44 24.86%	0	16
Total	193	303	177	133 75.14%	44 24.86%	0	16

I, Nancy Blankenship, Deschutes County Clerk, do hereby
certify that the votes recorded on this report correctly
summarize the tally of votes cast at the May 19, 2020
Primary Election.

Dated this 8th day of June, 2020.


Nancy Blankenship
Deschutes County Clerk



Statement of Votes Cast by Contests, Geography by Choice
Deschutes County, May 19, 2020 Primary Election, Final Official Results
All Precincts, All Districts, All ScanStations, All Contests, All Boxes
Total Ballots Cast: 63299, Registered Voters: 142050, Overall Turnout: 44.56%
50 precincts reported out of 50 total

Page: 47 of 47
2020-06-08
10:52:19

9-133, Redmond Fire & Rescue (Vote for 1)

Precinct	Ballots Cast	Reg. Voters	Total Votes	Yes		No		Over Votes	Under Votes
Precinct 17	1903	5526	1698	1164	68.55%	534	31.45%	0	205
Precinct 18	1576	3228	1428	828	57.98%	600	42.02%	0	148
Precinct 19	616	1204	566	345	60.95%	221	39.05%	0	50
Precinct 28	2456	6412	2236	1557	69.63%	679	30.37%	0	220
Precinct 29	2026	4470	1866	1216	65.17%	650	34.83%	0	160
Precinct 31	2131	3422	1939	1298	66.94%	641	33.06%	2	190
Precinct 36	2432	5333	2233	1514	67.80%	719	32.20%	1	198
Precinct 48	935	1903	848	492	58.02%	356	41.98%	1	86
Total	14075	31498	12814	8414	65.66%	4400	34.34%	4	1257

I, Nancy Blankenship, Deschutes County Clerk, do hereby
certify that the votes recorded on this report correctly
summarize the tally of votes cast at the May 19, 2020
Primary Election.

Dated this 8th day of June, 2020.


Nancy Blankenship
Deschutes County Clerk

