

**May 19, 2020**

**Primary Election**

**Harney County, Oregon**

## **OFFICIAL ABSTRACTS OF VOTES**

-Abstracts of Votes Cast- Precinct Level



*Compiled by Derrin (Dag) Robinson  
Harney County Clerk*

## Abstract of Votes Cast

Page: 1 of 21

Harney County, Oregon, Primary Election, May 19, 2020

All Precincts, All Districts, All ScanStations, Attorney General (DEM), Attorney General (REP), County Commissioner, Pos. #1, County Sheriff, District Attorney, Harney County, Judge of the Circuit Court, 24th District, Position 1, Judge of the Court of Appeals, Position 1, Judge of the Court of Appeals, Position 11, Judge of the Court of Appeals, Position 12, Judge of the Court of Appeals, Position 13, Judge of the Supreme Court, Position 1, Judge of the Supreme Court, Position 7, President (DEM), President (REP), Secretary of State (DEM), Secretary of State (REP), State Representative, 60th District (DEM), State Representative, 60th District (REP), State Senator, 30th District (DEM), State Senator, 30th District (REP), State Treasurer (DEM), State Treasurer (REP), US Representative, 2nd District (DEM), US Representative, 2nd District (REP), US Senator (DEM), US Senator (REP), All Boxes

Total Ballots Cast: 3379

Choice	Votes	Vote %
--------	-------	--------

**Precinct 21****President (DEM) (Vote for 1)****243 ballots (0 over voted ballots, 0 overvotes, 18 undervotes)**

Joseph R Biden	144	64.00%
Bernie Sanders	26	11.56%
Elizabeth Warren	19	8.44%
Tulsi Gabbard	10	4.44%
Write-in	26	11.56%
Total	225	100.00%
Overvotes	0	
Undervotes	18	

**President (REP) (Vote for 1)****533 ballots (0 over voted ballots, 0 overvotes, 22 undervotes)**

Donald J Trump	490	95.89%
Write-in	21	4.11%
Total	511	100.00%
Overvotes	0	
Undervotes	22	

**US Senator (DEM) (Vote for 1)****243 ballots (0 over voted ballots, 0 overvotes, 36 undervotes)**

Jeff Merkley	194	93.72%
Write-in	13	6.28%
Total	207	100.00%
Overvotes	0	
Undervotes	36	


**US Senator (REP) (Vote for 1)****533 ballots (0 over voted ballots, 0 overvotes, 129 undervotes)**

Paul J Romero Jr	143	35.40%
Robert Schwartz	49	12.13%
Jo Rae Perkins	177	43.81%
John Verbeek	29	7.18%
Write-in	6	1.49%
Total	404	100.00%
Overvotes	0	
Undervotes	129	

**US Representative, 2nd District (DEM) (Vote for 1)****243 ballots (0 over voted ballots, 0 overvotes, 64 undervotes)**

Jack Howard	29	16.20%
John P Holm	19	10.61%
Nick (Nik) L Heuertz	40	22.35%
Alex Spenser	39	21.79%
Chris Vaughn	34	18.99%
Write-in	18	10.06%

I Certify this Abstract correctly summarizes the votes cast at the election indicated.



June 3, 2020

Derrin Robinson, Harney County Clerk

## Abstract of Votes Cast

Page: 2 of 21

Harney County, Oregon, Primary Election, May 19, 2020

All Precincts, All Districts, All ScanStations, Attorney General (DEM), Attorney General (REP), County Commissioner, Pos. #1, County Sheriff, District Attorney, Harney County, Judge of the Circuit Court, 24th District, Position 1, Judge of the Court of Appeals, Position 1, Judge of the Court of Appeals, Position 11, Judge of the Court of Appeals, Position 12, Judge of the Court of Appeals, Position 13, Judge of the Supreme Court, Position 1, Judge of the Supreme Court, Position 7, President (DEM), President (REP), Secretary of State (DEM), Secretary of State (REP), State Representative, 60th District (DEM), State Representative, 60th District (REP), State Senator, 30th District (DEM), State Senator, 30th District (REP), State Treasurer (DEM), State Treasurer (REP), US Representative, 2nd District (DEM), US Representative, 2nd District (REP), US Senator (DEM), US Senator (REP), All

Boxes

Total Ballots Cast: 3379

Choice	Votes	Vote %
Total	179	100.00%
Overvotes	0	
Undervotes	64	

**US Representative, 2nd District (REP) (Vote for 1)****533 ballots (0 over voted ballots, 0 overvotes, 25 undervotes)**

Mark R Roberts	3	0.59%
Knute C Buehler	66	12.99%
Cliff Bentz	358	70.47%
Kenneth W Medenbach	0	0.00%
Jeff Smith	2	0.39%
Travis A Fager	8	1.57%
Justin Livingston	5	0.98%
Jimmy Crumpacker	49	9.65%
Glenn Carey	0	0.00%
David R Campbell	3	0.59%
Jason A Atkinson	13	2.56%
Write-in	1	0.20%
Total	508	100.00%
Overvotes	0	
Undervotes	25	

**Secretary of State (DEM) (Vote for 1)****243 ballots (0 over voted ballots, 0 overvotes, 26 undervotes)**

Mark D Hass	57	26.27%
Jamie McLeod-Skinner	106	48.85%
Shemia Fagan	44	20.28%
Write-in	10	4.61%
Total	217	100.00%
Overvotes	0	
Undervotes	26	


**Secretary of State (REP) (Vote for 1)****533 ballots (0 over voted ballots, 0 overvotes, 112 undervotes)**

Kim Thatcher	340	80.76%
Dave W Stauffer	76	18.05%
Write-in	5	1.19%
Total	421	100.00%
Overvotes	0	
Undervotes	112	

**State Treasurer (DEM) (Vote for 1)****243 ballots (0 over voted ballots, 0 overvotes, 59 undervotes)**

Tobias Read	177	96.20%
Write-in	7	3.80%
Total	184	100.00%
Overvotes	0	
Undervotes	59	

I Certify this Abstract correctly summarizes the votes cast at the election indicated.

  
 June 3, 2020  
 Derrin Robinson, Harney County Clerk



## Abstract of Votes Cast

Page: 3 of 21


Harney County, Oregon, Primary Election, May 19, 2020

All Precincts, All Districts, All ScanStations, Attorney General (DEM), Attorney General (REP), County Commissioner, Pos. #1, County Sheriff, District Attorney, Harney County, Judge of the Circuit Court, 24th District, Position 1, Judge of the Court of Appeals, Position 1, Judge of the Court of Appeals, Position 11, Judge of the Court of Appeals, Position 12, Judge of the Court of Appeals, Position 13, Judge of the Supreme Court, Position 1, Judge of the Supreme Court, Position 7, President (DEM), President (REP), Secretary of State (DEM), Secretary of State (REP), State Representative, 60th District (DEM), State Representative, 60th District (REP), State Senator, 30th District (DEM), State Senator, 30th District (REP), State Treasurer (DEM), State Treasurer (REP), US Representative, 2nd District (DEM), US Representative, 2nd District (REP), US Senator (DEM), US Senator (REP), All Boxes

Total Ballots Cast: 3379

Choice	Votes	Vote %
<b>State Treasurer (REP) (Vote for 1)</b>		
<b>533 ballots (0 over voted ballots, 0 overvotes, 151 undervotes)</b>		
Jeff Gudman	378	98.95%
Write-in	4	1.05%
Total	382	100.00%
Overvotes	0	
Undervotes	151	
<b>Attorney General (DEM) (Vote for 1)</b>		
<b>243 ballots (0 over voted ballots, 0 overvotes, 53 undervotes)</b>		
Ellen Rosenblum	179	94.21%
Write-in	11	5.79%
Total	190	100.00%
Overvotes	0	
Undervotes	53	
<b>Attorney General (REP) (Vote for 1)</b>		
<b>533 ballots (0 over voted ballots, 0 overvotes, 183 undervotes)</b>		
Michael Cross	343	98.00%
Write-in	7	2.00%
Total	350	100.00%
Overvotes	0	
Undervotes	183	
<b>State Senator, 30th District (DEM) (Vote for 1)</b>		
<b>243 ballots (0 over voted ballots, 0 overvotes, 56 undervotes)</b>		
Carina M Miller	177	94.65%
Write-in	10	5.35%
Total	187	100.00%
Overvotes	0	
Undervotes	56	
<b>State Senator, 30th District (REP) (Vote for 1)</b>		
<b>533 ballots (0 over voted ballots, 0 overvotes, 133 undervotes)</b>		
Lynn P Findley	398	99.50%
Write-in	2	0.50%
Total	400	100.00%
Overvotes	0	
Undervotes	133	
<b>State Representative, 60th District (DEM) (Vote for 1)</b>		
<b>243 ballots (0 over voted ballots, 0 overvotes, 60 undervotes)</b>		
Beth E Spell	69	37.70%
Isabelle Fleuraud	97	53.01%
Write-in	17	9.29%

I Certify this Abstract correctly summarizes the votes cast at the election indicated.



June 3, 2020

Derrin Robinson, Harney County Clerk

## Abstract of Votes Cast

Page: 4 of 21

Harney County, Oregon, Primary Election, May 19, 2020

All Precincts, All Districts, All ScanStations, Attorney General (DEM), Attorney General (REP), County Commissioner, Pos. #1, County Sheriff, District Attorney, Harney County, Judge of the Circuit Court, 24th District, Position 1, Judge of the Court of Appeals, Position 1, Judge of the Court of Appeals, Position 11, Judge of the Court of Appeals, Position 12, Judge of the Court of Appeals, Position 13, Judge of the Supreme Court, Position 1, Judge of the Supreme Court, Position 7, President (DEM), President (REP), Secretary of State (DEM), Secretary of State (REP), State Representative, 60th District (DEM), State Representative, 60th District (REP), State Senator, 30th District (DEM), State Senator, 30th District (REP), State Treasurer (DEM), State Treasurer (REP), US Representative, 2nd District (DEM), US Representative, 2nd District (REP), US Senator (DEM), US Senator (REP), All

Boxes

Total Ballots Cast: 3379

Choice	Votes	Vote %
Total	183	100.00%
Overvotes	0	
Undervotes	60	

**State Representative, 60th District (REP) (Vote for 1)****533 ballots (0 over voted ballots, 0 overvotes, 70 undervotes)**

Mark Owens	460	99.35%
Write-in	3	0.65%
Total	463	100.00%
Overvotes	0	
Undervotes	70	

**Judge of the Supreme Court, Position 1 (Vote for 1)****1042 ballots (0 over voted ballots, 0 overvotes, 267 undervotes)**

Thomas A Balmer	476	61.42%
Van Pounds	295	38.06%
Write-in	4	0.52%
Total	775	100.00%
Overvotes	0	
Undervotes	267	

**Judge of the Supreme Court, Position 7 (Vote for 1)****1042 ballots (0 over voted ballots, 0 overvotes, 369 undervotes)**

Martha Walters	659	97.92%
Write-in	14	2.08%
Total	673	100.00%
Overvotes	0	
Undervotes	369	


**Judge of the Court of Appeals, Position 11 (Vote for 1)****1042 ballots (0 over voted ballots, 0 overvotes, 281 undervotes)**

Joel DeVore	396	52.04%
Kyle L Krohn	362	47.57%
Write-in	3	0.39%
Total	761	100.00%
Overvotes	0	
Undervotes	281	

**Judge of the Court of Appeals, Position 1 (Vote for 1)****1042 ballots (0 over voted ballots, 0 overvotes, 381 undervotes)**

Josephine H Mooney	648	98.03%
Write-in	13	1.97%
Total	661	100.00%
Overvotes	0	
Undervotes	381	

I Certify this Abstract correctly summarizes the votes cast at the election indicated.



June 3, 2020

Derrin Robinson, Harney County Clerk

## Abstract of Votes Cast

Page: 5 of 21

Harney County, Oregon, Primary Election, May 19, 2020


All Precincts, All Districts, All ScanStations, Attorney General (DEM), Attorney General (REP), County Commissioner, Pos. #1, County Sheriff, District Attorney, Harney County, Judge of the Circuit Court, 24th District, Position 1, Judge of the Court of Appeals, Position 1, Judge of the Court of Appeals, Position 11, Judge of the Court of Appeals, Position 12, Judge of the Court of Appeals, Position 13, Judge of the Supreme Court, Position 1, Judge of the Supreme Court, Position 7, President (DEM), President (REP), Secretary of State (DEM), Secretary of State (REP), State Representative, 60th District (DEM), State Representative, 60th District (REP), State Senator, 30th District (DEM), State Senator, 30th District (REP), State Treasurer (DEM), State Treasurer (REP), US Representative, 2nd District (DEM), US Representative, 2nd District (REP), US Senator (DEM), US Senator (REP), All

Boxes

Total Ballots Cast: 3379

Choice	Votes	Vote %
<b>Judge of the Court of Appeals, Position 12 (Vote for 1)</b>		
<b>1042 ballots (1 over voted ballots, 1 overvotes, 376 undervotes)</b>		
Erin C Lagesen	652	98.05%
Write-in	13	1.95%
Total	665	100.00%
Overvotes	1	
Undervotes	376	
<b>Judge of the Court of Appeals, Position 13 (Vote for 1)</b>		
<b>1042 ballots (0 over voted ballots, 0 overvotes, 373 undervotes)</b>		
Doug Tookey	656	98.06%
Write-in	13	1.94%
Total	669	100.00%
Overvotes	0	
Undervotes	373	
<b>Judge of the Circuit Court, 24th District, Position 1 (Vote for 1)</b>		
<b>1042 ballots (1 over voted ballots, 1 overvotes, 75 undervotes)</b>		
Rob Raschio	388	40.17%
John B Lamborn	332	34.37%
Jim Carpenter	242	25.05%
Write-in	4	0.41%
Total	966	100.00%
Overvotes	1	
Undervotes	75	
<b>District Attorney, Harney County (Vote for 1)</b>		
<b>1042 ballots (0 over voted ballots, 0 overvotes, 77 undervotes)</b>		
Tim Beaubien	382	39.59%
Ryan P Hughes	579	60.00%
Write-in	4	0.41%
Total	965	100.00%
Overvotes	0	
Undervotes	77	
<b>County Commissioner, Pos. #1 (Vote for 1)</b>		
<b>1042 ballots (0 over voted ballots, 0 overvotes, 78 undervotes)</b>		
Kristen Shelman	427	44.29%
Bill Wilber	177	18.36%
Chris Pratt	53	5.50%
Forrest T Keady	298	30.91%
Write-in	9	0.93%
Total	964	100.00%
Overvotes	0	
Undervotes	78	

I Certify this Abstract correctly summarizes the votes cast at the election indicated.



June 3, 2020

Derrin Robinson, Harney County Clerk



## Abstract of Votes Cast

Page: 6 of 21

Harney County, Oregon, Primary Election, May 19, 2020

All Precincts, All Districts, All ScanStations, Attorney General (DEM), Attorney General (REP), County Commissioner, Pos. #1, County Sheriff, District Attorney, Harney County, Judge of the Circuit Court, 24th District, Position 1, Judge of the Court of Appeals, Position 1, Judge of the Court of Appeals, Position 11, Judge of the Court of Appeals, Position 12, Judge of the Court of Appeals, Position 13, Judge of the Supreme Court, Position 1, Judge of the Supreme Court, Position 7, President (DEM), President (REP), Secretary of State (DEM), Secretary of State (REP), State Representative, 60th District (DEM), State Representative, 60th District (REP), State Senator, 30th District (DEM), State Senator, 30th District (REP), State Treasurer (DEM), State Treasurer (REP), US Representative, 2nd District (DEM), US Representative, 2nd District (REP), US Senator (DEM), US Senator (REP), All

Boxes

Total Ballots Cast: 3379

Choice	Votes	Vote %
<b>County Sheriff (Vote for 1)</b>		
<b>1042 ballots (0 over voted ballots, 0 overvotes, 32 undervotes)</b>		
Kerry J Boggs	126	12.48%
Lucas D McInain	207	20.50%
Dan Jenkins	449	44.46%
Patrick Weber	23	2.28%
Chris Nisbet	192	19.01%
Mark Creighton	10	0.99%
Write-in	3	0.30%
Total	1010	100.00%
Overvotes	0	
Undervotes	32	

**Precinct 25****President (DEM) (Vote for 1)****160 ballots (0 over voted ballots, 0 overvotes, 24 undervotes)**

Joseph R Biden	81	59.56%
Bernie Sanders	14	10.29%
Elizabeth Warren	18	13.24%
Tulsi Gabbard	3	2.21%
Write-in	20	14.71%
Total	136	100.00%
Overvotes	0	
Undervotes	24	

**President (REP) (Vote for 1)****373 ballots (0 over voted ballots, 0 overvotes, 18 undervotes)**

Donald J Trump	345	97.18%
Write-in	10	2.82%
Total	355	100.00%
Overvotes	0	
Undervotes	18	


**US Senator (DEM) (Vote for 1)****160 ballots (0 over voted ballots, 0 overvotes, 27 undervotes)**

Jeff Merkley	122	91.73%
Write-in	11	8.27%
Total	133	100.00%
Overvotes	0	
Undervotes	27	

**US Senator (REP) (Vote for 1)****373 ballots (0 over voted ballots, 0 overvotes, 109 undervotes)**

Paul J Romero Jr	86	32.58%
Robert Schwartz	28	10.61%
Jo Rae Perkins	133	50.38%
John Verbeek	15	5.68%
Write-in	2	0.76%

I Certify this Abstract correctly summarizes the votes cast at the election indicated.

 June 3, 2020  
Derin Robinson, Harney County Clerk

# Abstract of Votes Cast

Page: 7 of 21

Harney County, Oregon, Primary Election, May 19, 2020

All Precincts, All Districts, All ScanStations, Attorney General (DEM), Attorney General (REP), County Commissioner, Pos. #1, County Sheriff, District Attorney, Harney County, Judge of the Circuit Court, 24th District, Position 1, Judge of the Court of Appeals, Position 1, Judge of the Court of Appeals, Position 11, Judge of the Court of Appeals, Position 12, Judge of the Court of Appeals, Position 13, Judge of the Supreme Court, Position 1, Judge of the Supreme Court, Position 7, President (DEM), President (REP), Secretary of State (DEM), Secretary of State (REP), State Representative, 60th District (DEM), State Representative, 60th District (REP), State Senator, 30th District (DEM), State Senator, 30th District (REP), State Treasurer (DEM), State Treasurer (REP), US Representative, 2nd District (DEM), US Representative, 2nd District (REP), US Senator (DEM), US Senator (REP), All

Boxes

Total Ballots Cast: 3379

Choice	Votes	Vote %
Total	264	100.00%
Overvotes	0	
Undervotes	109	

## US Representative, 2nd District (DEM) (Vote for 1)

160 ballots (0 over voted ballots, 0 overvotes, 52 undervotes)

Jack Howard	5	4.63%
John P Holm	11	10.19%
Nick (Nik) L Heuertz	24	22.22%
Alex Spenser	24	22.22%
Chris Vaughn	23	21.30%
Write-in	21	19.44%
Total	108	100.00%
Overvotes	0	
Undervotes	52	

## US Representative, 2nd District (REP) (Vote for 1)

373 ballots (0 over voted ballots, 0 overvotes, 23 undervotes)

Mark R Roberts	2	0.57%
Knute C Buehler	39	11.14%
Cliff Bentz	270	77.14%
Kenneth W Medenbach	1	0.29%
Jeff Smith	0	0.00%
Travis A Fager	2	0.57%
Justin Livingston	0	0.00%
Jimmy Crumpacker	25	7.14%
Glenn Carey	0	0.00%
David R Campbell	0	0.00%
Jason A Atkinson	7	2.00%
Write-in	4	1.14%
Total	350	100.00%
Overvotes	0	
Undervotes	23	

## Secretary of State (DEM) (Vote for 1)

160 ballots (0 over voted ballots, 0 overvotes, 23 undervotes)


Mark D Hass	27	19.71%
Jamie McLeod-Skinner	72	52.55%
Shemia Fagan	26	18.98%
Write-in	12	8.76%
Total	137	100.00%
Overvotes	0	
Undervotes	23	

## Secretary of State (REP) (Vote for 1)

373 ballots (0 over voted ballots, 0 overvotes, 85 undervotes)

Kim Thatcher	227	78.82%
Dave W Stauffer	58	20.14%
Write-in	3	1.04%

I Certify this Abstract correctly summarizes the votes cast at the election indicated.

 June 3, 2020  
Derrin Robinson, Harney County Clerk



## Abstract of Votes Cast

Page: 8 of 21

Harney County, Oregon, Primary Election, May 19, 2020

All Precincts, All Districts, All ScanStations, Attorney General (DEM), Attorney General (REP), County Commissioner, Pos. #1, County Sheriff, District Attorney, Harney County, Judge of the Circuit Court, 24th District, Position 1, Judge of the Court of Appeals, Position 1, Judge of the Court of Appeals, Position 11, Judge of the Court of Appeals, Position 12, Judge of the Court of Appeals, Position 13, Judge of the Supreme Court, Position 1, Judge of the Supreme Court, Position 7, President (DEM), President (REP), Secretary of State (DEM), Secretary of State (REP), State Representative, 60th District (DEM), State Representative, 60th District (REP), State Senator, 30th District (DEM), State Senator, 30th District (REP), State Treasurer (DEM), State Treasurer (REP), US Representative, 2nd District (DEM), US Representative, 2nd District (REP), US Senator (DEM), US Senator (REP), All

Boxes

Total Ballots Cast: 3379

Choice	Votes	Vote %
Total	288	100.00%
Overvotes	0	
Undervotes	85	

**State Treasurer (DEM) (Vote for 1)****160 ballots (0 over voted ballots, 0 overvotes, 49 undervotes)**

Tobias Read	103	92.79%
Write-in	8	7.21%
Total	111	100.00%
Overvotes	0	
Undervotes	49	

**State Treasurer (REP) (Vote for 1)****373 ballots (0 over voted ballots, 0 overvotes, 110 undervotes)**

Jeff Gudman	261	99.24%
Write-in	2	0.76%
Total	263	100.00%
Overvotes	0	
Undervotes	110	

**Attorney General (DEM) (Vote for 1)****160 ballots (0 over voted ballots, 0 overvotes, 48 undervotes)**

Ellen Rosenblum	106	94.64%
Write-in	6	5.36%
Total	112	100.00%
Overvotes	0	
Undervotes	48	

**Attorney General (REP) (Vote for 1)****373 ballots (0 over voted ballots, 0 overvotes, 130 undervotes)**

Michael Cross	233	95.88%
Write-in	10	4.12%
Total	243	100.00%
Overvotes	0	
Undervotes	130	


**State Senator, 30th District (DEM) (Vote for 1)****160 ballots (0 over voted ballots, 0 overvotes, 53 undervotes)**

Carina M Miller	92	85.98%
Write-in	15	14.02%
Total	107	100.00%
Overvotes	0	
Undervotes	53	

**State Senator, 30th District (REP) (Vote for 1)****373 ballots (0 over voted ballots, 0 overvotes, 84 undervotes)**

Lynn P Findley	285	98.62%
----------------	-----	--------

I Certify this Abstract correctly summarizes the votes cast at the election indicated.



June 3, 2020  
Derrin Robinson, Harney County Clerk

## Abstract of Votes Cast

Page: 9 of 21

Harney County, Oregon, Primary Election, May 19, 2020

All Precincts, All Districts, All ScanStations, Attorney General (DEM), Attorney General (REP), County Commissioner, Pos. #1, County Sheriff, District Attorney, Harney County, Judge of the Circuit Court, 24th District, Position 1, Judge of the Court of Appeals, Position 1, Judge of the Court of Appeals, Position 11, Judge of the Court of Appeals, Position 12, Judge of the Court of Appeals, Position 13, Judge of the Supreme Court, Position 1, Judge of the Supreme Court, Position 7, President (DEM), President (REP), Secretary of State (DEM), Secretary of State (REP), State Representative, 60th District (DEM), State Representative, 60th District (REP), State Senator, 30th District (DEM), State Senator, 30th District (REP), State Treasurer (DEM), State Treasurer (REP), US Representative, 2nd District (DEM), US Representative, 2nd District (REP), US Senator (DEM), US Senator (REP), All

Boxes

Total Ballots Cast: 3379

Choice	Votes	Vote %
Write-in	4	1.38%
Total	289	100.00%
Overvotes	0	
Undervotes	84	

**State Representative, 60th District (DEM) (Vote for 1)****160 ballots (0 over voted ballots, 0 overvotes, 47 undervotes)**

Beth E Spell	29	25.66%
Isabelle Fleuraud	65	57.52%
Write-in	19	16.81%
Total	113	100.00%
Overvotes	0	
Undervotes	47	

**State Representative, 60th District (REP) (Vote for 1)****373 ballots (0 over voted ballots, 0 overvotes, 46 undervotes)**

Mark Owens	322	98.47%
Write-in	5	1.53%
Total	327	100.00%
Overvotes	0	
Undervotes	46	

**Judge of the Supreme Court, Position 1 (Vote for 1)****714 ballots (0 over voted ballots, 0 overvotes, 215 undervotes)**

Thomas A Balmer	323	64.73%
Van Pounds	173	34.67%
Write-in	3	0.60%
Total	499	100.00%
Overvotes	0	
Undervotes	215	


**Judge of the Supreme Court, Position 7 (Vote for 1)****714 ballots (0 over voted ballots, 0 overvotes, 286 undervotes)**

Martha Walters	415	96.96%
Write-in	13	3.04%
Total	428	100.00%
Overvotes	0	
Undervotes	286	

**Judge of the Court of Appeals, Position 11 (Vote for 1)****714 ballots (0 over voted ballots, 0 overvotes, 225 undervotes)**

Joel DeVore	281	57.46%
Kyle L Krohn	206	42.13%
Write-in	2	0.41%
Total	489	100.00%
Overvotes	0	
Undervotes	225	

I Certify this Abstract correctly summarizes the votes cast at the election indicated.



June 3, 2020

Derin Robinson, Harney County Clerk



Harney County, Oregon, Primary Election, May 19, 2020


All Precincts, All Districts, All ScanStations, Attorney General (DEM), Attorney General (REP), County Commissioner, Pos. #1, County Sheriff, District Attorney, Harney County, Judge of the Circuit Court, 24th District, Position 1, Judge of the Court of Appeals, Position 1, Judge of the Court of Appeals, Position 11, Judge of the Court of Appeals, Position 12, Judge of the Court of Appeals, Position 13, Judge of the Supreme Court, Position 1, Judge of the Supreme Court, Position 7, President (DEM), President (REP), Secretary of State (DEM), Secretary of State (REP), State Representative, 60th District (DEM), State Representative, 60th District (REP), State Senator, 30th District (DEM), State Senator, 30th District (REP), State Treasurer (DEM), State Treasurer (REP), US Representative, 2nd District (DEM), US Representative, 2nd District (REP), US Senator (DEM), US Senator (REP), All

Boxes

Total Ballots Cast: 3379

Choice	Votes	Vote %
<b>Judge of the Court of Appeals, Position 1 (Vote for 1)</b>		
<b>714 ballots (0 over voted ballots, 0 overvotes, 294 undervotes)</b>		
Josephine H Mooney	412	98.10%
Write-in	8	1.90%
Total	420	100.00%
Overvotes	0	
Undervotes	294	
<b>Judge of the Court of Appeals, Position 12 (Vote for 1)</b>		
<b>714 ballots (0 over voted ballots, 0 overvotes, 292 undervotes)</b>		
Erin C Lagesen	415	98.34%
Write-in	7	1.66%
Total	422	100.00%
Overvotes	0	
Undervotes	292	
<b>Judge of the Court of Appeals, Position 13 (Vote for 1)</b>		
<b>714 ballots (0 over voted ballots, 0 overvotes, 301 undervotes)</b>		
Doug Tookey	406	98.31%
Write-in	7	1.69%
Total	413	100.00%
Overvotes	0	
Undervotes	301	
<b>Judge of the Circuit Court, 24th District, Position 1 (Vote for 1)</b>		
<b>714 ballots (0 over voted ballots, 0 overvotes, 49 undervotes)</b>		
Rob Raschio	296	44.51%
John B Lamborn	199	29.92%
Jim Carpenter	168	25.26%
Write-in	2	0.30%
Total	665	100.00%
Overvotes	0	
Undervotes	49	
<b>District Attorney, Harney County (Vote for 1)</b>		
<b>714 ballots (0 over voted ballots, 0 overvotes, 56 undervotes)</b>		
Tim Beaubien	183	27.81%
Ryan P Hughes	474	72.04%
Write-in	1	0.15%
Total	658	100.00%
Overvotes	0	
Undervotes	56	
<b>County Commissioner, Pos. #1 (Vote for 1)</b>		
<b>714 ballots (1 over voted ballots, 1 overvotes, 48 undervotes)</b>		
Kristen Shelman	306	46.02%
Bill Wilber	143	21.50%
Chris Pratt	33	4.96%

I Certify this Abstract correctly summarizes the votes cast at the election indicated.

 June 3, 2020  
Derrin Robinson, Harney County Clerk



## Abstract of Votes Cast

Page: 11 of 21

Harney County, Oregon, Primary Election, May 19, 2020

All Precincts, All Districts, All ScanStations, Attorney General (DEM), Attorney General (REP), County Commissioner, Pos. #1, County Sheriff, District Attorney, Harney County, Judge of the Circuit Court, 24th District, Position 1, Judge of the Court of Appeals, Position 1, Judge of the Court of Appeals, Position 11, Judge of the Court of Appeals, Position 12, Judge of the Court of Appeals, Position 13, Judge of the Supreme Court, Position 1, Judge of the Supreme Court, Position 7, President (DEM), President (REP), Secretary of State (DEM), Secretary of State (REP), State Representative, 60th District (DEM), State Representative, 60th District (REP), State Senator, 30th District (DEM), State Senator, 30th District (REP), State Treasurer (DEM), State Treasurer (REP), US Representative, 2nd District (DEM), US Representative, 2nd District (REP), US Senator (DEM), US Senator (REP), All Boxes

Total Ballots Cast: 3379

Choice	Votes	Vote %
Forrest T Keady	177	26.62%
Write-in	6	0.90%
Total	665	100.00%
Overvotes	1	
Undervotes	48	

**County Sheriff (Vote for 1)****714 ballots (0 over voted ballots, 0 overvotes, 21 undervotes)**

Kerry J Boggs	89	12.84%
Lucas D McClain	126	18.18%
Dan Jenkins	315	45.45%
Patrick Weber	6	0.87%
Chris Nisbet	151	21.79%
Mark Creighton	6	0.87%
Write-in	0	0.00%
Total	693	100.00%
Overvotes	0	
Undervotes	21	

**Precinct 26****President (DEM) (Vote for 1)****191 ballots (0 over voted ballots, 0 overvotes, 15 undervotes)**

Joseph R Biden	115	65.34%
Bernie Sanders	13	7.39%
Elizabeth Warren	19	10.80%
Tulsi Gabbard	9	5.11%
Write-in	20	11.36%
Total	176	100.00%
Overvotes	0	
Undervotes	15	


**President (REP) (Vote for 1)****1177 ballots (0 over voted ballots, 0 overvotes, 40 undervotes)**

Donald J Trump	1118	98.33%
Write-in	19	1.67%
Total	1137	100.00%
Overvotes	0	
Undervotes	40	

**US Senator (DEM) (Vote for 1)****191 ballots (0 over voted ballots, 0 overvotes, 45 undervotes)**

Jeff Merkley	139	95.21%
Write-in	7	4.79%
Total	146	100.00%
Overvotes	0	
Undervotes	45	

I Certify this Abstract correctly summarizes the votes cast at the election indicated.



June 3, 2020

Derrin Robinson, Harney County Clerk

# Abstract of Votes Cast

Page: 12 of 21

Harney County, Oregon, Primary Election, May 19, 2020


All Precincts, All Districts, All ScanStations, Attorney General (DEM), Attorney General (REP), County Commissioner, Pos. #1, County Sheriff, District Attorney, Harney County, Judge of the Circuit Court, 24th District, Position 1, Judge of the Court of Appeals, Position 1, Judge of the Court of Appeals, Position 11, Judge of the Court of Appeals, Position 12, Judge of the Court of Appeals, Position 13, Judge of the Supreme Court, Position 1, Judge of the Supreme Court, Position 7, President (DEM), President (REP), Secretary of State (DEM), Secretary of State (REP), State Representative, 60th District (DEM), State Representative, 60th District (REP), State Senator, 30th District (DEM), State Senator, 30th District (REP), State Treasurer (DEM), State Treasurer (REP), US Representative, 2nd District (DEM), US Representative, 2nd District (REP), US Senator (DEM), US Senator (REP), All

Boxes

Total Ballots Cast: 3379

Choice	Votes	Vote %
<b>US Senator (REP) (Vote for 1)</b>		
<b>1177 ballots (0 over voted ballots, 0 overvotes, 293 undervotes)</b>		
Paul J Romero Jr	299	33.82%
Robert Schwartz	99	11.20%
Jo Rae Perkins	438	49.55%
John Verbeek	44	4.98%
Write-in	4	0.45%
Total	884	100.00%
Overvotes	0	
Undervotes	293	
<b>US Representative, 2nd District (DEM) (Vote for 1)</b>		
<b>191 ballots (0 over voted ballots, 0 overvotes, 63 undervotes)</b>		
Jack Howard	10	7.81%
John P Holm	12	9.38%
Nick (Nik) L Heuertz	28	21.88%
Alex Spenser	29	22.66%
Chris Vaughn	29	22.66%
Write-in	20	15.62%
Total	128	100.00%
Overvotes	0	
Undervotes	63	
<b>US Representative, 2nd District (REP) (Vote for 1)</b>		
<b>1177 ballots (0 over voted ballots, 0 overvotes, 14 undervotes)</b>		
Mark R Roberts	1	0.09%
Knute C Buehler	120	10.32%
Cliff Bentz	908	78.07%
Kenneth W Medenbach	4	0.34%
Jeff Smith	14	1.20%
Travis A Fager	12	1.03%
Justin Livingston	5	0.43%
Jimmy Crumpacker	90	7.74%
Glenn Carey	0	0.00%
David R Campbell	0	0.00%
Jason A Atkinson	9	0.77%
Write-in	0	0.00%
Total	1163	100.00%
Overvotes	0	
Undervotes	14	
<b>Secretary of State (DEM) (Vote for 1)</b>		
<b>191 ballots (0 over voted ballots, 0 overvotes, 37 undervotes)</b>		
Mark D Hass	46	29.87%
Jamie McLeod-Skinner	74	48.05%
Shemia Fagan	29	18.83%
Write-in	5	3.25%

I Certify this Abstract correctly summarizes the votes cast at the election indicated.

 June 3, 2020  
Derrin Robinson, Harney County Clerk

## Harney County, Oregon, Primary Election, May 19, 2020

All Precincts, All Districts, All ScanStations, Attorney General (DEM), Attorney General (REP), County Commissioner, Pos. #1, County Sheriff, District Attorney, Harney County, Judge of the Circuit Court, 24th District, Position 1, Judge of the Court of Appeals, Position 1, Judge of the Court of Appeals, Position 11, Judge of the Court of Appeals, Position 12, Judge of the Court of Appeals, Position 13, Judge of the Supreme Court, Position 1, Judge of the Supreme Court, Position 7, President (DEM), President (REP), Secretary of State (DEM), Secretary of State (REP), State Representative, 60th District (DEM), State Representative, 60th District (REP), State Senator, 30th District (DEM), State Senator, 30th District (REP), State Treasurer (DEM), State Treasurer (REP), US Representative, 2nd District (DEM), US Representative, 2nd District (REP), US Senator (DEM), US Senator (REP), All Boxes

Total Ballots Cast: 3379

Choice	Votes	Vote %
Total	154	100.00%
Overvotes	0	
Undervotes	37	

**Secretary of State (REP) (Vote for 1)****1177 ballots (0 over voted ballots, 0 overvotes, 268 undervotes)**

Kim Thatcher	742	81.63%
Dave W Stauffer	161	17.71%
Write-in	6	0.66%
Total	909	100.00%
Overvotes	0	
Undervotes	268	

**State Treasurer (DEM) (Vote for 1)****191 ballots (0 over voted ballots, 0 overvotes, 73 undervotes)**

Tobias Read	113	95.76%
Write-in	5	4.24%
Total	118	100.00%
Overvotes	0	
Undervotes	73	

**State Treasurer (REP) (Vote for 1)****1177 ballots (0 over voted ballots, 0 overvotes, 397 undervotes)**

Jeff Gudman	773	99.10%
Write-in	7	0.90%
Total	780	100.00%
Overvotes	0	
Undervotes	397	


**Attorney General (DEM) (Vote for 1)****191 ballots (0 over voted ballots, 0 overvotes, 68 undervotes)**

Ellen Rosenblum	118	95.93%
Write-in	5	4.07%
Total	123	100.00%
Overvotes	0	
Undervotes	68	

**Attorney General (REP) (Vote for 1)****1177 ballots (0 over voted ballots, 0 overvotes, 427 undervotes)**

Michael Cross	728	97.07%
Write-in	22	2.93%
Total	750	100.00%
Overvotes	0	
Undervotes	427	

I Certify this Abstract correctly summarizes the votes cast at the election indicated.



June 3, 2020

Derrin Robinson, Harney County Clerk



## Abstract of Votes Cast

Page: 14 of 21


Harney County, Oregon, Primary Election, May 19, 2020

All Precincts, All Districts, All ScanStations, Attorney General (DEM), Attorney General (REP), County Commissioner, Pos. #1, County Sheriff, District Attorney, Harney County, Judge of the Circuit Court, 24th District, Position 1, Judge of the Court of Appeals, Position 1, Judge of the Court of Appeals, Position 11, Judge of the Court of Appeals, Position 12, Judge of the Court of Appeals, Position 13, Judge of the Supreme Court, Position 1, Judge of the Supreme Court, Position 7, President (DEM), President (REP), Secretary of State (DEM), Secretary of State (REP), State Representative, 60th District (DEM), State Representative, 60th District (REP), State Senator, 30th District (DEM), State Senator, 30th District (REP), State Treasurer (DEM), State Treasurer (REP), US Representative, 2nd District (DEM), US Representative, 2nd District (REP), US Senator (DEM), US Senator (REP), All Boxes

Total Ballots Cast: 3379

Choice	Votes	Vote %
<b>State Senator, 30th District (DEM) (Vote for 1)</b>		
<b>191 ballots (0 over voted ballots, 0 overvotes, 71 undervotes)</b>		
Carina M Miller	110	91.67%
Write-in	10	8.33%
Total	120	100.00%
Overvotes	0	
Undervotes	71	
<b>State Senator, 30th District (REP) (Vote for 1)</b>		
<b>1177 ballots (0 over voted ballots, 0 overvotes, 264 undervotes)</b>		
Lynn P Findley	908	99.45%
Write-in	5	0.55%
Total	913	100.00%
Overvotes	0	
Undervotes	264	
<b>State Representative, 60th District (DEM) (Vote for 1)</b>		
<b>191 ballots (1 over voted ballots, 1 overvotes, 69 undervotes)</b>		
Beth E Spell	40	33.06%
Isabelle Fleuraud	65	53.72%
Write-in	16	13.22%
Total	121	100.00%
Overvotes	1	
Undervotes	69	
<b>State Representative, 60th District (REP) (Vote for 1)</b>		
<b>1177 ballots (0 over voted ballots, 0 overvotes, 120 undervotes)</b>		
Mark Owens	1038	98.20%
Write-in	19	1.80%
Total	1057	100.00%
Overvotes	0	
Undervotes	120	
<b>Judge of the Supreme Court, Position 1 (Vote for 1)</b>		
<b>1623 ballots (0 over voted ballots, 0 overvotes, 492 undervotes)</b>		
Thomas A Balmer	665	58.80%
Van Pounds	456	40.32%
Write-in	10	0.88%
Total	1131	100.00%
Overvotes	0	
Undervotes	492	
<b>Judge of the Supreme Court, Position 7 (Vote for 1)</b>		
<b>1623 ballots (0 over voted ballots, 0 overvotes, 745 undervotes)</b>		
Martha Walters	853	97.15%
Write-in	25	2.85%

I Certify this Abstract correctly summarizes the votes cast at the election indicated.



June 3, 2020  
Derrin Robinson, Harney County Clerk

## Abstract of Votes Cast

Page: 15 of 21

Harney County, Oregon, Primary Election, May 19, 2020

All Precincts, All Districts, All ScanStations, Attorney General (DEM), Attorney General (REP), County Commissioner, Pos. #1, County Sheriff, District Attorney, Harney County, Judge of the Circuit Court, 24th District, Position 1, Judge of the Court of Appeals, Position 1, Judge of the Court of Appeals, Position 11, Judge of the Court of Appeals, Position 12, Judge of the Court of Appeals, Position 13, Judge of the Supreme Court, Position 1, Judge of the Supreme Court, Position 7, President (DEM), President (REP), Secretary of State (DEM), Secretary of State (REP), State Representative, 60th District (DEM), State Representative, 60th District (REP), State Senator, 30th District (DEM), State Senator, 30th District (REP), State Treasurer (DEM), State Treasurer (REP), US Representative, 2nd District (DEM), US Representative, 2nd District (REP), US Senator (DEM), US Senator (REP), All

Boxes

Total Ballots Cast: 3379

Choice	Votes	Vote %
Total	878	100.00%
Overvotes	0	
Undervotes	745	

**Judge of the Court of Appeals, Position 11 (Vote for 1)****1623 ballots (0 over voted ballots, 0 overvotes, 557 undervotes)**

Joel DeVore	566	53.10%
Kyle L Krohn	489	45.87%
Write-in	11	1.03%
Total	1066	100.00%
Overvotes	0	
Undervotes	557	

**Judge of the Court of Appeals, Position 1 (Vote for 1)****1623 ballots (0 over voted ballots, 0 overvotes, 773 undervotes)**

Josephine H Mooney	820	96.47%
Write-in	30	3.53%
Total	850	100.00%
Overvotes	0	
Undervotes	773	

**Judge of the Court of Appeals, Position 12 (Vote for 1)****1623 ballots (0 over voted ballots, 0 overvotes, 752 undervotes)**

Erin C Lagesen	852	97.82%
Write-in	19	2.18%
Total	871	100.00%
Overvotes	0	
Undervotes	752	

**Judge of the Court of Appeals, Position 13 (Vote for 1)****1623 ballots (0 over voted ballots, 0 overvotes, 771 undervotes)**

Doug Tookey	832	97.65%
Write-in	20	2.35%
Total	852	100.00%
Overvotes	0	
Undervotes	771	

**Judge of the Circuit Court, 24th District, Position 1 (Vote for 1)****1623 ballots (0 over voted ballots, 0 overvotes, 117 undervotes)**

Rob Raschio	625	41.50%
John B Lamborn	431	28.62%
Jim Carpenter	447	29.68%
Write-in	3	0.20%
Total	1506	100.00%
Overvotes	0	
Undervotes	117	

I Certify this Abstract correctly summarizes the votes cast at the election indicated.



June 3, 2020

Derrin Robinson, Harney County Clerk

# Abstract of Votes Cast

Page: 16 of 21

Harney County, Oregon, Primary Election, May 19, 2020

All Precincts, All Districts, All ScanStations, Attorney General (DEM), Attorney General (REP), County Commissioner, Pos. #1, County Sheriff, District Attorney, Harney County, Judge of the Circuit Court, 24th District, Position 1, Judge of the Court of Appeals, Position 1, Judge of the Court of Appeals, Position 11, Judge of the Court of Appeals, Position 12, Judge of the Court of Appeals, Position 13, Judge of the Supreme Court, Position 1, Judge of the Supreme Court, Position 7, President (DEM), President (REP), Secretary of State (DEM), Secretary of State (REP), State Representative, 60th District (DEM), State Representative, 60th District (REP), State Senator, 30th District (DEM), State Senator, 30th District (REP), State Treasurer (DEM), State Treasurer (REP), US Representative, 2nd District (DEM), US Representative, 2nd District (REP), US Senator (DEM), US Senator (REP), All

Boxes

Total Ballots Cast: 3379

Choice	Votes	Vote %
--------	-------	--------

## District Attorney, Harney County (Vote for 1)

**1623 ballots (0 over voted ballots, 0 overvotes, 136 undervotes)**

Tim Beaubien	540	36.31%
Ryan P Hughes	945	63.55%
Write-in	2	0.13%
Total	1487	100.00%
Overvotes	0	
Undervotes	136	

## County Commissioner, Pos. #1 (Vote for 1)

**1623 ballots (0 over voted ballots, 0 overvotes, 68 undervotes)**

Kristen Shelman	860	55.31%
Bill Wilber	268	17.23%
Chris Pratt	54	3.47%
Forrest T Keady	368	23.67%
Write-in	5	0.32%
Total	1555	100.00%
Overvotes	0	
Undervotes	68	

## County Sheriff (Vote for 1)

**1623 ballots (2 over voted ballots, 2 overvotes, 40 undervotes)**

Kerry J Boggs	148	9.36%
Lucas D McInain	220	13.92%
Dan Jenkins	946	59.84%
Patrick Weber	14	0.89%
Chris Nisbet	224	14.17%
Mark Creighton	26	1.64%
Write-in	3	0.19%
Total	1581	100.00%
Overvotes	2	
Undervotes	40	

## All Precincts

### President (DEM) (Vote for 1)

**594 ballots (0 over voted ballots, 0 overvotes, 57 undervotes)**


Joseph R Biden	340	63.31%
Bernie Sanders	53	9.87%
Elizabeth Warren	56	10.43%
Tulsi Gabbard	22	4.10%
Write-in	66	12.29%
Total	537	100.00%
Overvotes	0	
Undervotes	57	

### President (REP) (Vote for 1)

**2083 ballots (0 over voted ballots, 0 overvotes, 80 undervotes)**

Donald J Trump	1953	97.50%
----------------	------	--------

I Certify this Abstract correctly summarizes the votes cast at the election indicated.

 June 3, 2020  
Derrin Robinson, Harney County Clerk



## Abstract of Votes Cast

Page: 17 of 21

Harney County, Oregon, Primary Election, May 19, 2020

All Precincts, All Districts, All ScanStations, Attorney General (DEM), Attorney General (REP), County Commissioner, Pos. #1, County Sheriff, District Attorney, Harney County, Judge of the Circuit Court, 24th District, Position 1, Judge of the Court of Appeals, Position 1, Judge of the Court of Appeals, Position 11, Judge of the Court of Appeals, Position 12, Judge of the Court of Appeals, Position 13, Judge of the Supreme Court, Position 1, Judge of the Supreme Court, Position 7, President (DEM), President (REP), Secretary of State (DEM), Secretary of State (REP), State Representative, 60th District (DEM), State Representative, 60th District (REP), State Senator, 30th District (DEM), State Senator, 30th District (REP), State Treasurer (DEM), State Treasurer (REP), US Representative, 2nd District (DEM), US Representative, 2nd District (REP), US Senator (DEM), US Senator (REP), All Boxes

Total Ballots Cast: 3379

Choice	Votes	Vote %
Write-in	50	2.50%
Total	2003	100.00%
Overvotes	0	
Undervotes	80	

**US Senator (DEM) (Vote for 1)****594 ballots (0 over voted ballots, 0 overvotes, 108 undervotes)**

Jeff Merkley	455	93.62%
Write-in	31	6.38%
Total	486	100.00%
Overvotes	0	
Undervotes	108	

**US Senator (REP) (Vote for 1)****2083 ballots (0 over voted ballots, 0 overvotes, 531 undervotes)**

Paul J Romero Jr	528	34.02%
Robert Schwartz	176	11.34%
Jo Rae Perkins	748	48.20%
John Verbeek	88	5.67%
Write-in	12	0.77%
Total	1552	100.00%
Overvotes	0	
Undervotes	531	

**US Representative, 2nd District (DEM) (Vote for 1)****594 ballots (0 over voted ballots, 0 overvotes, 179 undervotes)**

Jack Howard	44	10.60%
John P Holm	42	10.12%
Nick (Nik) L Heuertz	92	22.17%
Alex Spenser	92	22.17%
Chris Vaughn	86	20.72%
Write-in	59	14.22%
Total	415	100.00%
Overvotes	0	
Undervotes	179	

**US Representative, 2nd District (REP) (Vote for 1)****2083 ballots (0 over voted ballots, 0 overvotes, 62 undervotes)**

Mark R Roberts	6	0.30%
Knute C Buehler	225	11.13%
Cliff Bentz	1536	76.00%
Kenneth W Medenbach	5	0.25%
Jeff Smith	16	0.79%
Travis A Fager	22	1.09%
Justin Livingston	10	0.49%
Jimmy Crumpacker	164	8.11%
Glenn Carey	0	0.00%
David R Campbell	3	0.15%
Jason A Atkinson	29	1.43%

I Certify this Abstract correctly summarizes the votes cast at the election indicated.

June 3, 2020

Derrin Robinson, Harney County Clerk

## Harney County, Oregon, Primary Election, May 19, 2020

All Precincts, All Districts, All ScanStations, Attorney General (DEM), Attorney General (REP), County Commissioner, Pos. #1, County Sheriff, District Attorney, Harney County, Judge of the Circuit Court, 24th District, Position 1, Judge of the Court of Appeals, Position 1, Judge of the Court of Appeals, Position 11, Judge of the Court of Appeals, Position 12, Judge of the Court of Appeals, Position 13, Judge of the Supreme Court, Position 1, Judge of the Supreme Court, Position 7, President (DEM), President (REP), Secretary of State (DEM), Secretary of State (REP), State Representative, 60th District (DEM), State Representative, 60th District (REP), State Senator, 30th District (DEM), State Senator, 30th District (REP), State Treasurer (DEM), State Treasurer (REP), US Representative, 2nd District (DEM), US Representative, 2nd District (REP), US Senator (DEM), US Senator (REP), All

Boxes

Total Ballots Cast: 3379

Choice	Votes	Vote %
Write-in	5	0.25%
Total	2021	100.00%
Overvotes	0	
Undervotes	62	

**Secretary of State (DEM) (Vote for 1)****594 ballots (0 over voted ballots, 0 overvotes, 86 undervotes)**

Mark D Hass	130	25.59%
Jamie McLeod-Skinner	252	49.61%
Shemia Fagan	99	19.49%
Write-in	27	5.31%
Total	508	100.00%
Overvotes	0	
Undervotes	86	

**Secretary of State (REP) (Vote for 1)****2083 ballots (0 over voted ballots, 0 overvotes, 465 undervotes)**

Kim Thatcher	1309	80.90%
Dave W Stauffer	295	18.23%
Write-in	14	0.87%
Total	1618	100.00%
Overvotes	0	
Undervotes	465	

**State Treasurer (DEM) (Vote for 1)****594 ballots (0 over voted ballots, 0 overvotes, 181 undervotes)**

Tobias Read	393	95.16%
Write-in	20	4.84%
Total	413	100.00%
Overvotes	0	
Undervotes	181	


**State Treasurer (REP) (Vote for 1)****2083 ballots (0 over voted ballots, 0 overvotes, 658 undervotes)**

Jeff Gudman	1412	99.09%
Write-in	13	0.91%
Total	1425	100.00%
Overvotes	0	
Undervotes	658	

**Attorney General (DEM) (Vote for 1)****594 ballots (0 over voted ballots, 0 overvotes, 169 undervotes)**

Ellen Rosenblum	403	94.82%
Write-in	22	5.18%
Total	425	100.00%
Overvotes	0	
Undervotes	169	

I Certify this Abstract correctly summarizes the votes cast at the election indicated.

 June 3, 2020  
Derrin Robinson, Harney County Clerk

## Abstract of Votes Cast

Page: 19 of 21

Harney County, Oregon, Primary Election, May 19, 2020

All Precincts, All Districts, All ScanStations, Attorney General (DEM), Attorney General (REP), County Commissioner, Pos. #1, County Sheriff, District Attorney, Harney County, Judge of the Circuit Court, 24th District, Position 1, Judge of the Court of Appeals, Position 1, Judge of the Court of Appeals, Position 11, Judge of the Court of Appeals, Position 12, Judge of the Court of Appeals, Position 13, Judge of the Supreme Court, Position 1, Judge of the Supreme Court, Position 7, President (DEM), President (REP), Secretary of State (DEM), Secretary of State (REP), State Representative, 60th District (DEM), State Representative, 60th District (REP), State Senator, 30th District (DEM), State Senator, 30th District (REP), State Treasurer (DEM), State Treasurer (REP), US Representative, 2nd District (DEM), US Representative, 2nd District (REP), US Senator (DEM), US Senator (REP), All Boxes

Total Ballots Cast: 3379

Choice	Votes	Vote %
<b>Attorney General (REP) (Vote for 1)</b>		
<b>2083 ballots (0 over voted ballots, 0 overvotes, 740 undervotes)</b>		
Michael Cross	1304	97.10%
Write-in	39	2.90%
Total	1343	100.00%
Overvotes	0	
Undervotes	740	
<b>State Senator, 30th District (DEM) (Vote for 1)</b>		
<b>594 ballots (0 over voted ballots, 0 overvotes, 180 undervotes)</b>		
Carina M Miller	379	91.55%
Write-in	35	8.45%
Total	414	100.00%
Overvotes	0	
Undervotes	180	
<b>State Senator, 30th District (REP) (Vote for 1)</b>		
<b>2083 ballots (0 over voted ballots, 0 overvotes, 481 undervotes)</b>		
Lynn P Findley	1591	99.31%
Write-in	11	0.69%
Total	1602	100.00%
Overvotes	0	
Undervotes	481	
<b>State Representative, 60th District (DEM) (Vote for 1)</b>		
<b>594 ballots (1 over voted ballots, 1 overvotes, 176 undervotes)</b>		
Beth E Spell	138	33.09%
Isabelle Fleuraud	227	54.44%
Write-in	52	12.47%
Total	417	100.00%
Overvotes	1	
Undervotes	176	
<b>State Representative, 60th District (REP) (Vote for 1)</b>		
<b>2083 ballots (0 over voted ballots, 0 overvotes, 236 undervotes)</b>		
Mark Owens	1820	98.54%
Write-in	27	1.46%
Total	1847	100.00%
Overvotes	0	
Undervotes	236	
<b>Judge of the Supreme Court, Position 1 (Vote for 1)</b>		
<b>3379 ballots (0 over voted ballots, 0 overvotes, 974 undervotes)</b>		
Thomas A Balmer	1464	60.87%
Van Pounds	924	38.42%
Write-in	17	0.71%

I Certify this Abstract correctly summarizes the votes cast at the election indicated.



June 3, 2020

Derrin Robinson, Harney County Clerk



## Harney County, Oregon, Primary Election, May 19, 2020

All Precincts, All Districts, All ScanStations, Attorney General (DEM), Attorney General (REP), County Commissioner, Pos. #1, County Sheriff, District Attorney, Harney County, Judge of the Circuit Court, 24th District, Position 1, Judge of the Court of Appeals, Position 1, Judge of the Court of Appeals, Position 11, Judge of the Court of Appeals, Position 12, Judge of the Court of Appeals, Position 13, Judge of the Supreme Court, Position 1, Judge of the Supreme Court, Position 7, President (DEM), President (REP), Secretary of State (DEM), Secretary of State (REP), State Representative, 60th District (DEM), State Representative, 60th District (REP), State Senator, 30th District (DEM), State Senator, 30th District (REP), State Treasurer (DEM), State Treasurer (REP), US Representative, 2nd District (DEM), US Representative, 2nd District (REP), US Senator (DEM), US Senator (REP), All Boxes

Total Ballots Cast: 3379

Choice	Votes	Vote %
Total	2405	100.00%
Overvotes	0	
Undervotes	974	

**Judge of the Supreme Court, Position 7 (Vote for 1)****3379 ballots (0 over voted ballots, 0 overvotes, 1400 undervotes)**

Martha Walters	1927	97.37%
Write-in	52	2.63%
Total	1979	100.00%
Overvotes	0	
Undervotes	1400	

**Judge of the Court of Appeals, Position 11 (Vote for 1)****3379 ballots (0 over voted ballots, 0 overvotes, 1063 undervotes)**

Joel DeVore	1243	53.67%
Kyle L. Krohn	1057	45.64%
Write-in	16	0.69%
Total	2316	100.00%
Overvotes	0	
Undervotes	1063	

**Judge of the Court of Appeals, Position 1 (Vote for 1)****3379 ballots (0 over voted ballots, 0 overvotes, 1448 undervotes)**

Josephine H Mooney	1880	97.36%
Write-in	51	2.64%
Total	1931	100.00%
Overvotes	0	
Undervotes	1448	


**Judge of the Court of Appeals, Position 12 (Vote for 1)****3379 ballots (1 over voted ballots, 1 overvotes, 1420 undervotes)**

Erin C Lagesen	1919	98.01%
Write-in	39	1.99%
Total	1958	100.00%
Overvotes	1	
Undervotes	1420	

**Judge of the Court of Appeals, Position 13 (Vote for 1)****3379 ballots (0 over voted ballots, 0 overvotes, 1445 undervotes)**

Doug Tookey	1894	97.93%
Write-in	40	2.07%
Total	1934	100.00%
Overvotes	0	
Undervotes	1445	

I Certify this Abstract correctly summarizes the votes cast at the election indicated.



June 3, 2020  
Derrin Robinson, Harney County Clerk

# Abstract of Votes Cast

Page: 21 of 21

Harney County, Oregon, Primary Election, May 19, 2020


All Precincts, All Districts, All ScanStations, Attorney General (DEM), Attorney General (REP), County Commissioner, Pos. #1, County Sheriff, District Attorney, Harney County, Judge of the Circuit Court, 24th District, Position 1, Judge of the Court of Appeals, Position 1, Judge of the Court of Appeals, Position 11, Judge of the Court of Appeals, Position 12, Judge of the Court of Appeals, Position 13, Judge of the Supreme Court, Position 1, Judge of the Supreme Court, Position 7, President (DEM), President (REP), Secretary of State (DEM), Secretary of State (REP), State Representative, 60th District (DEM), State Representative, 60th District (REP), State Senator, 30th District (DEM), State Senator, 30th District (REP), State Treasurer (DEM), State Treasurer (REP), US Representative, 2nd District (DEM), US Representative, 2nd District (REP), US Senator (DEM), US Senator (REP), All

Boxes

Total Ballots Cast: 3379

Choice	Votes	Vote %
<b>Judge of the Circuit Court, 24th District, Position 1 (Vote for 1)</b>		
<b>3379 ballots (1 over voted ballots, 1 overvotes, 241 undervotes)</b>		
Rob Raschio	1309	41.73%
John B Lamborn	962	30.67%
Jim Carpenter	857	27.32%
Write-in	9	0.29%
Total	3137	100.00%
Overvotes	1	
Undervotes	241	
<b>District Attorney, Harney County (Vote for 1)</b>		
<b>3379 ballots (0 over voted ballots, 0 overvotes, 269 undervotes)</b>		
Tim Beaubien	1105	35.53%
Ryan P Hughes	1998	64.24%
Write-in	7	0.23%
Total	3110	100.00%
Overvotes	0	
Undervotes	269	
<b>County Commissioner, Pos. #1 (Vote for 1)</b>		
<b>3379 ballots (1 over voted ballots, 1 overvotes, 194 undervotes)</b>		
Kristen Shelman	1593	50.03%
Bill Wilber	588	18.47%
Chris Pratt	140	4.40%
Forrest T Keady	843	26.48%
Write-in	20	0.63%
Total	3184	100.00%
Overvotes	1	
Undervotes	194	
<b>County Sheriff (Vote for 1)</b>		
<b>3379 ballots (2 over voted ballots, 2 overvotes, 93 undervotes)</b>		
Kerry J Boggs	363	11.05%
Lucas D McLain	553	16.84%
Dan Jenkins	1710	52.07%
Patrick Weber	43	1.31%
Chris Nisbet	567	17.27%
Mark Creighton	42	1.28%
Write-in	6	0.18%
Total	3284	100.00%
Overvotes	2	
Undervotes	93	

I Certify this Abstract correctly summarizes the votes cast at the election indicated.

  
June 3, 2020  
Derrin Robinson, Harney County Clerk