

The Future of the Medical Program & Market

Then and Now

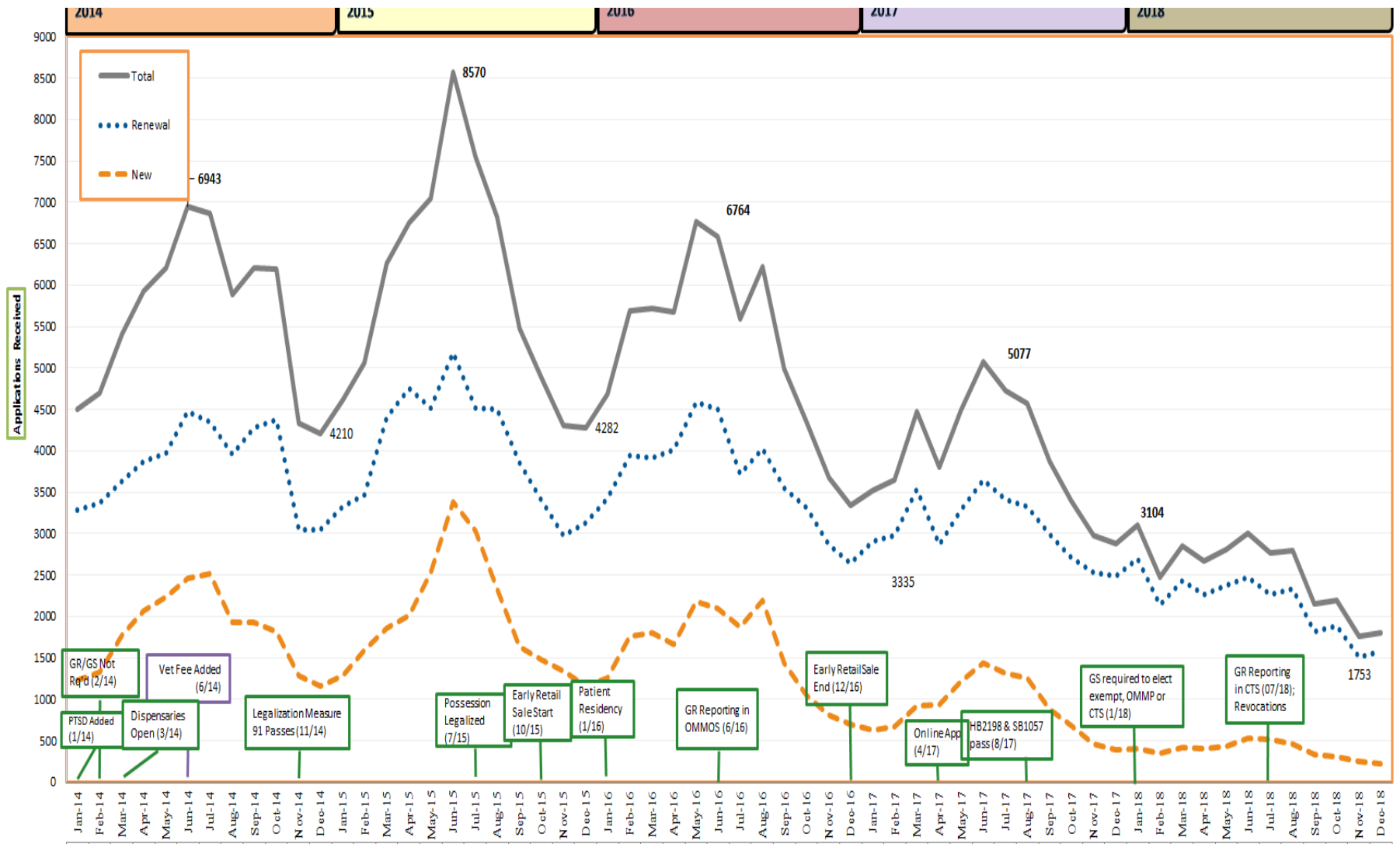
The Future of the Medical Program & Market

Sample annual cost of OMMP patient application fee and out-of-pocket medical care, Grower costs

Annual OMMP patient application fees Base application fee, or	\$200
Supplemental Nutrition Assistance Program (SNAP)	\$60
Oregon Health Plan (OHP)	\$50
Supplemental Security Income (SSI) or U.S. Veteran,	\$20
Estimated annual medical appointment	\$150
Grow site registration fee (if growing for self and not exempt)	\$200
Total patient annual cost range	\$170 to \$550

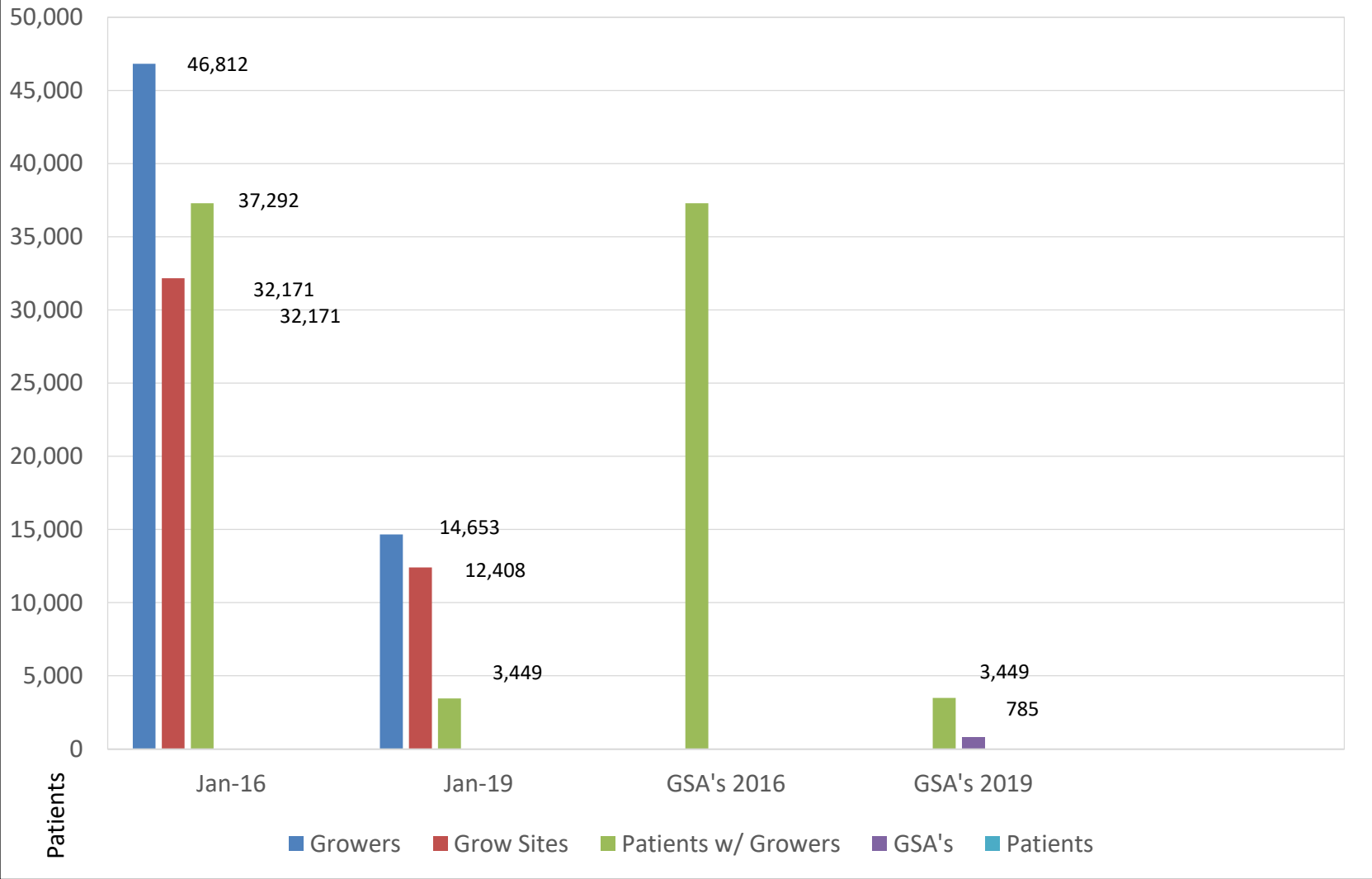
Annual grow site registration fee. (\$200/patient, up to 8 patients) (\$200 x 8 Patients)	\$200 - \$1,600
Annual CTS system user fee	\$480/Grow Site
Total initial cost to grower (w/ 8 patients)	\$2,080
Additional potential costs to a grow site*	\$1,000 +
<p>*CTS growers must have a state certified scale on the premises which must be calibrated on a yearly basis. Depending on harvest process, a grower may purchase two scales, one platform and one hanging. The hanging scale purchased b platform scales range in cost from \$300-\$1300 and certified hanging scales are in the \$700 range. METRC data input costs: This cost can vary but an 8 patient grow that is frequently transferring to patients will have this additional cost whatever it may be.</p>	

The Future of the Medical Program & Market



Total	4502	4690	5415	5934	6213	6943	6862	5883	6204	6190	4335	4210	4614	5062	6262	6753	7051	8570	7548	6828	5484	4893	4308	4282	4686	5692	5713	5673	6764	6589	5590	6226	4995	4353	3682	3335	3524	3651	4468	3802	4488	5077	4727	4576	3869	3392	2981	2874	3104	2472	2854	2666	2811	2999	2767	2791	2150	2194	1753	1800
Renewal	3280	3370	3640	3871	3973	4479	4346	3957	4278	4373	3046	3050	3332	3467	4402	4746	4517	5184	4517	4497	3854	3410	2973	3123	3430	3938	3915	4011	4591	4500	3720	4029	3552	3314	2869	2642	2900	2982	3542	2871	3278	3644	3411	3322	2986	2710	2526	2483	2703	2130	2433	2264	2377	2475	2257	2337	1811	1886	1507	1576
New	1222	1320	1775	2063	2240	2464	2516	1926	1926	1817	1289	1160	1282	1595	1860	2007	2534	3386	3031	2931	1630	1483	1335	1159	1256	1754	1798	1662	2173	2089	1870	2197	1443	1039	813	693	624	669	926	931	1210	1433	1316	1254	883	682	455	389	401	342	421	402	434	524	510	454	339	308	246	224

The Future of the Medical Program & Market



Growers, Grow Sites, Patients, Grow Site Administrators

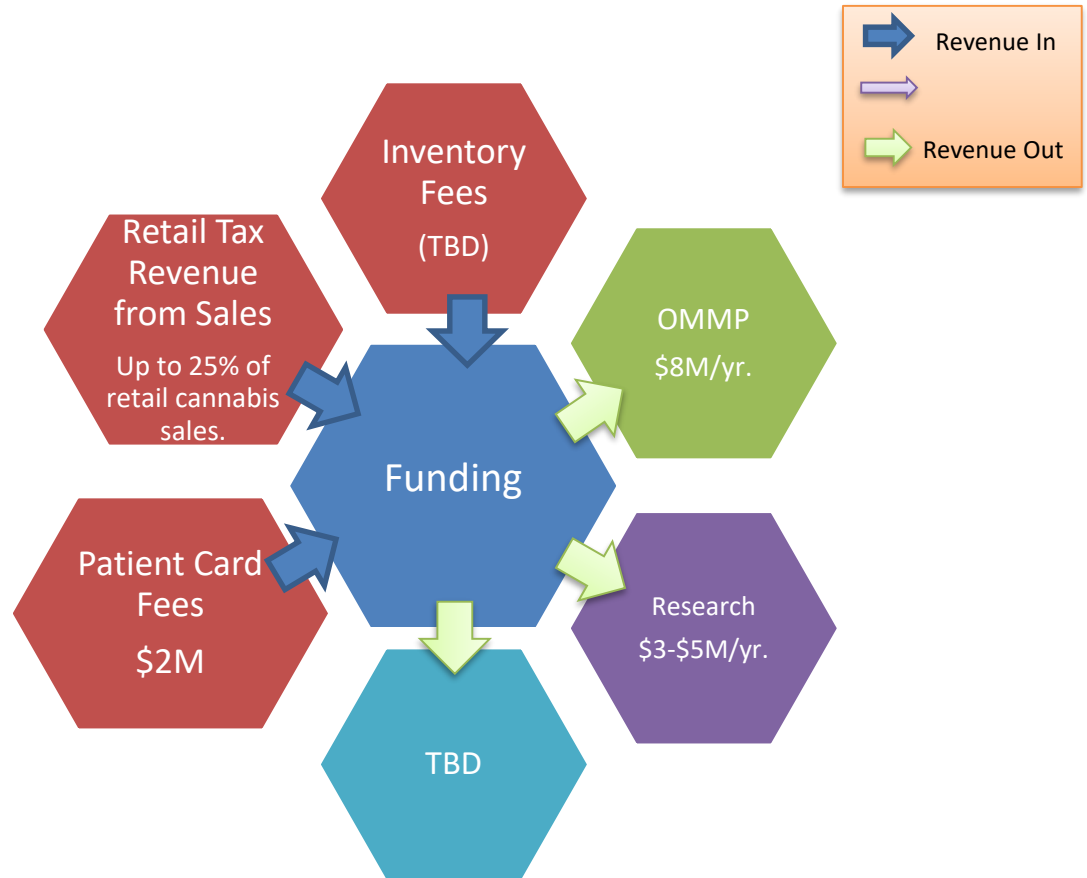
Oregon Cannabis Programs

Funding, Structure and Research,
Timeline

Funding for All Cannabis Programs – Medical and Adult Use.

This illustrates an overall approach to funding both medical and adult use cannabis programs.

- OMMP can no longer meet costs from patient and grower fees and needs stable funding
- The OCC has no way of making changes without requesting funding.
- Research cannot be funded.
- Patient Program cannot be funded.
- Patient Access for Low-income, no subsidy money.



Tax Revenue from Retail Sales

25% This comes off the top. Statutory levels apply to remaining revenue

Inventory Fees

Date and level sensitive. If you have too much after a certain date, a fee is assessed, this fee can be offset with an equal donation of inventory to patient access program

Patient Card Fees

Minimal contribution but support on-line application system.

Timeline for rollout of funding and new OMMA

