



Oregon Cultural Trust
2019-21 Presentation
House Committee on Economic Development

Oregon Cultural Trust

- Economic Impact
- Trust Programs
- Donation and Tax Credit Process
- Impact stories



Arts & Culture Impact in Oregon

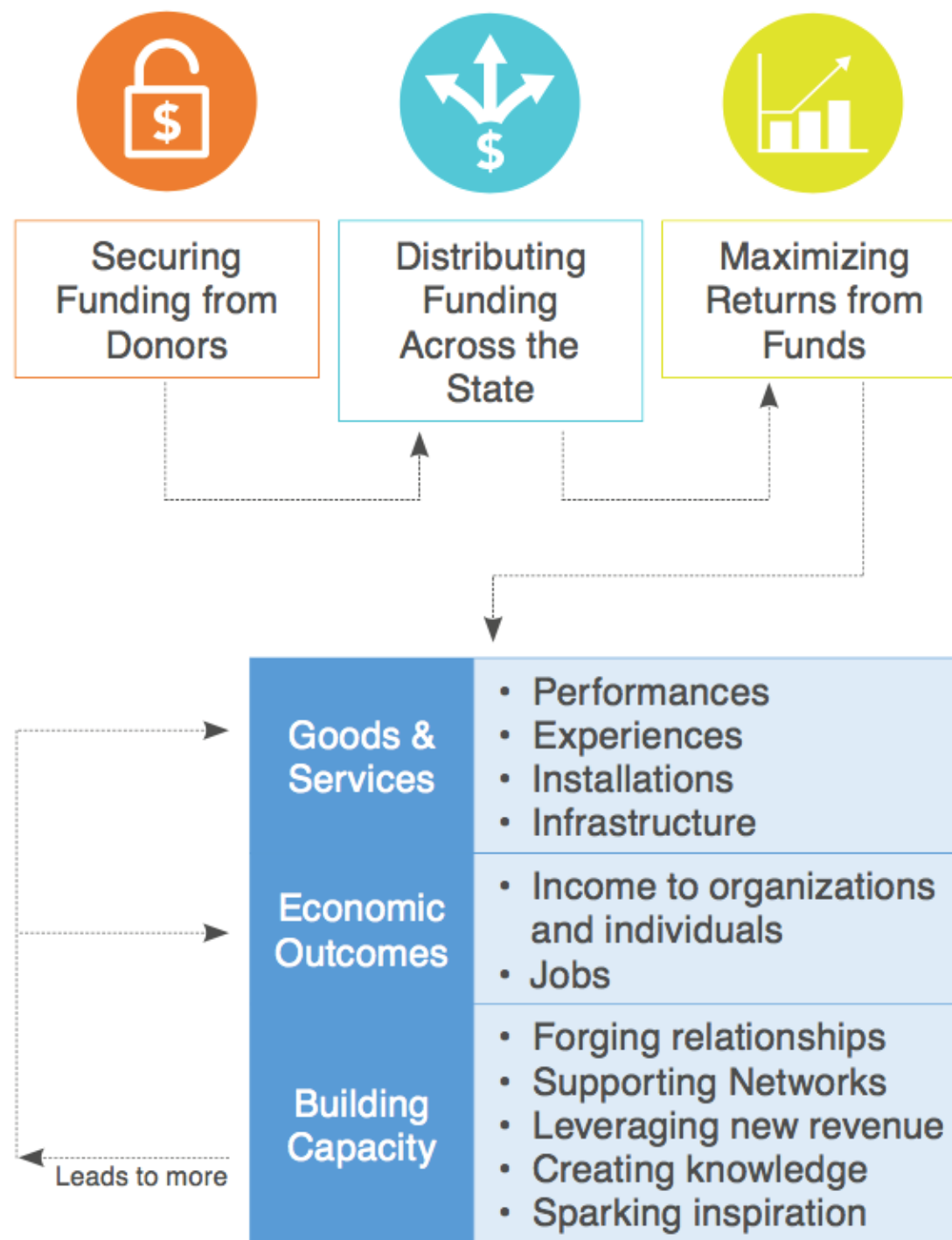


- Economic Impact
 - Total Industry Expenditures is **\$364,065,287**
 - Full-Time Equivalent Jobs is **13,939**
 - Generate **\$12,771,000** in state government revenue
 - **9,911,552** in total attendance at arts and cultural programs
 - Total spending by attendees totaled **\$322,956,808** (excluding the cost of event admission)
 - **36,750** volunteers donated a total of **1,592,988** hours

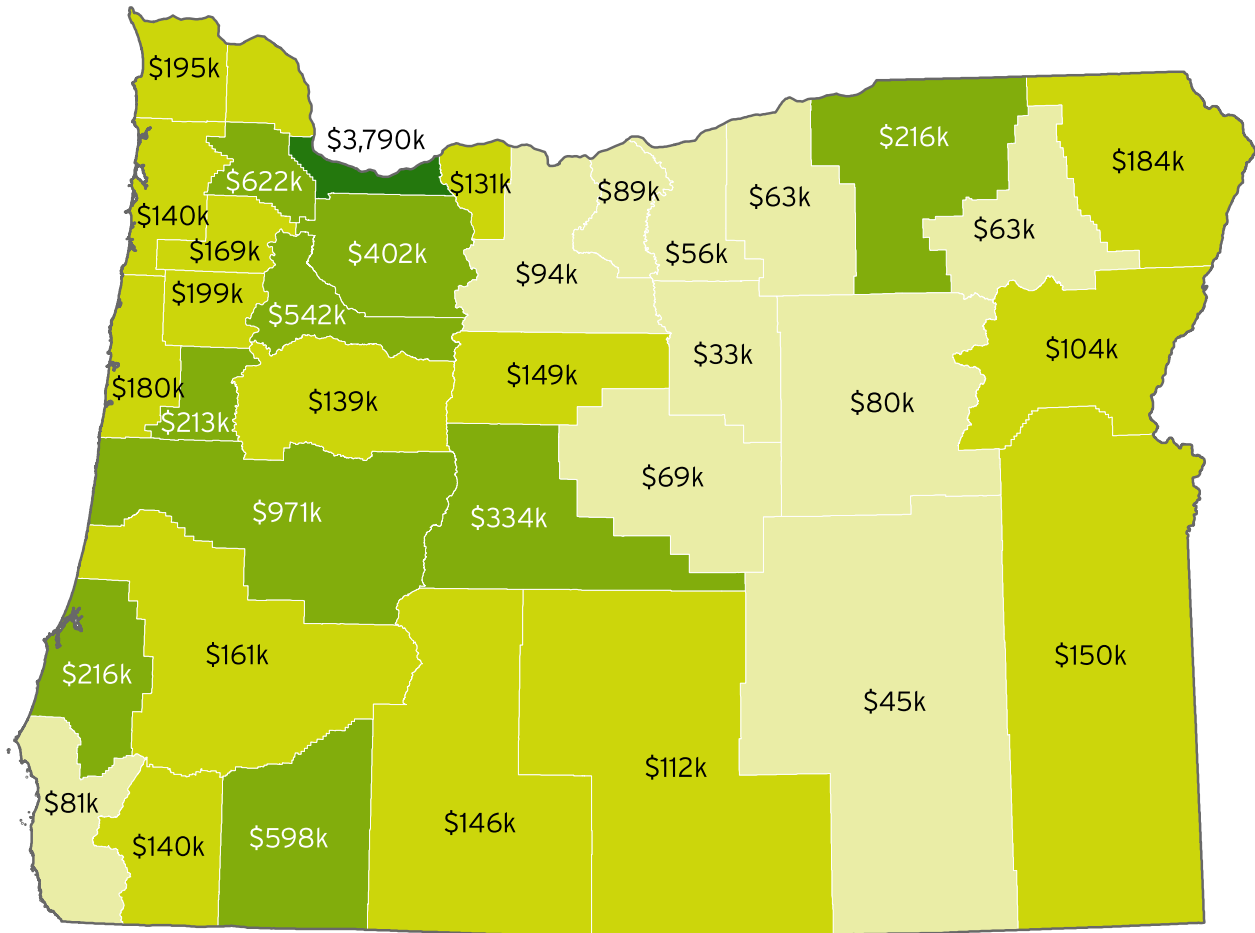
Cultural Trust



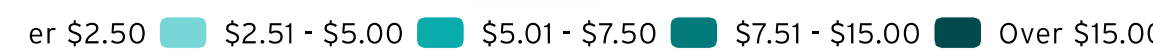
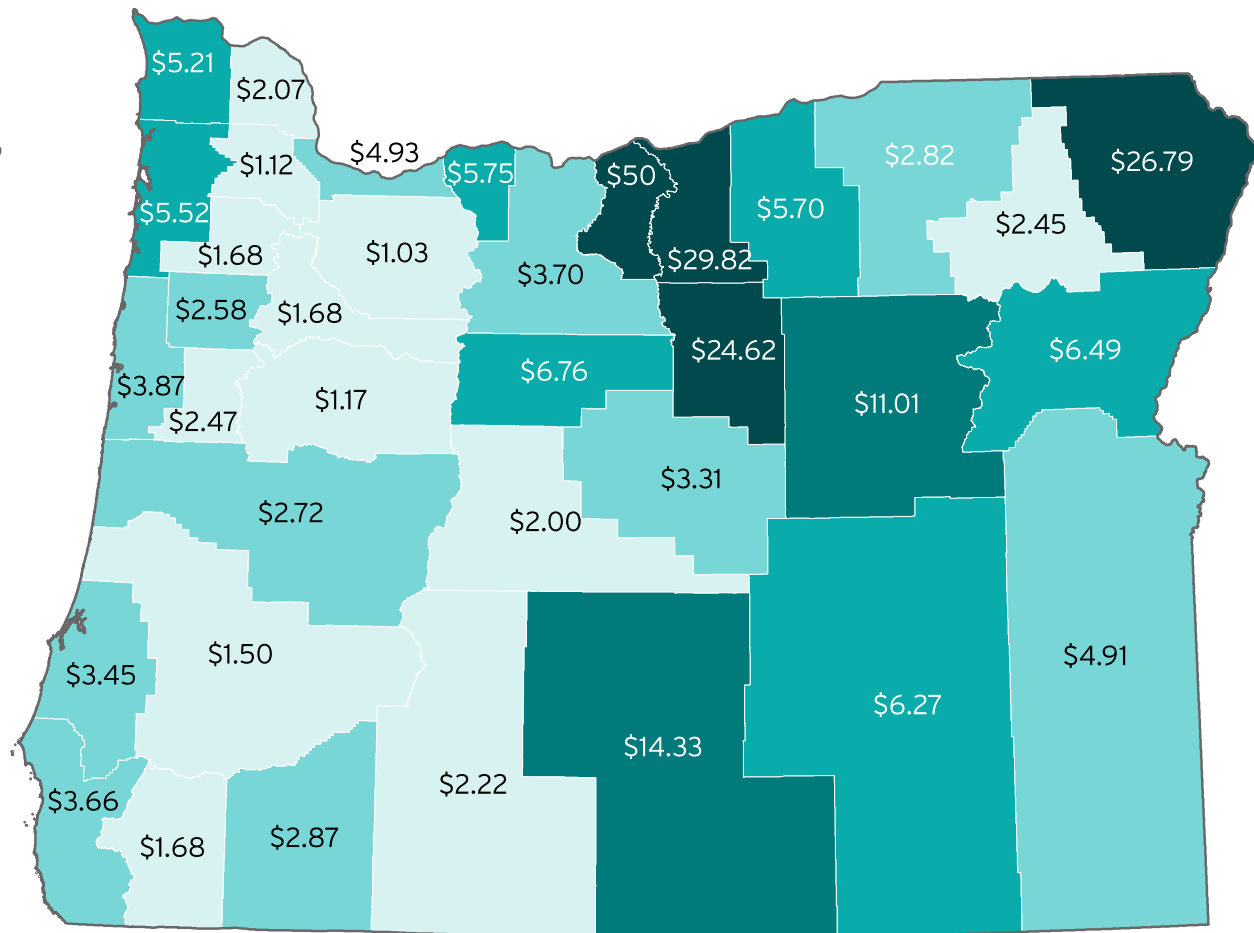
- Oregon Cultural Trust raised \$4.5M in 2018
 - 8,810 contributions
 - Supported 450 local projects
 - 13,169 cultural license plates issued, raising \$374,000
- In Fiscal Year 2019 \$3.02M was awarded to 183 cultural organizations
 - 45 County and Tribal Cultural Coalitions (450 local projects annually)
 - 133 direct awards in the Cultural Development Program
 - 5 Statewide Cultural Partners
- Permanent Fund added \$1.9M in 2018, total \$27M.
- Services
 - Oregon Poet Laureate
 - Organizational and Professional Development




Cultural Trust Grant Awards by County 2006 to 2016



Cultural Trust Grant Awards per Capita, 2006 to 2016





Southern Oregon University Foundation
Young Artists Institute
Ashland, Oregon

GEM

2009

2009

DIME
1909

DREAM
LAND
1911

FLOOR RAISING DAY
SAT FEB 4 8AM
BUY PAVERS

FEETLES
1916

STANDALL
1919

STA

Athena Gem Theatre
Athena, Oregon

WE HOMES
DAKA
ORCYCLE
MUSEUM



Dalles-Wasco Public Library

Teen Programming Room and Digital Media Lab

The Dalles, Oregon

A graphic consisting of a green, torn-edge paper shape. The text "CULTURAL TRUST" is printed in white, bold, uppercase letters across the center of the paper. The paper has irregular, jagged edges, particularly at the top and right sides.

**CULTURAL
TRUST**