

STATISTICS

	Registered Voters - Total	Ballots Cast - Total	Ballots Cast - Blank	Voter Turnout - Total
HAYSTACK (01)	0	1,031	0	0%
CROOKED RIVER RANCH (02)	0	3,012	1	0%
ASHWOOD (05)	0	40	0	0%
KUTCHER (06)	0	101	0	0%
LYLE GAP (08)	0	12	0	0%
METOLIUS (11)	0	351	0	0%
EAST MADRAS (13)	0	1,304	0	0%
WARM SPRINGS (14)	0	417	0	0%
SUTTLE LAKE (15)	0	3	0	0%
CAMP SHERMAN (16)	0	222	0	0%
CULVER (17)	0	591	1	0%
ROUND BUTTE (18)	0	392	1	0%
WEST MADRAS (19)	0	809	2	0%
CIRCLE M (20)	0	123	0	0%
CENTRAL (21)	0	780	0	0%
SUNSET (22)	0	536	0	0%
AGENCY PLAINS (23)	0	358	0	0%
Totals	0	10,082	5	



Katherine Zinke 12/1/22

US Senator Federal								
VOTE FOR 1								
17 of 17 Precincts Reporting								
	REP Jo Rae Perkins	PGP Dan Pujju	DEM Ron Wyden	PRO Chris Henry	Write-In Totals	Overvotes	Undervotes	Contest Total
HAYSTACK (01)	733	7	265	9	2	0	15	1,031
CROOKED RIVER RANCH (02)	1,924	26	984	18	5	0	55	3,012
ASHWOOD (05)	28	0	11	0	0	0	1	40
KUTCHER (06)	78	2	19	0	0	0	2	101
LYLE GAP (08)	7	0	3	0	0	0	2	12
METOLIUS (11)	206	1	129	8	0	0	7	351
EAST MADRAS (13)	740	14	502	24	3	0	21	1,304
WARM SPRINGS (14)	62	6	335	9	1	0	4	417
SUTTLE LAKE (15)	0	0	3	0	0	0	0	3
CAMP SHERMAN (16)	73	2	142	1	0	0	4	222
CULVER (17)	379	6	178	11	0	0	17	591
ROUND BUTTE (18)	266	5	107	6	0	1	7	392
WEST MADRAS (19)	427	7	336	24	1	0	14	809
CIRCLE M (20)	82	1	39	0	0	0	1	123
CENTRAL (21)	493	4	262	6	0	0	15	780
SUNSET (22)	344	2	174	6	0	0	10	536
AGENCY PLAINS (23)	241	1	108	2	0	0	6	358
Totals	6,083	84	3,597	124	12	1	181	10,082



Shirley Jenks 11/2/01/22

US Representative, 2nd District US Representative 2nd District US Representative, 5th District US Representative 5th District

	VOTE FOR 1						VOTE FOR 1					
	16 of 16 Precincts Reporting						1 of 1 Precincts Reporting					
	DEM Joe Yetter	REP Cliff S Bentz	Write-In Totals	Overvotes	Undervotes	Contest Total	REP Lori Chavez-DeKemer	DEM Jamie McLeod-Skinner	Write-In Totals	Overvotes	Undervotes	Contest Total
HAYSTACK (01)	187	811	1	0	32	1,031						
CROOKED RIVER RANCH (02)	815	2,065	2	0	130	3,012						
ASHWOOD (05)	10	28	0	0	2	40						
KUTCHER (06)	13	84	0	0	4	101						
LYLE GAP (08)	2	9	0	0	1	12						
METOLIUS (11)	102	225	1	0	23	351						
EAST MADRAS (13)	423	808	6	0	67	1,304						
WARM SPRINGS (14)	298	90	2	0	27	417						
SUTTLE LAKE (15)							0	3	0	0	0	3
CAMP SHERMAN (16)	133	80	0	0	9	222						
CULVER (17)	153	404	3	0	31	591						
ROUND BUTTE (18)	85	296	0	0	11	392						
WEST MADRAS (19)	291	478	0	0	40	809						
CIRCLE M (20)	28	88	0	0	7	123						
CENTRAL (21)	197	552	1	0	30	780						
SUNSET (22)	134	374	0	0	28	536						
AGENCY PLAINS (23)	65	287	0	0	6	358						
Totals	2,936	6,679	16	0	448	10,079	0	3	0	0	0	3



Patricia Zinke 12/01/22

Governor Statewide Partisan									
VOTE FOR 1									
17 of 17 Precincts Reporting									
	DEM Tina Kotek	CON Donice Noelle Smith	LBT R Leon Noble	NAV Betsy Johnson	REP Christine Drazan	Write-In Totals	Overvotes	Undervotes	Contest Total
HAYSTACK (01)	132	3	9	111	767	3	0	6	1,031
CROOKED RIVER RANCH (02)	642	19	8	344	1,963	6	0	30	3,012
ASHWOOD (05)	4	2	0	7	26	0	0	1	40
KUTCHER (06)	11	0	1	13	76	0	0	0	101
LYLE GAP (08)	0	0	0	1	10	0	0	1	12
METOLIUS (11)	81	1	1	53	211	0	0	4	351
EAST MADRAS (13)	364	18	3	157	745	2	0	15	1,304
WARM SPRINGS (14)	280	6	4	51	70	2	0	4	417
SUTTLE LAKE (15)	2	0	0	1	0	0	0	0	3
CAMP SHERMAN (16)	109	0	2	39	71	0	0	1	222
CULVER (17)	130	5	1	54	392	1	0	8	591
ROUND BUTTE (18)	49	3	2	51	280	0	1	6	392
WEST MADRAS (19)	234	9	7	105	436	4	0	14	809
CIRCLE M (20)	24	0	5	9	84	1	0	0	123
CENTRAL (21)	151	6	1	104	513	0	0	5	780
SUNSET (22)	110	2	1	70	347	0	0	6	536
AGENCY PLAINS (23)	53	0	0	42	260	0	0	3	358
Totals	2,376	74	45	1,212	6,251	19	1	104	10,082




Patricia Jankovic 12/01/22

	State Representative, 57th District House District 57					State Representative, 59th District House District 59					
	VOTE FOR 1					VOTE FOR 1					
	2 of 2 Precincts Reporting					15 of 15 Precincts Reporting					
	REP Greg Smith	Write-in Totals	Overvotes	Undervotes	Contest Total	REP VIKKI Breeser-Iverson	DEM Lawrence Jones	Write-in Totals	Overvotes	Undervotes	Contest Total
HAYSTACK (01)						801	194	0	0	36	1,031
CROOKED RIVER RANCH (02)						2,075	808	3	0	126	3,012
ASHWOOD (05)						32	8	0	0	0	40
KUTCHER (06)						79	19	0	0	3	101
LYLE GAP (08)						9	0	0	0	3	12
METOLIUS (11)						219	107	0	0	25	351
EAST MADRAS (13)						799	430	3	0	72	1,304
WARM SPRINGS (14)	299	19	0	99	417						
SUTTLE LAKE (15)						0	3	0	0	0	3
CAMP SHERMAN (16)						81	136	0	0	5	222
CULVER (17)						410	156	2	0	23	591
ROUND BUTTE (18)						295	81	1	0	15	392
WEST MADRAS (19)						485	283	1	0	40	809
CIRCLE M (20)						95	24	0	0	4	123
CENTRAL (21)						557	190	2	0	31	780
SUNSET (22)						377	136	0	0	23	536
AGENCY PLAINS (23)	279	4	0	75	358						
Totals	578	23	0	174	775	6,314	2,575	12	0	406	9,307




Patricia J. Jones 12/01/22

	Commissioner of the Bureau of Labor and Industries Statewide Nonpartisan						Judge of the Court of Appeals, Position 10 Statewide Nonpartisan				
	VOTE FOR 1						VOTE FOR 1				
	17 of 17 Precincts Reporting						17 of 17 Precincts Reporting				
	Christina E Stephenson	Cheri Helt	Write-In Totals	Overvotes	Undervotes	Contest Total	Kristina Hellman	Write-In Totals	Overvotes	Undervotes	Contest Total
HAYSTACK (01)	277	512	4	0	238	1,031	610	7	0	414	1,031
CROOKED RIVER RANCH (02)	919	1,439	16	0	638	3,012	1,854	37	0	1,121	3,012
ASHWOOD (05)	7	27	0	0	6	40	27	0	0	13	40
KUTCHER (06)	22	52	2	0	25	101	53	0	0	48	101
LYLE GAP (08)	1	3	0	0	8	12	4	0	0	8	12
METOLIUS (11)	135	132	5	0	79	351	240	6	0	105	351
EAST MADRAS (13)	518	506	7	0	273	1,304	855	14	0	435	1,304
WARM SPRINGS (14)	231	118	2	0	66	417	320	5	0	92	417
SUTTLE LAKE (15)	1	1	0	0	1	3	2	0	0	1	3
CAMP SHERMAN (16)	105	68	1	0	48	222	139	3	0	80	222
CULVER (17)	230	249	4	0	108	591	404	7	0	180	591
ROUND BUTTE (18)	105	196	0	0	91	392	236	0	0	156	392
WEST MADRAS (19)	326	318	8	0	157	809	563	10	0	236	809
CIRCLE M (20)	35	59	1	0	28	123	84	1	0	38	123
CENTRAL (21)	237	368	5	0	170	780	486	18	0	276	780
SUNSET (22)	155	247	4	0	130	536	333	5	0	198	536
AGENCY PLAINS (23)	106	163	3	0	86	358	223	2	0	133	358
Totals	3,410	4,458	62	0	2,152	10,082	6,433	115	0	3,534	10,082




Katherine Zander 12/01/22

	Judge of the Court of Appeals, Position 11 Statewide Nonpartisan					Judge of the Circuit Court, 22nd District, Position 2 Circuit Court District 22				
	VOTE FOR 1					VOTE FOR 1				
	17 of 17 Precincts Reporting					17 of 17 Precincts Reporting				
	Anna M. Joyce	Write-In Totals	Overvotes	Undervotes	Contest Total	Wade L. Whiting	Write-In Totals	Overvotes	Undervotes	Contest Total
HAYSTACK (01)	582	8	0	441	1,031	610	3	0	418	1,031
CROOKED RIVER RANCH (02)	1,762	31	0	1,219	3,012	1,813	29	0	1,170	3,012
ASHWOOD (05)	26	0	0	14	40	27	0	0	13	40
KUTCHER (06)	49	0	0	52	101	54	0	0	47	101
LYLE GAP (08)	4	0	0	8	12	4	0	0	8	12
METOLIUS (11)	229	6	0	116	351	240	5	0	106	351
EAST MADRAS (13)	812	13	0	479	1,304	852	15	0	437	1,304
WARM SPRINGS (14)	303	6	0	108	417	307	7	0	103	417
SUTTLE LAKE (15)	2	0	0	1	3	1	0	0	2	3
CAMP SHERMAN (16)	131	2	0	89	222	130	1	0	91	222
CULVER (17)	393	7	0	191	591	409	5	0	177	591
ROUND BUTTE (18)	226	0	0	166	392	242	2	0	148	392
WEST MADRAS (19)	547	8	0	254	809	568	7	0	234	809
CIRCLE M (20)	80	1	0	42	123	82	1	0	40	123
CENTRAL (21)	464	17	0	299	780	503	12	0	265	780
SUNSET (22)	316	3	0	217	536	359	4	0	173	536
AGENCY PLAINS (23)	216	2	0	140	358	230	0	0	128	358
Totals	6,142	104	0	3,836	10,082	6,431	91	0	3,560	10,082




Katharine Jerome 12/01/22

	Jefferson County Clerk Jefferson					Jefferson County Commissioner Position 1 Jefferson					
	VOTE FOR 1					VOTE FOR 1					
	17 of 17 Precincts Reporting					17 of 17 Precincts Reporting					
	Kate Zenke	Write-In Totals	Overvotes	Undervotes	Contest Total	Mark Wunsch	Mae Huston	Write-In Totals	Overvotes	Undervotes	Contest Total
HAYSTACK (01)	669	4	0	358	1,031	523	369	3	0	136	1,031
CROOKED RIVER RANCH (02)	1,882	17	0	1,113	3,012	1,474	922	9	6	601	3,012
ASHWOOD (05)	32	0	0	8	40	26	12	0	0	2	40
KUTCHER (06)	65	1	0	35	101	55	34	0	0	12	101
LYLE GAP (08)	4	0	0	8	12	5	5	0	0	2	12
METOLIUS (11)	257	4	0	90	351	150	149	1	0	51	351
EAST MADRAS (13)	943	11	0	350	1,304	671	464	9	0	160	1,304
WARM SPRINGS (14)	332	4	0	81	417	177	172	6	0	62	417
SUTTLE LAKE (15)	2	0	0	1	3	0	1	0	0	2	3
CAMP SHERMAN (16)	133	1	0	88	222	90	63	4	1	64	222
CULVER (17)	432	3	0	156	591	310	221	2	0	58	591
ROUND BUTTE (18)	277	3	0	112	392	217	135	1	1	38	392
WEST MADRAS (19)	589	10	0	210	809	368	316	4	0	121	809
CIRCLE M (20)	97	1	0	25	123	80	32	0	0	11	123
CENTRAL (21)	554	8	0	218	780	428	274	7	0	71	780
SUNSET (22)	375	7	0	154	536	331	146	1	0	58	536
AGENCY PLAINS (23)	281	1	0	76	358	234	100	0	2	22	358
Totals	6,924	75	0	3,083	10,082	5,139	3,415	47	10	1,471	10,082




Johnnie Zenke, 12/01/22

	Jefferson County Treasurer Jefferson					Jefferson County Sheriff Jefferson				
	VOTE FOR 1					VOTE FOR 1				
	17 of 17 Precincts Reporting					17 of 17 Precincts Reporting				
	Jeff Rasmussen	Write-In Totals	Overvotes	Undervotes	Contest Total	Jason R Pollock	Write-In Totals	Overvotes	Undervotes	Contest Total
HAYSTACK (01)	629	7	0	395	1,031	716	17	0	298	1,031
CROOKED RIVER RANCH (02)	1,845	16	0	1,151	3,012	2,032	47	0	933	3,012
ASHWOOD (05)	26	3	0	11	40	27	2	0	11	40
KUTCHER (06)	57	1	0	43	101	62	4	0	35	101
LYLE GAP (08)	5	0	0	7	12	6	0	0	6	12
METOLIUS (11)	241	6	0	104	351	269	11	0	71	351
EAST MADRAS (13)	876	18	0	410	1,304	954	48	0	302	1,304
WARM SPRINGS (14)	307	11	0	99	417	305	18	0	94	417
SUTTLE LAKE (15)	1	0	0	2	3	1	0	0	2	3
CAMP SHERMAN (16)	132	2	0	88	222	142	8	0	72	222
CULVER (17)	412	9	0	170	591	446	12	0	133	591
ROUND BUTTE (18)	254	1	0	137	392	284	21	0	87	392
WEST MADRAS (19)	559	13	0	237	809	611	23	0	175	809
CIRCLE M (20)	82	2	0	39	123	93	9	0	21	123
CENTRAL (21)	496	20	0	264	780	565	25	0	190	780
SUNSET (22)	345	18	0	173	536	360	29	0	147	536
AGENCY PLAINS (23)	245	8	0	105	358	262	19	0	77	358
Totals	6,512	135	0	3,435	10,082	7,135	293	0	2,654	10,082




Jennifer Zenke 12/01/22

	City of Culver Mayor City of Culver					City of Culver Councilor - Position 1 City of Culver					
	VOTE FOR 1					VOTE FOR 1					
	1 of 1 Precincts Reporting					1 of 1 Precincts Reporting					
	Bart Carpenter	Gillian Soderstrom	Write-In Totals	Overvotes	Undervotes	Contest Total	Luke Middleton	Write-In Totals	Overvotes	Undervotes	Contest Total
CULVER (17)	260	244	6	1	80	591	429	12	0	150	591
Totals	260	244	6	1	80	591	429	12	0	150	591



Catherine Benke, 12/01/22

	City of Culver Councilor - Position 2 City of Culver					City of Culver Councilor - Position 6 City of Culver					
	VOTE FOR 1					VOTE FOR 1					
	1 of 1 Precincts Reporting					1 of 1 Precincts Reporting					
	Matt St Clair	David (Dave) Beck	Write-In Totals	Overvotes	Undervotes	Contest Total	Tim Woods	Write-In Totals	Overvotes	Undervotes	Contest Total
CULVER (17)	207	245	5	0	134	591	414	7	0	170	591
Totals	207	245	5	0	134	591	414	7	0	170	591



Patricia J. Emke, 12/01/22

City of Madras Mayor City of Madras									
VOTE FOR 1									
2 of 2 Precincts Reporting									
	Travis Montgomery	Bill Atherton, Sr	Brad Johnston	Mike Lepin	Austin Throop	Write-in Totals	Overvotes	Undervotes	Contest Total
EAST MADRAS (13)	246	183	195	333	114	17	0	216	1,304
WEST MADRAS (19)	156	99	116	221	77	11	0	129	809
Totals	402	282	311	554	191	28	0	345	2,113




Patricia J. Zinke, 12/01/22

City of Madras Councilor - Positions 1, 2, 3 City of Madras

VOTE FOR 3

2 of 2 Precincts Reporting

	Lamar Yoder	Patricia L Spencer	Mike Seibold	Write-In Totals	Overvotes	Undervotes	Contest Total
EAST MADRAS (13)	618	663	642	46	3	1,940	3,912
WEST MADRAS (19)	369	425	407	29	3	1,194	2,427
Totals	987	1,088	1,049	75	6	3,134	6,339




Christine Zinke 12/01/22

City of Metolius Mayor City of Metolius

VOTE FOR 1

1 of 1 Precincts Reporting

	Patricia Myler	Write-In Totals	Overvotes	Undervotes	Contest Total
METOLIUS (11)	256	9	0	86	351
Totals	256	9	0	86	351



Patricia Myler, 12/01/22

City of Metolius Councilor Positions 2, 3, 5 City of Metolius

VOTE FOR 3

1 of 1 Precincts Reporting

	Denise Keeton	Joseph Smetana	Christy Abbe	Write-In Totals	Overvotes	Undervotes	Contest Total
METOLIUS (11)	204	217	219	10	0	403	1,053
Totals	204	217	219	10	0	403	1,053



Patricia Weizenke 12/01/22

Director - At Large 2 Jefferson County Soil and Water Conservation District

Director - Zone 1

	VOTE FOR 1					VOTE FOR 1				
	17 of 17 Precincts Reporting					17 of 17 Precincts Reporting				
	Robert Galvan	Write-In Totals	Overvotes	Undervotes	Contest Total	No Candidate Filed	Write-In Totals	Overvotes	Undervotes	Contest Total
HAYSTACK (01)	609	3	0	419	1,031	0	40	0	991	1,031
CROOKED RIVER RANCH (02)	1,786	14	0	1,212	3,012	0	115	0	2,897	3,012
ASHWOOD (05)	27	0	0	13	40	0	0	0	40	40
KUTCHER (06)	62	0	0	39	101	0	4	0	97	101
LYLE GAP (08)	4	0	0	8	12	0	0	0	12	12
METOLIUS (11)	236	5	0	110	351	0	15	0	336	351
EAST MADRAS (13)	851	12	0	441	1,304	0	55	0	1,249	1,304
WARM SPRINGS (14)	301	9	0	107	417	0	29	0	388	417
SUTTLE LAKE (15)	1	0	0	2	3	0	0	0	3	3
CAMP SHERMAN (16)	122	2	0	98	222	0	6	0	216	222
CULVER (17)	403	4	0	184	591	0	28	0	563	591
ROUND BUTTE (18)	240	3	0	149	392	0	18	0	374	392
WEST MADRAS (19)	555	6	0	248	809	0	32	0	777	809
CIRCLE M (20)	82	4	0	37	123	0	2	0	121	123
CENTRAL (21)	514	7	0	259	780	0	29	0	751	780
SUNSET (22)	345	4	0	187	536	0	22	0	514	536
AGENCY PLAINS (23)	253	2	0	103	358	0	12	0	346	358
Totals	6,391	75	0	3,616	10,082	0	407	0	9,675	10,082



Patricia Jenke 12/01/22

	Director - Zone 2 Jefferson County Soil and Water Conservation District					Director - Zone 4 Jefferson County Soil and Water Conservation District				
	VOTE FOR 1					VOTE FOR 1				
	17 of 17 Precincts Reporting					17 of 17 Precincts Reporting				
	Brad Klamm	Write-in Totals	Overvotes	Undervotes	Contest Total	Lloyd Forman	Write-in Totals	Overvotes	Undervotes	Contest Total
HAYSTACK (01)	616	5	0	410	1,031	592	3	0	436	1,031
CROOKED RIVER RANCH (02)	1,756	13	0	1,243	3,012	1,677	16	0	1,319	3,012
ASHWOOD (05)	29	0	0	11	40	29	0	0	11	40
KUTCHER (06)	67	0	0	34	101	56	0	0	45	101
LYLE GAP (08)	5	0	0	7	12	5	0	0	7	12
METOLIUS (11)	238	5	0	108	351	237	4	0	110	351
EAST MADRAS (13)	846	6	0	452	1,304	836	8	0	460	1,304
WARM SPRINGS (14)	298	8	0	111	417	300	4	0	113	417
SUTTLE LAKE (15)	1	0	0	2	3	1	0	0	2	3
CAMP SHERMAN (16)	120	1	0	101	222	116	1	0	105	222
CULVER (17)	397	3	0	191	591	397	4	0	190	591
ROUND BUTTE (18)	257	0	0	135	392	248	0	0	144	392
WEST MADRAS (19)	535	4	0	270	809	540	5	0	264	809
CIRCLE M (20)	87	1	0	35	123	79	0	0	44	123
CENTRAL (21)	532	6	0	242	780	503	6	0	271	780
SUNSET (22)	375	2	0	159	536	356	3	0	177	536
AGENCY PLAINS (23)	286	1	0	71	358	260	1	0	97	358
Totals	6,445	55	0	3,582	10,082	6,232	55	0	3,795	10,082




Katherine Jenke 12/01/2022

	State Measure 111					State Measure 112				
	VOTE FOR 1					VOTE FOR 1				
	17 of 17 Precincts Reporting					17 of 17 Precincts Reporting				
	Yes	No	Overvotes	Undervotes	Contest Total	Yes	No	Overvotes	Undervotes	Contest Total
HAYSTACK (01)	288	710	0	33	1,031	250	742	0	39	1,031
CROOKED RIVER RANCH (02)	991	1,906	0	115	3,012	941	1,945	3	123	3,012
ASHWOOD (05)	11	29	0	0	40	13	27	0	0	40
KUTCHER (06)	31	66	0	4	101	22	73	0	6	101
LYLE GAP (08)	0	11	0	1	12	1	10	0	1	12
METOLIUS (11)	138	189	0	24	351	125	219	0	7	351
EAST MADRAS (13)	459	594	1	250	1,304	485	758	3	58	1,304
WARM SPRINGS (14)	320	81	0	16	417	272	121	0	24	417
SUTTLE LAKE (15)	1	0	0	2	3	3	0	0	0	3
CAMP SHERMAN (16)	106	107	0	9	222	133	81	0	8	222
CULVER (17)	197	287	0	107	591	205	361	0	25	591
ROUND BUTTE (18)	99	280	1	12	392	88	292	0	12	392
WEST MADRAS (19)	345	315	1	148	809	329	438	0	42	809
CIRCLE M (20)	40	80	0	3	123	42	78	0	3	123
CENTRAL (21)	242	513	0	25	780	222	526	1	31	780
SUNSET (22)	133	378	0	25	536	157	351	1	27	536
AGENCY PLAINS (23)	87	254	0	17	358	107	242	0	9	358
Totals	3,488	5,800	3	791	10,082	3,395	6,264	8	415	10,082




Katherine Zambke 12/01/2022

	State Measure 113					State Measure 114				
	VOTE FOR 1					VOTE FOR 1				
	17 of 17 Precincts Reporting					17 of 17 Precincts Reporting				
	Yes	No	Overvotes	Undervotes	Contest Total	Yes	No	Overvotes	Undervotes	Contest Total
HAYSTACK (01)	513	494	1	23	1,031	173	839	2	17	1,031
CROOKED RIVER RANCH (02)	1,689	1,238	2	83	3,012	753	2,217	3	39	3,012
ASHWOOD (05)	21	19	0	0	40	5	35	0	0	40
KUTCHER (06)	62	37	0	2	101	14	86	0	1	101
LYLE GAP (08)	6	5	0	1	12	1	10	0	1	12
METOLIUS (11)	199	146	0	6	351	85	261	0	5	351
EAST MADRAS (13)	799	459	1	45	1,304	416	857	1	30	1,304
WARM SPRINGS (14)	319	81	0	17	417	228	183	0	6	417
SUTTLE LAKE (15)	2	0	0	1	3	3	0	0	0	3
CAMP SHERMAN (16)	155	61	0	6	222	123	95	0	4	222
CULVER (17)	344	227	0	20	591	139	439	0	13	591
ROUND BUTTE (18)	204	179	0	9	392	64	326	0	2	392
WEST MADRAS (19)	531	246	0	32	809	270	515	1	23	809
CIRCLE M (20)	63	59	1	0	123	28	95	0	0	123
CENTRAL (21)	383	379	0	18	780	211	559	0	10	780
SUNSET (22)	239	278	0	19	536	122	403	0	11	536
AGENCY PLAINS (23)	178	172	0	8	358	66	288	0	4	358
Totals	5,707	4,080	5	290	10,082	2,701	7,208	7	166	10,082



Katherine Zinke 12/01/2022

	16-101 County Measure					16-100 City of Culver City of Culver				
	VOTE FOR 1					VOTE FOR 1				
	17 of 17 Precincts Reporting					1 of 1 Precincts Reporting				
	Yes	No	Overvotes	Undervotes	Contest Total	Yes	No	Overvotes	Undervotes	Contest Total
HAYSTACK (01)	635	359	2	35	1,031					
CROOKED RIVER RANCH (02)	1,659	1,222	2	129	3,012					
ASHWOOD (05)	14	24	0	2	40					
KUTCHER (06)	67	28	0	6	101					
LYLE GAP (08)	7	4	0	1	12					
METOLIUS (11)	176	160	0	15	351					
EAST MADRAS (13)	760	488	1	55	1,304					
WARM SPRINGS (14)	202	193	0	22	417					
SUTTLE LAKE (15)	0	2	0	1	3					
CAMP SHERMAN (16)	93	117	1	11	222					
CULVER (17)	339	234	0	18	591	370	205	1	15	591
ROUND BUTTE (18)	220	154	0	18	392					
WEST MADRAS (19)	412	350	2	45	809					
CIRCLE M (20)	68	52	1	2	123					
CENTRAL (21)	502	247	2	29	780					
SUNSET (22)	328	179	0	29	536					
AGENCY PLAINS (23)	211	124	1	22	358					
Totals	5,693	3,937	12	440	10,082	370	205	1	15	591



Anthony Zinke 12/01/2022

	16-102 City of Madras City of Madras					16-103 City of Metolius City of Metolius				
	VOTE FOR 1					VOTE FOR 1				
	2 of 2 Precincts Reporting					1 of 1 Precincts Reporting				
	Yes	No	Overvotes	Undervotes	Contest Total	Yes	No	Overvotes	Undervotes	Contest Total
METOLIUS (11)						183	157	2	9	351
EAST MADRAS (13)	790	468	1	45	1,304					
WEST MADRAS (19)	435	341	0	33	809					
Totals	1,225	809	1	78	2,113	183	157	2	9	351



Andresina Zinke 12/01/2022

**16-104 Madras Aquatic Center Madras Aquatic
 Center Recreation District**

VOTE FOR 1

13 of 13 Precincts Reporting

	Yes	No	Overvotes	Undervotes	Contest Total
HAYSTACK (01)	21	19	0	1	41
ASHWOOD (05)	7	0	0	0	7
KUTCHER (06)	57	42	0	2	101
LYLE GAP (08)	5	6	0	1	12
METOLIUS (11)	183	161	0	7	351
EAST MADRAS (13)	758	497	0	49	1,304
WARM SPRINGS (14)	314	86	0	17	417
ROUND BUTTE (18)	219	159	0	14	392
WEST MADRAS (19)	482	294	0	33	809
CIRCLE M (20)	70	52	0	1	123
CENTRAL (21)	447	313	0	20	780
SUNSET (22)	323	199	0	14	536
AGENCY PLAINS (23)	188	161	0	9	358
Totals	3,074	1,989	0	168	5,231



Katharina Zanker 12/01/2022