

Canvass Results

Official

Run Time 11:42 AM
Run Date 12/05/2022

Clackamas County

November 8, 2022 General Election

11/8/2022

Page 1

Official Results

Registered Voters
216733 of 313875 = 69.05%

Precincts Reporting
86 of 86 = 100.00%

US Senator - Vote for one

Precinct	Jo Rae Perkins Republican, Constitution	Dan Puiju Pacific Green	Ron Wyden Democrat, Independent	Chris Henry Progressive	Write-in (W)	Cast Votes	Undervotes	Overvotes	Miscellaneous Write-ins	Vote by Mail Ballots Cast	Total Ballots Cast	Registered Voters	Turnout Percentage
100	871	16	909	27	1	1,824	54	0	0	1,878	1,878	2,733	68.72%
101	1,656	45	1,999	54	4	3,758	103	0	0	3,861	3,861	6,187	62.41%
102	484	14	416	7	0	921	26	0	0	947	947	1,512	62.63%
103	1,408	21	1,641	37	7	3,114	68	1	0	3,183	3,183	4,527	70.31%
104	122	2	312	6	1	443	7	0	0	450	450	614	73.29%
105	785	14	1,001	30	0	1,830	43	1	0	1,874	1,874	2,751	68.12%
106	1,431	23	770	34	1	2,259	53	1	0	2,313	2,313	3,667	63.08%
107	866	29	585	30	1	1,511	27	0	0	1,538	1,538	2,407	63.90%
108	2,140	39	1,470	88	2	3,739	85	0	0	3,824	3,824	6,190	61.78%
111	2,593	57	1,132	73	5	3,860	96	0	0	3,956	3,956	6,756	58.56%
122	1,574	25	1,232	52	2	2,885	62	0	0	2,947	2,947	4,544	64.85%
123	965	25	665	19	3	1,677	55	0	0	1,732	1,732	2,595	66.74%
124	1,644	15	1,313	42	6	3,020	71	1	0	3,092	3,092	4,068	76.01%
125	549	12	497	22	1	1,081	31	1	0	1,113	1,113	1,557	71.48%
127	42	3	19	1	1	66	1	0	0	67	67	93	72.04%
131	1,882	49	3,202	71	7	5,211	110	1	0	5,322	5,322	7,110	74.85%
132	1,310	37	2,480	54	8	3,889	81	0	0	3,970	3,970	5,111	77.68%
133	492	9	1,094	29	0	1,624	31	0	0	1,655	1,655	2,199	75.26%
135	1,386	53	3,039	72	4	4,554	99	2	0	4,655	4,655	5,882	79.14%
151	605	22	1,615	26	4	2,272	46	0	0	2,318	2,318	2,885	80.35%

Canvass Results

Official

Run Time 11:42 AM
Run Date 12/05/2022

Clackamas County

November 8, 2022 General Election

11/8/2022

Page 2

Official Results

Registered Voters
216733 of 313875 = 69.05%

Precincts Reporting
86 of 86 = 100.00%

US Senator - Vote for one

Precinct	Jo Rae Perkins Republican, Constitution	Dan Puiju Pacific Green	Ron Wyden Democrat, Independent	Chris Henry Progressive	Write-in (W)	Cast Votes	Undervotes	Overvotes	Miscellaneous Write-ins	Vote by Mail Ballots Cast	Total Ballots Cast	Registered Voters	Turnout Percentage
153	1,523	34	3,518	30	7	5,112	101	0	0	5,213	5,213	6,524	79.90%
155	771	29	1,999	36	3	2,838	59	0	0	2,897	2,897	3,859	75.07%
156	1,059	34	2,828	32	5	3,956	78	2	0	4,038	4,038	5,106	79.08%
158	902	25	2,603	45	2	3,577	73	1	0	3,651	3,651	4,935	73.98%
159	699	19	1,606	25	2	2,351	37	0	0	2,388	2,388	3,098	77.08%
160	418	10	1,021	19	0	1,468	32	0	0	1,500	1,500	1,961	76.49%
201	1,265	41	2,102	48	13	3,469	54	0	0	3,523	3,523	4,912	71.72%
202	1,449	49	2,209	88	5	3,782	57	0	0	3,857	3,857	6,119	63.03%
203	902	13	1,139	17	2	2,073	38	0	0	2,111	2,111	2,488	84.85%
204	857	18	1,217	29	5	2,126	41	0	0	2,167	2,167	3,286	65.95%
251	635	9	1,062	14	2	1,722	33	0	0	1,755	1,755	2,258	77.72%
280	333	13	708	22	0	1,076	22	0	0	1,098	1,098	1,525	72.00%
281	319	6	768	13	2	1,108	12	0	0	1,120	1,120	1,488	75.27%
282	115	5	290	5	0	415	4	0	0	419	419	583	71.87%
283	116	0	253	2	0	371	4	0	0	375	375	473	79.28%
284	77	1	188	2	0	268	7	0	0	275	275	343	80.17%
321	1,226	15	1,300	18	5	2,564	53	0	0	2,617	2,617	3,333	78.52%
322	594	8	460	9	3	1,074	19	0	0	1,093	1,093	1,384	78.97%
323	755	12	670	19	1	1,457	30	1	0	1,488	1,488	1,916	77.66%
330	2,361	24	971	29	6	3,391	68	0	0	3,459	3,459	5,019	68.92%

Canvass Results

Official

Run Time 11:42 AM
Run Date 12/05/2022

Clackamas County

November 8, 2022 General Election

11/8/2022

Page 3

Official Results

Registered Voters
216733 of 313875 = 69.05%

Precincts Reporting
86 of 86 = 100.00%

US Senator - Vote for one

Precinct	Jo Rae Perkins Republican, Constitution	Dan Pulju Pacific Green	Ron Wyden Democrat, Independent	Chris Henry Progressive	Write-in (W)	Cast Votes	Undervotes	Overvotes	Miscellaneous Write-ins	Vote by Mail Ballots Cast	Total Ballots Cast	Registered Voters	Turnout Percentage
331	1,085	12	530	23	2	1,652	33	0	0	1,685	1,685	2,188	77.01%
332	316	5	249	6	0	576	5	0	0	581	581	698	83.24%
350	2,027	28	766	26	3	2,850	61	0	0	2,911	2,911	4,125	70.57%
359	0	0	0	0	0	0	0	0	0	0	0	0	0.00%
360	2,601	46	1,477	54	4	4,182	83	0	0	4,265	4,265	6,168	69.15%
361	1,841	25	996	34	3	2,899	64	0	0	2,963	2,963	4,285	69.15%
371	167	1	94	2	0	264	4	0	0	268	268	396	67.68%
373	1,492	50	1,753	55	4	3,354	62	0	0	3,416	3,416	5,277	64.73%
400	2,337	35	1,511	40	2	3,925	56	0	0	3,981	3,981	5,301	75.10%
404	2,849	46	1,675	42	6	4,618	65	2	0	4,685	4,685	6,826	68.63%
405	1,860	28	1,018	27	4	2,937	51	0	0	2,988	2,988	4,213	70.92%
410	1,123	34	1,502	76	7	2,742	73	0	0	2,815	2,815	5,114	55.04%
411	1,089	21	1,332	39	0	2,481	61	0	0	2,542	2,542	3,794	67.00%
412	1,597	27	1,387	57	3	3,071	63	0	0	3,134	3,134	4,558	68.76%
416	1,488	34	1,838	42	2	3,404	69	0	0	3,473	3,473	5,358	64.82%
417	961	21	752	20	0	1,754	35	0	0	1,789	1,789	2,453	72.93%
418	729	14	971	31	0	1,745	46	0	0	1,791	1,791	2,840	63.06%
420	672	33	1,505	55	1	2,266	40	0	0	2,306	2,306	3,665	62.92%
421	692	28	1,224	58	3	2,005	49	1	0	2,055	2,055	4,150	49.52%
422	344	17	686	30	5	1,082	28	0	0	1,110	1,110	1,986	55.89%

Canvass Results

Official

Run Time 11:42 AM
Run Date 12/05/2022

Clackamas County

November 8, 2022 General Election

11/8/2022

Page 4

Official Results

Registered Voters
216733 of 313875 = 69.05%

Precincts Reporting

86 of 86 = 100.00%

US Senator - Vote for one

Precinct	Jo Rae Perkins Republican, Constitution	Dan Pulju Pacific Green	Ron Wyden Democrat, Independent	Chris Henry Progressive	Write-in (W)	Cast Votes	Undervotes	Overvotes	Miscellaneous Write-ins	Vote by Mail Ballots Cast	Total Ballots Cast	Registered Voters	Turnout Percentage
423	512	28	929	31	4	1,504	36	0	0	1,540	1,540	3,008	51.20%
500	347	17	687	24	1	1,076	24	0	0	1,100	1,100	1,741	63.18%
501	794	40	2,418	69	1	3,322	50	1	0	3,373	3,373	4,827	69.88%
502	1,091	39	2,471	63	3	3,673	63	0	0	3,736	3,736	5,537	67.47%
503	1,195	54	1,960	62	5	3,276	52	0	0	3,328	3,328	4,458	74.65%
504	1,492	48	2,534	103	3	4,180	80	2	0	4,262	4,262	6,408	66.51%
506	1,216	27	1,513	68	3	2,827	43	1	0	2,871	2,871	4,617	62.18%
510	1,702	20	1,134	44	1	2,901	68	0	0	2,969	2,969	4,105	72.33%
512	975	30	877	30	4	1,916	29	0	0	1,945	1,945	2,917	66.68%
514	2,858	45	1,999	63	9	4,975	106	1	0	5,081	5,081	6,824	74.46%
516	1,960	33	1,237	25	3	3,258	58	1	0	3,317	3,317	4,507	73.60%
517	2,522	27	1,166	51	3	3,769	75	1	0	3,845	3,845	5,330	72.14%
600	1,575	67	2,328	86	2	4,058	72	1	0	4,131	4,131	6,608	62.52%
602	1,558	50	1,755	54	3	3,421	61	0	0	3,482	3,482	4,877	71.38%
604	113	0	121	1	0	235	4	0	0	239	239	308	77.60%
606	961	24	980	33	4	2,002	41	0	0	2,043	2,043	3,247	62.92%
608	2,164	40	2,032	61	3	4,300	100	0	0	4,400	4,400	5,920	74.32%
610	532	18	630	19	1	1,200	22	0	0	1,222	1,222	2,031	60.17%
614	791	31	1,093	50	1	1,966	45	0	0	2,011	2,011	3,293	61.07%
616	1,314	32	1,806	65	3	3,220	70	2	0	3,292	3,292	4,938	66.67%

Canvass Results

Official

Run Time 11:42 AM
Run Date 12/05/2022

Clackamas County

November 8, 2022 General Election

11/8/2022

Page 5

Official Results

Registered Voters
216733 of 313875 = 69.05%

Precincts Reporting
86 of 86 = 100.00%

US Senator - Vote for one

Precinct	Jo Rae Perkins Republican, Constitution	Dan Puiju Pacific Green	Ron Wyden Democrat, Independent	Chris Henry Progressive	Write-in (W)	Cast Votes	Undervotes	Overvotes	Miscellaneous Write-ins	Vote by Mail Ballots Cast	Total Ballots Cast	Registered Voters	Turnout Percentage
618	171	3	296	8	0	478	10	0	0	488	488	733	66.58%
620	102	5	117	4	1	229	6	0	0	235	235	369	63.69%
622	543	35	1,367	40	2	1,987	32	0	0	2,019	2,019	2,833	71.27%
626	811	58	2,634	106	10	3,619	62	0	0	3,681	3,681	5,444	67.62%
630	1,609	70	3,708	110	9	5,506	88	0	0	5,594	5,594	7,946	70.40%
632	867	39	1,026	56	1	1,989	44	0	0	2,033	2,033	3,656	55.61%
Totals	94,232	2,260	112,387	3,319	250	212,248	4,260	25	0	216,733	216,733	313,875	69.37%

Canvass Results

Official

Run Time 11:42 AM

Run Date 12/05/2022

Clackamas County

November 8, 2022 General Election

11/8/2022

Page 7

Official Results

Registered Voters
216733 of 313875 = 69.05%

Precincts Reporting

86 of 86 = 100.00%

US Representative, 3rd District - Vote for one

Precinct	Earl Blumenauer Democrat	Joanna Harbour Republican	David E Delk Progressive, Independent, Pacific Green	Write-in (W)	Cast Votes	Undervotes	Overvotes	Miscellaneous Write-ins	Vote by Mail Ballots Cast	Total Ballots Cast	Registered Voters	Turnout Percentage
100	856	903	36	1	1,796	82	0	0	1,878	1,878	2,733	68.72%
101	1,854	1,690	93	3	3,640	161	0	0	3,801	3,801	6,091	62.41%
102	398	498	16	1	913	34	0	0	947	947	1,512	62.63%
103	315	330	13	1	659	22	0	0	681	681	969	70.31%
104	111	76	6	0	193	8	0	0	201	201	274	73.29%
105	971	800	42	0	1,813	61	0	0	1,874	1,874	2,751	68.12%
106	718	1,465	52	2	2,237	76	0	0	2,313	2,313	3,667	63.08%
107	553	889	49	0	1,491	47	0	0	1,538	1,538	2,407	63.90%
108	1,385	2,204	102	4	3,695	129	0	0	3,824	3,824	6,190	61.78%
360	923	1,754	51	5	2,733	84	1	0	2,818	2,818	4,075	69.15%
361	919	1,877	58	1	2,855	99	0	0	2,954	2,954	4,272	69.15%
371	88	168	5	0	261	7	0	0	268	268	396	67.68%
373	1,658	1,538	99	3	3,298	118	0	0	3,416	3,416	5,277	64.73%
400	1,413	2,395	62	2	3,872	108	1	0	3,981	3,981	5,301	75.10%
404	1,543	2,931	84	4	4,562	123	0	0	4,685	4,685	6,826	68.63%
405	963	1,887	48	2	2,900	87	1	0	2,988	2,988	4,213	70.90%
412	806	1,119	56	2	1,983	50	0	0	2,033	2,033	4,558	44.60%
416	1,189	987	46	0	2,222	83	0	0	2,305	2,305	3,556	64.82%
Totals	16,663	23,511	918	31	41,123	1,379	3	0	42,505	42,505	65,068	65.32%

Canvass Results

Official

Run Time 11:42 AM

Run Date 12/05/2022

Clackamas County

November 8, 2022 General Election

11/8/2022

Page 8

Official Results

Registered Voters
216733 of 313875 = 69.05%

Precincts Reporting

86 of 86 = 100.00%

US Representative, 5th District - Vote for one

Precinct	Lori Chavez-DeRemer Republican	Jamie McLeod-Skinner Democrat, Independent, Working Families	Write-in (W)	Cast Votes	Undervotes	Overvotes	Miscellaneous Write-ins	Vote by Mail Ballots Cast	Total Ballots Cast	Registered Voters	Turnout Percentage
100	0	0	0	0	0	0	0	0	0	0	0.00%
101	25	29	0	54	6	0	0	60	60	96	62.41%
103	1,259	1,142	5	2,406	96	0	0	2,502	2,502	3,558	70.31%
104	73	171	1	245	4	0	0	249	249	340	73.24%
111	2,794	986	10	3,790	166	0	0	3,956	3,956	6,756	58.56%
122	1,740	1,062	10	2,812	135	0	0	2,947	2,947	4,544	64.85%
123	1,042	600	5	1,647	85	0	0	1,732	1,732	2,595	66.74%
124	1,832	1,125	9	2,966	126	0	0	3,092	3,092	4,068	76.01%
125	623	444	1	1,068	45	0	0	1,113	1,113	1,557	71.48%
127	44	18	2	64	3	0	0	67	67	93	72.04%
131	2,175	2,938	7	5,120	202	0	0	5,322	5,322	7,110	74.85%
132	1,519	2,286	6	3,811	159	0	0	3,970	3,970	5,111	77.68%
133	588	1,005	5	1,598	57	0	0	1,655	1,655	2,199	75.26%
135	1,667	2,798	9	4,474	180	1	0	4,655	4,655	5,882	79.14%
151	799	1,427	4	2,230	88	0	0	2,318	2,318	2,885	80.35%
153	1,911	3,116	10	5,037	176	0	0	5,213	5,213	6,524	79.90%
155	797	1,434	6	2,229	108	0	0	2,345	2,345	3,113	75.33%
156	1,342	2,534	6	3,882	156	0	0	4,038	4,038	5,106	79.08%
158	1,109	2,387	5	3,501	150	0	0	3,651	3,651	4,935	73.98%
159	855	1,453	7	2,315	73	0	0	2,388	2,388	3,098	77.08%

Canvass Results

Official

Run Time 11:42 AM

Run Date 12/05/2022

Clackamas County

November 8, 2022 General Election

11/8/2022

Page 9

Official Results

Registered Voters
216733 of 313875 = 69.05%

Precincts Reporting
86 of 86 = 100.00%

US Representative, 5th District - Vote for one

Precinct	Lori Chavez-DeRemer Republican	Jamie McLeod-Skinner Democrat, Independent, Working Families	Write-in (W)	Cast Votes	Undervotes	Overvotes	Miscellaneous Write-ins	Vote by Mail Ballots Cast	Total Ballots Cast	Registered Voters	Turnout Percentage
280	35	60	0	95	4	0	0	99	99	138	72.00%
282	77	157	0	234	10	0	0	244	244	340	71.87%
283	147	218	0	365	10	0	0	375	375	473	79.28%
284	8	4	0	12	0	0	0	12	12	15	80.17%
321	1,408	1,104	6	2,518	93	0	0	2,611	2,611	3,325	78.53%
322	655	410	1	1,066	27	0	0	1,093	1,093	1,384	78.97%
330	2,510	806	4	3,320	139	0	0	3,459	3,459	5,019	68.92%
331	1,165	452	2	1,619	66	0	0	1,685	1,685	2,188	77.01%
350	2,140	625	17	2,782	129	0	0	2,911	2,911	4,125	70.57%
360	956	430	5	1,391	56	0	0	1,447	1,447	2,093	69.15%
361	5	3	0	8	1	0	0	9	9	13	69.15%
373	0	0	0	0	0	0	0	0	0	0	0.00%
410	1,282	1,405	8	2,695	120	0	0	2,815	2,815	5,114	55.04%
411	1,267	1,159	6	2,432	110	0	0	2,542	2,542	3,794	67.00%
412	597	461	4	1,062	39	0	0	1,101	1,101	1,601	68.77%
416	583	545	3	1,131	37	0	0	1,168	1,168	1,802	64.82%
417	1,061	656	1	1,718	71	0	0	1,789	1,789	2,453	72.93%
418	812	915	3	1,730	61	0	0	1,791	1,791	2,840	63.06%
420	781	1,419	11	2,211	95	0	0	2,306	2,306	3,665	62.92%
421	824	1,126	2	1,952	103	0	0	2,055	2,055	4,150	49.52%

Canvass Results

Official

Run Time 11:42 AM

Run Date 12/05/2022

Clackamas County

November 8, 2022 General Election

11/8/2022

Page 10

Official Results

Registered Voters
216733 of 313875 = 69.05%

Precincts Reporting

86 of 86 = 100.00%

US Representative, 5th District - Vote for one

Precinct	Lori Chavez-DeRemer Republican	Jamie McLeod-Skinner Democrat, Independent, Working Families	Write-in (W)	Cast Votes	Undervotes	Overvotes	Miscellaneous Write-ins	Vote by Mail Ballots Cast	Total Ballots Cast	Registered Voters	Turnout Percentage
422	400	664	4	1,068	42	0	0	1,110	1,110	1,986	55.89%
423	587	857	11	1,455	85	0	0	1,540	1,540	3,008	51.20%
500	414	632	4	1,050	50	0	0	1,100	1,100	1,741	63.18%
501	940	2,306	2	3,241	125	0	0	3,373	3,373	4,827	69.88%
502	1,312	2,251	10	3,573	163	0	0	3,736	3,736	5,537	67.47%
503	1,392	1,798	9	3,199	129	0	0	3,328	3,328	4,458	74.65%
504	1,765	2,292	16	4,073	189	0	0	4,262	4,262	6,408	66.51%
506	1,402	1,331	11	2,742	127	0	0	2,871	2,871	4,617	62.18%
510	1,854	990	14	2,858	111	0	0	2,969	2,969	4,105	72.33%
512	1,107	750	10	1,867	78	0	0	1,945	1,945	2,917	66.68%
514	3,132	1,715	15	4,862	219	0	0	5,081	5,081	6,824	74.46%
516	2,108	1,052	23	3,183	134	0	0	3,317	3,317	4,507	73.60%
517	2,670	1,033	16	3,719	125	1	0	3,845	3,845	5,330	72.14%
600	1,771	2,216	4	3,991	140	0	0	4,131	4,131	6,608	62.52%
602	1,742	1,595	4	3,341	139	1	0	3,481	3,481	4,877	71.38%
604	131	102	0	233	6	0	0	239	239	308	77.60%
606	1,075	871	14	1,960	83	0	0	2,043	2,043	3,247	62.92%
608	2,424	1,776	11	4,211	189	0	0	4,400	4,400	5,920	74.32%
610	600	538	10	1,148	74	0	0	1,222	1,222	2,031	60.12%
614	922	989	11	1,922	89	0	0	2,011	2,011	3,293	61.07%

Canvass Results

Official

Run Time 11:42 AM

Run Date 12/05/2022

Clackamas County

November 8, 2022 General Election

11/8/2022

Page 11

Official Results

Registered Voters
216733 of 313875 = 69.05%

Precincts Reporting
86 of 86 = 100.00%

US Representative, 5th District - Vote for one

Precinct	Lori Chavez-DeRemer Republican	Jamie McLeod-Skinner Democrat, Independent, Working Families	Write-in (W)	Cast Votes	Undervotes	Overvotes	Miscellaneous Write-ins	Vote by Mail Ballots Cast	Total Ballots Cast	Registered Voters	Turnout Percentage
616	1,485	1,639	13	3,137	155	0	0	3,292	3,292	4,938	66.67%
618	205	261	5	471	17	0	0	488	488	733	66.58%
620	118	103	0	221	14	0	0	235	235	369	63.69%
622	635	1,284	2	1,921	98	0	0	2,019	2,019	2,833	71.27%
626	965	2,584	10	3,559	122	0	0	3,681	3,681	5,444	67.67%
630	1,880	3,470	11	5,361	233	0	0	5,594	5,594	7,946	70.40%
632	986	948	8	1,942	91	0	0	2,033	2,033	3,656	55.61%
Totals	72,529	74,957	429	147,915	6,213	3	0	154,131	154,131	222,570	69.25%

Canvass Results

Official

Run Time 11:42 AM

Run Date 12/05/2022

Clackamas County

November 8, 2022 General Election

11/8/2022

Page 12

Official Results

Registered Voters
216733 of 313875 = 69.05%

Precincts Reporting

86 of 86 = 100.00%

US Representative, 6th District - Vote for one

Precinct	Larry D McFarland Constituiton	Andrea Salinas Democrat, Independent, Working Families	Mike Erickson Republican	Write-in (W)	Cast Votes	Undervotes	Overvotes	Miscellaneous Write-ins	Vote by Mail Ballots Cast	Total Ballots Cast	Registered Voters	Turnout Percentage
155	13	334	177	0	524	28	0	0	552	552	746	73.99%
160	13	932	501	1	1,447	53	0	0	1,500	1,500	1,961	76.49%
201	53	1,945	1,417	4	3,419	104	0	0	3,523	3,523	4,912	71.72%
202	50	2,093	1,582	9	3,727	123	0	0	3,857	3,857	6,119	63.03%
203	29	964	1,044	4	2,041	70	0	0	2,111	2,111	2,488	84.85%
204	27	1,095	982	1	2,105	62	0	0	2,168	2,168	3,286	65.95%
251	23	944	735	0	1,702	53	0	0	1,755	1,755	2,258	77.72%
280	11	577	368	4	960	39	0	0	999	999	1,388	71.97%
281	14	682	382	5	1,083	37	0	0	1,120	1,120	1,488	75.27%
282	3	109	59	0	171	4	0	0	175	175	243	71.87%
284	3	169	85	0	257	6	0	0	263	263	328	80.17%
321	0	6	0	0	6	0	0	0	6	6	8	75.00%
323	13	605	828	2	1,448	40	0	0	1,488	1,488	1,916	77.66%
332	4	223	347	0	574	7	0	0	581	581	698	83.24%
Totals	256	10,678	8,507	30	19,471	626	0	0	20,097	20,097	27,577	72.88%

Canvass Results

Official

Run Time 11:42 AM

Run Date 12/05/2022

Clackamas County

November 8, 2022 General Election

11/8/2022

Page 26

Official Results

Registered Voters
216733 of 313875 = 69.05%

Precincts Reporting
86 of 86 = 100.00%

State Representative, 18th District - Vote for one

Precinct	Jesse S Smith Democrat	Rick Lewis Republican	Write-in (W)	Cast Votes	Undervotes	Overvotes	Miscellaneous Write-ins	Vote by Mail Ballots Cast	Total Ballots Cast	Registered Voters	Turnout Percentage
111	980	2,750	2	3,732	223	0	0	3,955	3,955	6,756	58.54%
127	18	45	1	64	3	0	0	67	67	93	72.04%
330	773	2,520	3	3,296	160	0	0	3,456	3,456	5,019	68.86%
331	422	1,177	1	1,600	85	0	0	1,685	1,685	2,188	77.01%
350	647	2,125	3	2,775	136	0	0	2,911	2,911	4,125	70.57%
360	132	326	1	459	18	0	0	477	477	681	70.04%
361	206	473	1	680	38	0	0	718	718	1,091	65.81%
516	373	937	3	1,313	67	0	0	1,380	1,380	1,863	74.07%
517	436	1,308	3	1,747	70	1	0	1,818	1,818	2,592	70.14%
Totals	3,987	11,661	18	15,666	800	1	0	16,467	16,467	24,408	67.47%



**CERTIFIED COPY OF THE ORIGINAL
SHERRY HALL, COUNTY CLERK**

BY: Sherry Hall

Canvass Results

Official

Run Time: 11:42 AM
Run Date: 12/05/2022

Clackamas County

November 8, 2022 General Election

11/8/2022

Page 27

Official Results

Registered Voters
216733 of 313875 = 69.05%

Precincts Reporting
86 of 86 = 100.00%

State Representative, 26th District - Vote for one

Precinct	Jason Fields Republican	Courtney Neron Democrat, Independent, Working Families	Write-in (W)	Cast Votes	Undervotes	Overvotes	Miscellaneous Write-ins	Vote by Mail Ballots Cast	Total Ballots Cast	Registered Voters	Turnout Percentage
201	1,458	1,942	4	3,404	117	0	0	3,521	3,521	4,912	71.68%
202	1,648	2,056	4	3,708	141	1	0	3,850	3,850	6,119	62.92%
203	1,068	970	0	2,038	69	0	0	2,107	2,107	2,488	84.69%
204	1,013	1,077	0	2,090	73	0	0	2,163	2,163	3,286	65.82%
323	799	584	1	1,384	44	0	0	1,428	1,428	1,844	77.44%
332	344	218	0	562	18	0	0	580	580	698	83.09%
Totals	6,330	6,847	9	13,186	462	1	0	13,649	13,649	19,347	70.55%



**CERTIFIED COPY OF THE ORIGINAL
SHERRY HALL, COUNTY CLERK**

BY: Sherry Hall

Canvass Results

Official

Run Time 11:42 AM

Run Date 12/05/2022

Clackamas County

November 8, 2022 General Election

11/8/2022

Page 28

Official Results

Registered Voters
216733 of 313875 = 69.05%

Precincts Reporting
86 of 86 = 100.00%

State Representative, 37th District - Vote for one

Precinct	Aeric Estep Republican	Jules Walters Democrat, Independent, Working Families	Write-in (W)	Cast Votes	Undervotes	Overvotes	Miscellaneous Write-ins	Vote by Mail Ballots Cast	Total Ballots Cast	Registered Voters	Turnout Percentage
131	2,059	3,002	3	5,064	249	0	0	5,313	5,313	7,110	74.73%
132	1,429	2,373	5	3,807	159	0	0	3,966	3,966	5,111	77.60%
133	556	1,019	4	1,579	73	0	0	1,652	1,652	2,199	75.13%
135	1,572	2,880	14	4,466	175	2	0	4,643	4,643	5,882	78.94%
153	160	221	0	381	15	0	0	396	396	511	77.50%
155	24	44	0	68	13	0	0	81	81	119	68.07%
156	36	31	0	67	7	0	0	74	74	99	74.75%
160	477	937	0	1,414	84	0	0	1,498	1,498	1,961	76.39%
251	708	956	0	1,664	87	0	0	1,751	1,751	2,258	77.55%
280	39	58	0	97	8	0	0	105	105	134	78.36%
281	363	702	0	1,065	47	0	0	1,112	1,112	1,488	74.73%
284	90	171	0	261	14	0	0	275	275	343	80.17%
321	1,283	1,100	1	2,384	132	0	0	2,516	2,516	3,207	78.45%
322	613	431	1	1,045	46	0	0	1,091	1,091	1,384	78.83%
323	33	24	0	57	2	0	0	59	59	72	81.94%
Totals	9,442	13,949	28	23,419	1,111	2	0	24,532	24,532	31,878	76.96%

**CERTIFIED COPY OF THE ORIGINAL
SHERRY HALL, COUNTY CLERK**

Turnout Percentage



Canvass Results

Official

Run Time 11:42 AM

Run Date 12/05/2022

Clackamas County

November 8, 2022 General Election

11/8/2022

Page 29

Official Results

Registered Voters
216733 of 213875 = 69.05%

Precincts Reporting
86 of 86 = 100.00%

State Representative, 38th District - Vote for one

Precinct	Alistair Firmin Republican, Independent	Daniel Nguyen Democrat	Write-in (W)	Cast Votes	Undervotes	Overvotes	Miscellaneous Write-ins	Vote by Mail Ballots Cast	Total Ballots Cast	Registered Voters	Turnout Percentage
104	0	4	0	4	0	0	0	4	4	4	100.00%
135	0	7	0	7	3	0	0	10	10	11	90.91%
151	882	1,346	0	2,228	84	0	0	2,312	2,312	2,885	80.14%
153	1,852	2,771	1	4,624	186	0	0	4,810	4,810	6,013	79.99%
155	1,044	1,635	0	2,679	128	0	0	2,807	2,807	3,740	75.05%
156	1,315	2,454	2	3,771	177	0	0	3,948	3,948	5,007	78.85%
158	1,169	2,285	4	3,458	182	0	0	3,640	3,640	4,935	73.76%
159	953	1,355	5	2,313	70	0	0	2,383	2,383	3,098	76.92%
280	397	552	1	950	42	0	0	992	992	1,391	71.32%
281	0	0	0	0	0	0	0	0	0	0	0.00%
282	130	273	0	403	16	0	0	419	419	583	71.87%
283	161	201	0	362	10	0	0	372	372	473	78.65%
321	53	41	0	94	3	0	0	97	97	126	76.98%
Totals	7,956	12,924	13	20,893	901	0	0	21,794	21,794	28,266	77.10%



**CERTIFIED COPY OF THE ORIGINAL
SHERRY HALL, COUNTY CLERK**

BY: *Sherry Hall*

Canvass Results

Official

Run Time 11:42 AM

Run Date 12/05/2022

Clackamas County

November 8, 2022 General Election

11/8/2022

Page 30

Official Results

Registered Voters
216733 of 313875 = 69.05%

Precincts Reporting
86 of 86 = 100.00%

State Representative, 39th District - Vote for one

Precinct	Janelle S Bynum Democrat, Independent	Kori Haynes Republican	Write-in (W)	Cast Votes	Undervotes	Overvotes	Miscellaneous Write-ins	Vote by Mail Ballots Cast	Total Ballots Cast	Registered Voters	Turnout Percentage
100	871	915	5	1,791	86	1	0	1,878	1,878	2,733	68.72%
101	1,955	1,721	6	3,682	175	0	0	3,857	3,857	6,187	62.34%
103	1,567	1,460	8	3,035	145	0	0	3,180	3,180	4,527	70.25%
104	117	86	1	204	10	0	0	214	214	328	65.24%
105	978	822	4	1,804	69	0	0	1,873	1,873	2,751	68.08%
410	1,507	1,166	2	2,675	134	0	0	2,809	2,809	5,114	54.93%
411	1,292	1,132	2	2,426	114	0	0	2,540	2,540	3,794	66.95%
412	390	415	1	806	35	0	0	841	841	1,343	62.62%
416	1,797	1,533	3	3,333	140	0	0	3,473	3,473	5,358	64.82%
417	314	444	0	758	32	0	0	790	790	1,059	74.60%
418	951	764	1	1,716	74	0	0	1,790	1,790	2,840	63.03%
420	547	241	2	790	46	0	0	836	836	1,607	52.02%
421	1,209	751	1	1,961	92	1	0	2,054	2,054	4,150	49.49%
422	687	366	7	1,060	49	0	0	1,109	1,109	1,986	55.84%
423	902	543	5	1,450	87	1	0	1,538	1,538	3,008	51.13%
506	143	117	0	260	12	0	0	272	272	695	39.14%
630	451	325	0	776	31	0	0	807	807	1,201	67.19%
Totals	15,678	12,801	48	28,527	1,331	3	0	29,861	29,861	48,681	61.34%



CERTIFIED COPY OF THE ORIGINAL
SHERRY HALL, COUNTY CLERK

BY: *Sherry Hall*




Clackamas County

November 8, 2022 General Election

11/8/2022

Page 31



State Representative, 40th District - Vote for one

Precinct	Adam Baker Republican, Libertarian	Annessa Hartman Democrat, Independent	Write-in (W)	Cast Votes	Undervotes	Overvotes	Miscellaneous Write-ins	Vote by Mail Ballots Cast	Total Ballots Cast	Registered Voters	Turnout Percentage
503	1,395	1,780	5	3,180	143	0	0	3,323	3,323	4,458	74.54%
504	1,743	2,293	7	4,043	216	0	0	4,259	4,259	6,408	66.46%
506	1,261	1,203	3	2,467	130	0	0	2,597	2,597	3,922	66.22%
510	523	334	1	858	43	0	0	901	901	1,278	70.50%
512	70	54	0	124	6	0	0	130	130	194	67.01%
600	1,780	2,183	1	3,964	162	1	0	4,127	4,127	6,608	62.45%
602	1,746	1,554	2	3,302	175	0	0	3,477	3,477	4,877	71.29%
604	131	102	0	233	6	0	0	239	239	308	77.60%
606	1,056	878	4	1,938	105	0	0	2,043	2,043	3,247	62.92%
608	2,467	1,703	2	4,172	226	0	0	4,398	4,398	5,920	74.29%
610	606	548	0	1,154	67	0	0	1,221	1,221	2,031	60.12%
614	896	1,029	0	1,925	84	0	0	2,009	2,009	3,293	61.01%
616	1,473	1,648	6	3,127	162	0	0	3,289	3,289	4,938	66.61%
618	198	270	1	469	18	0	0	487	487	733	66.44%
620	115	102	0	217	18	0	0	235	235	369	63.69%
632	991	951	3	1,945	87	0	0	2,032	2,032	3,656	55.58%
Totals	16,451	16,632	35	33,118	1,648	1	0	34,767	34,767	52,240	66.55%



**CERTIFIED COPY OF THE ORIGINAL
SHERRY HALL, COUNTY CLERK**

BY:

Canvass Results

Official

Run Time 11:42 AM

Run Date 12/05/2022

Clackamas County

November 8, 2022 General Election

11/8/2022

Page 32

Official Results

Registered Voters
216733 of 313875 = 69.05%

Precincts Reporting
86 of 86 = 100.00%

State Representative, 41st District - Vote for one

Precinct	Mark F Gamba Democrat, Independent, Working Families	Rob Reynolds Republican	Write-in (W)	Write-in (W)	Cast Votes	Undervotes	Overvotes	Miscellaneous Write-ins	Vote by Mail Ballots Cast	Total Ballots Cast	Registered Voters	Turnout Percentage
104	154	64	0	1	219	13	0	0	232	232	282	82.27%
420	906	486	0	1	1,393	77	0	0	1,470	1,470	2,028	72.49%
500	661	382	1	2	1,046	54	0	0	1,100	1,100	1,741	63.18%
501	2,349	886	0	1	3,236	130	0	0	3,366	3,366	4,827	69.73%
502	2,350	1,233	0	5	3,588	146	0	0	3,734	3,734	5,537	67.44%
622	1,297	624	0	1	1,922	91	1	0	2,014	2,014	2,833	71.09%
626	2,600	890	1	6	3,497	176	1	0	3,674	3,674	5,444	67.49%
630	3,150	1,444	0	6	4,600	182	0	0	4,782	4,782	6,745	70.90%
Totals	13,467	6,009	2	23	19,501	869	2	0	20,372	20,372	29,437	69.21%



**CERTIFIED COPY OF THE ORIGINAL
SHERRY HALL, COUNTY CLERK**

BY: *Sherry Hall*

Canvass Results

Official

Run Time: 11:42 AM

Run Date: 12/05/2022

Clackamas County

November 8, 2022 General Election

11/8/2022

Page 33

Official Results

Registered Voters
216733 of 313875 = 69.05%

Precincts Reporting
86 of 86 = 100.00%

State Representative, 48th District - Vote for one

Precinct	John Masterman Republican	Hoa H Nguyen Democrat, Working Families, Independent	Write-in (W)	Cast Votes	Undervotes	Overvotes	Miscellaneous Write-ins	Vote by Mail Ballots Cast	Total Ballots Cast	Registered Voters	Turnout Percentage
102	513	364	1	878	67	2	0	947	947	1,512	62.63%
104	0	0	0	0	0	0	0	0	0	0	0.00%
400	2,496	1,296	1	3,793	181	0	0	3,974	3,974	5,301	74.97%
405	1,304	667	1	1,972	110	0	0	2,082	2,082	2,943	70.74%
412	1,081	703	0	1,784	81	0	0	1,865	1,865	3,215	58.01%
Totals	5,394	3,030	3	8,427	439	2	0	8,868	8,868	12,971	68.37%



**CERTIFIED COPY OF THE ORIGINAL
SHERRY HALL, COUNTY CLERK**

BY: Sherry Hall

Canvass Results

Official

Run Time 11:42 AM

Run Date 12/05/2022

Clackamas County

November 8, 2022 General Election

11/8/2022

Page 33

Official Results

Registered Voters
216733 of 313875 = 69.05%

Precincts Reporting
86 of 86 = 100.00%

State Representative, 48th District - Vote for one

Precinct	John Masterman Republican	Hoa H Nguyen Democrat, Working Families, Independent	Write-in (W)	Cast Votes	Undervotes	Overvotes	Miscellaneous Write-ins	Vote by Mail Ballots Cast	Total Ballots Cast	Registered Voters	Turnout Percentage
102	513	364	1	878	67	2	0	947	947	1,512	62.63%
104	0	0	0	0	0	0	0	0	0	0	0.00%
400	2,496	1,296	1	3,793	181	0	0	3,974	3,974	5,301	74.97%
405	1,304	667	1	1,972	110	0	0	2,082	2,082	2,943	70.74%
412	1,081	703	0	1,784	81	0	0	1,865	1,865	2,674	69.75%
Totals	5,394	3,030	3	8,427	439	2	0	8,868	8,868	12,430	71.34%



**CERTIFIED COPY OF THE ORIGINAL
SHERRY HALL, COUNTY CLERK**

BY: Sherry Hall

Canvass Results

Official

Run Time 11:42 AM
Run Date 12/05/2022

Clackamas County

November 8, 2022 General Election

11/8/2022

Page 34

Official Results

Registered Voters
216733 of 318875 = 69.05%

Precincts Reporting
86 of 86 = 100.00%

State Representative, 51st District - Vote for one

Precinct	Walt Trandum Democrat Progressive	James Hieb Republican	Write-in (W)	Cast Votes	Undervotes	Overvotes	Miscellaneous Write-ins	Vote by Mail Ballots Cast	Total Ballots Cast	Registered Voters	Turnout Percentage
106	637	1,532	6	2,175	138	0	0	2,313	2,313	3,667	63.08%
107	505	948	2	1,455	83	0	0	1,538	1,538	2,407	63.90%
108	1,224	2,340	11	3,575	249	0	0	3,824	3,824	6,190	61.78%
122	1,012	1,722	12	2,746	201	0	0	2,947	2,947	4,544	64.85%
123	571	1,006	10	1,587	144	0	0	1,731	1,731	2,595	66.71%
124	1,079	1,773	17	2,869	222	0	0	3,091	3,091	4,068	75.98%
125	425	591	9	1,025	87	0	0	1,112	1,112	1,557	71.42%
360	1,077	2,484	5	3,566	222	0	0	3,788	3,788	6,168	61.41%
361	571	1,318	5	1,894	112	0	0	2,006	2,006	2,819	71.16%
371	8	28	0	36	3	0	0	39	39	56	69.64%
404	428	734	1	1,163	62	0	0	1,225	1,225	1,870	65.51%
412	153	237	1	391	32	0	0	423	423	541	78.19%
417	333	606	3	942	53	0	0	995	995	1,394	71.38%
510	604	1,353	8	1,965	101	0	0	2,066	2,066	2,827	73.08%
512	635	1,054	6	1,695	119	0	0	1,814	1,814	2,917	62.19%
514	1,538	3,193	10	4,741	332	0	0	5,073	5,073	6,824	74.34%
516	616	1,185	4	1,805	126	0	0	1,931	1,931	2,644	73.03%
517	552	1,367	3	1,922	101	0	0	2,023	2,023	2,738	73.89%
Totals	11,968	23,471	113	35,552	2,387	0	0	37,939	37,939	55,826	67.96%



**CERTIFIED COPY OF THE ORIGINAL
SHERRY HALL, COUNTY CLERK**

BY: *Sherry Hall*

Canvass Results

Official

Run Time 11:42 AM

Run Date 12/05/2022

Clackamas County

November 8, 2022 General Election

11/8/2022

Page 35

Official Results

Registered Voters
216733 of 313875 = 69.05%

Precincts Reporting
86 of 86 = 100.00%

State Representative, 52nd District - Vote for one

Precinct	Darcy Long Democrat, Independent, Working Families	Jeff Helfrich Republican	Write-in (W)	Cast Votes	Undervotes	Overvotes	Miscellaneous Write-ins	Vote by Mail Ballots Cast	Total Ballots Cast	Registered Voters	Turnout Percentage
361	71	158	0	229	9	0	0	238	238	375	63.47%
371	77	143	0	220	8	0	0	228	228	396	57.58%
373	1,592	1,681	2	3,275	136	0	0	3,411	3,411	5,277	64.64%
404	979	2,342	1	3,322	132	1	0	3,455	3,455	4,956	69.71%
405	189	671	0	860	45	0	0	905	905	1,270	71.26%
Totals	2,908	4,995	3	7,906	330	1	0	8,237	8,237	12,274	67.11%



**CERTIFIED COPY OF THE ORIGINAL
SHERRY HALL, COUNTY CLERK**

BY: Sherry Hall

Canvass Results

Official

Run Time 11:42 AM
Run Date 12/05/2022

Clackamas County

November 8, 2022 General Election

11/8/2022

Page 13

Official Results

Registered Voters
216733 of 313875 = 69.05%

Precincts Reporting
86 of 86 = 100.00%

Governor - Vote for one

Precinct	Tina Kotek Democrat, Working Families	Donice Noelle Smith Constitution	R Leon Noble Libertarian	Betsy Johnson Nonaffiliated	Christine Drazan Republican	Write-in (W)	Cast Votes	Undervotes	Overvotes	Miscellaneous Write-ins	Vote by Mail Ballots Cast	Total Ballots Cast	Registered Voters	Turnout Percentage
100	731	2	2	145	978	0	1,858	20	0	0	1,878	1,878	2,733	68.72%
101	1,679	3	12	304	1,825	5	3,828	28	1	0	3,857	3,857	6,187	62.34%
102	331	1	4	82	521	1	940	7	0	0	947	947	1,512	62.63%
103	1,291	6	5	300	1,550	2	3,154	26	0	0	3,180	3,180	4,527	70.25%
104	237	0	1	59	143	0	440	10	0	0	450	450	614	73.29%
105	822	2	4	134	898	0	1,860	13	0	0	1,873	1,873	2,751	68.08%
106	604	10	10	182	1,489	0	2,295	18	0	0	2,313	2,313	3,667	63.08%
107	477	7	8	151	887	0	1,530	8	0	0	1,538	1,538	2,407	63.90%
108	1,156	23	13	356	2,244	1	3,793	31	0	0	3,824	3,824	6,190	61.78%
111	840	19	10	323	2,721	2	3,915	39	1	0	3,955	3,955	6,756	58.54%
122	968	8	11	226	1,720	1	2,934	12	1	0	2,947	2,947	4,544	64.85%
123	513	3	6	147	1,048	2	1,719	12	0	0	1,731	1,731	2,595	66.71%
124	1,012	5	7	211	1,841	4	3,080	11	0	0	3,091	3,091	4,068	75.98%
125	384	1	6	86	627	1	1,105	7	0	0	1,112	1,112	1,557	71.42%
127	17	0	0	5	43	0	65	2	0	0	67	67	93	72.04%
131	2,724	8	10	412	2,126	3	5,283	30	0	0	5,313	5,313	7,110	74.73%
132	2,106	6	8	332	1,490	1	3,943	23	0	0	3,966	3,966	5,111	77.60%
133	929	3	2	159	549	2	1,644	8	0	0	1,652	1,652	2,199	75.13%
135	2,617	2	14	398	1,588	3	4,622	31	0	0	4,653	4,653	5,882	79.11%
151	1,268	0	2	273	753	2	2,298	14	0	0	2,312	2,312	2,885	80.14%

Canvass Results

Official

Run Time 11:42 AM

Run Date 12/05/2022

Clackamas County

November 8, 2022 General Election

11/8/2022

Page 14

Official Results

Registered Voters

216733 of 313875 = 69.05%

Precincts Reporting

86 of 86 = 100.00%

Governor - Vote for one

Precinct	Tina Kotek Democrat, Working Families	Donice Noelle Smith Constitution	R Leon Noble Libertarian	Betsy Johnson Nonaffiliated	Christine Drazan Republican	Write-in (W)	Cast Votes	Undervotes	Overvotes	Miscellaneous Write-ins	Vote by Mail Ballots Cast	Total Ballots Cast	Registered Voters	Turnout Percentage
153	2,804	4	10	509	1,844	4	5,175	30	1	0	5,206	5,206	6,524	79.80%
155	1,621	2	5	285	953	0	2,866	22	0	0	2,888	2,888	3,859	74.84%
156	2,358	5	7	368	1,251	0	3,989	33	0	0	4,022	4,022	5,106	78.77%
158	2,235	1	10	315	1,051	3	3,615	25	0	0	3,640	3,640	4,935	73.76%
159	1,297	3	4	240	825	0	2,369	14	0	0	2,383	2,383	3,098	76.92%
160	868	4	2	142	471	1	1,488	10	0	0	1,498	1,498	1,961	76.39%
201	1,751	13	7	282	1,451	3	3,507	14	0	0	3,521	3,521	4,912	71.68%
202	1,924	18	10	296	1,574	4	3,826	24	0	0	3,850	3,850	6,119	62.92%
203	871	2	3	219	998	0	2,093	14	0	0	2,107	2,107	2,488	84.69%
204	987	5	2	185	969	1	2,149	14	0	0	2,163	2,163	3,286	65.82%
251	856	2	5	160	714	0	1,737	14	0	0	1,751	1,751	2,258	77.55%
280	571	3	2	128	382	1	1,087	10	0	0	1,097	1,097	1,525	71.93%
281	642	4	0	95	359	0	1,100	12	0	0	1,112	1,112	1,488	74.73%
282	239	2	2	35	139	0	417	2	0	0	419	419	583	71.87%
283	186	0	0	38	145	0	369	3	0	0	372	372	473	78.65%
284	163	0	0	20	89	0	272	3	0	0	275	275	343	80.17%
321	989	1	2	241	1,366	0	2,599	14	0	0	2,613	2,613	3,333	78.40%
322	356	1	1	93	630	1	1,082	9	0	0	1,091	1,091	1,384	78.83%
323	520	4	2	155	797	1	1,479	8	0	0	1,487	1,487	1,916	77.61%
330	688	14	12	245	2,479	3	3,441	15	0	0	3,456	3,456	5,019	68.86%

Canvass Results

Official

Run Time 11:42 AM

Run Date 12/05/2022

Clackamas County

November 8, 2022 General Election

11/8/2022

Page 15

Official Results

Registered Voters

216733 of 313875 = 69.05%

Precincts Reporting

86 of 86 = 100.00%

Governor - Vote for one

Precinct	Tina Kotek Democrat, Working Families	Donice Noelle Smith Constitution	R Leon Noble Libertarian	Betsy Johnson Nonaffiliated	Christine Drazan Republican	Write-in (W)	Cast Votes	Undervotes	Overvotes	Miscellaneous Write-ins	Vote by Mail Ballots Cast	Total Ballots Cast	Registered Voters	Turnout Percentage
331	388	3	3	133	1,148	1	1,676	9	0	0	1,685	1,685	2,188	77.01%
332	187	0	0	60	333	0	580	0	0	0	580	580	698	83.09%
350	533	14	11	214	2,118	3	2,893	17	1	0	2,911	2,911	4,125	70.57%
359	0	0	0	0	0	0	0	0	0	0	0	0	0	0.00%
360	1,108	18	8	375	2,719	4	4,232	31	2	0	4,265	4,265	6,168	69.15%
361	751	15	11	257	1,907	1	2,942	20	0	0	2,962	2,962	4,285	69.12%
371	77	0	0	28	158	0	263	4	0	0	267	267	396	67.42%
373	1,439	14	6	360	1,564	0	3,383	28	0	0	3,411	3,411	5,277	64.64%
400	1,106	4	6	330	2,500	1	3,947	27	0	0	3,974	3,974	5,301	74.97%
404	1,257	13	10	394	2,969	4	4,647	33	0	0	4,680	4,680	6,826	68.56%
405	746	6	11	245	1,967	2	2,977	10	0	0	2,987	2,987	4,213	70.90%
410	1,335	12	10	245	1,183	5	2,790	19	0	0	2,809	2,809	5,114	54.93%
411	1,072	1	11	241	1,194	0	2,519	21	0	0	2,540	2,540	3,794	66.95%
412	1,128	10	6	249	1,720	1	3,114	15	0	0	3,129	3,129	4,558	68.65%
416	1,550	12	7	285	1,590	2	3,446	26	1	0	3,473	3,473	5,358	64.82%
417	579	3	4	172	1,011	0	1,769	15	1	0	1,785	1,785	2,453	72.77%
418	809	3	5	155	801	0	1,773	16	1	0	1,790	1,790	2,840	63.03%
420	1,329	5	10	208	728	1	2,281	23	2	0	2,306	2,306	3,665	62.92%
421	1,087	7	8	179	754	1	2,036	18	0	0	2,054	2,054	4,150	49.49%
422	619	3	6	106	371	0	1,105	4	0	0	1,109	1,109	1,986	55.84%

Canvass Results

Official

Run Time 11:42 AM
Run Date 12/05/2022

Clackamas County

November 8, 2022 General Election

11/8/2022

Page 16

Official Results

Registered Voters
216733 of 313875 = 69.05%

Precincts Reporting
86 of 86 = 100.00%

Governor - Vote for one

Precinct	Tina Kotek Democrat, Working Families	Donice Noelle Smith Constitution	R Leon Noble Libertarian	Betsy Johnson Nonaffiliated	Christine Drazan Republican	Write-in (W)	Cast Votes	Undervotes	Overvotes	Miscellaneous Write-ins	Vote by Mail Ballots Cast	Total Ballots Cast	Registered Voters	Turnout Percentage
423	813	11	7	127	553	3	1,514	23	1	0	1,538	1,538	3,008	51.13%
500	596	17	5	90	380	1	1,089	11	0	0	1,100	1,100	1,741	63.18%
501	2,203	11	9	267	855	3	3,348	18	0	0	3,366	3,366	4,827	69.73%
502	2,131	9	8	365	1,185	4	3,702	30	2	0	3,734	3,734	5,537	67.44%
503	1,647	8	4	337	1,296	2	3,294	29	0	0	3,323	3,323	4,458	74.54%
504	2,129	13	15	450	1,614	3	4,224	34	1	0	4,259	4,259	6,408	66.46%
506	1,224	20	7	300	1,291	7	2,849	19	1	0	2,869	2,869	4,617	62.14%
510	867	10	11	258	1,796	0	2,942	25	0	0	2,967	2,967	4,105	72.28%
512	672	9	6	207	1,030	5	1,929	15	0	0	1,944	1,944	2,917	66.64%
514	1,472	20	11	483	3,043	4	5,033	40	0	0	5,073	5,073	6,824	74.34%
516	934	14	7	247	2,083	8	3,293	18	0	0	3,311	3,311	4,507	73.46%
517	865	10	6	318	2,608	6	3,813	27	1	0	3,841	3,841	5,330	72.06%
600	2,003	18	11	347	1,704	1	4,084	43	0	0	4,127	4,127	6,608	62.45%
602	1,451	12	4	327	1,652	2	3,448	29	0	0	3,477	3,477	4,877	71.29%
604	94	1	0	17	125	0	237	2	0	0	239	239	308	77.60%
606	820	2	5	168	1,029	2	2,026	17	0	0	2,043	2,043	3,247	62.92%
608	1,582	9	12	425	2,325	5	4,358	39	1	0	4,398	4,398	5,920	74.29%
610	507	0	8	114	569	1	1,199	22	0	0	1,221	1,221	2,031	60.12%
614	895	9	6	208	864	4	1,986	23	0	0	2,009	2,009	3,293	61.01%
616	1,513	15	10	332	1,385	2	3,257	32	0	0	3,289	3,289	4,938	66.61%

Canvass Results

Official

Run Time 11:42 AM

Run Date 12/05/2022

Clackamas County

November 8, 2022 General Election

11/8/2022

Page 17

Official Results

Registered Voters

216733 of 313875 = 69.05%

Precincts Reporting

86 of 86 = 100.00%

Governor - Vote for one

Precinct	Tina Kotek Democrat, Working Families	Donice Noelle Smith Constitution	R Leon Noble Libertarian	Betsy Johnson Nonaffiliated	Christine Drazan Republican	Write-in (W)	Cast Votes	Undervotes	Overvotes	Miscellaneous Write-ins	Vote by Mail Ballots Cast	Total Ballots Cast	Registered Voters	Turnout Percentage
618	237	0	1	54	191	0	483	4	0	0	487	487	733	66.44%
620	86	4	0	30	110	1	231	4	0	0	235	235	369	63.69%
622	1,198	2	9	186	602	4	2,001	13	0	0	2,014	2,014	2,833	71.09%
626	2,469	13	10	262	885	5	3,644	28	2	0	3,674	3,674	5,444	67.49%
630	3,260	18	12	512	1,743	5	5,550	39	0	0	5,589	5,589	7,946	70.34%
632	874	11	8	192	930	1	2,016	15	1	0	2,032	2,032	3,656	55.58%
Totals	92,274	606	546	19,195	102,111	157	214,889	1,575	22	0	216,486	216,486	313,875	68.97%



**CERTIFIED COPY OF THE ORIGINAL
SHERRY HALL, COUNTY CLERK**

BY: *Sherry Hall*

Canvass Results

Official

Run Time 11:42 AM

Run Date 12/05/2022

Clackamas County

November 8, 2022 General Election

11/8/2022

Page 18

Official Results

Registered Voters
216733 of 313875 = 69.05%

Precincts Reporting
86 of 86 = 100.00%

State Senator, 13th District - Vote for one

Precinct	John D Velez Republican, Independent	Aaron Woods Democrat, Working Families	Write-in (W)	Cast Votes	Undervotes	Overvotes	Miscellaneous Write-ins	Vote by Mail Ballots Cast	Total Ballots Cast	Registered Voters	Turnout Percentage
201	1,449	1,927	3	3,379	142	0	0	3,521	3,521	4,912	71.68%
202	1,631	2,065	1	3,697	153	0	0	3,850	3,850	6,119	62.92%
203	1,032	972	0	2,004	103	0	0	2,107	2,107	2,488	84.69%
204	996	1,089	1	2,086	77	0	0	2,163	2,163	3,286	65.82%
323	796	574	1	1,371	57	0	0	1,428	1,428	1,844	77.44%
332	336	221	0	557	23	0	0	580	580	698	83.09%
Totals	6,240	6,848	6	13,094	555	0	0	13,649	13,649	19,347	70.55%



**CERTIFIED COPY OF THE ORIGINAL
SHERRY HALL, COUNTY CLERK**

BY: Sherry Hall

Canvass Results

Official

Run Time 11:42 AM

Run Date 12/05/2022

Clackamas County

November 8, 2022 General Election

11/8/2022

Page 19

Official Results

Registered Voters
216733 of 313875 = 69.05%

Precincts Reporting
86 of 86 = 100.00%

State Senator, 19th District - Vote for one

Precinct	Ben Edtl Republican	Rob Wagner Democrat, Independent	Write-in (W)	Cast Votes	Undervotes	Overvotes	Miscellaneous Write-ins	Vote by Mail Ballots Cast	Total Ballots Cast	Registered Voters	Turnout Percentage
104	0	4	0	4	0	0	0	4	4	4	100.00%
131	2,075	2,996	4	5,075	238	0	0	5,313	5,313	7,110	74.73%
132	1,473	2,319	9	3,801	165	0	0	3,966	3,966	5,111	77.60%
133	548	1,040	4	1,592	60	0	0	1,652	1,652	2,199	75.13%
135	1,601	2,863	9	4,473	180	0	0	4,653	4,653	5,882	79.11%
151	749	1,474	3	2,226	85	1	0	2,312	2,312	2,885	80.14%
153	1,797	3,203	5	5,005	201	0	0	5,206	5,206	6,524	79.80%
155	909	1,832	3	2,744	144	0	0	2,888	2,888	3,859	74.84%
156	1,225	2,620	2	3,847	175	0	0	4,022	4,022	5,106	78.77%
158	1,048	2,421	5	3,474	166	0	0	3,640	3,640	4,935	73.76%
159	816	1,488	3	2,307	76	0	0	2,383	2,383	3,098	76.92%
160	486	953	0	1,439	59	0	0	1,498	1,498	1,961	76.39%
251	708	967	3	1,678	73	0	0	1,751	1,751	2,258	77.55%
280	390	661	1	1,052	45	0	0	1,097	1,097	1,525	71.93%
281	362	710	0	1,072	40	0	0	1,112	1,112	1,488	74.73%
282	131	272	0	403	16	0	0	419	419	583	71.87%
283	138	223	0	361	11	0	0	372	372	473	78.65%
284	91	173	0	264	11	0	0	275	275	343	80.17%
321	1,380	1,127	0	2,507	106	0	0	2,613	2,613	3,333	78.40%
322	640	415	1	1,056	35	0	0	1,091	1,091	1,384	78.83%

Canvass Results

Official

Run Time 11:42 AM

Run Date 12/05/2022

Clackamas County

November 8, 2022 General Election

11/8/2022

Page 20

Official Results

Registered Voters
216733 of 313875 = 69.05%

Precincts Reporting
86 of 86 = 100.00%

State Senator, 19th District - Vote for one

Precinct	Ben Edtl Republican	Rob Wagner Democrat, Independent	Write-in (W)	Cast Votes	Undervotes	Overvotes	Miscellaneous Write-ins	Vote by Mail Ballots Cast	Total Ballots Cast	Registered Voters	Turnout Percentage
323	37	22	0	59	0	0	0	59	59	72	81.95%
Totals	16,604	27,783	52	44,439	1,886	1	0	46,326	46,326	60,133	77.04%



**CERTIFIED COPY OF THE ORIGINAL
SHERRY HALL, COUNTY CLERK**

BY: Sherry Hall

Canvass Results

Official

Run Time 11:42 AM

Run Date 12/05/2022

Clackamas County

November 8, 2022 General Election

11/8/2022

Page 21

Official Results

Registered Voters
216733 of 313875 = 69.05%

Precincts Reporting
86 of 86 = 100.00%

State Senator, 20th District - Vote for one

Precinct	Mark Meek Democrat	Bill Kenemer Republican, Independent, Libertarian	Write-in (W)	Cast Votes	Undervotes	Overvotes	Miscellaneous Write-ins	Vote by Mail Ballots Cast	Total Ballots Cast	Registered Voters	Turnout Percentage
100	780	1,007	1	1,788	90	0	0	1,878	1,878	2,733	68.72%
101	1,820	1,865	5	3,690	167	0	0	3,857	3,857	6,187	62.34%
103	1,415	1,655	2	3,072	108	0	0	3,180	3,180	4,527	70.25%
104	114	90	0	204	10	0	0	214	214	328	65.24%
105	890	901	1	1,792	81	0	0	1,873	1,873	2,751	68.08%
410	1,394	1,286	5	2,685	124	0	0	2,809	2,809	5,114	54.93%
411	1,145	1,282	2	2,429	110	1	0	2,540	2,540	3,794	66.95%
412	350	454	1	805	36	0	0	841	841	1,343	62.63%
416	1,651	1,681	6	3,338	135	0	0	3,473	3,473	5,358	64.82%
417	282	481	1	764	26	0	0	790	790	1,059	74.60%
418	897	822	2	1,721	69	0	0	1,790	1,790	2,840	63.03%
420	530	269	5	804	32	0	0	836	836	1,607	52.02%
421	1,129	833	1	1,963	90	1	0	2,054	2,054	4,150	49.49%
422	667	396	5	1,068	41	0	0	1,109	1,109	1,986	55.84%
423	840	623	7	1,470	67	1	0	1,538	1,538	3,008	51.13%
503	1,810	1,420	3	3,233	88	2	0	3,323	3,323	4,458	74.54%
504	2,314	1,793	6	4,113	145	1	0	4,259	4,259	6,408	66.46%
506	1,362	1,398	3	2,763	106	0	0	2,869	2,869	4,617	62.14%
510	344	525	0	869	32	0	0	901	901	1,278	70.50%
512	50	75	1	126	4	0	0	130	130	194	67.01%

Canvass Results

Official

Run Time 11:42 AM

Run Date 12/05/2022

Clackamas County

November 8, 2022 General Election

11/8/2022

Page 22

Official Results

Registered Voters
216733 of 313875 = 69.05%

Precincts Reporting
86 of 86 = 100.00%

State Senator, 20th District - Vote for one

Precinct	Mark Meek Democrat	Bill Kenemer Republican, Independent, Libertarian	Write-in (W)	Cast Votes	Undervotes	Overvotes	Miscellaneous Write-ins	Vote by Mail Ballots Cast	Total Ballots Cast	Registered Voters	Turnout Percentage
600	2,161	1,831	4	3,996	130	1	0	4,127	4,127	6,608	62.45%
602	1,608	1,746	4	3,358	119	0	0	3,477	3,477	4,877	71.29%
604	105	121	0	226	13	0	0	239	239	308	77.60%
606	886	1,080	6	1,972	71	0	0	2,043	2,043	3,247	62.92%
608	1,791	2,457	3	4,251	147	0	0	4,398	4,398	5,920	74.29%
610	546	622	3	1,171	50	0	0	1,221	1,221	2,031	60.12%
614	1,018	930	9	1,957	52	0	0	2,009	2,009	3,293	61.01%
616	1,628	1,532	3	3,163	125	1	0	3,289	3,289	4,938	66.61%
618	276	196	0	472	15	0	0	487	487	733	66.44%
620	106	114	0	220	15	0	0	235	235	369	63.69%
630	445	331	1	777	29	1	0	807	807	1,201	67.19%
632	963	998	4	1,965	67	0	0	2,032	2,032	3,656	55.58%
Totals	31,317	30,814	94	62,225	2,394	9	0	64,628	64,628	100,921	64.04%



**CERTIFIED COPY OF THE ORIGINAL
SHERRY HALL, COUNTY CLERK**

BY: Sherry Hall

Canvass Results

Official

Run Time 11:42 AM
Run Date 12/05/2022

Clackamas County

November 8, 2022 General Election

11/8/2022

Page 23

Official Results

Registered Voters
216733 of 313875 = 69.05%

Precincts Reporting
86 of 86 = 100.00%

State Senator, 24th District - Vote for one

Precinct	Stan Catherman Republican	Kayse Jama Democrat, Independent, Working Families	Write-in (W)	Cast Votes	Undervotes	Overvotes	Miscellaneous Write-ins	Vote by Mail Ballots Cast	Total Ballots Cast	Registered Voters	Turnout Percentage
102	517	370	1	888	59	0	0	947	947	1,512	62.63%
104	0	0	0	0	0	0	0	0	0	0	0.00%
400	2,495	1,304	2	3,801	173	0	0	3,974	3,974	5,301	74.97%
405	1,307	678	1	1,986	95	1	0	2,082	2,082	2,943	70.74%
412	1,068	717	2	1,787	78	0	0	1,865	1,865	2,674	69.75%
Totals	5,387	3,069	6	8,462	405	1	0	8,868	8,868	12,430	71.34%



**CERTIFIED COPY OF THE ORIGINAL
SHERRY HALL, COUNTY CLERK**

BY: Sherry Hall

Canvass Results

Official

Run Time 11:42 AM

Run Date 12/05/2022

Clackamas County

November 8, 2022 General Election

11/8/2022

Page 24

Official Results

Registered Voters
216733 of 313875 = 69.05%

Precincts Reporting

86 of 86 = 100.00%

State Senator, 26th District - Vote for one

Precinct	Raz Mason Democrat, Independent	Daniel G Bonham Republican	Write-in (W)	Cast Votes	Undervotes	Overvotes	Miscellaneous Write-ins	Vote by Mail Ballots Cast	Total Ballots Cast	Registered Voters	Turnout Percentage
106	702	1,502	2	2,206	107	0	0	2,313	2,313	3,667	63.08%
107	546	925	0	1,471	67	0	0	1,538	1,538	2,407	63.90%
108	1,322	2,295	4	3,621	203	0	0	3,824	3,824	6,190	61.78%
122	1,060	1,725	7	2,792	155	0	0	2,947	2,947	4,544	64.85%
123	575	1,054	6	1,635	96	0	0	1,731	1,731	2,595	66.71%
124	1,087	1,840	5	2,932	159	0	0	3,091	3,091	4,068	75.98%
125	435	613	0	1,048	64	0	0	1,112	1,112	1,557	71.42%
360	1,150	2,458	3	3,611	177	0	0	3,788	3,788	6,168	61.41%
361	681	1,468	4	2,153	91	0	0	2,244	2,244	3,194	70.26%
371	80	176	0	256	11	0	0	267	267	396	67.42%
373	1,610	1,640	4	3,254	157	0	0	3,411	3,411	5,277	64.64%
404	1,395	3,083	2	4,480	200	0	0	4,680	4,680	6,826	68.56%
405	192	668	2	862	42	1	0	905	905	1,270	71.26%
412	170	234	0	404	19	0	0	423	423	541	78.19%
417	363	585	3	951	44	0	0	995	995	1,394	71.38%
510	646	1,351	1	1,998	68	0	0	2,066	2,066	2,827	73.08%
512	682	1,039	3	1,724	90	0	0	1,814	1,814	2,723	66.62%
514	1,672	3,135	4	4,811	262	0	0	5,073	5,073	6,824	74.34%
516	651	1,184	5	1,840	91	0	0	1,931	1,931	2,638	73.20%

Canvass Results

Official

Run Time 11:42 AM

Run Date 12/05/2022

Clackamas County

November 8, 2022 General Election

11/8/2022

Page 25

Official Results

Registered Voters
216733 of 313875 = 69.05%

Precincts Reporting
86 of 86 = 100.00%

State Senator, 26th District - Vote for one

Precinct	Raz Mason Democrat, Independent	Daniel G Bonham Republican	Write-in (W)	Cast Votes	Undervotes	Overvotes	Miscellaneous Write-ins	Vote by Mail Ballots Cast	Total Ballots Cast	Registered Voters	Turnout Percentage
517	574	1,357	5	1,936	87	0	0	2,023	2,023	2,738	73.89%
Totals	15,593	28,332	60	43,985	2,190	1	0	46,176	46,176	67,844	68.06%



**CERTIFIED COPY OF THE ORIGINAL
SHERRY HALL, COUNTY CLERK**

BY: *Sherry Hall*

Canvass Results

Official

Run Time 11:42 AM

Run Date 12/05/2022

Clackamas County

November 8, 2022 General Election

11/8/2022

Page 26

Official Results

Registered Voters
216733 of 313875 = 69.05%

Precincts Reporting
86 of 86 = 100.00%

State Representative, 18th District - Vote for one

Precinct	Jesse S Smith Democrat	Rick Lewis Republican	Write-in (W)	Cast Votes	Undervotes	Overvotes	Miscellaneous Write-ins	Vote by Mail Ballots Cast	Total Ballots Cast	Registered Voters	Turnout Percentage
111	980	2,750	2	3,732	223	0	0	3,955	3,955	6,756	58.54%
127	18	45	1	64	3	0	0	67	67	93	72.04%
330	773	2,520	3	3,296	160	0	0	3,456	3,456	5,019	68.86%
331	422	1,177	1	1,600	85	0	0	1,685	1,685	2,188	77.01%
350	647	2,125	3	2,775	136	0	0	2,911	2,911	4,125	70.57%
360	132	326	1	459	18	0	0	477	477	681	70.04%
361	206	473	1	680	38	0	0	718	718	1,091	65.81%
516	373	937	3	1,313	67	0	0	1,380	1,380	1,863	74.07%
517	436	1,308	3	1,747	70	1	0	1,818	1,818	2,592	70.14%
Totals	3,987	11,661	18	15,666	800	1	0	16,467	16,467	24,408	67.47%



**CERTIFIED COPY OF THE ORIGINAL
SHERRY HALL, COUNTY CLERK**

BY: Sherry Hall

Canvass Results

Official

Run Time 11:42 AM

Run Date 12/05/2022

Clackamas County

November 8, 2022 General Election

11/8/2022

Page 27

Official Results

Registered Voters
216733 of 313875 = 69.05%

Precincts Reporting
86 of 86 = 100.00%

State Representative, 26th District - Vote for one

Precinct	Jason Fields Republican	Courtney Neron Democrat, Independent, Working Families	Write-in (W)	Cast Votes	Undervotes	Overvotes	Miscellaneous Write-ins	Vote by Mail Ballots Cast	Total Ballots Cast	Registered Voters	Turnout Percentage
201	1,458	1,942	4	3,404	117	0	0	3,521	3,521	4,912	71.68%
202	1,648	2,056	4	3,708	141	1	0	3,850	3,850	6,119	62.92%
203	1,068	970	0	2,038	69	0	0	2,107	2,107	2,488	84.69%
204	1,013	1,077	0	2,090	73	0	0	2,163	2,163	3,286	65.82%
323	799	584	1	1,384	44	0	0	1,428	1,428	1,844	77.44%
332	344	218	0	562	18	0	0	580	580	698	83.09%
Totals	6,330	6,847	9	13,186	462	1	0	13,649	13,649	19,347	70.55%



**CERTIFIED COPY OF THE ORIGINAL
SHERRY HALL, COUNTY CLERK**

BY: Sherry Hall

Canvass Results

Official

Run Time 11:42 AM
Run Date 12/05/2022

Clackamas County

November 8, 2022 General Election

11/8/2022

Page 28

Official Results

Registered Voters
216733 of 313875 = 69.05%

Precincts Reporting
86 of 86 = 100.00%

State Representative, 37th District - Vote for one

Precinct	Aeric Estep Republican	Jules Walters Democrat, Independent, Working Families	Write-in (W)	Cast Votes	Undervotes	Overvotes	Miscellaneous Write-ins	Vote by Mail Ballots Cast	Total Ballots Cast	Registered Voters	Turnout Percentage
131	2,059	3,002	3	5,064	249	0	0	5,313	5,313	7,110	74.73%
132	1,429	2,373	5	3,807	159	0	0	3,966	3,966	5,111	77.60%
133	556	1,019	4	1,579	73	0	0	1,652	1,652	2,199	75.13%
135	1,572	2,880	14	4,466	175	2	0	4,643	4,643	5,882	78.94%
153	160	221	0	381	15	0	0	396	396	511	77.50%
155	24	44	0	68	13	0	0	81	81	119	68.07%
156	36	31	0	67	7	0	0	74	74	99	74.75%
160	477	937	0	1,414	84	0	0	1,498	1,498	1,961	76.39%
251	708	956	0	1,664	87	0	0	1,751	1,751	2,258	77.55%
280	39	58	0	97	8	0	0	105	105	134	78.36%
281	363	702	0	1,065	47	0	0	1,112	1,112	1,488	74.73%
284	90	171	0	261	14	0	0	275	275	343	80.17%
321	1,283	1,100	1	2,384	132	0	0	2,516	2,516	3,207	78.45%
322	613	431	1	1,045	46	0	0	1,091	1,091	1,384	78.83%
323	33	24	0	57	2	0	0	59	59	72	81.94%
Totals	9,442	13,949	28	23,419	1,111	2	0	24,532	24,532	31,878	76.96%

**CERTIFIED COPY OF THE ORIGINAL
SHERRY HALL, COUNTY CLERK**



Canvass Results

Official

Run Time 11:42 AM
Run Date 12/05/2022

Clackamas County

November 8, 2022 General Election

11/8/2022

Page 29

Official Results

Registered Voters
216733 of 313875 = 69.05%

Precincts Reporting
86 of 86 = 100.00%

State Representative, 38th District - Vote for one

Precinct	Alistair Firmin Republican, Independent	Daniel Nguyen Democrat	Write-in (W)	Cast Votes	Undervotes	Overvotes	Miscellaneous Write-ins	Vote by Mail Ballots Cast	Total Ballots Cast	Registered Voters	Turnout Percentage
104	0	4	0	4	0	0	0	4	4	4	100.00%
135	0	7	0	7	3	0	0	10	10	11	90.91%
151	882	1,346	0	2,228	84	0	0	2,312	2,312	2,885	80.14%
153	1,852	2,771	1	4,624	186	0	0	4,810	4,810	6,013	79.99%
155	1,044	1,635	0	2,679	128	0	0	2,807	2,807	3,740	75.05%
156	1,315	2,454	2	3,771	177	0	0	3,948	3,948	5,007	78.85%
158	1,169	2,285	4	3,458	182	0	0	3,640	3,640	4,935	73.76%
159	953	1,355	5	2,313	70	0	0	2,383	2,383	3,098	76.92%
280	397	552	1	950	42	0	0	992	992	1,391	71.32%
281	0	0	0	0	0	0	0	0	0	0	0.00%
282	130	273	0	403	16	0	0	419	419	583	71.87%
283	161	201	0	362	10	0	0	372	372	473	78.65%
321	53	41	0	94	3	0	0	97	97	126	76.98%
Totals	7,956	12,924	13	20,893	901	0	0	21,794	21,794	28,266	77.10%



**CERTIFIED COPY OF THE ORIGINAL
SHERRY HALL, COUNTY CLERK**

BY: *Sherry Hall*

Canvass Results

Official

Run Time 11:42 AM
Run Date 12/05/2022

Clackamas County

November 8, 2022 General Election

11/8/2022

Page 30

Official Results

Registered Voters
216733 of 313875 = 69.05%
Precincts Reporting
86 of 86 = 100.00%

State Representative, 39th District - Vote for one

Precinct	Janelle S Bynum Democrat, Independent	Kori Haynes Republican	Write-in (W)	Cast Votes	Undervotes	Overvotes	Miscellaneous Write-ins	Vote by Mail Ballots Cast	Total Ballots Cast	Registered Voters	Turnout Percentage
100	871	915	5	1,791	86	1	0	1,878	1,878	2,733	68.72%
101	1,955	1,721	6	3,682	175	0	0	3,857	3,857	6,187	62.34%
103	1,567	1,460	8	3,035	145	0	0	3,180	3,180	4,527	70.25%
104	117	86	1	204	10	0	0	214	214	328	65.24%
105	978	822	4	1,804	69	0	0	1,873	1,873	2,751	68.08%
410	1,507	1,166	2	2,675	134	0	0	2,809	2,809	5,114	54.93%
411	1,292	1,132	2	2,426	114	0	0	2,540	2,540	3,794	66.95%
412	390	415	1	806	35	0	0	841	841	1,343	62.62%
416	1,797	1,533	3	3,333	140	0	0	3,473	3,473	5,358	64.82%
417	314	444	0	758	32	0	0	790	790	1,059	74.60%
418	951	764	1	1,716	74	0	0	1,790	1,790	2,840	63.03%
420	547	241	2	790	46	0	0	836	836	1,607	52.02%
421	1,209	751	1	1,961	92	1	0	2,054	2,054	4,150	49.49%
422	687	366	7	1,060	49	0	0	1,109	1,109	1,986	55.84%
423	902	543	5	1,450	87	1	0	1,538	1,538	3,008	51.13%
506	143	117	0	260	12	0	0	272	272	695	39.14%
630	451	325	0	776	31	0	0	807	807	1,201	67.19%
Totals	15,678	12,801	48	28,527	1,331	3	0	29,861	29,861	48,681	61.34%



**CERTIFIED COPY OF THE ORIGINAL
SHERRY HALL, COUNTY CLERK**

BY: *Sherry Hall*

Canvass Results

Official

Run Time 11:42 AM
Run Date 12/05/2022

Clackamas County

November 8, 2022 General Election

11/8/2022

Page 31

Official Results

Registered Voters
216733 of 313875 = 69.05%

Precincts Reporting
86 of 86 = 100.00%

State Representative, 40th District - Vote for one

Precinct	Adam Baker Republican, Libertarian	Annessa Hartman Democrat, Independent	Write-in (W)	Cast Votes	Undervotes	Overvotes	Miscellaneous Write-ins	Vote by Mail Ballots Cast	Total Ballots Cast	Registered Voters	Turnout Percentage
503	1,395	1,780	5	3,180	143	0	0	3,323	3,323	4,458	74.54%
504	1,743	2,293	7	4,043	216	0	0	4,259	4,259	6,408	66.46%
506	1,261	1,203	3	2,467	130	0	0	2,597	2,597	3,922	66.22%
510	523	334	1	858	43	0	0	901	901	1,278	70.50%
512	70	54	0	124	6	0	0	130	130	194	67.01%
600	1,780	2,183	1	3,964	162	1	0	4,127	4,127	6,608	62.45%
602	1,746	1,554	2	3,302	175	0	0	3,477	3,477	4,877	71.29%
604	131	102	0	233	6	0	0	239	239	308	77.60%
606	1,056	878	4	1,938	105	0	0	2,043	2,043	3,247	62.92%
608	2,467	1,703	2	4,172	226	0	0	4,398	4,398	5,920	74.29%
610	606	548	0	1,154	67	0	0	1,221	1,221	2,031	60.12%
614	896	1,029	0	1,925	84	0	0	2,009	2,009	3,293	61.01%
616	1,473	1,648	6	3,127	162	0	0	3,289	3,289	4,938	66.61%
618	198	270	1	469	18	0	0	487	487	733	66.44%
620	115	102	0	217	18	0	0	235	235	369	63.69%
632	991	951	3	1,945	87	0	0	2,032	2,032	3,656	55.58%
Totals	16,451	16,632	35	33,118	1,648	1	0	34,767	34,767	52,240	66.55%



**CERTIFIED COPY OF THE ORIGINAL
SHERRY HALL, COUNTY CLERK**

BY: *Sherry Hall*

Canvass Results

Official

Run Time 11:42 AM

Run Date 12/05/2022

Clackamas County

November 8, 2022 General Election

11/8/2022

Page 32

Official Results

Registered Voters
216733 of 313875 = 69.05%

Precincts Reporting
86 of 86 = 100.00%

State Representative, 41st District - Vote for one

Precinct	Mark F Gamba Democrat, Independent, Working Families	Rob Reynolds Republican	Write-in (W)	Write-in (W)	Cast Votes	Undervotes	Overvotes	Miscellaneous Write-ins	Vote by Mail Ballots Cast	Total Ballots Cast	Registered Voters	Turnout Percentage
104	154	64	0	1	219	13	0	0	232	232	282	82.27%
420	906	486	0	1	1,393	77	0	0	1,470	1,470	2,028	72.49%
500	661	382	1	2	1,046	54	0	0	1,100	1,100	1,741	63.18%
501	2,349	886	0	1	3,236	130	0	0	3,366	3,366	4,827	69.73%
502	2,350	1,233	0	5	3,588	146	0	0	3,734	3,734	5,537	67.44%
622	1,297	624	0	1	1,922	91	1	0	2,014	2,014	2,833	71.09%
626	2,600	890	1	6	3,497	176	1	0	3,674	3,674	5,444	67.49%
630	3,150	1,444	0	6	4,600	182	0	0	4,782	4,782	6,745	70.90%
Totals	13,467	6,009	2	23	19,501	869	2	0	20,372	20,372	29,437	69.21%



**CERTIFIED COPY OF THE ORIGINAL
SHERRY HALL, COUNTY CLERK**

BY: *Sherry Hall*

Canvass Results

Official

Run Time 11:42 AM
Run Date 12/05/2022

Clackamas County

November 8, 2022 General Election

11/8/2022

Page 33

Official Results

Registered Voters
216733 of 313875 = 69.05%

Precincts Reporting
86 of 86 = 100.00%

State Representative, 48th District - Vote for one

Precinct	John Masterman Republican	Hoa H Nguyen Democrat, Working Families, Independent	Write-in (W)	Cast Votes	Undervotes	Overvotes	Miscellaneous Write-ins	Vote by Mail Ballots Cast	Total Ballots Cast	Registered Voters	Turnout Percentage
102	513	364	1	878	67	2	0	947	947	1,512	62.63%
104	0	0	0	0	0	0	0	0	0	0	0.00%
400	2,496	1,296	1	3,793	181	0	0	3,974	3,974	5,301	74.97%
405	1,304	667	1	1,972	110	0	0	2,082	2,082	2,943	70.74%
412	1,081	703	0	1,784	81	0	0	1,865	1,865	2,674	69.75%
Totals	5,394	3,030	3	8,427	439	2	0	8,868	8,868	12,430	71.34%



**CERTIFIED COPY OF THE ORIGINAL
SHERRY HALL, COUNTY CLERK**

BY: Sherry Hall

Canvass Results

Official

Run Time 11:42 AM
Run Date 12/05/2022

Clackamas County

November 8, 2022 General Election

11/8/2022

Page 34

Official Results

Registered Voters
216733 of 313875 = 69.05%

Precincts Reporting
86 of 86 = 100.00%

State Representative, 51st District - Vote for one

Precinct	Walt Trandum Democrat, Progressive	James Hieb Republican	Write-in (W)	Cast Votes	Undervotes	Overvotes	Miscellaneous Write-ins	Vote by Mail Ballots Cast	Total Ballots Cast	Registered Voters	Turnout Percentage
106	637	1,532	6	2,175	138	0	0	2,313	2,313	3,667	63.08%
107	505	948	2	1,455	83	0	0	1,538	1,538	2,407	63.90%
108	1,224	2,340	11	3,575	249	0	0	3,824	3,824	6,190	61.78%
122	1,012	1,722	12	2,746	201	0	0	2,947	2,947	4,544	64.85%
123	571	1,006	10	1,587	144	0	0	1,731	1,731	2,595	66.71%
124	1,079	1,773	17	2,869	222	0	0	3,091	3,091	4,068	75.98%
125	425	591	9	1,025	87	0	0	1,112	1,112	1,557	71.42%
360	1,077	2,484	5	3,566	222	0	0	3,788	3,788	6,168	61.41%
361	571	1,318	5	1,894	112	0	0	2,006	2,006	2,819	71.16%
371	8	28	0	36	3	0	0	39	39	56	69.64%
404	428	734	1	1,163	62	0	0	1,225	1,225	1,870	65.51%
412	153	237	1	391	32	0	0	423	423	541	78.19%
417	333	606	3	942	53	0	0	995	995	1,394	71.38%
510	604	1,353	8	1,965	101	0	0	2,066	2,066	2,827	73.08%
512	635	1,054	6	1,695	119	0	0	1,814	1,814	2,917	62.19%
514	1,538	3,193	10	4,741	332	0	0	5,073	5,073	6,824	74.34%
516	616	1,185	4	1,805	126	0	0	1,931	1,931	2,644	73.03%
517	552	1,367	3	1,922	101	0	0	2,023	2,023	2,738	73.89%
Totals	11,968	23,471	113	35,552	2,387	0	0	37,939	37,939	55,826	67.96%



**CERTIFIED COPY OF THE ORIGINAL
SHERRY HALL, COUNTY CLERK**

BY: *Sherry Hall*

Canvass Results

Official

Run Time 11:42 AM

Run Date 12/05/2022

Clackamas County

November 8, 2022 General Election

11/8/2022

Page 35

Official Results

Registered Voters
216733 of 313875 = 69.05%

Precincts Reporting
86 of 86 = 100.00%

State Representative, 52nd District - Vote for one

Precinct	Darcy Long Democrat, Independent, Working Families	Jeff Helfrich Republican	Write-in (W)	Cast Votes	Undervotes	Overvotes	Miscellaneous Write-ins	Vote by Mail Ballots Cast	Total Ballots Cast	Registered Voters	Turnout Percentage
361	71	158	0	229	9	0	0	238	238	375	63.47%
371	77	143	0	220	8	0	0	228	228	396	57.58%
373	1,592	1,681	2	3,275	136	0	0	3,411	3,411	5,277	64.64%
404	979	2,342	1	3,322	132	1	0	3,455	3,455	4,956	69.71%
405	189	671	0	860	45	0	0	905	905	1,270	71.26%
Totals	2,908	4,995	3	7,906	330	1	0	8,237	8,237	12,274	67.11%



**CERTIFIED COPY OF THE ORIGINAL
SHERRY HALL, COUNTY CLERK**

BY: *Sherry Hall*

Canvass Results

Official

Run Time 11:42 AM
Run Date 12/05/2022

Clackamas County

November 8, 2022 General Election

11/8/2022

Page 36

Official Results

Registered Voters
216733 of 313875 = 69.05%

Precincts Reporting
86 of 86 = 100.00%

State Representative, 57th District - Vote for one

Precinct	Greg Smith Republican, Democrat	Cast Votes	Undervotes	Overvotes	Miscellaneous Write-ins	Vote by Mail Ballots Cast	Total Ballots Cast	Registered Voters	Turnout Percentage
359	0	0	0	0	0	0	0	0	0.00%
Totals	0	0	0	0	0	0	0	0	0.00%



**CERTIFIED COPY OF THE ORIGINAL
SHERRY HALL, COUNTY CLERK**

BY: Sherry Hall

Canvass Results

Official

Run Time 11:42 AM

Run Date 12/05/2022

Clackamas County

November 8, 2022 General Election

11/8/2022

Page 37

Official Results

Registered Voters
216733 of 313875 = 69.05%

Precincts Reporting
86 of 86 = 100.00%

Commissioner of the Bureau of Labor and Industries (BOLI) - Vote for one

Precinct	Christina E Stephenson	Cheri Helt	Write-in (W)	Cast Votes	Undervotes	Overvotes	Miscellaneous Write-ins	Vote by Mail Ballots Cast	Total Ballots Cast	Registered Voters	Turnout Percentage
100	737	617	7	1,361	516	1	0	1,878	1,878	2,733	68.72%
101	1,621	1,194	17	2,832	1,025	0	0	3,857	3,857	6,187	62.34%
102	353	332	4	689	258	0	0	947	947	1,512	62.63%
103	1,312	1,002	9	2,323	857	0	0	3,180	3,180	4,527	70.25%
104	229	107	3	339	111	0	0	450	450	614	73.29%
105	802	594	4	1,400	473	0	0	1,873	1,873	2,751	68.08%
106	738	933	15	1,686	627	0	0	2,313	2,313	3,667	63.08%
107	583	536	11	1,130	408	0	0	1,538	1,538	2,407	63.90%
108	1,358	1,492	21	2,871	953	0	0	3,824	3,824	6,190	61.78%
111	1,203	1,700	29	2,932	1,023	0	0	3,955	3,955	6,756	58.54%
122	1,100	1,073	10	2,183	764	0	0	2,947	2,947	4,544	64.85%
123	590	643	7	1,240	491	0	0	1,731	1,731	2,595	66.71%
124	1,085	1,186	7	2,278	813	0	0	3,091	3,091	4,068	75.98%
125	443	375	6	824	288	0	0	1,112	1,112	1,557	71.42%
127	17	35	0	52	15	0	0	67	67	93	72.04%
131	2,432	1,439	15	3,886	1,427	0	0	5,313	5,313	7,110	74.73%
132	1,923	1,027	12	2,962	1,004	0	0	3,966	3,966	5,111	77.60%
133	826	400	0	1,226	426	0	0	1,652	1,652	2,199	75.13%
135	2,321	1,096	20	3,437	1,215	1	0	4,653	4,653	5,882	79.11%
151	1,167	533	2	1,702	610	0	0	2,312	2,312	2,885	80.14%

Canvass Results

Official

Run Time 11:42 AM
Run Date 12/05/2022

Clackamas County

November 8, 2022 General Election

11/8/2022

Page 38

Official Results

Registered Voters
216733 of 313875 = 69.05%

Precincts Reporting
86 of 86 = 100.00%

Commissioner of the Bureau of Labor and Industries (BOLI) - Vote for one

Precinct	Christina E Stephenson	Cheri Helt	Write-in (W)	Cast Votes	Undervotes	Overvotes	Miscellaneous Write-ins	Vote by Mail Ballots Cast	Total Ballots Cast	Registered Voters	Turnout Percentage
153	2,552	1,214	14	3,780	1,424	2	0	5,206	5,206	6,524	79.80%
155	1,428	616	7	2,051	837	0	0	2,888	2,888	3,859	74.84%
156	2,077	876	7	2,960	1,061	1	0	4,022	4,022	5,106	78.77%
158	1,912	745	6	2,663	977	0	0	3,640	3,640	4,935	73.76%
159	1,171	560	6	1,737	646	0	0	2,383	2,383	3,098	76.92%
160	755	354	2	1,111	387	0	0	1,498	1,498	1,961	76.39%
201	1,599	1,009	12	2,620	900	1	0	3,521	3,521	4,912	71.68%
202	1,825	1,079	12	2,916	932	2	0	3,850	3,850	6,119	62.92%
203	935	608	3	1,546	561	0	0	2,107	2,107	2,488	84.69%
204	976	656	5	1,637	526	0	0	2,163	2,163	3,286	65.82%
251	812	522	5	1,339	412	0	0	1,751	1,751	2,258	77.55%
280	577	265	2	844	253	0	0	1,097	1,097	1,525	71.93%
281	564	273	5	842	270	0	0	1,112	1,112	1,488	74.73%
282	244	92	3	339	80	0	0	419	419	583	71.87%
283	164	103	1	268	104	0	0	372	372	473	78.65%
284	150	56	1	207	68	0	0	275	275	343	80.17%
321	1,010	913	9	1,932	681	0	0	2,613	2,613	3,333	78.40%
322	366	444	2	812	279	0	0	1,091	1,091	1,384	78.83%
323	527	584	13	1,124	363	0	0	1,487	1,487	1,916	77.61%
330	922	1,653	23	2,598	858	0	0	3,456	3,456	5,019	68.86%

Canvass Results

Official

Run Time 11:42 AM

Run Date 12/05/2022

Clackamas County

November 8, 2022 General Election

11/8/2022

Page 39

Official Results

Registered Voters
216733 of 313875 = 69.05%

Precincts Reporting
86 of 86 = 100.00%

Commissioner of the Bureau of Labor and Industries (BOLI) - Vote for one

Precinct	Christina E Stephenson	Cheri Helt	Write-in (W)	Cast Votes	Undervotes	Overvotes	Miscellaneous Write-ins	Vote by Mail Ballots Cast	Total Ballots Cast	Registered Voters	Turnout Percentage
331	489	729	9	1,227	458	0	0	1,685	1,685	2,188	77.01%
332	192	234	4	430	150	0	0	580	580	698	83.09%
350	776	1,362	22	2,160	751	0	0	2,911	2,911	4,125	70.57%
359	0	0	0	0	0	0	0	0	0	0	0.00%
360	1,297	1,810	20	3,127	1,137	1	0	4,265	4,265	6,168	69.15%
361	942	1,220	9	2,171	791	0	0	2,962	2,962	4,285	69.12%
371	84	111	1	196	71	0	0	267	267	396	67.42%
373	1,444	1,018	16	2,478	933	0	0	3,411	3,411	5,277	64.64%
400	1,272	1,583	15	2,870	1,102	2	0	3,974	3,974	5,301	74.97%
404	1,412	1,962	14	3,388	1,292	0	0	4,680	4,680	6,826	68.56%
405	889	1,257	14	2,160	827	0	0	2,987	2,987	4,213	70.90%
410	1,314	811	15	2,140	669	0	0	2,809	2,809	5,114	54.93%
411	1,038	784	7	1,829	711	0	0	2,540	2,540	3,794	66.95%
412	1,201	1,097	3	2,301	828	0	0	3,129	3,129	4,558	68.65%
416	1,497	1,001	13	2,511	962	0	0	3,473	3,473	5,358	64.82%
417	653	705	1	1,359	425	1	0	1,785	1,785	2,453	72.77%
418	838	492	8	1,338	452	0	0	1,790	1,790	2,840	63.03%
420	1,205	537	7	1,749	557	0	0	2,306	2,306	3,665	62.92%
421	981	538	6	1,525	529	0	0	2,054	2,054	4,150	49.49%
422	595	272	9	876	233	0	0	1,109	1,109	1,986	55.84%

Canvass Results

Official

Run Time 11:42 AM
Run Date 12/05/2022

Clackamas County

November 8, 2022 General Election

11/8/2022

Page 40

Official Results

Registered Voters
216733 of 313875 = 69.05%

Precincts Reporting
86 of 86 = 100.00%

Commissioner of the Bureau of Labor and Industries (BOLI) - Vote for one

Precinct	Christina E Stephenson	Cheri Helt	Write-in (W)	Cast Votes	Undervotes	Overvotes	Miscellaneous Write-ins	Vote by Mail Ballots Cast	Total Ballots Cast	Registered Voters	Turnout Percentage
423	742	411	11	1,164	374	0	0	1,538	1,538	3,008	51.13%
500	541	279	5	825	274	1	0	1,100	1,100	1,741	63.18%
501	1,976	634	13	2,623	743	0	0	3,366	3,366	4,827	69.73%
502	1,982	894	14	2,890	844	0	0	3,734	3,734	5,537	67.44%
503	1,630	915	16	2,561	762	0	0	3,323	3,323	4,458	74.54%
504	2,060	1,152	16	3,228	1,031	0	0	4,259	4,259	6,408	66.46%
506	1,325	924	11	2,260	608	1	0	2,869	2,869	4,617	62.14%
510	1,037	1,230	8	2,275	692	0	0	2,967	2,967	4,105	72.28%
512	762	719	7	1,488	456	0	0	1,944	1,944	2,917	66.64%
514	1,647	2,095	16	3,758	1,315	0	0	5,073	5,073	6,824	74.34%
516	1,036	1,399	17	2,452	859	0	0	3,311	3,311	4,507	73.46%
517	1,154	1,716	22	2,892	948	1	0	3,841	3,841	5,330	72.06%
600	1,919	1,233	13	3,165	962	0	0	4,127	4,127	6,608	62.45%
602	1,545	1,025	9	2,579	898	0	0	3,477	3,477	4,877	71.29%
604	109	86	0	195	44	0	0	239	239	308	77.60%
606	810	665	13	1,488	555	0	0	2,043	2,043	3,247	62.92%
608	1,726	1,625	6	3,357	1,041	0	0	4,398	4,398	5,920	74.29%
610	525	370	7	902	319	0	0	1,221	1,221	2,031	60.12%
614	958	602	11	1,571	438	0	0	2,009	2,009	3,293	61.01%
616	1,442	962	9	2,413	876	0	0	3,289	3,289	4,938	66.61%

Canvass Results

Official

Run Time 11:42 AM
Run Date 12/05/2022

Clackamas County

November 8, 2022 General Election

11/8/2022

Page 41

Official Results

Registered Voters
216733 of 313875 = 69.05%
Precincts Reporting
86 of 86 = 100.00%

Commissioner of the Bureau of Labor and Industries (BOLI) - Vote for one

Precinct	Christina E Stephenson	Cheri Helt	Write-in (W)	Cast Votes	Undervotes	Overvotes	Miscellaneous Write-ins	Vote by Mail Ballots Cast	Total Ballots Cast	Registered Voters	Turnout Percentage
618	247	113	3	363	124	0	0	487	487	733	66.44%
620	99	70	0	169	66	0	0	235	235	369	63.69%
622	1,093	457	1	1,551	463	0	0	2,014	2,014	2,833	71.09%
626	2,164	705	14	2,883	791	0	0	3,674	3,674	5,444	67.49%
630	3,094	1,278	25	4,397	1,192	0	0	5,589	5,589	7,946	70.34%
632	863	674	10	1,547	485	0	0	2,032	2,032	3,656	55.58%
Totals	92,011	68,692	807	161,510	54,961	15	0	216,486	216,486	313,875	68.97%



**CERTIFIED COPY OF THE ORIGINAL
SHERRY HALL, COUNTY CLERK**

BY: 

Canvass Results

Official

Run Time 11:42 AM
Run Date 12/05/2022

Clackamas County

November 8, 2022 General Election

11/8/2022

Page 42

Official Results

Registered Voters
216733 of 313875 = 69.05%

Precincts Reporting
86 of 86 = 100.00%

Judge of the Court of Appeals, Position 10 - Vote for one

Precinct	Kristina Hellman - Incumbent	Write-in (W)	Cast Votes	Undervotes	Overvotes	Miscellaneous Write-ins	Vote by Mail Ballots Cast	Total Ballots Cast	Registered Voters	Turnout Percentage
100	886	13	899	979	0	0	1,878	1,878	2,733	68.72%
101	1,963	36	1,999	1,858	0	0	3,857	3,857	6,187	62.34%
102	423	16	439	508	0	0	947	947	1,512	62.63%
103	1,527	24	1,551	1,629	0	0	3,180	3,180	4,527	70.25%
104	205	7	212	238	0	0	450	450	614	73.29%
105	990	12	1,002	871	0	0	1,873	1,873	2,751	68.08%
106	1,076	35	1,111	1,202	0	0	2,313	2,313	3,667	63.08%
107	772	21	793	744	1	0	1,538	1,538	2,407	63.90%
108	1,885	40	1,925	1,898	1	0	3,824	3,824	6,190	61.78%
111	2,061	56	2,117	1,838	0	0	3,955	3,955	6,756	58.54%
122	1,600	24	1,624	1,323	0	0	2,947	2,947	4,544	64.85%
123	874	28	902	829	0	0	1,731	1,731	2,595	66.71%
124	1,521	30	1,551	1,540	0	0	3,091	3,091	4,068	75.98%
125	532	9	541	571	0	0	1,112	1,112	1,557	71.42%
127	33	2	35	32	0	0	67	67	93	72.04%
131	2,758	39	2,797	2,516	0	0	5,313	5,313	7,110	74.73%
132	2,011	26	2,037	1,929	0	0	3,966	3,966	5,111	77.60%
133	854	11	865	787	0	0	1,652	1,652	2,199	75.13%
135	2,370	44	2,414	2,238	1	0	4,653	4,653	5,882	79.11%
151	1,256	10	1,266	1,046	0	0	2,312	2,312	2,885	80.14%

Canvass Results

Official

Run Time 11:42 AM

Run Date 12/05/2022

Clackamas County

November 8, 2022 General Election

11/8/2022

Page 43

Official Results

Registered Voters
216733 of 313875 = 69.05%

Precincts Reporting
86 of 86 = 100.00%

Judge of the Court of Appeals, Position 10 - Vote for one

Precinct	Kristina Hellman - Incumbent	Write-in (W)	Cast Votes	Undervotes	Overvotes	Miscellaneous Write-ins	Vote by Mail Ballots Cast	Total Ballots Cast	Registered Voters	Turnout Percentage
153	2,747	25	2,772	2,434	0	0	5,206	5,206	6,524	79.80%
155	1,586	15	1,601	1,287	0	0	2,888	2,888	3,859	74.84%
156	2,241	22	2,263	1,759	0	0	4,022	4,022	5,106	78.77%
158	1,988	18	2,006	1,634	0	0	3,640	3,640	4,935	73.76%
159	1,267	15	1,282	1,101	0	0	2,383	2,383	3,098	76.92%
160	797	14	811	687	0	0	1,498	1,498	1,961	76.39%
201	1,874	27	1,901	1,620	0	0	3,521	3,521	4,912	71.68%
202	2,076	27	2,103	1,747	0	0	3,850	3,850	6,119	62.92%
203	1,146	13	1,159	948	0	0	2,107	2,107	2,488	84.69%
204	1,138	19	1,157	1,006	0	0	2,163	2,163	3,286	65.82%
251	910	13	923	828	0	0	1,751	1,751	2,258	77.55%
280	604	4	608	489	0	0	1,097	1,097	1,525	71.93%
281	578	15	593	519	0	0	1,112	1,112	1,488	74.73%
282	240	5	245	174	0	0	419	419	583	71.87%
283	190	1	191	181	0	0	372	372	473	78.65%
284	166	0	166	109	0	0	275	275	343	80.17%
321	1,200	18	1,218	1,395	0	0	2,613	2,613	3,333	78.40%
322	469	6	475	616	0	0	1,091	1,091	1,384	78.83%
323	652	28	680	807	0	0	1,487	1,487	1,916	77.61%
330	1,385	60	1,445	2,011	0	0	3,456	3,456	5,019	68.86%

Canvass Results

Official

Run Time 11:42 AM

Run Date 12/05/2022

Clackamas County

November 8, 2022 General Election

11/8/2022

Page 44

Official Results

Registered Voters
216733 of 313875 = 69.05%

Precincts Reporting
86 of 86 = 100.00%

Judge of the Court of Appeals, Position 10 - Vote for one

Precinct	Kristina Hellman - Incumbent	Write-in (W)	Cast Votes	Undervotes	Overvotes	Miscellaneous Write-ins	Vote by Mail Ballots Cast	Total Ballots Cast	Registered Voters	Turnout Percentage
331	740	21	761	924	0	0	1,685	1,685	2,188	77.01%
332	250	8	258	322	0	0	580	580	698	83.09%
350	1,186	44	1,230	1,681	0	0	2,911	2,911	4,125	70.57%
359	0	0	0	0	0	0	0	0	0	0.00%
360	1,875	48	1,923	2,342	0	0	4,265	4,265	6,168	69.15%
361	1,248	41	1,289	1,673	0	0	2,962	2,962	4,285	69.12%
371	124	1	125	142	0	0	267	267	396	67.42%
373	1,545	41	1,586	1,825	0	0	3,411	3,411	5,277	64.64%
400	1,646	55	1,701	2,273	0	0	3,974	3,974	5,301	74.97%
404	1,988	41	2,029	2,651	0	0	4,680	4,680	6,826	68.56%
405	1,283	43	1,326	1,660	1	0	2,987	2,987	4,213	70.90%
410	1,463	41	1,504	1,305	0	0	2,809	2,809	5,114	54.93%
411	1,213	28	1,241	1,299	0	0	2,540	2,540	3,794	66.95%
412	1,447	31	1,478	1,651	0	0	3,129	3,129	4,558	68.65%
416	1,709	39	1,748	1,725	0	0	3,473	3,473	5,358	64.82%
417	827	13	840	945	0	0	1,785	1,785	2,453	72.77%
418	839	11	850	940	0	0	1,790	1,790	2,840	63.03%
420	1,133	22	1,155	1,151	0	0	2,306	2,306	3,665	62.92%
421	1,102	13	1,115	939	0	0	2,054	2,054	4,150	49.49%
422	597	22	619	490	0	0	1,109	1,109	1,986	55.84%

Canvass Results

Official

Run Time 11:42 AM

Run Date 12/05/2022

Clackamas County

November 8, 2022 General Election

11/8/2022

Page 45

Official Results

Registered Voters
216733 of 313875 = 69.05%

Precincts Reporting
86 of 86 = 100.00%

Judge of the Court of Appeals, Position 10 - Vote for one

Precinct	Kristina Hellman - Incumbent	Write-in (W)	Cast Votes	Undervotes	Overvotes	Miscellaneous Write-ins	Vote by Mail Ballots Cast	Total Ballots Cast	Registered Voters	Turnout Percentage
423	789	31	820	718	0	0	1,538	1,538	3,008	51.13%
500	569	12	581	518	1	0	1,100	1,100	1,741	63.18%
501	1,851	27	1,878	1,488	0	0	3,366	3,366	4,827	69.73%
502	1,904	33	1,937	1,797	0	0	3,734	3,734	5,537	67.44%
503	1,672	25	1,697	1,626	0	0	3,323	3,323	4,458	74.54%
504	2,213	45	2,258	2,001	0	0	4,259	4,259	6,408	66.46%
506	1,552	32	1,584	1,285	0	0	2,869	2,869	4,617	62.14%
510	1,416	28	1,444	1,523	0	0	2,967	2,967	4,105	72.28%
512	929	19	948	996	0	0	1,944	1,944	2,917	66.64%
514	2,103	54	2,157	2,916	0	0	5,073	5,073	6,824	74.34%
516	1,456	59	1,515	1,796	0	0	3,311	3,311	4,507	73.46%
517	1,647	56	1,703	2,137	1	0	3,841	3,841	5,330	72.06%
600	2,168	51	2,219	1,908	0	0	4,127	4,127	6,608	62.45%
602	1,717	22	1,739	1,738	0	0	3,477	3,477	4,877	71.29%
604	131	1	132	107	0	0	239	239	308	77.60%
606	1,044	25	1,069	974	0	0	2,043	2,043	3,247	62.92%
608	2,204	41	2,245	2,153	0	0	4,398	4,398	5,920	74.29%
610	629	15	644	577	0	0	1,221	1,221	2,031	60.12%
614	1,029	21	1,050	959	0	0	2,009	2,009	3,293	61.01%
616	1,608	33	1,641	1,648	0	0	3,289	3,289	4,938	66.61%

Canvass Results

Official

Run Time: 11:42 AM

Run Date: 12/05/2022

Clackamas County

November 8, 2022 General Election

11/8/2022

Page 46

Official Results

Registered Voters
216733 of 313875 = 69.05%

Precincts Reporting
86 of 86 = 100.00%

Judge of the Court of Appeals, Position 10 - Vote for one

Precinct	Kristina Hellman - Incumbent	Write-in (W)	Cast Votes	Undervotes	Overvotes	Miscellaneous Write-ins	Vote by Mail Ballots Cast	Total Ballots Cast	Registered Voters	Turnout Percentage
618	244	5	249	238	0	0	487	487	733	66.44%
620	128	1	129	106	0	0	235	235	369	63.69%
622	1,055	17	1,072	942	0	0	2,014	2,014	2,833	71.09%
626	1,884	23	1,907	1,766	1	0	3,674	3,674	5,444	67.49%
630	2,830	47	2,877	2,712	0	0	5,589	5,589	7,946	70.34%
632	1,078	28	1,106	926	0	0	2,032	2,032	3,656	55.58%
Totals	106,916	2,142	109,058	107,421	7	0	216,486	216,486	313,875	68.97%



**CERTIFIED COPY OF THE ORIGINAL
SHERRY HALL, COUNTY CLERK**

BY: Sherry Hall

Canvass Results

Official

Run Time 11:42 AM

Run Date 12/05/2022

Clackamas County

November 8, 2022 General Election

11/8/2022

Page 47

Official Results

Registered Voters
216733 of 313875 = 69.05%

Precincts Reporting
86 of 86 = 100.00%

Judge of the Court of Appeals, Position 11 - Vote for one

Precinct	Anna M Joyce - Incumbent	Write-in (W)	Cast Votes	Undervotes	Overvotes	Miscellaneous Write-ins	Vote by Mail Ballots Cast	Total Ballots Cast	Registered Voters	Turnout Percentage
100	857	11	868	1,010	0	0	1,878	1,878	2,733	68.72%
101	1,876	32	1,908	1,949	0	0	3,857	3,857	6,187	62.34%
102	409	14	423	524	0	0	947	947	1,512	62.63%
103	1,453	21	1,474	1,705	1	0	3,180	3,180	4,527	70.25%
104	195	6	201	249	0	0	450	450	614	73.29%
105	957	13	970	903	0	0	1,873	1,873	2,751	68.08%
106	1,044	30	1,074	1,239	0	0	2,313	2,313	3,667	63.08%
107	742	19	761	775	2	0	1,538	1,538	2,407	63.90%
108	1,808	38	1,846	1,978	0	0	3,824	3,824	6,190	61.78%
111	1,983	48	2,031	1,924	0	0	3,955	3,955	6,756	58.54%
122	1,534	21	1,555	1,392	0	0	2,947	2,947	4,544	64.85%
123	839	26	865	866	0	0	1,731	1,731	2,595	66.71%
124	1,456	30	1,486	1,605	0	0	3,091	3,091	4,068	75.98%
125	510	9	519	593	0	0	1,112	1,112	1,557	71.42%
127	34	2	36	31	0	0	67	67	93	72.04%
131	2,609	42	2,651	2,662	0	0	5,313	5,313	7,110	74.73%
132	1,921	21	1,942	2,024	0	0	3,966	3,966	5,111	77.60%
133	804	10	814	838	0	0	1,652	1,652	2,199	75.13%
135	2,256	44	2,300	2,352	1	0	4,653	4,653	5,882	79.11%
151	1,187	8	1,195	1,117	0	0	2,312	2,312	2,885	80.14%

Canvass Results

Official

Run Time 11:42 AM

Run Date 12/05/2022

Clackamas County

November 8, 2022 General Election

11/8/2022

Page 48

Official Results

Registered Voters

216733 of 313875 = 69.05%

Precincts Reporting

86 of 86 = 100.00%

Judge of the Court of Appeals, Position 11 - Vote for one

Precinct	Anna M Joyce - Incumbent	Write-in (W)	Cast Votes	Undervotes	Overvotes	Miscellaneous Write-ins	Vote by Mail Ballots Cast	Total Ballots Cast	Registered Voters	Turnout Percentage
153	2,629	30	2,659	2,547	0	0	5,206	5,206	6,524	79.80%
155	1,501	18	1,519	1,369	0	0	2,888	2,888	3,859	74.84%
156	2,131	26	2,157	1,865	0	0	4,022	4,022	5,106	78.77%
158	1,890	19	1,909	1,731	0	0	3,640	3,640	4,935	73.76%
159	1,208	16	1,224	1,159	0	0	2,383	2,383	3,098	76.92%
160	751	17	768	730	0	0	1,498	1,498	1,961	76.39%
201	1,802	28	1,830	1,691	0	0	3,521	3,521	4,912	71.68%
202	1,997	25	2,022	1,828	0	0	3,850	3,850	6,119	62.92%
203	1,087	9	1,096	1,011	0	0	2,107	2,107	2,488	84.69%
204	1,099	17	1,116	1,047	0	0	2,163	2,163	3,286	65.82%
251	846	10	856	895	0	0	1,751	1,751	2,258	77.55%
280	565	6	571	526	0	0	1,097	1,097	1,525	71.93%
281	531	19	550	562	0	0	1,112	1,112	1,488	74.73%
282	230	4	234	185	0	0	419	419	583	71.87%
283	180	1	181	191	0	0	372	372	473	78.65%
284	160	0	160	115	0	0	275	275	343	80.17%
321	1,144	18	1,162	1,451	0	0	2,613	2,613	3,333	78.40%
322	446	6	452	639	0	0	1,091	1,091	1,384	78.83%
323	615	27	642	845	0	0	1,487	1,487	1,916	77.61%
330	1,319	52	1,371	2,085	0	0	3,456	3,456	5,019	68.86%

Canvass Results

Official

Run Time 11:42 AM
Run Date 12/05/2022

Clackamas County

November 8, 2022 General Election

11/8/2022

Page 49

Official Results

Registered Voters
216733 of 313875 = 69.05%
Precincts Reporting
86 of 86 = 100.00%

Judge of the Court of Appeals, Position 11 - Vote for one

Precinct	Anna M Joyce - Incumbent	Write-in (W)	Cast Votes	Undervotes	Overvotes	Miscellaneous Write-ins	Vote by Mail Ballots Cast	Total Ballots Cast	Registered Voters	Turnout Percentage
331	693	18	711	974	0	0	1,685	1,685	2,188	77.01%
332	239	7	246	334	0	0	580	580	698	83.09%
350	1,120	47	1,167	1,744	0	0	2,911	2,911	4,125	70.57%
359	0	0	0	0	0	0	0	0	0	0.00%
360	1,775	49	1,824	2,441	0	0	4,265	4,265	6,168	69.15%
361	1,190	35	1,225	1,737	0	0	2,962	2,962	4,285	69.12%
371	118	1	119	148	0	0	267	267	396	67.42%
373	1,453	35	1,488	1,923	0	0	3,411	3,411	5,277	64.64%
400	1,561	56	1,617	2,357	0	0	3,974	3,974	5,301	74.97%
404	1,895	39	1,934	2,746	0	0	4,680	4,680	6,826	68.56%
405	1,227	37	1,264	1,722	1	0	2,987	2,987	4,213	70.90%
410	1,392	45	1,437	1,372	0	0	2,809	2,809	5,114	54.93%
411	1,163	30	1,193	1,347	0	0	2,540	2,540	3,794	66.95%
412	1,381	28	1,409	1,720	0	0	3,129	3,129	4,558	68.65%
416	1,642	38	1,680	1,793	0	0	3,473	3,473	5,358	64.82%
417	794	11	805	980	0	0	1,785	1,785	2,453	72.77%
418	785	14	799	991	0	0	1,790	1,790	2,840	63.03%
420	1,079	26	1,105	1,200	1	0	2,306	2,306	3,665	62.92%
421	1,053	20	1,073	981	0	0	2,054	2,054	4,150	49.49%
422	570	18	588	521	0	0	1,109	1,109	1,986	55.84%

Canvass Results

Official

Run Time 11:42 AM

Run Date 12/05/2022

Clackamas County

November 8, 2022 General Election

11/8/2022

Page 50

Official Results

Registered Voters
216733 of 313875 = 69.05%

Precincts Reporting
86 of 86 = 100.00%

Judge of the Court of Appeals, Position 11 - Vote for one

Precinct	Anna M Joyce - Incumbent	Write-in (W)	Cast Votes	Undervotes	Overvotes	Miscellaneous Write-ins	Vote by Mail Ballots Cast	Total Ballots Cast	Registered Voters	Turnout Percentage
423	763	23	786	752	0	0	1,538	1,538	3,008	51.13%
500	542	10	552	548	0	0	1,100	1,100	1,741	63.18%
501	1,735	27	1,762	1,604	0	0	3,366	3,366	4,827	69.73%
502	1,817	32	1,849	1,885	0	0	3,734	3,734	5,537	67.44%
503	1,591	32	1,623	1,700	0	0	3,323	3,323	4,458	74.54%
504	2,103	41	2,144	2,115	0	0	4,259	4,259	6,408	66.46%
506	1,478	26	1,504	1,365	0	0	2,869	2,869	4,617	62.14%
510	1,342	24	1,366	1,601	0	0	2,967	2,967	4,105	72.28%
512	887	15	902	1,042	0	0	1,944	1,944	2,917	66.64%
514	2,003	49	2,052	3,021	0	0	5,073	5,073	6,824	74.34%
516	1,383	56	1,439	1,872	0	0	3,311	3,311	4,507	73.46%
517	1,558	56	1,614	2,226	1	0	3,841	3,841	5,330	72.06%
600	2,086	46	2,132	1,995	0	0	4,127	4,127	6,608	62.45%
602	1,630	21	1,651	1,826	0	0	3,477	3,477	4,877	71.29%
604	128	1	129	110	0	0	239	239	308	77.60%
606	1,003	27	1,030	1,013	0	0	2,043	2,043	3,247	62.92%
608	2,122	38	2,160	2,238	0	0	4,398	4,398	5,920	74.29%
610	595	11	606	615	0	0	1,221	1,221	2,031	60.12%
614	997	19	1,016	993	0	0	2,009	2,009	3,293	61.01%
616	1,532	28	1,560	1,729	0	0	3,289	3,289	4,938	66.61%

Canvass Results

Official

Run Time 11:42 AM

Run Date 12/05/2022

Clackamas County

November 8, 2022 General Election

11/8/2022

Page 51

Official Results

Registered Voters
216733 of 313875 = 69.05%

Precincts Reporting
86 of 86 = 100.00%

Judge of the Court of Appeals, Position 11 - Vote for one

Precinct	Anna M Joyce - Incumbent	Write-in (W)	Cast Votes	Undervotes	Overvotes	Miscellaneous Write-ins	Vote by Mail Ballots Cast	Total Ballots Cast	Registered Voters	Turnout Percentage
618	229	7	236	251	0	0	487	487	733	66.44%
620	125	0	125	110	0	0	235	235	369	63.69%
622	983	18	1,001	1,013	0	0	2,014	2,014	2,833	71.09%
626	1,750	30	1,780	1,894	0	0	3,674	3,674	5,444	67.49%
630	2,627	44	2,671	2,918	0	0	5,589	5,589	7,946	70.34%
632	1,037	22	1,059	973	0	0	2,032	2,032	3,656	55.58%
Totals	101,781	2,050	103,831	112,648	7	0	216,486	216,486	313,875	68.97%



**CERTIFIED COPY OF THE ORIGINAL
SHERRY HALL, COUNTY CLERK**

BY: Sherry Hall

Canvass Results

Official

Run Time 11:42 AM

Run Date 12/05/2022

Clackamas County

November 8, 2022 General Election

11/8/2022

Page 133

Official Results

Registered Voters
216733 of 313875 = 69.05%

Precincts Reporting
86 of 86 = 100.00%

Measure 111

Precinct	Yes	No	Cast Votes	Undervotes	Overvotes	Miscellaneous Write-ins	Vote by Mail Ballots Cast	Total Ballots Cast	Registered Voters	Turnout Percentage
100	679	1,035	1,714	164	0	0	1,878	1,878	2,733	68.72%
101	1,682	1,839	3,521	336	0	0	3,857	3,857	6,187	62.34%
102	371	508	879	68	0	0	947	947	1,512	62.63%
103	1,222	1,704	2,926	254	0	0	3,180	3,180	4,527	70.25%
104	219	212	431	19	0	0	450	450	614	73.29%
105	761	960	1,721	152	0	0	1,873	1,873	2,751	68.08%
106	803	1,352	2,155	158	0	0	2,313	2,313	3,667	63.08%
107	577	857	1,434	104	0	0	1,538	1,538	2,407	63.90%
108	1,430	2,106	3,536	288	0	0	3,824	3,824	6,190	61.78%
111	1,256	2,563	3,819	136	0	0	3,955	3,955	6,756	58.54%
122	1,185	1,558	2,743	203	1	0	2,947	2,947	4,544	64.85%
123	590	1,016	1,606	125	0	0	1,731	1,731	2,595	66.71%
124	1,097	1,811	2,908	183	0	0	3,091	3,091	4,068	75.98%
125	450	590	1,040	72	0	0	1,112	1,112	1,557	71.42%
127	22	45	67	0	0	0	67	67	93	72.04%
131	2,439	2,585	5,024	288	1	0	5,313	5,313	7,110	74.73%
132	1,916	1,834	3,750	216	0	0	3,966	3,966	5,111	77.60%
133	869	696	1,565	87	0	0	1,652	1,652	2,199	75.13%
135	2,268	2,135	4,403	250	0	0	4,653	4,653	5,882	79.11%
151	1,103	1,063	2,166	146	0	0	2,312	2,312	2,885	80.14%

Canvass Results

Official

Run Time 11:42 AM

Run Date 12/05/2022

Clackamas County

November 8, 2022 General Election

11/8/2022

Page 134

Official Results

Registered Voters
216733 of 313875 = 69.05%

Precincts Reporting
86 of 86 = 100.00%

Measure 111

Precinct	Yes	No	Cast Votes	Undervotes	Overvotes	Miscellaneous Write-ins	Vote by Mail Ballots Cast	Total Ballots Cast	Registered Voters	Turnout Percentage
153	2,422	2,507	4,929	277	0	0	5,206	5,206	6,524	79.80%
155	1,402	1,295	2,697	190	1	0	2,888	2,888	3,859	74.84%
156	2,075	1,730	3,805	217	0	0	4,022	4,022	5,106	78.77%
158	1,995	1,435	3,430	210	0	0	3,640	3,640	4,935	73.76%
159	1,148	1,093	2,241	142	0	0	2,383	2,383	3,098	76.92%
160	741	673	1,414	84	0	0	1,498	1,498	1,961	76.39%
201	1,701	1,629	3,330	191	0	0	3,521	3,521	4,912	71.68%
202	1,899	1,741	3,640	210	0	0	3,850	3,850	6,119	62.92%
203	771	1,199	1,970	137	0	0	2,107	2,107	2,488	84.69%
204	987	1,073	2,060	103	0	0	2,163	2,163	3,286	65.82%
251	761	870	1,631	120	0	0	1,751	1,751	2,258	77.55%
280	531	502	1,033	64	0	0	1,097	1,097	1,525	71.93%
281	594	474	1,068	44	0	0	1,112	1,112	1,488	74.73%
282	232	177	409	10	0	0	419	419	583	71.87%
283	147	213	360	12	0	0	372	372	473	78.65%
284	117	143	260	15	0	0	275	275	343	80.17%
321	935	1,570	2,505	108	0	0	2,613	2,613	3,333	78.40%
322	354	704	1,058	33	0	0	1,091	1,091	1,384	78.83%
323	509	925	1,434	53	0	0	1,487	1,487	1,916	77.61%
330	884	2,387	3,271	185	0	0	3,456	3,456	5,019	68.86%

Canvass Results

Official

Run Time 11:42 AM
Run Date 12/05/2022

Clackamas County

November 8, 2022 General Election

11/8/2022

Page 135

Official Results

Registered Voters
216733 of 313875 = 69.05%
Precincts Reporting
86 of 86 = 100.00%

Measure 111

Precinct	Yes	No	Cast Votes	Undervotes	Overvotes	Miscellaneous Write-ins	Vote by Mail Ballots Cast	Total Ballots Cast	Registered Voters	Turnout Percentage
331	445	1,146	1,591	94	0	0	1,685	1,685	2,188	77.01%
332	167	397	564	16	0	0	580	580	698	83.09%
350	741	2,022	2,763	148	0	0	2,911	2,911	4,125	70.57%
359	0	0	0	0	0	0	0	0	0	0.00%
360	1,405	2,683	4,088	177	0	0	4,265	4,265	6,168	69.15%
361	942	1,909	2,851	111	0	0	2,962	2,962	4,285	69.12%
371	84	174	258	9	0	0	267	267	396	67.42%
373	1,648	1,627	3,275	136	0	0	3,411	3,411	5,277	64.64%
400	1,198	2,576	3,774	200	0	0	3,974	3,974	5,301	74.97%
404	1,463	3,017	4,480	200	0	0	4,680	4,680	6,826	68.56%
405	929	1,914	2,843	144	0	0	2,987	2,987	4,213	70.90%
410	1,444	1,228	2,672	137	0	0	2,809	2,809	5,114	54.93%
411	1,101	1,298	2,399	141	0	0	2,540	2,540	3,794	66.95%
412	1,221	1,770	2,991	137	1	0	3,129	3,129	4,558	68.65%
416	1,547	1,697	3,244	229	0	0	3,473	3,473	5,358	64.82%
417	630	1,087	1,717	68	0	0	1,785	1,785	2,453	72.77%
418	814	891	1,705	85	0	0	1,790	1,790	2,840	63.03%
420	1,327	898	2,225	81	0	0	2,306	2,306	3,665	62.92%
421	1,127	815	1,942	112	0	0	2,054	2,054	4,150	49.49%
422	654	405	1,059	50	0	0	1,109	1,109	1,986	55.84%

Canvass Results

Official

Run Time 11:42 AM
Run Date 12/05/2022

Clackamas County

November 8, 2022 General Election

11/8/2022

Page 136

Official Results

Registered Voters
216733 of 313875 = 69.05%

Precincts Reporting
86 of 86 = 100.00%

Measure 111

Precinct	Yes	No	Cast Votes	Undervotes	Overvotes	Miscellaneous Write-ins	Vote by Mail Ballots Cast	Total Ballots Cast	Registered Voters	Turnout Percentage
423	876	601	1,477	61	0	0	1,538	1,538	3,008	51.13%
500	616	429	1,045	55	0	0	1,100	1,100	1,741	63.18%
501	2,030	1,197	3,227	139	0	0	3,366	3,366	4,827	69.73%
502	2,088	1,475	3,563	171	0	0	3,734	3,734	5,537	67.44%
503	1,565	1,603	3,168	155	0	0	3,323	3,323	4,458	74.54%
504	2,171	1,875	4,046	213	0	0	4,259	4,259	6,408	66.46%
506	1,326	1,423	2,749	120	0	0	2,869	2,869	4,617	62.14%
510	1,033	1,806	2,839	128	0	0	2,967	2,967	4,105	72.28%
512	762	1,102	1,864	80	0	0	1,944	1,944	2,917	66.64%
514	1,601	3,272	4,873	200	0	0	5,073	5,073	6,824	74.34%
516	1,044	2,116	3,160	151	0	0	3,311	3,311	4,507	73.46%
517	1,076	2,616	3,692	148	1	0	3,841	3,841	5,330	72.06%
600	2,031	1,866	3,897	230	0	0	4,127	4,127	6,608	62.45%
602	1,490	1,782	3,272	205	0	0	3,477	3,477	4,877	71.29%
604	90	139	229	10	0	0	239	239	308	77.60%
606	856	1,059	1,915	128	0	0	2,043	2,043	3,247	62.92%
608	1,566	2,571	4,137	261	0	0	4,398	4,398	5,920	74.29%
610	548	600	1,148	72	1	0	1,221	1,221	2,031	60.12%
614	981	901	1,882	127	0	0	2,009	2,009	3,293	61.01%
616	1,541	1,532	3,073	215	1	0	3,289	3,289	4,938	66.61%

Canvass Results

Official

Run Time 11:42 AM

Run Date 12/05/2022

Clackamas County

November 8, 2022 General Election

11/8/2022

Page 137

Official Results

Registered Voters
216733 of 313875 = 69.05%

Precincts Reporting
86 of 86 = 100.00%

Measure 111

Precinct	Yes	No	Cast Votes	Undervotes	Overvotes	Miscellaneous Write-ins	Vote by Mail Ballots Cast	Total Ballots Cast	Registered Voters	Turnout Percentage
618	239	219	458	29	0	0	487	487	733	66.44%
620	105	113	218	17	0	0	235	235	369	63.69%
622	1,127	743	1,870	144	0	0	2,014	2,014	2,833	71.09%
626	2,340	1,092	3,432	242	0	0	3,674	3,674	5,444	67.49%
630	3,112	2,126	5,238	351	0	0	5,589	5,589	7,946	70.34%
632	1,003	909	1,912	120	0	0	2,032	2,032	3,656	55.58%
Totals	93,248	111,530	204,778	11,701	7	0	216,486	216,486	313,875	68.97%



CERTIFIED COPY OF THE ORIGINAL
SHERRY HALL, COUNTY CLERK

BY: Sherry Hall

Canvass Results

Official

Run Time 11:42 AM
Run Date 12/05/2022

Clackamas County

November 8, 2022 General Election

11/8/2022

Page 138

Official Results

Registered Voters
216733 of 313875 = 69.05%

Precincts Reporting
86 of 86 = 100.00%

Measure 112

Precinct	Yes	No	Cast Votes	Undervotes	Overvotes	Miscellaneous Write-ins	Vote by Mail Ballots Cast	Total Ballots Cast	Registered Voters	Turnout Percentage
100	902	856	1,758	120	0	0	1,878	1,878	2,733	68.72%
101	2,074	1,509	3,583	274	0	0	3,857	3,857	6,187	62.34%
102	438	446	884	63	0	0	947	947	1,512	62.63%
103	1,625	1,370	2,995	184	1	0	3,180	3,180	4,527	70.25%
104	287	143	430	20	0	0	450	450	614	73.29%
105	1,009	758	1,767	104	2	0	1,873	1,873	2,751	68.08%
106	827	1,383	2,210	103	0	0	2,313	2,313	3,667	63.08%
107	656	812	1,468	70	0	0	1,538	1,538	2,407	63.90%
108	1,551	2,073	3,624	199	1	0	3,824	3,824	6,190	61.78%
111	1,233	2,543	3,776	178	1	0	3,955	3,955	6,756	58.54%
122	1,270	1,508	2,778	168	1	0	2,947	2,947	4,544	64.85%
123	696	950	1,646	85	0	0	1,731	1,731	2,595	66.71%
124	1,323	1,602	2,925	165	1	0	3,091	3,091	4,068	75.98%
125	522	535	1,057	55	0	0	1,112	1,112	1,557	71.42%
127	17	45	62	5	0	0	67	67	93	72.04%
131	3,112	1,906	5,018	295	0	0	5,313	5,313	7,110	74.73%
132	2,493	1,255	3,748	218	0	0	3,966	3,966	5,111	77.60%
133	1,083	493	1,576	76	0	0	1,652	1,652	2,199	75.13%
135	2,918	1,510	4,428	223	2	0	4,653	4,653	5,882	79.11%
151	1,575	605	2,180	130	2	0	2,312	2,312	2,885	80.14%

Canvass Results

Official

Run Time 11:42 AM
Run Date 12/05/2022

Clackamas County

November 8, 2022 General Election

11/8/2022

Page 139

Official Results

Registered Voters
216733 of 313875 = 69.05%

Precincts Reporting
86 of 86 = 100.00%

Measure 112

Precinct	Yes	No	Cast Votes	Undervotes	Overvotes	Miscellaneous Write-ins	Vote by Mail Ballots Cast	Total Ballots Cast	Registered Voters	Turnout Percentage
153	3,413	1,562	4,975	231	0	0	5,206	5,206	6,524	79.80%
155	1,924	786	2,710	178	0	0	2,888	2,888	3,859	74.84%
156	2,728	1,076	3,804	216	2	0	4,022	4,022	5,106	78.77%
158	2,516	932	3,448	192	0	0	3,640	3,640	4,935	73.76%
159	1,563	684	2,247	135	1	0	2,383	2,383	3,098	76.92%
160	956	464	1,420	78	0	0	1,498	1,498	1,961	76.39%
201	2,118	1,188	3,306	215	0	0	3,521	3,521	4,912	71.68%
202	2,198	1,430	3,628	221	1	0	3,850	3,850	6,119	62.92%
203	1,112	856	1,968	139	0	0	2,107	2,107	2,488	84.69%
204	1,157	886	2,043	120	0	0	2,163	2,163	3,286	65.82%
251	1,016	657	1,673	78	0	0	1,751	1,751	2,258	77.55%
280	663	367	1,030	67	0	0	1,097	1,097	1,525	71.93%
281	739	320	1,059	53	0	0	1,112	1,112	1,488	74.73%
282	277	123	400	19	0	0	419	419	583	71.87%
283	223	136	359	13	0	0	372	372	473	78.65%
284	186	80	266	9	0	0	275	275	343	80.17%
321	1,306	1,181	2,487	126	0	0	2,613	2,613	3,333	78.40%
322	492	567	1,059	32	0	0	1,091	1,091	1,384	78.83%
323	664	758	1,422	65	0	0	1,487	1,487	1,916	77.61%
330	945	2,372	3,317	139	0	0	3,456	3,456	5,019	68.86%

Canvass Results

Official

Run Time 11:42 AM

Run Date 12/05/2022

Clackamas County

November 8, 2022 General Election

11/8/2022

Page 140

Official Results

Registered Voters
216733 of 313875 = 69.05%

Precincts Reporting

86 of 86 = 100.00%

Measure 112

Precinct	Yes	No	Cast Votes	Undervotes	Overvotes	Miscellaneous Write-ins	Vote by Mail Ballots Cast	Total Ballots Cast	Registered Voters	Turnout Percentage
331	548	1,080	1,628	57	0	0	1,685	1,685	2,188	77.01%
332	245	314	559	21	0	0	580	580	698	83.09%
350	725	2,061	2,786	124	1	0	2,911	2,911	4,125	70.57%
359	0	0	0	0	0	0	0	0	0	0.00%
360	1,370	2,676	4,046	218	1	0	4,265	4,265	6,168	69.15%
361	936	1,900	2,836	126	0	0	2,962	2,962	4,285	69.12%
371	94	166	260	7	0	0	267	267	396	67.42%
373	1,666	1,607	3,273	138	0	0	3,411	3,411	5,277	64.64%
400	1,379	2,393	3,772	202	0	0	3,974	3,974	5,301	74.97%
404	1,546	2,905	4,451	227	2	0	4,680	4,680	6,826	68.56%
405	954	1,885	2,839	147	1	0	2,987	2,987	4,213	70.90%
410	1,509	1,128	2,637	171	1	0	2,809	2,809	5,114	54.93%
411	1,272	1,110	2,382	157	1	0	2,540	2,540	3,794	66.95%
412	1,392	1,569	2,961	168	0	0	3,129	3,129	4,558	68.65%
416	1,793	1,419	3,212	260	1	0	3,473	3,473	5,358	64.82%
417	742	958	1,700	85	0	0	1,785	1,785	2,453	72.77%
418	977	716	1,693	97	0	0	1,790	1,790	2,840	63.03%
420	1,381	824	2,205	101	0	0	2,306	2,306	3,665	62.92%
421	1,214	725	1,939	115	0	0	2,054	2,054	4,150	49.49%
422	672	372	1,044	65	0	0	1,109	1,109	1,986	55.84%

Canvass Results

Official

Run Time 11:42 AM
Run Date 12/05/2022

Clackamas County

November 8, 2022 General Election

11/8/2022

Page 141

Official Results

Registered Voters
216733 of 313875 = 69.05%

Precincts Reporting
86 of 86 = 100.00%

Measure 112

Precinct	Yes	No	Cast Votes	Undervotes	Overvotes	Miscellaneous Write-ins	Vote by Mail Ballots Cast	Total Ballots Cast	Registered Voters	Turnout Percentage
423	857	597	1,454	84	0	0	1,538	1,538	3,008	51.13%
500	672	373	1,045	55	0	0	1,100	1,100	1,741	63.18%
501	2,353	877	3,230	136	0	0	3,366	3,366	4,827	69.73%
502	2,286	1,281	3,567	166	1	0	3,734	3,734	5,537	67.44%
503	1,841	1,324	3,165	156	2	0	3,323	3,323	4,458	74.54%
504	2,334	1,684	4,018	241	0	0	4,259	4,259	6,408	66.46%
506	1,378	1,357	2,735	133	1	0	2,869	2,869	4,617	62.14%
510	1,092	1,734	2,826	140	1	0	2,967	2,967	4,105	72.28%
512	830	1,016	1,846	98	0	0	1,944	1,944	2,917	66.64%
514	1,796	3,035	4,831	242	0	0	5,073	5,073	6,824	74.34%
516	1,173	1,997	3,170	140	1	0	3,311	3,311	4,507	73.46%
517	1,126	2,578	3,704	136	1	0	3,841	3,841	5,330	72.06%
600	2,325	1,635	3,960	166	1	0	4,127	4,127	6,608	62.45%
602	1,710	1,617	3,327	150	0	0	3,477	3,477	4,877	71.29%
604	118	111	229	10	0	0	239	239	308	77.60%
606	960	970	1,930	113	0	0	2,043	2,043	3,247	62.92%
608	1,976	2,217	4,193	204	1	0	4,398	4,398	5,920	74.29%
610	596	568	1,164	57	0	0	1,221	1,221	2,031	60.12%
614	1,056	861	1,917	91	1	0	2,009	2,009	3,293	61.01%
616	1,711	1,410	3,121	168	0	0	3,289	3,289	4,938	66.61%

Canvass Results

Official

Run Time 11:42 AM

Run Date 12/05/2022

Clackamas County

November 8, 2022 General Election

11/8/2022

Page 142

Official Results

Registered Voters
216733 of 313875 = 69.05%

Precincts Reporting
86 of 86 = 100.00%

Measure 112

Precinct	Yes	No	Cast Votes	Undervotes	Overvotes	Miscellaneous Write-ins	Vote by Mail Ballots Cast	Total Ballots Cast	Registered Voters	Turnout Percentage
618	287	186	473	14	0	0	487	487	733	66.44%
620	109	104	213	22	0	0	235	235	369	63.69%
622	1,266	639	1,905	109	0	0	2,014	2,014	2,833	71.09%
626	2,558	978	3,536	138	0	0	3,674	3,674	5,444	67.49%
630	3,525	1,810	5,335	253	1	0	5,589	5,589	7,946	70.34%
632	1,031	898	1,929	103	0	0	2,032	2,032	3,656	55.58%
Totals	109,188	96,392	205,580	10,872	34	0	216,486	216,486	313,875	68.97%



**CERTIFIED COPY OF THE ORIGINAL
SHERRY HALL, COUNTY CLERK**

BY: Sherry Hall

Canvass Results

Official

Run Time 11:42 AM

Run Date 12/05/2022

Clackamas County

November 8, 2022 General Election

11/8/2022

Page 143

Official Results

Registered Voters

216733 of 313875 = 69.05%

Precincts Reporting

86 of 86 = 100.00%

Measure 113

Precinct	Yes	No	Cast Votes	Undervotes	Overvotes	Miscellaneous Write-ins	Vote by Mail Ballots Cast	Total Ballots Cast	Registered Voters	Turnout Percentage
100	1,207	563	1,770	108	0	0	1,878	1,878	2,733	68.72%
101	2,615	995	3,610	247	0	0	3,857	3,857	6,187	62.34%
102	619	272	891	56	0	0	947	947	1,512	62.63%
103	2,115	907	3,022	157	1	0	3,180	3,180	4,527	70.25%
104	320	112	432	18	0	0	450	450	614	73.29%
105	1,253	517	1,770	103	0	0	1,873	1,873	2,751	68.08%
106	1,310	889	2,199	114	0	0	2,313	2,313	3,667	63.08%
107	912	563	1,475	63	0	0	1,538	1,538	2,407	63.90%
108	2,324	1,325	3,649	175	0	0	3,824	3,824	6,190	61.78%
111	2,085	1,718	3,803	152	0	0	3,955	3,955	6,756	58.54%
122	1,748	1,065	2,813	134	0	0	2,947	2,947	4,544	64.85%
123	1,004	644	1,648	83	0	0	1,731	1,731	2,595	66.71%
124	1,808	1,142	2,950	141	0	0	3,091	3,091	4,068	75.98%
125	727	335	1,062	50	0	0	1,112	1,112	1,557	71.42%
127	38	29	67	0	0	0	67	67	93	72.04%
131	3,712	1,384	5,096	217	0	0	5,313	5,313	7,110	74.73%
132	2,818	989	3,807	159	0	0	3,966	3,966	5,111	77.60%
133	1,198	394	1,592	60	0	0	1,652	1,652	2,199	75.13%
135	3,257	1,242	4,499	154	0	0	4,653	4,653	5,882	79.11%
151	1,650	565	2,215	97	0	0	2,312	2,312	2,885	80.14%

Canvass Results

Official

Run Time 11:42 AM
Run Date 12/05/2022

Clackamas County

November 8, 2022 General Election

11/8/2022

Page 144

Official Results

Registered Voters
216733 of 313875 = 69.05%
Precincts Reporting
86 of 86 = 100.00%

Measure 113

Precinct	Yes	No	Cast Votes	Undervotes	Overvotes	Miscellaneous Write-ins	Vote by Mail Ballots Cast	Total Ballots Cast	Registered Voters	Turnout Percentage
153	3,686	1,325	5,011	195	0	0	5,206	5,206	6,524	79.80%
155	2,059	671	2,730	157	1	0	2,888	2,888	3,859	74.84%
156	2,912	929	3,841	181	0	0	4,022	4,022	5,106	78.77%
158	2,654	821	3,475	165	0	0	3,640	3,640	4,935	73.76%
159	1,725	559	2,284	99	0	0	2,383	2,383	3,098	76.92%
160	1,075	364	1,439	59	0	0	1,498	1,498	1,961	76.39%
201	2,494	866	3,360	161	0	0	3,521	3,521	4,912	71.68%
202	2,736	932	3,668	182	0	0	3,850	3,850	6,119	62.92%
203	1,337	664	2,001	106	0	0	2,107	2,107	2,488	84.69%
204	1,466	622	2,088	75	0	0	2,163	2,163	3,286	65.82%
251	1,166	509	1,675	76	0	0	1,751	1,751	2,258	77.55%
280	771	264	1,035	62	0	0	1,097	1,097	1,525	71.93%
281	785	281	1,066	46	0	0	1,112	1,112	1,488	74.73%
282	330	84	414	5	0	0	419	419	583	71.87%
283	236	127	363	9	0	0	372	372	473	78.65%
284	209	55	264	11	0	0	275	275	343	80.17%
321	1,527	984	2,511	102	0	0	2,613	2,613	3,333	78.40%
322	625	433	1,058	33	0	0	1,091	1,091	1,384	78.83%
323	833	601	1,434	53	0	0	1,487	1,487	1,916	77.61%
330	1,524	1,818	3,342	113	1	0	3,456	3,456	5,019	68.86%

Canvass Results

Official

Run Time 11:42 AM
Run Date 12/05/2022

Clackamas County

November 8, 2022 General Election

11/8/2022

Page 145

Official Results

Registered Voters
216733 of 313875 = 69.05%

Precincts Reporting
86 of 86 = 100.00%

Measure 113

Precinct	Yes	No	Cast Votes	Undervotes	Overvotes	Miscellaneous Write-ins	Vote by Mail Ballots Cast	Total Ballots Cast	Registered Voters	Turnout Percentage
331	845	785	1,630	55	0	0	1,685	1,685	2,188	77.01%
332	309	252	561	19	0	0	580	580	698	83.09%
350	1,380	1,426	2,806	105	0	0	2,911	2,911	4,125	70.57%
359	0	0	0	0	0	0	0	0	0	0.00%
360	2,302	1,768	4,070	194	1	0	4,265	4,265	6,168	69.15%
361	1,524	1,335	2,859	103	0	0	2,962	2,962	4,285	69.12%
371	159	100	259	8	0	0	267	267	396	67.42%
373	2,276	1,006	3,282	129	0	0	3,411	3,411	5,277	64.64%
400	2,162	1,622	3,784	190	0	0	3,974	3,974	5,301	74.97%
404	2,566	1,909	4,475	204	1	0	4,680	4,680	6,826	68.56%
405	1,584	1,274	2,858	129	0	0	2,987	2,987	4,213	70.90%
410	1,925	711	2,636	173	0	0	2,809	2,809	5,114	54.93%
411	1,607	792	2,399	141	0	0	2,540	2,540	3,794	66.95%
412	1,920	1,051	2,971	157	1	0	3,129	3,129	4,558	68.65%
416	2,290	952	3,242	231	0	0	3,473	3,473	5,358	64.82%
417	1,069	648	1,717	68	0	0	1,785	1,785	2,453	72.77%
418	1,210	494	1,704	85	1	0	1,790	1,790	2,840	63.03%
420	1,669	549	2,218	88	0	0	2,306	2,306	3,665	62.92%
421	1,410	535	1,945	109	0	0	2,054	2,054	4,150	49.49%
422	816	237	1,053	54	2	0	1,109	1,109	1,986	55.84%

Canvass Results

Official

Run Time 11:42 AM
Run Date 12/05/2022

Clackamas County

November 8, 2022 General Election

11/8/2022

Page 146

Official Results

Registered Voters
216733 of 313875 = 69.05%

Precincts Reporting
86 of 86 = 100.00%

Measure 113

Precinct	Yes	No	Cast Votes	Undervotes	Overvotes	Miscellaneous Write-ins	Vote by Mail Ballots Cast	Total Ballots Cast	Registered Voters	Turnout Percentage
423	1,097	371	1,468	70	0	0	1,538	1,538	3,008	51.13%
500	811	229	1,040	60	0	0	1,100	1,100	1,741	63.18%
501	2,547	691	3,238	128	0	0	3,366	3,366	4,827	69.73%
502	2,642	937	3,579	155	0	0	3,734	3,734	5,537	67.44%
503	2,216	966	3,182	141	0	0	3,323	3,323	4,458	74.54%
504	2,927	1,133	4,060	199	0	0	4,259	4,259	6,408	66.46%
506	1,915	836	2,751	118	0	0	2,869	2,869	4,617	62.14%
510	1,646	1,197	2,843	124	0	0	2,967	2,967	4,105	72.28%
512	1,209	657	1,866	78	0	0	1,944	1,944	2,917	66.64%
514	2,846	1,997	4,843	230	0	0	5,073	5,073	6,824	74.34%
516	1,765	1,433	3,198	113	0	0	3,311	3,311	4,507	73.46%
517	1,994	1,729	3,723	118	0	0	3,841	3,841	5,330	72.06%
600	2,874	1,099	3,973	154	0	0	4,127	4,127	6,608	62.45%
602	2,301	1,035	3,336	140	1	0	3,477	3,477	4,877	71.29%
604	156	75	231	8	0	0	239	239	308	77.60%
606	1,316	616	1,932	111	0	0	2,043	2,043	3,247	62.92%
608	2,757	1,475	4,232	166	0	0	4,398	4,398	5,920	74.29%
610	820	353	1,173	48	0	0	1,221	1,221	2,031	60.12%
614	1,328	595	1,923	86	0	0	2,009	2,009	3,293	61.01%
616	2,224	928	3,152	136	1	0	3,289	3,289	4,938	66.61%

Canvass Results

Official

Run Time 11:42 AM

Run Date 12/05/2022

Clackamas County

November 8, 2022 General Election

11/8/2022

Page 147

Official Results

Registered Voters
216733 of 313875 = 69.05%

Precincts Reporting
86 of 86 = 100.00%

Measure 113

Precinct	Yes	No	Cast Votes	Undervotes	Overvotes	Miscellaneous Write-ins	Vote by Mail Ballots Cast	Total Ballots Cast	Registered Voters	Turnout Percentage
618	347	120	467	20	0	0	487	487	733	66.44%
620	164	61	225	10	0	0	235	235	369	63.69%
622	1,489	443	1,932	81	1	0	2,014	2,014	2,833	71.09%
626	2,821	697	3,518	156	0	0	3,674	3,674	5,444	67.49%
630	4,048	1,312	5,360	229	0	0	5,589	5,589	7,946	70.34%
632	1,357	571	1,928	104	0	0	2,032	2,032	3,656	55.58%
Totals	139,510	67,561	207,071	9,403	12	0	216,486	216,486	313,875	68.97%



**CERTIFIED COPY OF THE ORIGINAL
SHERRY HALL, COUNTY CLERK**

BY: Sherry Hall

Canvass Results

Official

Run Time 11:42 AM

Run Date 12/05/2022

Clackamas County

November 8, 2022 General Election

11/8/2022

Page 148

Official Results

Registered Voters

216733 of 313875 = 69.05%

Precincts Reporting

86 of 86 = 100.00%

Measure 114

Precinct	Yes	No	Cast Votes	Undervotes	Overvotes	Miscellaneous Write-ins	Vote by Mail Ballots Cast	Total Ballots Cast	Registered Voters	Turnout Percentage
100	900	900	1,800	78	0	0	1,878	1,878	2,733	68.72%
101	2,160	1,566	3,726	131	0	0	3,857	3,857	6,187	62.34%
102	417	490	907	40	0	0	947	947	1,512	62.63%
103	1,733	1,350	3,083	97	0	0	3,180	3,180	4,527	70.25%
104	293	149	442	8	0	0	450	450	614	73.29%
105	1,060	758	1,818	54	1	0	1,873	1,873	2,751	68.08%
106	637	1,643	2,280	33	0	0	2,313	2,313	3,667	63.08%
107	523	981	1,504	33	1	0	1,538	1,538	2,407	63.90%
108	1,303	2,419	3,722	102	0	0	3,824	3,824	6,190	61.78%
111	947	2,968	3,915	39	1	0	3,955	3,955	6,756	58.54%
122	1,156	1,721	2,877	70	0	0	2,947	2,947	4,544	64.85%
123	643	1,049	1,692	39	0	0	1,731	1,731	2,595	66.71%
124	1,226	1,791	3,017	73	1	0	3,091	3,091	4,068	75.98%
125	468	614	1,082	29	1	0	1,112	1,112	1,557	71.42%
127	17	50	67	0	0	0	67	67	93	72.04%
131	3,284	1,912	5,196	115	2	0	5,313	5,313	7,110	74.73%
132	2,517	1,367	3,884	82	0	0	3,966	3,966	5,111	77.60%
133	1,049	572	1,621	31	0	0	1,652	1,652	2,199	75.13%
135	3,001	1,562	4,563	90	0	0	4,653	4,653	5,882	79.11%
151	1,688	567	2,255	57	0	0	2,312	2,312	2,885	80.14%

Canvass Results

Official

Run Time 11:42 AM
Run Date 12/05/2022

Clackamas County

November 8, 2022 General Election

11/8/2022

Page 149

Official Results

Registered Voters
216733 of 313875 = 69.05%
Precincts Reporting
86 of 86 = 100.00%

Measure 114

Precinct	Yes	No	Cast Votes	Undervotes	Overvotes	Miscellaneous Write-ins	Vote by Mail Ballots Cast	Total Ballots Cast	Registered Voters	Turnout Percentage
153	3,643	1,439	5,082	123	1	0	5,206	5,206	6,524	79.80%
155	2,101	709	2,810	78	0	0	2,888	2,888	3,859	74.84%
156	2,958	974	3,932	90	0	0	4,022	4,022	5,106	78.77%
158	2,663	877	3,540	100	0	0	3,640	3,640	4,935	73.76%
159	1,748	584	2,332	51	0	0	2,383	2,383	3,098	76.92%
160	1,008	448	1,456	42	0	0	1,498	1,498	1,961	76.39%
201	2,179	1,251	3,430	91	0	0	3,521	3,521	4,912	71.68%
202	2,214	1,544	3,758	92	0	0	3,850	3,850	6,119	62.92%
203	1,291	760	2,051	56	0	0	2,107	2,107	2,488	84.69%
204	1,142	974	2,116	47	0	0	2,163	2,163	3,286	65.82%
251	1,069	653	1,722	29	0	0	1,751	1,751	2,258	77.55%
280	670	401	1,071	26	0	0	1,097	1,097	1,525	71.93%
281	706	380	1,086	26	0	0	1,112	1,112	1,488	74.73%
282	269	140	409	10	0	0	419	419	583	71.87%
283	256	111	367	5	0	0	372	372	473	78.65%
284	193	78	271	4	0	0	275	275	343	80.17%
321	1,327	1,237	2,564	49	0	0	2,613	2,613	3,333	78.40%
322	473	601	1,074	17	0	0	1,091	1,091	1,384	78.83%
323	610	839	1,449	38	0	0	1,487	1,487	1,916	77.61%
330	727	2,699	3,426	30	0	0	3,456	3,456	5,019	68.86%

Canvass Results

Official

Run Time 11:42 AM
Run Date 12/05/2022

Clackamas County

November 8, 2022 General Election

11/8/2022

Page 150

Official Results

Registered Voters
216733 of 313875 = 69.05%
Precincts Reporting
86 of 86 = 100.00%

Measure 114

Precinct	Yes	No	Cast Votes	Undervotes	Overvotes	Miscellaneous Write-ins	Vote by Mail Ballots Cast	Total Ballots Cast	Registered Voters	Turnout Percentage
331	451	1,211	1,662	23	0	0	1,685	1,685	2,188	77.01%
332	213	360	573	7	0	0	580	580	698	83.09%
350	581	2,302	2,883	28	0	0	2,911	2,911	4,125	70.57%
359	0	0	0	0	0	0	0	0	0	0.00%
360	1,162	3,051	4,213	51	1	0	4,265	4,265	6,168	69.15%
361	751	2,172	2,923	38	1	0	2,962	2,962	4,285	69.12%
371	88	174	262	5	0	0	267	267	396	67.42%
373	1,467	1,889	3,356	55	0	0	3,411	3,411	5,277	64.64%
400	1,288	2,603	3,891	83	0	0	3,974	3,974	5,301	74.97%
404	1,378	3,218	4,596	84	0	0	4,680	4,680	6,826	68.56%
405	845	2,087	2,932	55	0	0	2,987	2,987	4,213	70.90%
410	1,422	1,306	2,728	81	0	0	2,809	2,809	5,114	54.93%
411	1,316	1,145	2,461	79	0	0	2,540	2,540	3,794	66.95%
412	1,314	1,748	3,062	66	1	0	3,129	3,129	4,558	68.65%
416	1,901	1,463	3,364	109	0	0	3,473	3,473	5,358	64.82%
417	666	1,086	1,752	33	0	0	1,785	1,785	2,453	72.77%
418	1,003	749	1,752	38	0	0	1,790	1,790	2,840	63.03%
420	1,333	934	2,267	39	0	0	2,306	2,306	3,665	62.92%
421	1,160	833	1,993	61	0	0	2,054	2,054	4,150	49.49%
422	583	502	1,085	24	0	0	1,109	1,109	1,986	55.84%

Canvass Results

Official

Run Time 11:42 AM
Run Date 12/05/2022

Clackamas County

November 8, 2022 General Election

11/8/2022

Page 151

Official Results

Registered Voters
216733 of 313875 = 69.05%

Precincts Reporting
86 of 86 = 100.00%

Measure 114

Precinct	Yes	No	Cast Votes	Undervotes	Overvotes	Miscellaneous Write-ins	Vote by Mail Ballots Cast	Total Ballots Cast	Registered Voters	Turnout Percentage
423	806	697	1,503	35	0	0	1,538	1,538	3,008	51.13%
500	600	475	1,075	25	0	0	1,100	1,100	1,741	63.18%
501	2,234	1,052	3,286	80	0	0	3,366	3,366	4,827	69.73%
502	2,238	1,424	3,662	71	1	0	3,734	3,734	5,537	67.44%
503	1,798	1,465	3,263	59	1	0	3,323	3,323	4,458	74.54%
504	2,231	1,931	4,162	97	0	0	4,259	4,259	6,408	66.46%
506	1,322	1,484	2,806	62	1	0	2,869	2,869	4,617	62.14%
510	950	1,977	2,927	40	0	0	2,967	2,967	4,105	72.28%
512	770	1,134	1,904	39	1	0	1,944	1,944	2,917	66.64%
514	1,585	3,409	4,994	79	0	0	5,073	5,073	6,824	74.34%
516	1,000	2,267	3,267	44	0	0	3,311	3,311	4,507	73.46%
517	831	2,952	3,783	58	0	0	3,841	3,841	5,330	72.06%
600	2,060	1,970	4,030	97	0	0	4,127	4,127	6,608	62.45%
602	1,528	1,877	3,405	72	0	0	3,477	3,477	4,877	71.29%
604	120	114	234	5	0	0	239	239	308	77.60%
606	889	1,097	1,986	57	0	0	2,043	2,043	3,247	62.92%
608	1,836	2,463	4,299	99	0	0	4,398	4,398	5,920	74.29%
610	561	629	1,190	31	0	0	1,221	1,221	2,031	60.12%
614	945	1,026	1,971	38	0	0	2,009	2,009	3,293	61.01%
616	1,599	1,605	3,204	85	0	0	3,289	3,289	4,938	66.61%

Canvass Results

Official

Run Time 11:42 AM
Run Date 12/05/2022

Clackamas County

November 8, 2022 General Election

11/8/2022

Page 152

Official Results

Registered Voters
216733 of 313875 = 69.05%

Precincts Reporting
86 of 86 = 100.00%

Measure 114

Precinct	Yes	No	Cast Votes	Undervotes	Overvotes	Miscellaneous Write-ins	Vote by Mail Ballots Cast	Total Ballots Cast	Registered Voters	Turnout Percentage
618	273	203	476	11	0	0	487	487	733	66.44%
620	116	114	230	5	0	0	235	235	369	63.69%
622	1,192	763	1,955	59	0	0	2,014	2,014	2,833	71.09%
626	2,372	1,198	3,570	102	2	0	3,674	3,674	5,444	67.49%
630	3,288	2,179	5,467	122	0	0	5,589	5,589	7,946	70.34%
632	915	1,067	1,982	50	0	0	2,032	2,032	3,656	55.58%
Totals	105,250	106,533	211,783	4,686	17	0	216,486	216,486	313,875	68.97%



**CERTIFIED COPY OF THE ORIGINAL
SHERRY HALL, COUNTY CLERK**

BY: Sherry Hall

Canvass Results

Official

Run Time 11:42 AM
Run Date 12/05/2022

Clackamas County

November 8, 2022 General Election

11/8/2022

Page 62

Official Results

Registered Voters
216733 of 313875 = 69.05%

Precincts Reporting
86 of 86 = 100.00%

County Clerk - Vote for one

Precinct	Catherine McMullen	Sherry Hall	Write-in (W)	Cast Votes	Undervotes	Overvotes	Miscellaneous Write-ins	Vote by Mail Ballots Cast	Total Ballots Cast	Registered Voters	Turnout Percentage
100	899	572	2	1,473	404	1	0	1,878	1,878	2,733	68.72%
101	1,888	1,067	11	2,966	891	0	0	3,857	3,857	6,187	62.34%
102	398	302	5	705	242	0	0	947	947	1,512	62.63%
103	1,596	926	3	2,525	655	0	0	3,180	3,180	4,527	70.25%
104	270	88	3	361	89	0	0	450	450	614	73.29%
105	948	542	1	1,491	381	1	0	1,873	1,873	2,751	68.08%
106	914	879	10	1,803	510	0	0	2,313	2,313	3,667	63.08%
107	676	542	2	1,220	318	0	0	1,538	1,538	2,407	63.90%
108	1,614	1,419	16	3,049	774	1	0	3,824	3,824	6,190	61.78%
111	1,601	1,464	16	3,081	874	0	0	3,955	3,955	6,756	58.54%
122	1,248	1,108	11	2,367	580	0	0	2,947	2,947	4,544	64.85%
123	755	599	6	1,360	371	0	0	1,731	1,731	2,595	66.71%
124	1,477	1,063	2	2,542	549	0	0	3,091	3,091	4,068	75.98%
125	515	356	6	877	235	0	0	1,112	1,112	1,557	71.42%
127	28	28	0	56	11	0	0	67	67	93	72.04%
131	2,933	1,249	5	4,187	1,123	3	0	5,313	5,313	7,110	74.73%
132	2,292	894	6	3,192	774	0	0	3,966	3,966	5,111	77.60%
133	957	356	1	1,314	338	0	0	1,652	1,652	2,199	75.13%
135	2,709	1,017	12	3,738	914	1	0	4,653	4,653	5,882	79.11%
151	1,353	447	3	1,803	509	0	0	2,312	2,312	2,885	80.14%

Canvass Results

Official

Run Time 11:42 AM
Run Date 12/05/2022

Clackamas County

November 8, 2022 General Election

11/8/2022

Page 63

Official Results

Registered Voters
216733 of 313875 = 69.05%

Precincts Reporting
86 of 86 = 100.00%

County Clerk - Vote for one

Precinct	Catherine McMullen	Sherry Hall	Write-in (W)	Cast Votes	Undervotes	Overvotes	Miscellaneous Write-ins	Vote by Mail Ballots Cast	Total Ballots Cast	Registered Voters	Turnout Percentage
153	2,947	1,132	5	4,084	1,122	0	0	5,206	5,206	6,524	79.80%
155	1,555	613	7	2,175	713	0	0	2,888	2,888	3,859	74.84%
156	2,335	812	5	3,152	870	0	0	4,022	4,022	5,106	78.77%
158	2,040	770	4	2,814	826	0	0	3,640	3,640	4,935	73.76%
159	1,392	469	4	1,865	518	0	0	2,383	2,383	3,098	76.92%
160	822	353	2	1,177	321	0	0	1,498	1,498	1,961	76.39%
201	1,777	909	1	2,687	833	1	0	3,521	3,521	4,912	71.68%
202	1,948	1,025	9	2,982	868	0	0	3,850	3,850	6,119	62.92%
203	1,113	582	2	1,697	409	1	0	2,107	2,107	2,488	84.69%
204	1,080	608	4	1,692	470	1	0	2,163	2,163	3,286	65.82%
251	889	492	1	1,382	369	0	0	1,751	1,751	2,258	77.55%
280	584	254	4	842	255	0	0	1,097	1,097	1,525	71.93%
281	583	258	2	843	269	0	0	1,112	1,112	1,488	74.73%
282	240	96	1	337	82	0	0	419	419	583	71.87%
283	209	91	0	300	72	0	0	372	372	473	78.65%
284	144	60	0	204	71	0	0	275	275	343	80.17%
321	1,283	776	4	2,063	550	0	0	2,613	2,613	3,333	78.40%
322	509	352	1	862	229	0	0	1,091	1,091	1,384	78.83%
323	645	531	6	1,182	305	0	0	1,487	1,487	1,916	77.61%
330	1,407	1,313	6	2,726	729	1	0	3,456	3,456	5,019	68.86%

Canvass Results

Official

Run Time: 11:42 AM
Run Date: 12/05/2022

Clackamas County

November 8, 2022 General Election

11/8/2022

Page 64

Official Results

Registered Voters
216733 of 313875 = 69.05%

Precincts Reporting
86 of 86 = 100.00%

County Clerk - Vote for one

Precinct	Catherine McMullen	Sherry Hall	Write-in (W)	Cast Votes	Undervotes	Overvotes	Miscellaneous Write-ins	Vote by Mail Ballots Cast	Total Ballots Cast	Registered Voters	Turnout Percentage
331	750	590	8	1,348	337	0	0	1,685	1,685	2,188	77.01%
332	254	196	1	451	129	0	0	580	580	698	83.09%
350	1,215	1,109	11	2,335	576	0	0	2,911	2,911	4,125	70.57%
359	0	0	0	0	0	0	0	0	0	0	0.00%
360	1,797	1,620	13	3,430	835	0	0	4,265	4,265	6,168	69.15%
361	1,264	1,075	7	2,346	616	0	0	2,962	2,962	4,285	69.12%
371	110	94	0	204	63	0	0	267	267	396	67.42%
373	1,834	855	11	2,700	709	2	0	3,411	3,411	5,277	64.64%
400	1,747	1,346	9	3,102	872	0	0	3,974	3,974	5,301	74.97%
404	1,953	1,627	14	3,594	1,086	0	0	4,680	4,680	6,826	68.56%
405	1,212	1,065	7	2,284	703	0	0	2,987	2,987	4,213	70.90%
410	1,370	858	9	2,237	571	1	0	2,809	2,809	5,114	54.93%
411	1,206	786	3	1,995	545	0	0	2,540	2,540	3,794	66.95%
412	1,460	1,030	5	2,495	633	1	0	3,129	3,129	4,558	68.65%
416	1,637	1,057	14	2,708	765	0	0	3,473	3,473	5,358	64.82%
417	888	595	0	1,483	302	0	0	1,785	1,785	2,453	72.77%
418	862	524	5	1,391	399	0	0	1,790	1,790	2,840	63.03%
420	1,309	565	6	1,880	426	0	0	2,306	2,306	3,665	62.92%
421	1,005	594	6	1,605	449	0	0	2,054	2,054	4,150	49.49%
422	575	292	10	877	232	0	0	1,109	1,109	1,986	55.84%

Canvass Results

Official

Run Time 11:42 AM
Run Date 12/05/2022

Clackamas County

November 8, 2022 General Election

11/8/2022

Page 65

Official Results

Registered Voters
216733 of 313875 = 69.05%

Precincts Reporting
86 of 86 = 100.00%

County Clerk - Vote for one

Precinct	Catherine McMullen	Sherry Hall	Write-in (W)	Cast Votes	Undervotes	Overvotes	Miscellaneous Write-ins	Vote by Mail Ballots Cast	Total Ballots Cast	Registered Voters	Turnout Percentage
423	745	462	7	1,214	324	0	0	1,538	1,538	3,008	51.13%
500	621	263	2	886	213	1	0	1,100	1,100	1,741	63.18%
501	2,194	643	7	2,844	522	0	0	3,366	3,366	4,827	69.73%
502	2,200	910	6	3,116	618	0	0	3,734	3,734	5,537	67.44%
503	1,870	887	10	2,767	556	0	0	3,323	3,323	4,458	74.54%
504	2,308	1,154	11	3,473	786	0	0	4,259	4,259	6,408	66.46%
506	1,501	877	5	2,383	485	1	0	2,869	2,869	4,617	62.14%
510	1,561	901	6	2,468	499	0	0	2,967	2,967	4,105	72.28%
512	931	647	4	1,582	362	0	0	1,944	1,944	2,917	66.64%
514	2,494	1,609	10	4,113	960	0	0	5,073	5,073	6,824	74.34%
516	1,530	1,158	13	2,701	610	0	0	3,311	3,311	4,507	73.46%
517	1,779	1,360	15	3,154	686	1	0	3,841	3,841	5,330	72.06%
600	2,289	1,124	11	3,424	702	1	0	4,127	4,127	6,608	62.45%
602	1,947	934	8	2,889	588	0	0	3,477	3,477	4,877	71.29%
604	143	61	0	204	35	0	0	239	239	308	77.60%
606	1,000	620	8	1,628	414	1	0	2,043	2,043	3,247	62.92%
608	2,347	1,318	7	3,672	726	0	0	4,398	4,398	5,920	74.29%
610	622	359	3	984	237	0	0	1,221	1,221	2,031	60.12%
614	1,042	646	7	1,695	314	0	0	2,009	2,009	3,293	61.01%
616	1,727	916	3	2,646	643	0	0	3,289	3,289	4,938	66.61%

Canvass Results

Official

Run Time 11:42 AM
Run Date 12/05/2022

Clackamas County

November 8, 2022 General Election

11/8/2022

Page 66

Official Results

Registered Voters
216733 of 313875 = 69.05%

Precincts Reporting
86 of 86 = 100.00%

County Clerk - Vote for one

Precinct	Catherine McMullen	Sherry Hall	Write-in (W)	Cast Votes	Undervotes	Overvotes	Miscellaneous Write-ins	Vote by Mail Ballots Cast	Total Ballots Cast	Registered Voters	Turnout Percentage
618	261	136	5	402	85	0	0	487	487	733	66.44%
620	102	78	0	180	55	0	0	235	235	369	63.69%
622	1,147	510	3	1,660	354	0	0	2,014	2,014	2,833	71.09%
626	2,270	771	10	3,051	623	0	0	3,674	3,674	5,444	67.49%
630	3,347	1,327	11	4,685	904	0	0	5,589	5,589	7,946	70.34%
632	1,029	656	3	1,688	344	0	0	2,032	2,032	3,656	55.58%
Totals	110,028	62,619	503	173,150	43,316	20	0	216,486	216,486	313,875	68.97%



**CERTIFIED COPY OF THE ORIGINAL
SHERRY HALL, COUNTY CLERK**

BY: Sherry Hall

Canvass Results

Official

Run Time 11:42 AM
Run Date 12/05/2022

Clackamas County

November 8, 2022 General Election

11/8/2022

Page 52

Official Results

Registered Voters
216733 of 313875 = 69.05%

Precincts Reporting
86 of 86 = 100.00%

County Commissioner, Position 2 - Vote for one

Precinct	Libra Forde	Paul Savas	Write-in (W)	Cast Votes	Undervotes	Overvotes	Miscellaneous Write-ins	Vote by Mail Ballots Cast	Total Ballots Cast	Registered Voters	Turnout Percentage
100	631	901	3	1,535	342	1	0	1,878	1,878	2,733	68.72%
101	1,446	1,632	9	3,087	770	0	0	3,857	3,857	6,187	62.34%
102	266	462	1	729	218	0	0	947	947	1,512	62.63%
103	1,121	1,457	4	2,582	598	0	0	3,180	3,180	4,527	70.25%
104	206	150	3	359	91	0	0	450	450	614	73.29%
105	706	830	2	1,538	334	1	0	1,873	1,873	2,751	68.08%
106	551	1,288	6	1,845	468	0	0	2,313	2,313	3,667	63.08%
107	442	801	1	1,244	294	0	0	1,538	1,538	2,407	63.90%
108	1,045	2,004	10	3,059	765	0	0	3,824	3,824	6,190	61.78%
111	793	2,369	24	3,186	768	1	0	3,955	3,955	6,756	58.54%
122	778	1,566	10	2,354	593	0	0	2,947	2,947	4,544	64.85%
123	469	901	5	1,375	355	1	0	1,731	1,731	2,595	66.71%
124	851	1,666	3	2,520	571	0	0	3,091	3,091	4,068	75.98%
125	322	543	3	868	244	0	0	1,112	1,112	1,557	71.42%
127	12	47	0	59	8	0	0	67	67	93	72.04%
131	2,072	2,110	6	4,188	1,122	3	0	5,313	5,313	7,110	74.73%
132	1,692	1,460	6	3,158	808	0	0	3,966	3,966	5,111	77.60%
133	726	586	3	1,315	336	1	0	1,652	1,652	2,199	75.13%
135	2,051	1,672	8	3,731	921	1	0	4,653	4,653	5,882	79.11%
151	1,086	709	1	1,796	515	1	0	2,312	2,312	2,885	80.14%

Canvass Results

Official

Run Time 11:42 AM
Run Date 12/05/2022

Clackamas County

November 8, 2022 General Election

11/8/2022

Page 53

Official Results

Registered Voters
216733 of 313875 = 69.05%
Precincts Reporting
86 of 86 = 100.00%

County Commissioner, Position 2 - Vote for one

Precinct	Libra Forde	Paul Savas	Write-in (W)	Cast Votes	Undervotes	Overvotes	Miscellaneous Write-ins	Vote by Mail Ballots Cast	Total Ballots Cast	Registered Voters	Turnout Percentage
153	2,270	1,811	7	4,088	1,116	2	0	5,206	5,206	6,524	79.80%
155	1,286	865	7	2,158	729	1	0	2,888	2,888	3,859	74.84%
156	1,868	1,244	2	3,114	907	1	0	4,022	4,022	5,106	78.77%
158	1,748	1,036	7	2,791	847	2	0	3,640	3,640	4,935	73.76%
159	1,082	740	6	1,828	554	1	0	2,383	2,383	3,098	76.92%
160	705	461	2	1,168	330	0	0	1,498	1,498	1,961	76.39%
201	1,354	1,363	4	2,721	800	0	0	3,521	3,521	4,912	71.68%
202	1,483	1,480	4	2,967	880	3	0	3,850	3,850	6,119	62.92%
203	619	1,077	0	1,696	409	2	0	2,107	2,107	2,488	84.69%
204	790	915	2	1,707	456	0	0	2,163	2,163	3,286	65.82%
251	632	746	0	1,378	373	0	0	1,751	1,751	2,258	77.55%
280	467	365	1	833	264	0	0	1,097	1,097	1,525	71.93%
281	468	368	1	837	275	0	0	1,112	1,112	1,488	74.73%
282	203	118	0	321	98	0	0	419	419	583	71.87%
283	158	142	1	301	71	0	0	372	372	473	78.65%
284	105	105	0	210	65	0	0	275	275	343	80.17%
321	794	1,283	5	2,082	531	0	0	2,613	2,613	3,333	78.40%
322	306	551	1	858	233	0	0	1,091	1,091	1,384	78.83%
323	452	721	5	1,178	309	0	0	1,487	1,487	1,916	77.61%
330	652	2,116	10	2,778	678	0	0	3,456	3,456	5,019	68.86%

Canvass Results

Official

Run Time 11:42 AM
Run Date 12/05/2022

Clackamas County

November 8, 2022 General Election

11/8/2022

Page 54

Official Results

Registered Voters
216733 of 313875 = 69.05%

Precincts Reporting
86 of 86 = 100.00%

County Commissioner, Position 2 - Vote for one

Precinct	Libra Forde	Paul Savas	Write-in (W)	Cast Votes	Undervotes	Overvotes	Miscellaneous Write-ins	Vote by Mail Ballots Cast	Total Ballots Cast	Registered Voters	Turnout Percentage
331	369	978	2	1,349	336	0	0	1,685	1,685	2,188	77.01%
332	145	308	2	455	125	0	0	580	580	698	83.09%
350	493	1,851	8	2,352	559	0	0	2,911	2,911	4,125	70.57%
359	0	0	0	0	0	0	0	0	0	0	0.00%
360	917	2,482	9	3,408	857	0	0	4,265	4,265	6,168	69.15%
361	700	1,637	5	2,342	620	0	0	2,962	2,962	4,285	69.12%
371	72	140	0	212	55	0	0	267	267	396	67.42%
373	1,249	1,441	5	2,695	716	0	0	3,411	3,411	5,277	64.64%
400	951	2,186	8	3,145	829	0	0	3,974	3,974	5,301	74.97%
404	1,067	2,499	12	3,578	1,102	0	0	4,680	4,680	6,826	68.56%
405	601	1,653	10	2,264	722	1	0	2,987	2,987	4,213	70.90%
410	1,068	1,163	7	2,238	571	0	0	2,809	2,809	5,114	54.93%
411	837	1,151	2	1,990	550	0	0	2,540	2,540	3,794	66.95%
412	931	1,590	6	2,527	602	0	0	3,129	3,129	4,558	68.65%
416	1,241	1,454	9	2,704	769	0	0	3,473	3,473	5,358	64.82%
417	489	989	2	1,480	305	0	0	1,785	1,785	2,453	72.77%
418	647	753	4	1,404	386	0	0	1,790	1,790	2,840	63.03%
420	1,071	813	4	1,888	418	0	0	2,306	2,306	3,665	62.92%
421	831	787	4	1,622	432	0	0	2,054	2,054	4,150	49.49%
422	498	394	7	899	210	0	0	1,109	1,109	1,986	55.84%

Canvass Results

Official

Run Time 11:42 AM
Run Date 12/05/2022

Clackamas County

November 8, 2022 General Election

11/8/2022

Page 55

Official Results

Registered Voters
216733 of 313875 = 69.05%

Precincts Reporting
86 of 86 = 100.00%

County Commissioner, Position 2 - Vote for one

Precinct	Libra Forde	Paul Savas	Write-in (W)	Cast Votes	Undervotes	Overvotes	Miscellaneous Write-ins	Vote by Mail Ballots Cast	Total Ballots Cast	Registered Voters	Turnout Percentage
423	631	582	9	1,222	316	0	0	1,538	1,538	3,008	51.13%
500	457	447	1	905	194	1	0	1,100	1,100	1,741	63.18%
501	1,853	1,031	8	2,892	474	0	0	3,366	3,366	4,827	69.73%
502	1,705	1,490	7	3,202	532	0	0	3,734	3,734	5,537	67.44%
503	1,353	1,464	6	2,823	500	0	0	3,323	3,323	4,458	74.54%
504	1,688	1,799	4	3,491	767	1	0	4,259	4,259	6,408	66.46%
506	987	1,375	5	2,367	501	1	0	2,869	2,869	4,617	62.14%
510	756	1,704	3	2,463	504	0	0	2,967	2,967	4,105	72.28%
512	551	1,019	7	1,577	367	0	0	1,944	1,944	2,917	66.64%
514	1,276	2,845	9	4,130	943	0	0	5,073	5,073	6,824	74.34%
516	813	1,869	11	2,693	617	1	0	3,311	3,311	4,507	73.46%
517	796	2,349	12	3,157	683	1	0	3,841	3,841	5,330	72.06%
600	1,610	1,819	11	3,440	686	1	0	4,127	4,127	6,608	62.45%
602	1,109	1,747	4	2,860	617	0	0	3,477	3,477	4,877	71.29%
604	81	122	0	203	36	0	0	239	239	308	77.60%
606	636	1,007	7	1,650	393	0	0	2,043	2,043	3,247	62.92%
608	1,256	2,384	10	3,650	747	1	0	4,398	4,398	5,920	74.29%
610	381	593	3	977	244	0	0	1,221	1,221	2,031	60.12%
614	752	938	4	1,694	315	0	0	2,009	2,009	3,293	61.01%
616	1,206	1,428	8	2,642	647	0	0	3,289	3,289	4,938	66.61%

Canvass Results

Official

Run Time 11:42 AM
Run Date 12/05/2022

Clackamas County

November 8, 2022 General Election

11/8/2022

Page 56

Official Results

Registered Voters
216733 of 313875 = 69.05%

Precincts Reporting
86 of 86 = 100.00%

County Commissioner, Position 2 - Vote for one

Precinct	Libra Forde	Paul Savas	Write-in (W)	Cast Votes	Undervotes	Overvotes	Miscellaneous Write-ins	Vote by Mail Ballots Cast	Total Ballots Cast	Registered Voters	Turnout Percentage
618	201	196	2	399	88	0	0	487	487	733	66.44%
620	72	101	0	173	62	0	0	235	235	369	63.69%
622	994	669	3	1,666	348	0	0	2,014	2,014	2,833	71.09%
626	2,046	1,030	10	3,086	588	0	0	3,674	3,674	5,444	67.49%
630	2,738	1,939	10	4,687	902	0	0	5,589	5,589	7,946	70.34%
632	715	931	5	1,651	381	0	0	2,032	2,032	3,656	55.58%
Totals	75,548	97,808	438	173,794	42,662	30	0	216,486	216,486	313,875	68.97%



**CERTIFIED COPY OF THE ORIGINAL
SHERRY HALL, COUNTY CLERK**

BY: Sherry Hall

Canvass Results

Official

Run Time: 11:42 AM
Run Date: 12/05/2022

Clackamas County

November 8, 2022 General Election

11/8/2022

Page 57

Official Results

Registered Voters
216733 of 313875 = 69.05%

Precincts Reporting
86 of 86 = 100.00%

County Commissioner, Position 5 - Vote for one

Precinct	Sonya Fischer	Ben West	Write-in (W)	Cast Votes	Undervotes	Overvotes	Miscellaneous Write-ins	Vote by Mail Ballots Cast	Total Ballots Cast	Registered Voters	Turnout Percentage
100	705	797	4	1,506	371	1	0	1,878	1,878	2,733	68.72%
101	1,558	1,421	11	2,990	867	0	0	3,857	3,857	6,187	62.34%
102	342	373	2	717	230	0	0	947	947	1,512	62.63%
103	1,261	1,236	4	2,501	679	0	0	3,180	3,180	4,527	70.25%
104	221	123	1	345	105	0	0	450	450	614	73.29%
105	781	708	1	1,490	383	0	0	1,873	1,873	2,751	68.08%
106	676	1,136	7	1,819	494	0	0	2,313	2,313	3,667	63.08%
107	512	727	3	1,242	296	0	0	1,538	1,538	2,407	63.90%
108	1,260	1,744	9	3,013	811	0	0	3,824	3,824	6,190	61.78%
111	1,009	2,144	14	3,167	788	0	0	3,955	3,955	6,756	58.54%
122	930	1,415	7	2,352	595	0	0	2,947	2,947	4,544	64.85%
123	507	853	6	1,366	365	0	0	1,731	1,731	2,595	66.71%
124	973	1,513	1	2,487	604	0	0	3,091	3,091	4,068	75.98%
125	363	496	5	864	248	0	0	1,112	1,112	1,557	71.42%
127	22	38	0	60	7	0	0	67	67	93	72.04%
131	2,186	1,984	6	4,176	1,135	2	0	5,313	5,313	7,110	74.73%
132	1,776	1,378	8	3,162	804	0	0	3,966	3,966	5,111	77.60%
133	769	540	3	1,312	340	0	0	1,652	1,652	2,199	75.13%
135	2,169	1,532	10	3,711	940	2	0	4,653	4,653	5,882	79.11%
151	1,140	644	2	1,786	526	0	0	2,312	2,312	2,885	80.14%

Canvass Results

Official

Run Time 11:42 AM
Run Date 12/05/2022

Clackamas County

November 8, 2022 General Election

11/8/2022

Page 58

Official Results

Registered Voters
216733 of 313875 = 69.05%

Precincts Reporting
86 of 86 = 100.00%

County Commissioner, Position 5 - Vote for one

Precinct	Sonya Fischer	Ben West	Write-in (W)	Cast Votes	Undervotes	Overvotes	Miscellaneous Write-ins	Vote by Mail Ballots Cast	Total Ballots Cast	Registered Voters	Turnout Percentage
153	2,482	1,617	3	4,102	1,104	0	0	5,206	5,206	6,524	79.80%
155	1,365	793	6	2,164	724	0	0	2,888	2,888	3,859	74.84%
156	2,015	1,128	3	3,146	876	0	0	4,022	4,022	5,106	78.77%
158	1,846	965	5	2,816	824	0	0	3,640	3,640	4,935	73.76%
159	1,147	681	6	1,834	549	0	0	2,383	2,383	3,098	76.92%
160	736	440	2	1,178	320	0	0	1,498	1,498	1,961	76.39%
201	1,640	1,341	5	2,986	535	0	0	3,521	3,521	4,912	71.68%
202	1,680	1,508	4	3,192	658	0	0	3,850	3,850	6,119	62.92%
203	853	930	0	1,783	323	1	0	2,107	2,107	2,488	84.69%
204	905	955	2	1,862	301	0	0	2,163	2,163	3,286	65.82%
251	685	694	0	1,379	372	0	0	1,751	1,751	2,258	77.55%
280	506	322	2	830	267	0	0	1,097	1,097	1,525	71.93%
281	513	323	2	838	274	0	0	1,112	1,112	1,488	74.73%
282	207	109	0	316	103	0	0	419	419	583	71.87%
283	173	131	0	304	68	0	0	372	372	473	78.65%
284	129	83	0	212	63	0	0	275	275	343	80.17%
321	927	1,155	6	2,088	524	1	0	2,613	2,613	3,333	78.40%
322	361	521	0	882	209	0	0	1,091	1,091	1,384	78.83%
323	499	696	3	1,198	289	0	0	1,487	1,487	1,916	77.61%
330	823	1,936	11	2,770	686	0	0	3,456	3,456	5,019	68.86%

Canvass Results

Official

Run Time 11:42 AM
Run Date 12/05/2022

Clackamas County

November 8, 2022 General Election

11/8/2022

Page 59

Official Results

Registered Voters
216733 of 313875 = 69.05%

Precincts Reporting
86 of 86 = 100.00%

County Commissioner, Position 5 - Vote for one

Precinct	Sonya Fischer	Ben West	Write-in (W)	Cast Votes	Undervotes	Overvotes	Miscellaneous Write-ins	Vote by Mail Ballots Cast	Total Ballots Cast	Registered Voters	Turnout Percentage
331	438	888	3	1,329	356	0	0	1,685	1,685	2,188	77.01%
332	182	280	2	464	116	0	0	580	580	698	83.09%
350	697	1,645	3	2,345	566	0	0	2,911	2,911	4,125	70.57%
359	0	0	0	0	0	0	0	0	0	0	0.00%
360	1,199	2,148	12	3,359	906	0	0	4,265	4,265	6,168	69.15%
361	883	1,435	6	2,324	638	0	0	2,962	2,962	4,285	69.12%
371	90	120	0	210	57	0	0	267	267	396	67.42%
373	1,442	1,184	8	2,634	777	0	0	3,411	3,411	5,277	64.64%
400	1,135	1,927	10	3,072	902	0	0	3,974	3,974	5,301	74.97%
404	1,355	2,119	7	3,481	1,199	0	0	4,680	4,680	6,826	68.56%
405	802	1,395	7	2,204	783	0	0	2,987	2,987	4,213	70.90%
410	1,164	1,026	9	2,199	610	0	0	2,809	2,809	5,114	54.93%
411	953	982	3	1,938	601	1	0	2,540	2,540	3,794	66.95%
412	1,093	1,356	7	2,456	673	0	0	3,129	3,129	4,558	68.65%
416	1,383	1,285	6	2,674	798	1	0	3,473	3,473	5,358	64.82%
417	612	861	1	1,474	311	0	0	1,785	1,785	2,453	72.77%
418	746	625	6	1,377	413	0	0	1,790	1,790	2,840	63.03%
420	1,138	686	6	1,830	476	0	0	2,306	2,306	3,665	62.92%
421	918	652	4	1,574	480	0	0	2,054	2,054	4,150	49.49%
422	529	344	10	883	226	0	0	1,109	1,109	1,986	55.84%

Canvass Results

Official

Run Time 11:42 AM
Run Date 12/05/2022

Clackamas County

November 8, 2022 General Election

11/8/2022

Page 60

Official Results

Registered Voters
216733 of 313875 = 69.05%

Precincts Reporting
86 of 86 = 100.00%

County Commissioner, Position 5 - Vote for one

Precinct	Sonya Fischer	Ben West	Write-in (W)	Cast Votes	Undervotes	Overvotes	Miscellaneous Write-ins	Vote by Mail Ballots Cast	Total Ballots Cast	Registered Voters	Turnout Percentage
423	676	529	5	1,210	328	0	0	1,538	1,538	3,008	51.13%
500	521	347	2	870	230	0	0	1,100	1,100	1,741	63.18%
501	1,926	811	7	2,744	622	0	0	3,366	3,366	4,827	69.73%
502	1,848	1,164	7	3,019	715	0	0	3,734	3,734	5,537	67.44%
503	1,471	1,206	9	2,686	637	0	0	3,323	3,323	4,458	74.54%
504	1,891	1,497	10	3,398	861	0	0	4,259	4,259	6,408	66.46%
506	1,131	1,191	3	2,325	543	1	0	2,869	2,869	4,617	62.14%
510	885	1,524	7	2,416	550	1	0	2,967	2,967	4,105	72.28%
512	631	908	7	1,546	398	0	0	1,944	1,944	2,917	66.64%
514	1,523	2,546	8	4,077	995	1	0	5,073	5,073	6,824	74.34%
516	997	1,654	8	2,659	650	2	0	3,311	3,311	4,507	73.46%
517	1,028	2,091	9	3,128	711	2	0	3,841	3,841	5,330	72.06%
600	1,729	1,650	9	3,388	738	1	0	4,127	4,127	6,608	62.45%
602	1,305	1,486	6	2,797	680	0	0	3,477	3,477	4,877	71.29%
604	92	110	0	202	37	0	0	239	239	308	77.60%
606	728	874	7	1,609	434	0	0	2,043	2,043	3,247	62.92%
608	1,522	2,084	10	3,616	782	0	0	4,398	4,398	5,920	74.29%
610	472	480	1	953	268	0	0	1,221	1,221	2,031	60.12%
614	833	814	8	1,655	353	1	0	2,009	2,009	3,293	61.01%
616	1,304	1,226	6	2,536	752	1	0	3,289	3,289	4,938	66.61%

Canvass Results

Official

Run Time 11:42 AM

Run Date 12/05/2022

Clackamas County

November 8, 2022 General Election

11/8/2022

Page 61

Official Results

Registered Voters
216733 of 313875 = 69.05%

Precincts Reporting
86 of 86 = 100.00%

County Commissioner, Position 5 - Vote for one

Precinct	Sonya Fischer	Ben West	Write-in (W)	Cast Votes	Undervotes	Overvotes	Miscellaneous Write-ins	Vote by Mail Ballots Cast	Total Ballots Cast	Registered Voters	Turnout Percentage
618	210	172	4	386	101	0	0	487	487	733	66.44%
620	91	80	0	171	64	0	0	235	235	369	63.69%
622	1,028	593	7	1,628	386	0	0	2,014	2,014	2,833	71.09%
626	2,051	954	6	3,011	663	0	0	3,674	3,674	5,444	67.49%
630	2,842	1,728	10	4,580	1,009	0	0	5,589	5,589	7,946	70.34%
632	816	837	5	1,658	374	0	0	2,032	2,032	3,656	55.58%
Totals	84,962	86,644	435	172,041	44,426	19	0	216,486	216,486	313,875	68.97%



**CERTIFIED COPY OF THE ORIGINAL
SHERRY HALL, COUNTY CLERK**

BY: Sherry Hall

Canvass Results

Official

Run Time 11:42 AM
Run Date 12/05/2022

Clackamas County

November 8, 2022 General Election

11/8/2022

Page 67

Official Results

Registered Voters
216733 of 313875 = 69.05%

Precincts Reporting
86 of 86 = 100.00%

County Treasurer - Vote for one

Precinct	Brian T Nava	Write-in (W)	Cast Votes	Undervotes	Overvotes	Miscellaneous Write-ins	Vote by Mail Ballots Cast	Total Ballots Cast	Registered Voters	Turnout Percentage
100	933	6	939	939	0	0	1,878	1,878	2,733	68.72%
101	1,960	19	1,979	1,878	0	0	3,857	3,857	6,187	62.34%
102	435	9	444	503	0	0	947	947	1,512	62.63%
103	1,534	14	1,548	1,632	0	0	3,180	3,180	4,527	70.25%
104	194	6	200	250	0	0	450	450	614	73.29%
105	985	5	990	883	0	0	1,873	1,873	2,751	68.08%
106	1,109	21	1,130	1,183	0	0	2,313	2,313	3,667	63.08%
107	795	11	806	730	2	0	1,538	1,538	2,407	63.90%
108	1,844	28	1,872	1,952	0	0	3,824	3,824	6,190	61.78%
111	2,110	41	2,151	1,804	0	0	3,955	3,955	6,756	58.54%
122	1,654	13	1,667	1,280	0	0	2,947	2,947	4,544	64.85%
123	910	18	928	803	0	0	1,731	1,731	2,595	66.71%
124	1,596	21	1,617	1,474	0	0	3,091	3,091	4,068	75.98%
125	563	8	571	541	0	0	1,112	1,112	1,557	71.42%
127	35	0	35	32	0	0	67	67	93	72.04%
131	2,696	30	2,726	2,587	0	0	5,313	5,313	7,110	74.73%
132	1,962	13	1,975	1,991	0	0	3,966	3,966	5,111	77.60%
133	820	10	830	822	0	0	1,652	1,652	2,199	75.13%
135	2,302	28	2,330	2,322	1	0	4,653	4,653	5,882	79.11%
151	1,199	9	1,208	1,104	0	0	2,312	2,312	2,885	80.14%

Canvass Results

Official

Run Time 11:42 AM
Run Date 12/05/2022

Clackamas County

November 8, 2022 General Election

11/8/2022

Page 68

Official Results

Registered Voters
216733 of 313875 = 69.05%

Precincts Reporting
86 of 86 = 100.00%

County Treasurer - Vote for one

Precinct	Brian T Nava	Write-in (W)	Cast Votes	Undervotes	Overvotes	Miscellaneous Write-ins	Vote by Mail Ballots Cast	Total Ballots Cast	Registered Voters	Turnout Percentage
153	2,654	17	2,671	2,535	0	0	5,206	5,206	6,524	79.80%
155	1,518	8	1,526	1,362	0	0	2,888	2,888	3,859	74.84%
156	2,104	9	2,113	1,909	0	0	4,022	4,022	5,106	78.77%
158	1,883	12	1,895	1,745	0	0	3,640	3,640	4,935	73.76%
159	1,195	13	1,208	1,175	0	0	2,383	2,383	3,098	76.92%
160	769	10	779	719	0	0	1,498	1,498	1,961	76.39%
201	1,861	16	1,877	1,644	0	0	3,521	3,521	4,912	71.68%
202	2,039	16	2,055	1,795	0	0	3,850	3,850	6,119	62.92%
203	1,150	5	1,155	952	0	0	2,107	2,107	2,488	84.69%
204	1,154	8	1,162	1,001	0	0	2,163	2,163	3,286	65.82%
251	873	6	879	872	0	0	1,751	1,751	2,258	77.55%
280	571	6	577	520	0	0	1,097	1,097	1,525	71.93%
281	555	5	560	552	0	0	1,112	1,112	1,488	74.73%
282	234	1	235	184	0	0	419	419	583	71.87%
283	188	1	189	183	0	0	372	372	473	78.65%
284	152	0	152	123	0	0	275	275	343	80.17%
321	1,199	16	1,215	1,398	0	0	2,613	2,613	3,333	78.40%
322	453	3	456	635	0	0	1,091	1,091	1,384	78.83%
323	667	12	679	808	0	0	1,487	1,487	1,916	77.61%
330	1,425	37	1,462	1,994	0	0	3,456	3,456	5,019	68.86%

Canvass Results

Official

Run Time 11:42 AM
Run Date 12/05/2022

Clackamas County

November 8, 2022 General Election

11/8/2022

Page 69

Official Results

Registered Voters
216733 of 313975 = 69.05%

Precincts Reporting
86 of 86 = 100.00%

County Treasurer - Vote for one

Precinct	Brian T Nava	Write-in (W)	Cast Votes	Undervotes	Overvotes	Miscellaneous Write-ins	Vote by Mail Ballots Cast	Total Ballots Cast	Registered Voters	Turnout Percentage
331	786	10	796	889	0	0	1,685	1,685	2,188	77.01%
332	258	4	262	318	0	0	580	580	698	83.09%
350	1,204	25	1,229	1,682	0	0	2,911	2,911	4,125	70.57%
359	0	0	0	0	0	0	0	0	0	0.00%
360	1,902	28	1,930	2,335	0	0	4,265	4,265	6,168	69.15%
361	1,269	24	1,293	1,669	0	0	2,962	2,962	4,285	69.12%
371	119	0	119	148	0	0	267	267	396	67.42%
373	1,532	26	1,558	1,853	0	0	3,411	3,411	5,277	64.64%
400	1,704	34	1,738	2,236	0	0	3,974	3,974	5,301	74.97%
404	1,975	27	2,002	2,678	0	0	4,680	4,680	6,826	68.56%
405	1,306	23	1,329	1,658	0	0	2,987	2,987	4,213	70.90%
410	1,456	29	1,485	1,324	0	0	2,809	2,809	5,114	54.93%
411	1,235	17	1,252	1,288	0	0	2,540	2,540	3,794	66.95%
412	1,471	18	1,489	1,640	0	0	3,129	3,129	4,558	68.65%
416	1,682	35	1,717	1,756	0	0	3,473	3,473	5,358	64.82%
417	846	6	852	933	0	0	1,785	1,785	2,453	72.77%
418	828	7	835	955	0	0	1,790	1,790	2,840	63.03%
420	1,151	8	1,159	1,147	0	0	2,306	2,306	3,665	62.92%
421	1,091	14	1,105	949	0	0	2,054	2,054	4,150	49.49%
422	600	21	621	488	0	0	1,109	1,109	1,986	55.84%

Canvass Results

Official

Run Time 11:42 AM
Run Date 12/05/2022

Clackamas County

November 8, 2022 General Election

11/8/2022

Page 70

Official Results

Registered Voters
216733 of 313875 = 69.05%

Precincts Reporting
86 of 86 = 100.00%

County Treasurer - Vote for one

Precinct	Brian T Nava	Write-in (W)	Cast Votes	Undervotes	Overvotes	Miscellaneous Write-ins	Vote by Mail Ballots Cast	Total Ballots Cast	Registered Voters	Turnout Percentage
423	791	18	809	729	0	0	1,538	1,538	3,008	51.13%
500	567	5	572	528	0	0	1,100	1,100	1,741	63.18%
501	1,792	30	1,822	1,544	0	0	3,366	3,366	4,827	69.73%
502	1,895	23	1,918	1,816	0	0	3,734	3,734	5,537	67.44%
503	1,626	27	1,653	1,670	0	0	3,323	3,323	4,458	74.54%
504	2,190	43	2,233	2,026	0	0	4,259	4,259	6,408	66.46%
506	1,532	28	1,560	1,309	0	0	2,869	2,869	4,617	62.14%
510	1,422	16	1,438	1,529	0	0	2,967	2,967	4,105	72.28%
512	957	14	971	973	0	0	1,944	1,944	2,917	66.64%
514	2,160	37	2,197	2,876	0	0	5,073	5,073	6,824	74.34%
516	1,495	43	1,538	1,773	0	0	3,311	3,311	4,507	73.46%
517	1,693	40	1,733	2,107	1	0	3,841	3,841	5,330	72.06%
600	2,181	34	2,215	1,912	0	0	4,127	4,127	6,608	62.45%
602	1,753	18	1,771	1,706	0	0	3,477	3,477	4,877	71.29%
604	131	1	132	107	0	0	239	239	308	77.60%
606	1,036	22	1,058	985	0	0	2,043	2,043	3,247	62.92%
608	2,248	19	2,267	2,131	0	0	4,398	4,398	5,920	74.29%
610	632	15	647	574	0	0	1,221	1,221	2,031	60.12%
614	1,030	26	1,056	953	0	0	2,009	2,009	3,293	61.01%
616	1,571	22	1,593	1,696	0	0	3,289	3,289	4,938	66.61%

Canvass Results

Official

Run Time 11:42 AM
Run Date 12/05/2022

Clackamas County

November 8, 2022 General Election

11/8/2022

Page 71

Official Results

Registered Voters
216733 of 313875 = 69.05%

Precincts Reporting
86 of 86 = 100.00%

County Treasurer - Vote for one

Precinct	Brian T Nava	Write-in (W)	Cast Votes	Undervotes	Overvotes	Miscellaneous Write-ins	Vote by Mail Ballots Cast	Total Ballots Cast	Registered Voters	Turnout Percentage
618	247	6	253	234	0	0	487	487	733	66.44%
620	126	1	127	108	0	0	235	235	369	63.69%
622	1,016	15	1,031	983	0	0	2,014	2,014	2,833	71.09%
626	1,801	28	1,829	1,845	0	0	3,674	3,674	5,444	67.49%
630	2,796	44	2,840	2,749	0	0	5,589	5,589	7,946	70.34%
632	1,076	13	1,089	943	0	0	2,032	2,032	3,656	55.58%
Totals	106,459	1,455	107,914	108,568	4	0	216,486	216,486	313,875	68.97%



**CERTIFIED COPY OF THE ORIGINAL
SHERRY HALL, COUNTY CLERK**

BY: Sherry Hall

Canvass Results

Official

Run Time 11:42 AM
Run Date 12/05/2022

Clackamas County

November 8, 2022 General Election

11/8/2022

Page 72

Official Results

Registered Voters
216733 of 313875 = 69.05%

Precincts Reporting
86 of 86 = 100.00%

City of Barlow, Mayor - Vote for one

Precinct	Michael E Lundsten	Write-in (W)	Cast Votes	Undervotes	Overvotes	Miscellaneous Write-ins	Vote by Mail Ballots Cast	Total Ballots Cast	Registered Voters	Turnout Percentage
127	48	2	50	17	0	0	67	67	93	72.04%
Totals	48	2	50	17	0	0	67	67	93	72.04%



CERTIFIED COPY OF THE ORIGINAL
SHERRY HALL, COUNTY CLERK

BY: Sherry Hall

Canvass Results

Official

Run Time 11:42 AM

Run Date 12/05/2022

Clackamas County

November 8, 2022 General Election

11/8/2022

Page 73

Official Results

Registered Voters
216733 of 313875 = 69.05%

Precincts Reporting
86 of 86 = 100.00%

City of Barlow, Councilor, Position 1 - Vote for one

Precinct	Clyde Anderson	Cast Votes	Undervotes	Overvotes	Miscellaneous Write-ins	Vote by Mail Ballots Cast	Total Ballots Cast	Registered Voters	Turnout Percentage
127	48	48	19	0	0	67	67	93	72.04%
Totals	48	48	19	0	0	67	67	93	72.04%



**CERTIFIED COPY OF THE ORIGINAL
SHERRY HALL, COUNTY CLERK**

BY: Sherry Hall

Canvass Results

Official

Run Time 11:42 AM
Run Date 12/05/2022

Clackamas County

November 8, 2022 General Election

11/8/2022

Page 74

Official Results

Registered Voters
216733 of 313875 = 69.05%

Precincts Reporting
86 of 86 = 100.00%

City of Canby, Mayor - Vote for one

Precinct	Brian D Hodson	Write-in (W)	Cast Votes	Undervotes	Overvotes	Miscellaneous Write-ins	Vote by Mail Ballots Cast	Total Ballots Cast	Registered Voters	Turnout Percentage
122	1,786	78	1,864	1,083	0	0	2,947	2,947	4,544	64.85%
123	1,043	75	1,118	613	0	0	1,731	1,731	2,595	66.71%
124	1,800	125	1,925	1,166	0	0	3,091	3,091	4,068	75.98%
125	613	49	662	450	0	0	1,112	1,112	1,557	71.42%
Totals	5,242	327	5,569	3,312	0	0	8,881	8,881	12,764	69.58%



**CERTIFIED COPY OF THE ORIGINAL
SHERRY HALL, COUNTY CLERK**

BY: Sherry Hall

Canvass Results

Official

Run Time 11:42 AM
Run Date 12/05/2022

Clackamas County

November 8, 2022 General Election

11/8/2022

Page 75

Official Results

Registered Voters
216733 of 313875 = 69.05%

Precincts Reporting
86 of 86 = 100.00%

City of Canby, Councilor - Vote for three

Precinct	Brad Clark	Art Marine	Herman Maldonado	Shawn Varwig	Greg Parker	Craig Lewelling	James X Davis	Write-in (W)	Write-in 1 (W)	Write-in 2 (W)	Write-in1 (W)	Write-in2 (W)
122	365	822	931	1,090	953	658	1,447	22	2	0	3	3
123	188	487	586	640	518	394	918	17	3	2	2	1
124	377	899	1,051	1,143	997	777	1,644	26	3	0	1	0
125	167	320	339	401	351	277	572	16	4	2	1	0
Totals	1,097	2,528	2,907	3,274	2,819	2,106	4,581	81	12	4	7	4



**CERTIFIED COPY OF THE ORIGINAL
SHERRY HALL, COUNTY CLERK**

BY: Sherry Hall

Canvass Results

Official

Run Time 11:42 AM
Run Date 12/05/2022

Clackamas County

November 8, 2022 General Election

11/8/2022

Page 76

Official Results

Registered Voters
216733 of 313875 = 69.05%

Precincts Reporting
86 of 86 = 100.00%

City of Canby, Councilor - Vote for three

Precinct	Cast Votes	Undervotes	Overvotes	Miscellaneous Write-ins	Vote by Mail Ballots Cast	Total Ballots Cast	Registered Voters	Turnout Percentage
122	6,296	2,533	4	0	2,947	2,947	4,544	64.85%
123	3,756	1,428	3	0	1,731	1,731	2,595	66.71%
124	6,918	2,355	0	0	3,091	3,091	4,068	75.98%
125	2,450	883	1	0	1,112	1,112	1,557	71.42%
Totals	19,420	7,199	8	0	8,881	8,881	12,764	69.58%



**CERTIFIED COPY OF THE ORIGINAL
SHERRY HALL, COUNTY CLERK**

BY: Sherry Hall

Canvass Results

Official

Run Time 11:42 AM
Run Date 12/05/2022

Clackamas County

November 8, 2022 General Election

11/8/2022

Page 77

Official Results

Registered Voters
216733 of 313875 = 69.05%

Precincts Reporting
86 of 86 = 100.00%

City of Estacada, Mayor - Vote for one

Precinct	Sarahi Revel (Sarahi Welton)	Sean Drinkwine	Write-in (W)	Cast Votes	Undervotes	Overvotes	Miscellaneous Write-ins	Vote by Mail Ballots Cast	Total Ballots Cast	Registered Voters	Turnout Percentage
106	711	1,298	23	2,032	280	1	0	2,313	2,313	3,667	63.08%
Totals	711	1,298	23	2,032	280	1	0	2,313	2,313	3,667	63.08%



**CERTIFIED COPY OF THE ORIGINAL
SHERRY HALL, COUNTY CLERK**

BY: Sherry Hall

Canvass Results

Official

Run Time 11:42 AM
Run Date 12/05/2022

Clackamas County

November 8, 2022 General Election

11/8/2022

Page 78

Official Results

Registered Voters
216733 of 313875 = 69.05%

Precincts Reporting
86 of 86 = 100.00%

City of Estacada, Councilor - Vote for three

Precinct	Ronda K Craig	John Calder	Michael McElroy	Heidi Prokop	Jerry Tenbush	Write-in (W)	Write-in 1 (W)	Write-in 2 (W)	Write-in 3 (W)	Cast Votes	Undervotes	Overvotes	Miscellaneous Write-ins
106	391	817	959	1,079	991	82	15	9	1	4,344	2,589	2	0
Totals	391	817	959	1,079	991	82	15	9	1	4,344	2,589	2	0



**CERTIFIED COPY OF THE ORIGINAL
SHERRY HALL, COUNTY CLERK**

BY: Sherry Hall

Canvass Results

Official

Run Time 11:42 AM

Run Date 12/05/2022

Clackamas County

November 8, 2022 General Election

11/8/2022

Page 79

Official Results

Registered Voters

216733 of 313875 = 69.05%

Precincts Reporting

86 of 86 = 100.00%

City of Estacada, Councilor - Vote for three

Precinct	Vote by Mail Ballots Cast	Total Ballots Cast	Registered Voters	Turnout Percentage
106	2,313	2,313	3,667	63.08%
Totals	2,313	2,313	3,667	63.08%

Official

November 8, 2022 General Election

Run Time 11:42 AM

11/8/2022

Registered Voters 216733 of 313875 = 69.05%
Precincts Reporting 86 of 86 = 100.00%

Run Date 12/05/2022

Page 80

City of Gladstone, Mayor - Vote for one

Precinct	Michael Milch	Tammy Stempel	Steve Johnson	Write-in (W)	Cast Votes	Undervotes	Overvotes	Miscellaneous Write-ins	Vote by Mail Ballots Cast	Total Ballots Cast	Registered Voters	Turnout Percentage
614	585	597	571	12	1,765	243	1	0	2,009	2,009	3,293	61.01%
616	1,105	918	794	23	2,840	448	1	0	3,289	3,289	4,938	66.61%
618	172	108	131	3	414	73	0	0	487	487	733	66.44%
Totals	1,862	1,623	1,496	38	5,019	764	2	0	5,785	5,785	8,964	64.54%



CERTIFIED COPY OF THE ORIGINAL
SHERRY HALL, COUNTY CLERK

BY:

Sherry Hall

Official

November 8, 2022 General Election

Registered Voters
216733 of 313875 = 69.05%

Run Time 11:42 AM

11/8/2022


Precincts Reporting
86 of 86 = 100.00%

Run Date 12/05/2022

Page 81

City of Gladstone, Councilor, Position 1 - Vote for one

Precinct	Mindy Garlington	Vanessa Huckaby	Write-in (W)	Cast Votes	Undervotes	Overvotes	Miscellaneous Write-ins	Vote by Mail Ballots Cast	Total Ballots Cast	Registered Voters	Turnout Percentage
614	747	873	11	1,631	378	0	0	2,009	2,009	3,293	61.01%
616	1,113	1,434	14	2,561	728	0	0	3,289	3,289	4,938	66.61%
618	157	226	3	386	101	0	0	487	487	733	66.44%
Totals	2,017	2,533	28	4,578	1,207	0	0	5,785	5,785	8,964	64.54%



CERTIFIED COPY OF THE ORIGINAL
SHERRY HALL, COUNTY CLERK

BY:

Sherry Hall

City of Gladstone, Councilor, Position 3 - Vote for one

Precinct	Veronica Reichle	Neal Reisner	Write-in (W)	Cast Votes	Undervotes	Overvotes	Miscellaneous Write-ins	Vote by Mail Ballots Cast	Total Ballots Cast	Registered Voters	Turnout Percentage
614	831	790	8	1,629	380	0	0	2,009	2,009	3,293	61.01%
616	1,339	1,191	12	2,542	747	0	0	3,289	3,289	4,938	66.61%
618	219	164	3	386	101	0	0	487	487	733	66.44%
Totals	2,389	2,145	23	4,557	1,228	0	0	5,785	5,785	8,964	64.54%



CERTIFIED COPY OF THE ORIGINAL
SHERRY HALL, COUNTY CLERK

BY:

Sherry Hall

City of Gladstone, Councilor, Position 5 - Vote for one

Precinct	Bill Osburn	Luke Roberts	Bart Starr (W)	Write-in (W)	Cast Votes	Undervotes	Overvotes	Miscellaneous Write-ins	Vote by Mail Ballots Cast	Total Ballots Cast	Registered Voters	Turnout Percentage
614	751	883	1	9	1,644	364	1	0	2,009	2,009	3,293	61.01%
616	1,085	1,500	0	16	2,601	688	0	0	3,289	3,289	4,938	66.61%
618	149	235	0	2	386	101	0	0	487	487	733	66.44%
Totals	1,985	2,618	1	27	4,631	1,153	1	0	5,785	5,785	8,964	64.54%



CERTIFIED COPY OF THE ORIGINAL
SHERRY HALL, COUNTY CLERK

BY:

Canvass Results

Official

Run Time 11:42 AM
Run Date 12/05/2022

Clackamas County

November 8, 2022 General Election

11/8/2022

Page 84

Official Results

Registered Voters
216733 of 313875 = 69.05%

Precincts Reporting
86 of 86 = 100.00%

City of Happy Valley, Mayor - Vote for one

Precinct	Tom Ellis	Write-in (W)	Cast Votes	Undervotes	Overvotes	Miscellaneous Write-ins	Vote by Mail Ballots Cast	Total Ballots Cast	Registered Voters	Turnout Percentage
100	1,082	36	1,118	760	0	0	1,878	1,878	2,733	68.72%
101	2,211	62	2,273	1,584	0	0	3,857	3,857	6,187	62.34%
102	522	11	533	414	0	0	947	947	1,512	62.63%
103	1,802	46	1,848	1,332	0	0	3,180	3,180	4,527	70.25%
105	1,172	26	1,198	675	0	0	1,873	1,873	2,751	68.08%
Totals	6,789	181	6,970	4,765	0	0	11,735	11,735	17,710	66.26%



**CERTIFIED COPY OF THE ORIGINAL
SHERRY HALL, COUNTY CLERK**

BY: Sherry Hall

Canvass Results

Official

Run Time 11:42 AM
Run Date 12/05/2022

Clackamas County

November 8, 2022 General Election

11/8/2022

Page 85

Official Results

Registered Voters
216733 of 313875 = 69.05%

Precincts Reporting
86 of 86 = 100.00%

City of Happy Valley, Councilor, Position 1 - Vote for one

Precinct	Joshua V Callahan	Ana Sarish	Write-in (W)	Cast Votes	Undervotes	Overvotes	Miscellaneous Write-ins	Vote by Mail Ballots Cast	Total Ballots Cast	Registered Voters	Turnout Percentage
100	797	684	2	1,483	394	1	0	1,878	1,878	2,733	68.72%
101	1,753	1,165	6	2,924	933	0	0	3,857	3,857	6,187	62.34%
102	453	219	3	675	272	0	0	947	947	1,512	62.63%
103	1,398	1,046	6	2,450	730	0	0	3,180	3,180	4,527	70.25%
105	816	669	3	1,488	385	0	0	1,873	1,873	2,751	68.08%
Totals	5,217	3,783	20	9,020	2,714	1	0	11,735	11,735	17,710	66.26%



**CERTIFIED COPY OF THE ORIGINAL
SHERRY HALL, COUNTY CLERK**

BY: Sherry Hall

Canvass Results

Official

Run Time: 11:42 AM
Run Date: 12/05/2022

Clackamas County

November 8, 2022 General Election

11/8/2022

Page 86

Official Results

Registered Voters
216733 of 313875 = 69.05%

Precincts Reporting
86 of 86 = 100.00%

City of Happy Valley, Councilor, Position 3 - Vote for one

Precinct	Bill Krasnogorov	Brett M Sherman	Write-in (W)	Cast Votes	Undervotes	Overvotes	Miscellaneous Write-ins	Vote by Mail Ballots Cast	Total Ballots Cast	Registered Voters	Turnout Percentage
100	695	828	3	1,526	351	1	0	1,878	1,878	2,733	68.72%
101	1,340	1,679	4	3,023	834	0	0	3,857	3,857	6,187	62.34%
102	373	355	3	731	216	0	0	947	947	1,512	62.63%
103	1,069	1,473	6	2,548	632	0	0	3,180	3,180	4,527	70.25%
105	671	902	3	1,576	297	0	0	1,873	1,873	2,751	68.08%
Totals	4,148	5,237	19	9,404	2,330	1	0	11,735	11,735	17,710	66.26%



**CERTIFIED COPY OF THE ORIGINAL
SHERRY HALL, COUNTY CLERK**

BY: Sherry Hall

Canvass Results

Official

Run Time 11:42 AM
Run Date 12/05/2022

Clackamas County

November 8, 2022 General Election

11/8/2022

Page 159

Official Results

Registered Voters
216733 of 313875 = 69.05%

Precincts Reporting
86 of 86 = 100.00%

Measure 3-589: City of Happy Valley

Precinct	Yes	No	Cast Votes	Undervotes	Overvotes	Miscellaneous Write-ins	Vote by Mail Ballots Cast	Total Ballots Cast	Registered Voters	Turnout Percentage
100	1,349	440	1,789	89	0	0	1,878	1,878	2,733	68.72%
101	2,786	841	3,627	230	0	0	3,857	3,857	6,187	62.34%
102	625	260	885	62	0	0	947	947	1,512	62.63%
103	2,191	823	3,014	166	0	0	3,180	3,180	4,527	70.25%
105	1,371	422	1,793	80	0	0	1,873	1,873	2,751	68.08%
Totals	8,322	2,786	11,108	627	0	0	11,735	11,735	17,710	66.26%



**CERTIFIED COPY OF THE ORIGINAL
SHERRY HALL, COUNTY CLERK**

BY: Sherry Hall

Canvass Results

Official

Run Time

Run Date

11:42 AM

12/05/2022

Clackamas County

November 8, 2022 General Election

11/8/2022

Page 87

Official Results

Registered Voters

216733 of 313875 = 69.05%

Precincts Reporting

86 of 86 = 100.00%

City of Johnson City, Councilor - Vote for three

Precinct	Margaret P McCre	Tara Schoffstall	Randy P Anderson	Rex Trullinger	Write- in (W)	Write- in (W)	Write- in (W)	Write- in 2 (W)	Write- in 3 (W)	Cast Votes	Undervotes	Overvotes	Miscellaneous Write-Ins	Vote by Mail Ballots Cast
620	107	85	91	104	1	7	1	1	1	397	308	0	0	235
Totals	107	85	91	104	1	7	1	1	1	397	308	0	0	235



CERTIFIED COPY OF THE ORIGINAL
SHERRY HALL, COUNTY CLERK

BY: *Sherry Hall*

Canvass Results

Official

Run Time

Run Date

11:42 AM

12/05/2022

Clackamas County

November 8, 2022 General Election

11/8/2022

Page 88

Official Results

Registered Voters

216733 of 313875 = 69.05%

Precincts Reporting

86 of 86 = 100.00%

City of Johnson City, Councilor - Vote for three

Precinct	Total Ballots Cast	Registered Voters	Turnout Percentage
620	235	369	63.69%
Totals	235	369	63.69%

Canvass Results

Official
 Run Time 11:42 AM
 Run Date 12/05/2022

Clackamas County

November 8, 2022 General Election

11/8/2022

Page 160

Official Results

Registered Voters
 216733 of 313875 = 69.05%
 Precincts Reporting
 86 of 86 = 100.00%

Measure 3-585: City of Johnson City

Precinct	Yes	No	Cast Votes	Undervotes	Overvotes	Miscellaneous Write-Ins	Vote by Mail Ballots Cast	Total Ballots Cast	Registered Voters	Turnout Percentage
620	68	159	227	8	0	0	235	235	369	63.69%
Totals	68	159	227	8	0	0	235	235	369	63.69%




**CERTIFIED COPY OF THE ORIGINAL
 SHERRY HALL, COUNTY CLERK**

BY: *Sherry Hall*

City of Oregon City, Mayor - Vote for one

Precinct	Denyse McGriff	Dan Berge	Write-in (W)	Cast Votes	Undervotes	Overvotes	Miscellaneous Write-ins	Vote by Mail Ballots Cast	Total Ballots Cast	Registered Voters	Turnout Percentage
600	2,559	1,057	21	3,637	490	0	0	4,127	4,127	6,608	62.45%
602	2,040	1,005	9	3,054	423	0	0	3,477	3,477	4,877	71.29%
604	137	73	0	210	29	0	0	239	239	308	77.60%
606	1,069	635	5	1,709	334	0	0	2,043	2,043	3,247	62.92%
608	2,539	1,300	2	3,841	557	0	0	4,398	4,398	5,920	74.29%
610	684	349	2	1,035	186	0	0	1,221	1,221	2,031	60.12%
632	1,100	624	7	1,731	301	0	0	2,032	2,032	3,656	55.58%
Totals	10,128	5,043	46	15,217	2,320	0	0	17,537	17,537	26,647	65.81%



CERTIFIED COPY OF THE ORIGINAL
SHERRY HALL, COUNTY CLERK

BY:

Sherry Hall

City of Oregon City, Commissioner - Vote for two

Precinct	Tom Geil	Adam Marl	Dean Scrutton	Rocky Smith Jr	Karla Laws	Sandra Dee Toews	Write-in (W)	Write-in 1 (W)	Write-in2 (W)	Cast Votes	Undervotes	Overvotes	Miscellaneous Write-ins
600	863	1,514	658	1,473	911	374	25	9	1	5,828	2,422	2	0
602	548	1,421	649	1,434	593	324	14	2	0	4,985	1,965	2	0
604	106	80	47	66	31	18	0	0	0	348	130	0	0
606	301	722	422	576	356	216	11	0	1	2,605	1,481	0	0
608	629	1,869	972	1,656	751	426	13	3	0	6,319	2,471	3	0
610	213	449	196	430	241	90	4	0	0	1,623	817	1	0
632	329	726	360	650	440	218	6	0	0	2,729	1,333	1	0
Totals	2,989	6,781	3,304	6,285	3,323	1,666	73	14	2	24,437	10,619	9	0



CERTIFIED COPY OF THE ORIGINAL
SHERRY HALL, COUNTY CLERK

BY:

Canvass Results

Official

Run Time

11:42 AM
12/05/2022

Clackamas County

November 8, 2022 General Election

11/8/2022

Page 99

Official Results

Registered Voters

216733 of 313875 = 69.05%

Precincts Reporting

86 of 86 = 100.00%

City of Oregon City, Commissioner - Vote for two

Precinct	Vote by Mail Ballots Cast	Total Ballots Cast	Registered Voters	Turnout Percentage
600	4,127	4,127	6,608	62.45%
602	3,477	3,477	4,877	71.29%
604	239	239	308	77.60%
606	2,043	2,043	3,247	62.92%
608	4,398	4,398	5,920	74.29%
610	1,221	1,221	2,031	60.12%
632	2,032	2,032	3,656	55.58%
Totals	17,537	17,537	26,647	65.81%

Canvass Results

Clackamas County

Official Results

Official

November 8, 2022 General Election

216733 of 313875 = 69.05%

Run Time 11:42 AM

11/8/2022

Precincts Reporting

Run Date 12/05/2022

Page 101

86 of 86 = 100.00%

City of Rivergrove, Councilor - Vote for three

Precinct	284	154	152	98	162	86	96	6	1	1	756	69	0	0
		Doug McLean	Brenda Ruble	Walter Williams	Jeff Williams	Arne Nyberg	Janice "Susie" Lahsene	Write-in (W)	Write-in 1 (W)	Write-in 2 (W)	Cast Votes	Undervotes	Overvotes	Miscellaneous Write-ins
Totals	154	152	98	162	86	96	6	1	1	756	69	0	0	



**CERTIFIED COPY OF THE ORIGINAL
SHERRY HALL, COUNTY CLERK**

BY: *Sherry Hall*

Canvass Results

Official

Run Time

11:42 AM

Run Date

12/05/2022

Clackamas County

November 8, 2022 General Election

11/8/2022

Page 102

Official Results

Registered Voters

216733 of 313875 = 69.05%

Precincts Reporting

86 of 86 = 100.00%

City of Rivergrove, Councilor - Vote for three

Precinct	Vote by Mail Ballots Cast	Total Ballots Cast	Registered Voters	Turnout Percentage
284	275	275	343	80.17%
Totals	275	275	343	80.17%

Ballots Cast per Contest - Accumulative Summary
 Washington County November 8 2022 General Election
 All Precincts, All Districts, All Counter Groups, All ScanStations, All Contests, All Boxes
 Official Election Results

Page: 8 of 13
 2022-12-05
 09:02:00

Total Ballots Cast: 257479, Registered Voters: 387173, Overall Turnout: 66.50%

Choice	Votes	Vote %
Write-in	30	0.41%
Write-in	26	0.35%
Write-in	23	0.31%
Total	7369	100.00%
Overvotes	4	
Undervotes	4451	



D. R. [Signature]

City of Lake Oswego, Councilor (Vote for 3)

1 ballots (0 over voted ballots, 0 overvotes, 0 undervotes), 1 registered voters, turnout 100.00%

Jeff Gudman	0	0.00%
Trudy Corrigan	1	33.33%
Charles Bryan	1	33.33%
John Wendland	0	0.00%
Ali Afghan	1	33.33%
Katherine Lupton	0	0.00%
Write-in	0	0.00%
Write-in	0	0.00%
Write-in	0	0.00%
Total	3	100.00%
Overvotes	0	
Undervotes	0	

City of North Plains, Council Members (Vote for 3)

1638 ballots (0 over voted ballots, 0 overvotes, 1949 undervotes), 2359 registered voters, turnout 69.44%

James Fage	974	32.85%
Rickey Smith	909	30.66%
Trista Papen	952	32.11%
Write-in	87	2.93%
Write-in	30	1.01%
Write-in	13	0.44%
Total	2965	100.00%
Overvotes	0	
Undervotes	1949	

City of Portland, Commissioner, Position 3 (Vote for 1)

709 ballots (1 over voted ballots, 1 overvotes, 66 undervotes), 1089 registered voters, turnout 65.11%

Rene Gonzalez	364	56.70%
Jo Ann Hardesty	276	42.99%
Write-in	2	0.31%
Total	642	100.00%
Overvotes	1	
Undervotes	66	

City of Rivergrove, Councilor (Vote for 3)

23 ballots (0 over voted ballots, 0 overvotes, 3 undervotes), 29 registered voters, turnout 79.31%

Doug Mclean	10	15.15%
Brenda C Ruble	5	7.58%
Walter Williams	18	27.27%
Jeff Williams	5	7.58%
Arne Nyberg	15	22.73%
Janice "Susie" Lahsene	13	19.70%
Write-in	0	0.00%
Write-in	0	0.00%
Write-in	0	0.00%
Total	66	100.00%
Overvotes	0	
Undervotes	3	

City of Sherwood, Mayor (Vote for 1)

9757 ballots (0 over voted ballots, 0 overvotes, 3063 undervotes), 13863 registered voters, turnout 70.38%

Tim Rosener	6403	95.65%
Write-in	291	4.35%

Ballots Cast per Contest with Precincts
 Washington County November 8, 2022 General Election
 All Precincts, All Districts, All Counter Groups, All ScanStations, All Contests, All Boxes
 Official Election Results
 Total Ballots Cast: 257479, Registered Voters: 387173, Overall Turnout: 66.50%

Page: 80 of 138
 2022-12-05
 09:06:46

City of Rivergrove, Councilor (Vote for 3)

Precinct	Ballots Cast	Reg. Voters	Total Votes	Doug Mclean		Brenda C Ruble		Walter Williams		Jeff Williams	
Precinct 348	23	29	66	10	15.15%	5	7.58%	18	27.27%	5	7.58%
Total	23	29	66	10	15.15%	5	7.58%	18	27.27%	5	7.58%

Ballots Cast per Contest with Precincts
 Washington County November 8, 2022 General Election
 All Precincts, All Districts, All Counter Groups, All ScanStations, All Contests, All Boxes
 Official Election Results
 Total Ballots Cast: 257479, Registered Voters: 387173, Overall Turnout: 66.50%

Page: 81 of 138
 2022-12-05
 09:06:46

City of Rivergrove, Councilor (Vote for 3)

Precinct	Ballots Cast	Reg. Voters	Total Votes	Arne Nyberg		Janice "Susie" Lahsene		Write-in		Write-in	
Precinct 348	23	29	66	15	22.73%	13	19.70%	0	0.00%	0	0.00%
Total	23	29	66	15	22.73%	13	19.70%	0	0.00%	0	0.00%

Ballots Cast per Contest with Precincts
Washington County November 8, 2022 General Election
All Precincts, All Districts, All Counter Groups, All ScanStations, All Contests, All Boxes
Official Election Results
Total Ballots Cast: 257479, Registered Voters: 387173, Overall Turnout: 66.50%

Page: 82 of 138
2022-12-05
09:06:46

City of Rivergrove, Councilor (Vote for 3)

Precinct	Ballots Cast	Reg. Voters	Total Votes	Write-in	Over Votes	Under Votes
Precinct 348	23	29	66	0 0.00%	0	3
Total	23	29	66	0 0.00%	0	3

City of Sandy, Councilor, Position 5 - Vote for one

Precinct	Carl Exner	Write-in (W)	Cast Votes	Undervotes	Overvotes	Miscellaneous Write-ins	Vote by Mail Ballots Cast	Total Ballots Cast	Registered Voters	Turnout Percentage
107	856	18	874	662	2	0	1,538	1,538	2,407	63.90%
108	2,009	64	2,073	1,751	0	0	3,824	3,824	6,190	61.78%
Totals	2,865	82	2,947	2,413	2	0	5,362	5,362	8,597	62.37%



CERTIFIED COPY OF THE ORIGINAL
SHERRY HALL, COUNTY CLERK

BY:

Sherry Hall

Canvass Results

Clackamas County

Official

November 8, 2022 General Election

Run Time 11:42 AM

11/8/2022

Run Date 12/05/2022


Page 103

Official Results

Registered Voters 216733 of 318875 = 65.05%
Precincts Reporting 86 of 86 = 100.00%

City of Sandy, Mayor - Vote for one

Precinct	Stan P Pulliam	Kathleen Walker	Write-in (W)	Cast Votes	Undervotes	Overvotes	Miscellaneous Write-ins	Vote by Mail Ballots Cast	Total Ballots Cast	Registered Voters	Turnout Percentage
107	818	656	2	1,476	62	0	0	1,538	1,538	2,407	63.90%
108	1,883	1,748	13	3,644	179	1	0	3,824	3,824	6,190	61.78%
Totals	2,701	2,404	15	5,120	241	1	0	5,362	5,362	8,597	62.37%



CERTIFIED COPY OF THE ORIGINAL
SHERRY HALL, COUNTY CLERK

BY:

Sherry Hall

Official

November 8, 2022 General Election

Registered Voters

Run Time 11:42 AM

11/8/2022


Run Date 12/05/2022

Page 104

216733 of 313875 = 69.05%
Precincts Reporting
86 of 86 = 100.00%

City of Sandy, Councilor, Position 1 - Vote for one

Precinct	Chris Mayton	Jason J Pruden	Write-in (W)	Cast Votes	Undervotes	Overvotes	Miscellaneous Write-ins	Vote by Mail Ballots Cast	Total Ballots Cast	Registered Voters	Turnout Percentage
107	824	358	5	1,187	350	1	0	1,538	1,538	2,407	63.90%
108	1,955	893	19	2,867	957	0	0	3,824	3,824	6,190	61.78%
Totals	2,779	1,251	24	4,054	1,307	1	0	5,362	5,362	8,597	62.37%



**CERTIFIED COPY OF THE ORIGINAL
SHERRY HALL, COUNTY CLERK**

BY:

Sherry Hall

City of Sandy, Councilor, Position 2 - Vote for one

Precinct	Laurie Smallwood	Write-in (W)	Cast Votes	Undervotes	Overvotes	Miscellaneous Write-ins	Vote by Mail Ballots Cast	Total Ballots Cast	Registered Voters	Turnout Percentage
107	878	17	895	641	2	0	1,538	1,538	2,407	63.90%
108	2,112	43	2,155	1,669	0	0	3,824	3,824	6,190	61.78%
Totals	2,990	60	3,050	2,310	2	0	5,362	5,362	8,597	62.37%



**CERTIFIED COPY OF THE ORIGINAL
SHERRY HALL, COUNTY CLERK**

BY:

Sherry Hall

Measure 3-586: City of Sandy

Precinct	Yes	No	Cast Votes	Undervotes	Overvotes	Miscellaneous Write-ins	Vote by Mail Ballots Cast	Total Ballots Cast	Registered Voters	Turnout Percentage
107	877	584	1,461	76	1	0	1,538	1,538	2,407	63.90%
108	2,176	1,442	3,618	206	0	0	3,824	3,824	6,190	61.78%
Totals	3,053	2,026	5,079	282	1	0	5,362	5,362	8,597	62.37%



CERTIFIED COPY OF THE ORIGINAL
SHERRY HALL, COUNTY CLERK

BY: *Sherry Hall*

City of Tualatin, Mayor - Vote for one

Precinct	Frank Bubenik	Write-in (W)	Cast Votes	Undervotes	Overvotes	Miscellaneous Write-ins	Vote by Mail Ballots Cast	Total Ballots Cast	Registered Voters	Turnout Percentage
251	951	38	989	762	0	0	1,751	1,751	2,258	77.55%
Totals	951	38	989	762	0	0	1,751	1,751	2,258	77.55%



**CERTIFIED COPY OF THE ORIGINAL
SHERRY HALL, COUNTY CLERK**

BY:

Sherry Hall

Canvass Results

Clackamas County

Official

November 8, 2022 General Election

Run Time

11:42 AM

11/8/2022

Run Date

12/05/2022

Page 109

Official Results

Registered Voters

216733 of 313875 = 69.05%

Precincts Reporting

86 of 86 = 100.00%

City of Tualatin, Councilor, Position 3 - Vote for one

Precinct	Bridget Brooks	Write-in (W)	Cast Votes	Undervotes	Overvotes	Miscellaneous Write-ins	Vote by Mail Ballots Cast	Total Ballots Cast	Registered Voters	Turnout Percentage
251	846	14	860	891	0	0	1,751	1,751	2,258	77.55%
Totals	846	14	860	891	0	0	1,751	1,751	2,258	77.55%



**CERTIFIED COPY OF THE ORIGINAL
 SHERRY HALL, COUNTY CLERK**

BY:

Sherry Hall

City of Tualatin, Councilor, Position 5 - Vote for one

Precinct	Octavio Gonzalez	Kelly Horsford	Cast Votes	Undervotes	Overvotes	Miscellaneous Write-ins	Vote by Mail Ballots Cast	Total Ballots Cast	Registered Voters	Turnout Percentage
251	802	618	1,420	331	0	0	1,751	1,751	2,258	77.55%
Totals	802	618	1,420	331	0	0	1,751	1,751	2,258	77.55%




**CERTIFIED COPY OF THE ORIGINAL
SHERRY HALL, COUNTY CLERK**

BY:

Sherry Hall

Measure 34-317: City of Tualatin

Precinct	Yes	No	Cast Votes	Undervotes	Overvotes	Miscellaneous Write-ins	Vote by Mail Ballots Cast	Total Ballots Cast	Registered Voters	Turnout Percentage
251	980	689	1,669	82	0	0	1,751	1,751	2,258	77.55%
Totals	980	689	1,669	82	0	0	1,751	1,751	2,258	77.55%



**CERTIFIED COPY OF THE ORIGINAL
SHERRY HALL, COUNTY CLERK**

BY:

Sherry Hall

City of West Linn, Municipal Court Judge - Vote for one

Precinct	Rhett Bernstein	Write-in (W)	Cast Votes	Undervotes	Overvotes	Miscellaneous Write-ins	Vote by Mail Ballots Cast	Total Ballots Cast	Registered Voters	Turnout Percentage
131	2,576	32	2,608	2,705	0	0	5,313	5,313	7,110	74.73%
132	1,876	26	1,902	2,064	0	0	3,966	3,966	5,111	77.60%
133	782	9	791	861	0	0	1,652	1,652	2,199	75.13%
135	2,194	35	2,229	2,423	1	0	4,653	4,653	5,882	79.11%
Totals	7,428	102	7,530	8,053	1	0	15,584	15,584	20,302	76.76%



**CERTIFIED COPY OF THE ORIGINAL
SHERRY HALL, COUNTY CLERK**

BY:

Measure 3-587: City of West Linn

Precinct	Yes	No	Cast Votes	Undervotes	Overvotes	Miscellaneous Write-ins	Vote by Mail Ballots Cast	Total Ballots Cast	Registered Voters	Turnout Percentage
131	1,860	3,022	4,882	431	0	0	5,313	5,313	7,110	74.73%
132	1,534	2,158	3,692	274	0	0	3,966	3,966	5,111	77.60%
133	634	896	1,530	122	0	0	1,652	1,652	2,199	75.13%
135	1,650	2,675	4,325	327	1	0	4,653	4,653	5,882	79.11%
Totals	5,678	8,751	14,429	1,154	1	0	15,584	15,584	20,302	76.76%



**CERTIFIED COPY OF THE ORIGINAL
SHERRY HALL, COUNTY CLERK**

BY: *Sherry Hall*

Canvass Results

Official

Run Time 11:42 AM
Run Date 12/05/2022

Clackamas County

November 8, 2022 General Election

11/8/2022

Page 112

Official Results

Registered Voters
216733 of 313875 = 69.05%

Precincts Reporting
86 of 86 = 100.00%

City of Wilsonville, Councilor - Vote for two

Precinct	Caroline Berry	Katie Dunwell	Write-in (W)	Write-in 1 (W)	Write-in 2 (W)	Cast Votes	Undervotes	Overvotes	Miscellaneous Write-ins	Vote by Mail Ballots Cast	Total Ballots Cast	Registered Voters	Turnout Percentage
201	1,863	1,677	23	7	0	3,570	3,472	0	0	3,521	3,521	4,912	71.68%
202	1,940	1,831	35	9	0	3,815	3,885	0	0	3,850	3,850	6,119	62.92%
203	1,172	1,022	14	3	0	2,211	2,003	0	0	2,107	2,107	2,488	84.69%
204	1,110	1,073	35	7	1	2,226	2,100	0	0	2,163	2,163	3,286	65.82%
Totals	6,085	5,603	107	26	1	11,822	11,460	0	0	11,641	11,641	16,805	69.27%



**CERTIFIED COPY OF THE ORIGINAL
SHERRY HALL, COUNTY CLERK**

BY: Sherry Hall

Canvass Results

Official

Run Time 11:42 AM

Run Date 12/05/2022

Clackamas County

November 8, 2022 General Election

11/8/2022

Page 113

Official Results

Registered Voters
216733 of 313875 = 69.05%

Precincts Reporting
86 of 86 = 100.00%

Clackamas Soil & Water Conservation, Director, Pos 2, At Large - Vote for one

Precinct	Roger Fantz	Write-in (W)	Cast Votes	Undervotes	Overvotes	Miscellaneous Write-ins	Vote by Mail Ballots Cast	Total Ballots Cast	Registered Voters	Turnout Percentage
100	874	5	879	999	0	0	1,878	1,878	2,733	68.72%
101	1,863	14	1,877	1,980	0	0	3,857	3,857	6,187	62.34%
102	421	6	427	520	0	0	947	947	1,512	62.63%
103	1,469	10	1,479	1,701	0	0	3,180	3,180	4,527	70.25%
104	192	3	195	255	0	0	450	450	614	73.29%
105	953	7	960	913	0	0	1,873	1,873	2,751	68.08%
106	1,073	20	1,093	1,220	0	0	2,313	2,313	3,667	63.08%
107	795	5	800	736	2	0	1,538	1,538	2,407	63.90%
108	1,847	21	1,868	1,956	0	0	3,824	3,824	6,190	61.78%
111	2,037	34	2,071	1,884	0	0	3,955	3,955	6,756	58.54%
122	1,540	15	1,555	1,392	0	0	2,947	2,947	4,544	64.85%
123	837	9	846	885	0	0	1,731	1,731	2,595	66.71%
124	1,441	15	1,456	1,635	0	0	3,091	3,091	4,068	75.98%
125	499	6	505	607	0	0	1,112	1,112	1,557	71.42%
127	38	0	38	29	0	0	67	67	93	72.04%
131	2,605	24	2,629	2,684	0	0	5,313	5,313	7,110	74.73%
132	1,924	18	1,942	2,024	0	0	3,966	3,966	5,111	77.60%
133	800	7	807	845	0	0	1,652	1,652	2,199	75.13%
135	2,228	25	2,253	2,398	2	0	4,653	4,653	5,882	79.11%
151	1,191	10	1,201	1,111	0	0	2,312	2,312	2,885	80.14%

Canvass Results

Official

Run Time 11:42 AM
Run Date 12/05/2022

Clackamas County

November 8, 2022 General Election

11/8/2022

Page 114

Official Results

Registered Voters
216733 of 313875 = 69.05%

Precincts Reporting
86 of 86 = 100.00%

Clackamas Soil & Water Conservation, Director, Pos 2, At Large - Vote for one

Precinct	Roger Fantz	Write-in (W)	Cast Votes	Undervotes	Overvotes	Miscellaneous Write-ins	Vote by Mail Ballots Cast	Total Ballots Cast	Registered Voters	Turnout Percentage
153	2,628	23	2,651	2,555	0	0	5,206	5,206	6,524	79.80%
155	1,495	8	1,503	1,385	0	0	2,888	2,888	3,859	74.84%
156	2,096	10	2,106	1,916	0	0	4,022	4,022	5,106	78.77%
158	1,852	10	1,862	1,778	0	0	3,640	3,640	4,935	73.76%
159	1,177	12	1,189	1,194	0	0	2,383	2,383	3,098	76.92%
160	773	13	786	712	0	0	1,498	1,498	1,961	76.39%
201	1,841	8	1,849	1,672	0	0	3,521	3,521	4,912	71.68%
202	2,027	15	2,042	1,808	0	0	3,850	3,850	6,119	62.92%
203	1,141	4	1,145	962	0	0	2,107	2,107	2,488	84.69%
204	1,144	4	1,148	1,015	0	0	2,163	2,163	3,286	65.82%
251	850	7	857	894	0	0	1,751	1,751	2,258	77.55%
280	552	6	558	539	0	0	1,097	1,097	1,525	71.93%
281	539	5	544	568	0	0	1,112	1,112	1,488	74.73%
282	227	1	228	191	0	0	419	419	583	71.87%
283	179	1	180	192	0	0	372	372	473	78.65%
284	145	3	148	127	0	0	275	275	343	80.17%
321	1,155	16	1,171	1,442	0	0	2,613	2,613	3,333	78.40%
322	439	1	440	651	0	0	1,091	1,091	1,384	78.83%
323	647	9	656	831	0	0	1,487	1,487	1,916	77.61%
330	1,373	40	1,413	2,043	0	0	3,456	3,456	5,019	68.86%

Canvass Results

Official

Run Time 11:42 AM
Run Date 12/05/2022

Clackamas County

November 8, 2022 General Election

11/8/2022

Page 115

Official Results

Registered Voters
216733 of 313875 = 69.05%
Precincts Reporting
86 of 86 = 100.00%

Clackamas Soil & Water Conservation, Director, Pos 2, At Large - Vote for one

Precinct	Roger Fantz	Write-in (W)	Cast Votes	Undervotes	Overvotes	Miscellaneous Write-ins	Vote by Mail Ballots Cast	Total Ballots Cast	Registered Voters	Turnout Percentage
331	750	13	763	922	0	0	1,685	1,685	2,188	77.01%
332	242	4	246	334	0	0	580	580	698	83.09%
350	1,182	21	1,203	1,708	0	0	2,911	2,911	4,125	70.57%
359	0	0	0	0	0	0	0	0	0	0.00%
360	1,843	26	1,869	2,396	0	0	4,265	4,265	6,168	69.15%
361	1,277	20	1,297	1,665	0	0	2,962	2,962	4,285	69.12%
371	118	1	119	148	0	0	267	267	396	67.42%
373	1,499	23	1,522	1,889	0	0	3,411	3,411	5,277	64.64%
400	1,620	29	1,649	2,325	0	0	3,974	3,974	5,301	74.97%
404	1,925	24	1,949	2,731	0	0	4,680	4,680	6,826	68.56%
405	1,253	27	1,280	1,705	2	0	2,987	2,987	4,213	70.90%
410	1,404	25	1,429	1,380	0	0	2,809	2,809	5,114	54.93%
411	1,195	6	1,201	1,339	0	0	2,540	2,540	3,794	66.95%
412	1,400	16	1,416	1,713	0	0	3,129	3,129	4,558	68.65%
416	1,636	28	1,664	1,809	0	0	3,473	3,473	5,358	64.82%
417	815	2	817	968	0	0	1,785	1,785	2,453	72.77%
418	805	5	810	980	0	0	1,790	1,790	2,840	63.03%
420	1,119	6	1,125	1,181	0	0	2,306	2,306	3,665	62.92%
421	1,043	13	1,056	998	0	0	2,054	2,054	4,150	49.49%
422	582	13	595	514	0	0	1,109	1,109	1,986	55.84%

Canvass Results

Official

Run Time 11:42 AM
Run Date 12/05/2022

Clackamas County

November 8, 2022 General Election

11/8/2022

Page 116

Official Results

Registered Voters
216733 of 313875 = 69.05%

Precincts Reporting
86 of 86 = 100.00%

Clackamas Soil & Water Conservation, Director, Pos 2, At Large - Vote for one

Precinct	Roger Fantz	Write-in (W)	Cast Votes	Undervotes	Overvotes	Miscellaneous Write-ins	Vote by Mail Ballots Cast	Total Ballots Cast	Registered Voters	Turnout Percentage
423	764	14	778	760	0	0	1,538	1,538	3,008	51.13%
500	570	11	581	519	0	0	1,100	1,100	1,741	63.18%
501	1,756	25	1,781	1,585	0	0	3,366	3,366	4,827	69.73%
502	1,852	24	1,876	1,858	0	0	3,734	3,734	5,537	67.44%
503	1,585	21	1,606	1,717	0	0	3,323	3,323	4,458	74.54%
504	2,083	29	2,112	2,147	0	0	4,259	4,259	6,408	66.46%
506	1,500	23	1,523	1,346	0	0	2,869	2,869	4,617	62.14%
510	1,344	20	1,364	1,603	0	0	2,967	2,967	4,105	72.28%
512	911	13	924	1,020	0	0	1,944	1,944	2,917	66.64%
514	2,017	38	2,055	3,018	0	0	5,073	5,073	6,824	74.34%
516	1,411	33	1,444	1,867	0	0	3,311	3,311	4,507	73.46%
517	1,641	43	1,684	2,156	1	0	3,841	3,841	5,330	72.06%
600	2,121	29	2,150	1,977	0	0	4,127	4,127	6,608	62.45%
602	1,652	11	1,663	1,814	0	0	3,477	3,477	4,877	71.29%
604	124	1	125	114	0	0	239	239	308	77.60%
606	1,013	17	1,030	1,013	0	0	2,043	2,043	3,247	62.92%
608	2,154	22	2,176	2,222	0	0	4,398	4,398	5,920	74.29%
610	625	11	636	585	0	0	1,221	1,221	2,031	60.12%
614	1,011	15	1,026	983	0	0	2,009	2,009	3,293	61.01%
616	1,517	15	1,532	1,757	0	0	3,289	3,289	4,938	66.61%

Canvass Results

Official

Run Time 11:42 AM

Run Date 12/05/2022

Clackamas County

November 8, 2022 General Election

11/8/2022

Page 117

Official Results

Registered Voters
216733 of 313875 = 69.05%

Precincts Reporting
86 of 86 = 100.00%

Clackamas Soil & Water Conservation, Director, Pos 2, At Large - Vote for one

Precinct	Roger Fantz	Write-in (W)	Cast Votes	Undervotes	Overvotes	Miscellaneous Write-ins	Vote by Mail Ballots Cast	Total Ballots Cast	Registered Voters	Turnout Percentage
618	224	10	234	253	0	0	487	487	733	66.44%
620	126	1	127	108	0	0	235	235	369	63.69%
622	1,009	9	1,018	996	0	0	2,014	2,014	2,833	71.09%
626	1,772	17	1,789	1,885	0	0	3,674	3,674	5,444	67.49%
630	2,742	35	2,777	2,812	0	0	5,589	5,589	7,946	70.34%
632	1,056	17	1,073	959	0	0	2,032	2,032	3,656	55.58%
Totals	103,195	1,256	104,451	112,028	7	0	216,486	216,486	313,875	68.97%



**CERTIFIED COPY OF THE ORIGINAL
SHERRY HALL, COUNTY CLERK**

BY: Sherry Hall

Canvass Results

Official

Run Time 11:42 AM
Run Date 12/05/2022

Clackamas County

November 8, 2022 General Election

11/8/2022

Page 118

Official Results

Registered Voters
216733 of 313875 = 69.05%

Precincts Reporting
86 of 86 = 100.00%

Clackamas Soil & Water Conservation, Director, Zone 1 - Vote for one

Precinct	Jesse Nelson	Write-in (W)	Cast Votes	Undervotes	Overvotes	Miscellaneous Write-ins	Vote by Mail Ballots Cast	Total Ballots Cast	Registered Voters	Turnout Percentage
100	862	6	868	1,010	0	0	1,878	1,878	2,733	68.72%
101	1,852	11	1,863	1,994	0	0	3,857	3,857	6,187	62.34%
102	406	6	412	535	0	0	947	947	1,512	62.63%
103	1,425	20	1,445	1,735	0	0	3,180	3,180	4,527	70.25%
104	192	3	195	255	0	0	450	450	614	73.29%
105	960	4	964	909	0	0	1,873	1,873	2,751	68.08%
106	1,065	21	1,086	1,227	0	0	2,313	2,313	3,667	63.08%
107	759	5	764	772	2	0	1,538	1,538	2,407	63.90%
108	1,782	22	1,804	2,020	0	0	3,824	3,824	6,190	61.78%
111	2,012	30	2,042	1,913	0	0	3,955	3,955	6,756	58.54%
122	1,545	10	1,555	1,392	0	0	2,947	2,947	4,544	64.85%
123	836	11	847	884	0	0	1,731	1,731	2,595	66.71%
124	1,454	11	1,465	1,626	0	0	3,091	3,091	4,068	75.98%
125	494	7	501	611	0	0	1,112	1,112	1,557	71.42%
127	36	0	36	31	0	0	67	67	93	72.04%
131	2,510	22	2,532	2,781	0	0	5,313	5,313	7,110	74.73%
132	1,855	17	1,872	2,094	0	0	3,966	3,966	5,111	77.60%
133	753	6	759	893	0	0	1,652	1,652	2,199	75.13%
135	2,139	27	2,166	2,486	1	0	4,653	4,653	5,882	79.11%
151	1,135	8	1,143	1,169	0	0	2,312	2,312	2,885	80.14%

Canvass Results

Official

Run Time 11:42 AM
Run Date 12/05/2022

Clackamas County

November 8, 2022 General Election

11/8/2022

Page 119

Official Results

Registered Voters
216733 of 313875 = 69.05%

Precincts Reporting
86 of 86 = 100.00%

Clackamas Soil & Water Conservation, Director, Zone 1 - Vote for one

Precinct	Jesse Nelson	Write-in (W)	Cast Votes	Undervotes	Overvotes	Miscellaneous Write-ins	Vote by Mail Ballots Cast	Total Ballots Cast	Registered Voters	Turnout Percentage
153	2,534	18	2,552	2,654	0	0	5,206	5,206	6,524	79.80%
155	1,425	10	1,435	1,453	0	0	2,888	2,888	3,859	74.84%
156	1,999	13	2,012	2,010	0	0	4,022	4,022	5,106	78.77%
158	1,770	9	1,779	1,861	0	0	3,640	3,640	4,935	73.76%
159	1,123	11	1,134	1,249	0	0	2,383	2,383	3,098	76.92%
160	745	15	760	738	0	0	1,498	1,498	1,961	76.39%
201	1,768	12	1,780	1,741	0	0	3,521	3,521	4,912	71.68%
202	1,953	15	1,968	1,882	0	0	3,850	3,850	6,119	62.92%
203	1,066	7	1,073	1,034	0	0	2,107	2,107	2,488	84.69%
204	1,088	10	1,098	1,065	0	0	2,163	2,163	3,286	65.82%
251	826	6	832	919	0	0	1,751	1,751	2,258	77.55%
280	531	4	535	562	0	0	1,097	1,097	1,525	71.93%
281	516	7	523	589	0	0	1,112	1,112	1,488	74.73%
282	221	1	222	197	0	0	419	419	583	71.87%
283	175	1	176	196	0	0	372	372	473	78.65%
284	144	2	146	129	0	0	275	275	343	80.17%
321	1,113	17	1,130	1,483	0	0	2,613	2,613	3,333	78.40%
322	423	2	425	666	0	0	1,091	1,091	1,384	78.83%
323	616	12	628	859	0	0	1,487	1,487	1,916	77.61%
330	1,317	38	1,355	2,101	0	0	3,456	3,456	5,019	68.86%

Canvass Results

Official

Run Time 11:42 AM

Run Date 12/05/2022

Clackamas County

November 8, 2022 General Election

11/8/2022

Page 120

Official Results

Registered Voters
216733 of 313875 = 69.05%

Precincts Reporting
86 of 86 = 100.00%

Clackamas Soil & Water Conservation, Director, Zone 1 - Vote for one

Precinct	Jesse Nelson	Write-in (W)	Cast Votes	Undervotes	Overvotes	Miscellaneous Write-ins	Vote by Mail Ballots Cast	Total Ballots Cast	Registered Voters	Turnout Percentage
331	717	17	734	951	0	0	1,685	1,685	2,188	77.01%
332	226	4	230	350	0	0	580	580	698	83.09%
350	1,127	26	1,153	1,758	0	0	2,911	2,911	4,125	70.57%
359	0	0	0	0	0	0	0	0	0	0.00%
360	1,774	24	1,798	2,467	0	0	4,265	4,265	6,168	69.15%
361	1,209	20	1,229	1,733	0	0	2,962	2,962	4,285	69.12%
371	114	1	115	152	0	0	267	267	396	67.42%
373	1,443	26	1,469	1,942	0	0	3,411	3,411	5,277	64.64%
400	1,551	28	1,579	2,395	0	0	3,974	3,974	5,301	74.97%
404	1,926	19	1,945	2,735	0	0	4,680	4,680	6,826	68.56%
405	1,231	27	1,258	1,728	1	0	2,987	2,987	4,213	70.90%
410	1,372	26	1,398	1,411	0	0	2,809	2,809	5,114	54.93%
411	1,174	10	1,184	1,356	0	0	2,540	2,540	3,794	66.95%
412	1,354	19	1,373	1,756	0	0	3,129	3,129	4,558	68.65%
416	1,601	31	1,632	1,841	0	0	3,473	3,473	5,358	64.82%
417	798	3	801	984	0	0	1,785	1,785	2,453	72.77%
418	784	4	788	1,002	0	0	1,790	1,790	2,840	63.03%
420	1,077	5	1,082	1,224	0	0	2,306	2,306	3,665	62.92%
421	1,036	12	1,048	1,006	0	0	2,054	2,054	4,150	49.49%
422	570	18	588	521	0	0	1,109	1,109	1,986	55.84%

Canvass Results

Official

Run Time 11:42 AM

Run Date 12/05/2022

Clackamas County

November 8, 2022 General Election

11/8/2022

Page 121

Official Results

Registered Voters

216733 of 313875 = 69.05%

Precincts Reporting

86 of 86 = 100.00%

Clackamas Soil & Water Conservation, Director, Zone 1 - Vote for one

Precinct	Jesse Nelson	Write-in (W)	Cast Votes	Undervotes	Overvotes	Miscellaneous Write-ins	Vote by Mail Ballots Cast	Total Ballots Cast	Registered Voters	Turnout Percentage
423	749	15	764	774	0	0	1,538	1,538	3,008	51.13%
500	541	11	552	548	0	0	1,100	1,100	1,741	63.18%
501	1,665	21	1,686	1,680	0	0	3,366	3,366	4,827	69.73%
502	1,762	24	1,786	1,948	0	0	3,734	3,734	5,537	67.44%
503	1,545	17	1,562	1,761	0	0	3,323	3,323	4,458	74.54%
504	2,030	30	2,060	2,199	0	0	4,259	4,259	6,408	66.46%
506	1,446	20	1,466	1,403	0	0	2,869	2,869	4,617	62.14%
510	1,309	18	1,327	1,639	1	0	2,967	2,967	4,105	72.28%
512	900	8	908	1,036	0	0	1,944	1,944	2,917	66.64%
514	1,964	37	2,001	3,072	0	0	5,073	5,073	6,824	74.34%
516	1,373	37	1,410	1,901	0	0	3,311	3,311	4,507	73.46%
517	1,600	40	1,640	2,200	1	0	3,841	3,841	5,330	72.06%
600	2,070	29	2,099	2,028	0	0	4,127	4,127	6,608	62.45%
602	1,609	10	1,619	1,858	0	0	3,477	3,477	4,877	71.29%
604	120	1	121	118	0	0	239	239	308	77.60%
606	989	18	1,007	1,036	0	0	2,043	2,043	3,247	62.92%
608	2,113	24	2,137	2,261	0	0	4,398	4,398	5,920	74.29%
610	602	8	610	611	0	0	1,221	1,221	2,031	60.12%
614	986	16	1,002	1,007	0	0	2,009	2,009	3,293	61.01%
616	1,480	20	1,500	1,789	0	0	3,289	3,289	4,938	66.61%

Canvass Results

Official

Run Time 11:42 AM
Run Date 12/05/2022

Clackamas County

November 8, 2022 General Election

11/8/2022

Page 122

Official Results

Registered Voters
216733 of 313875 = 69.05%

Precincts Reporting
86 of 86 = 100.00%

Clackamas Soil & Water Conservation, Director, Zone 1 - Vote for one

Precinct	Jesse Nelson	Write-in (W)	Cast Votes	Undervotes	Overvotes	Miscellaneous Write-ins	Vote by Mail Ballots Cast	Total Ballots Cast	Registered Voters	Turnout Percentage
618	217	10	227	260	0	0	487	487	733	66.44%
620	124	1	125	110	0	0	235	235	369	63.69%
622	946	11	957	1,057	0	0	2,014	2,014	2,833	71.09%
626	1,705	14	1,719	1,955	0	0	3,674	3,674	5,444	67.49%
630	2,592	32	2,624	2,965	0	0	5,589	5,589	7,946	70.34%
632	1,026	10	1,036	996	0	0	2,032	2,032	3,656	55.58%
Totals	99,972	1,259	101,231	115,249	6	0	216,486	216,486	313,875	68.97%



**CERTIFIED COPY OF THE ORIGINAL
SHERRY HALL, COUNTY CLERK**

BY: Sherry Hall

Canvass Results

Official

Run Time 11:42 AM

Run Date 12/05/2022

Clackamas County

November 8, 2022 General Election

11/8/2022

Page 123

Official Results

Registered Voters
216733 of 313875 = 69.05%

Precincts Reporting

86 of 86 = 100.00%

Clackamas Soil & Water Conservation, Director, Zone 4 - Vote for one

Precinct	Joan Zuber	Write-in (W)	Cast Votes	Undervotes	Overvotes	Miscellaneous Write-ins	Vote by Mail Ballots Cast	Total Ballots Cast	Registered Voters	Turnout Percentage
100	895	5	900	978	0	0	1,878	1,878	2,733	68.72%
101	1,886	11	1,897	1,960	0	0	3,857	3,857	6,187	62.34%
102	420	5	425	522	0	0	947	947	1,512	62.63%
103	1,489	14	1,503	1,677	0	0	3,180	3,180	4,527	70.25%
104	198	3	201	249	0	0	450	450	614	73.29%
105	972	7	979	894	0	0	1,873	1,873	2,751	68.08%
106	1,081	15	1,096	1,217	0	0	2,313	2,313	3,667	63.08%
107	782	6	788	748	2	0	1,538	1,538	2,407	63.90%
108	1,833	20	1,853	1,971	0	0	3,824	3,824	6,190	61.78%
111	2,059	28	2,087	1,868	0	0	3,955	3,955	6,756	58.54%
122	1,566	14	1,580	1,367	0	0	2,947	2,947	4,544	64.85%
123	854	8	862	869	0	0	1,731	1,731	2,595	66.71%
124	1,492	14	1,506	1,584	1	0	3,091	3,091	4,068	75.98%
125	506	5	511	601	0	0	1,112	1,112	1,557	71.42%
127	36	0	36	31	0	0	67	67	93	72.04%
131	2,589	30	2,619	2,694	0	0	5,313	5,313	7,110	74.73%
132	1,913	14	1,927	2,039	0	0	3,966	3,966	5,111	77.60%
133	790	8	798	854	0	0	1,652	1,652	2,199	75.13%
135	2,215	23	2,238	2,414	1	0	4,653	4,653	5,882	79.11%
151	1,175	9	1,184	1,128	0	0	2,312	2,312	2,885	80.14%

Canvass Results

Official

Run Time 11:42 AM

Run Date 12/05/2022

Clackamas County

November 8, 2022 General Election

11/8/2022

Page 124

Official Results

Registered Voters

216733 of 313875 = 69.05%

Precincts Reporting

86 of 86 = 100.00%

Clackamas Soil & Water Conservation, Director, Zone 4 - Vote for one

Precinct	Joan Zuber	Write-in (W)	Cast Votes	Undervotes	Overvotes	Miscellaneous Write-ins	Vote by Mail Ballots Cast	Total Ballots Cast	Registered Voters	Turnout Percentage
153	2,591	23	2,614	2,592	0	0	5,206	5,206	6,524	79.80%
155	1,494	9	1,503	1,385	0	0	2,888	2,888	3,859	74.84%
156	2,085	12	2,097	1,925	0	0	4,022	4,022	5,106	78.77%
158	1,856	8	1,864	1,776	0	0	3,640	3,640	4,935	73.76%
159	1,167	10	1,177	1,206	0	0	2,383	2,383	3,098	76.92%
160	761	12	773	725	0	0	1,498	1,498	1,961	76.39%
201	1,825	6	1,831	1,690	0	0	3,521	3,521	4,912	71.68%
202	2,011	13	2,024	1,826	0	0	3,850	3,850	6,119	62.92%
203	1,120	2	1,122	985	0	0	2,107	2,107	2,488	84.69%
204	1,128	6	1,134	1,029	0	0	2,163	2,163	3,286	65.82%
251	848	7	855	896	0	0	1,751	1,751	2,258	77.55%
280	550	3	553	544	0	0	1,097	1,097	1,525	71.93%
281	542	6	548	564	0	0	1,112	1,112	1,488	74.73%
282	226	1	227	192	0	0	419	419	583	71.87%
283	179	1	180	192	0	0	372	372	473	78.65%
284	146	2	148	127	0	0	275	275	343	80.17%
321	1,151	18	1,169	1,444	0	0	2,613	2,613	3,333	78.40%
322	439	1	440	651	0	0	1,091	1,091	1,384	78.83%
323	644	8	652	835	0	0	1,487	1,487	1,916	77.61%
330	1,374	48	1,422	2,034	0	0	3,456	3,456	5,019	68.86%

Canvass Results

Official

Run Time 11:42 AM

Run Date 12/05/2022

Clackamas County

November 8, 2022 General Election

11/8/2022

Page 125

Official Results

Registered Voters
216733 of 313875 = 69.05%

Precincts Reporting
86 of 86 = 100.00%

Clackamas Soil & Water Conservation, Director, Zone 4 - Vote for one

Precinct	Joan Zuber	Write-in (W)	Cast Votes	Undervotes	Overvotes	Miscellaneous Write-ins	Vote by Mail Ballots Cast	Total Ballots Cast	Registered Voters	Turnout Percentage
331	745	12	757	928	0	0	1,685	1,685	2,188	77.01%
332	236	5	241	339	0	0	580	580	698	83.09%
350	1,182	22	1,204	1,707	0	0	2,911	2,911	4,125	70.57%
359	0	0	0	0	0	0	0	0	0	0.00%
360	1,825	22	1,847	2,418	0	0	4,265	4,265	6,168	69.15%
361	1,231	21	1,252	1,710	0	0	2,962	2,962	4,285	69.12%
371	120	1	121	146	0	0	267	267	396	67.42%
373	1,480	21	1,501	1,910	0	0	3,411	3,411	5,277	64.64%
400	1,616	23	1,639	2,335	0	0	3,974	3,974	5,301	74.97%
404	1,908	24	1,932	2,748	0	0	4,680	4,680	6,826	68.56%
405	1,254	22	1,276	1,711	0	0	2,987	2,987	4,213	70.90%
410	1,402	24	1,426	1,383	0	0	2,809	2,809	5,114	54.93%
411	1,202	10	1,212	1,328	0	0	2,540	2,540	3,794	66.95%
412	1,398	16	1,414	1,715	0	0	3,129	3,129	4,558	68.65%
416	1,640	23	1,663	1,810	0	0	3,473	3,473	5,358	64.82%
417	823	3	826	959	0	0	1,785	1,785	2,453	72.77%
418	803	6	809	981	0	0	1,790	1,790	2,840	63.03%
420	1,101	5	1,106	1,200	0	0	2,306	2,306	3,665	62.92%
421	1,069	12	1,081	973	0	0	2,054	2,054	4,150	49.49%
422	582	18	600	509	0	0	1,109	1,109	1,986	55.84%

Canvass Results

Official

Run Time 11:42 AM
Run Date 12/05/2022

Clackamas County

November 8, 2022 General Election

11/8/2022

Page 126

Official Results

Registered Voters
216733 of 313875 = 69.05%

Precincts Reporting
86 of 86 = 100.00%

Clackamas Soil & Water Conservation, Director, Zone 4 - Vote for one

Precinct	Joan Zuber	Write-in (W)	Cast Votes	Undervotes	Overvotes	Miscellaneous Write-ins	Vote by Mail Ballots Cast	Total Ballots Cast	Registered Voters	Turnout Percentage
423	763	17	780	758	0	0	1,538	1,538	3,008	51.13%
500	565	12	577	523	0	0	1,100	1,100	1,741	63.18%
501	1,725	26	1,751	1,615	0	0	3,366	3,366	4,827	69.73%
502	1,832	19	1,851	1,883	0	0	3,734	3,734	5,537	67.44%
503	1,588	18	1,606	1,717	0	0	3,323	3,323	4,458	74.54%
504	2,081	32	2,113	2,146	0	0	4,259	4,259	6,408	66.46%
506	1,501	18	1,519	1,350	0	0	2,869	2,869	4,617	62.14%
510	1,341	15	1,356	1,611	0	0	2,967	2,967	4,105	72.28%
512	910	9	919	1,025	0	0	1,944	1,944	2,917	66.64%
514	2,007	31	2,038	3,035	0	0	5,073	5,073	6,824	74.34%
516	1,417	29	1,446	1,865	0	0	3,311	3,311	4,507	73.46%
517	1,634	43	1,677	2,163	1	0	3,841	3,841	5,330	72.06%
600	2,116	27	2,143	1,984	0	0	4,127	4,127	6,608	62.45%
602	1,656	9	1,665	1,812	0	0	3,477	3,477	4,877	71.29%
604	123	1	124	115	0	0	239	239	308	77.60%
606	1,009	16	1,025	1,018	0	0	2,043	2,043	3,247	62.92%
608	2,157	19	2,176	2,222	0	0	4,398	4,398	5,920	74.29%
610	616	8	624	597	0	0	1,221	1,221	2,031	60.12%
614	1,016	12	1,028	981	0	0	2,009	2,009	3,293	61.01%
616	1,505	12	1,517	1,772	0	0	3,289	3,289	4,938	66.61%

Canvass Results

Official

Run Time 11:42 AM
Run Date 12/05/2022

Clackamas County

November 8, 2022 General Election

11/8/2022

Page 127

Official Results

Registered Voters
216733 of 313875 = 69.05%

Precincts Reporting
86 of 86 = 100.00%

Clackamas Soil & Water Conservation, Director, Zone 4 - Vote for one

Precinct	Joan Zuber	Write-in (W)	Cast Votes	Undervotes	Overvotes	Miscellaneous Write-ins	Vote by Mail Ballots Cast	Total Ballots Cast	Registered Voters	Turnout Percentage
618	220	9	229	258	0	0	487	487	733	66.44%
620	124	0	124	111	0	0	235	235	369	63.69%
622	994	8	1,002	1,012	0	0	2,014	2,014	2,833	71.09%
626	1,761	15	1,776	1,898	0	0	3,674	3,674	5,444	67.49%
630	2,687	29	2,716	2,873	0	0	5,589	5,589	7,946	70.34%
632	1,055	14	1,069	963	0	0	2,032	2,032	3,656	55.58%
Totals	102,908	1,173	104,081	112,400	5	0	216,486	216,486	313,875	68.97%



**CERTIFIED COPY OF THE ORIGINAL
SHERRY HALL, COUNTY CLERK**

BY: Sherry Hall

Canvass Results

Official

Run Time 11:42 AM
Run Date 12/05/2022

Clackamas County

November 8, 2022 General Election

11/8/2022

Page 128

Official Results

Registered Voters
216733 of 313875 = 69.05%

Precincts Reporting
86 of 86 = 100.00%

Clackamas Soil & Water Conservation, Director, Zone 5 - Vote for one

Precinct	Donald Guttridge	Write-in (W)	Cast Votes	Undervotes	Overvotes	Miscellaneous Write-ins	Vote by Mail Ballots Cast	Total Ballots Cast	Registered Voters	Turnout Percentage
100	853	7	860	1,018	0	0	1,878	1,878	2,733	68.72%
101	1,822	14	1,836	2,021	0	0	3,857	3,857	6,187	62.34%
102	401	7	408	539	0	0	947	947	1,512	62.63%
103	1,414	18	1,432	1,748	0	0	3,180	3,180	4,527	70.25%
104	195	2	197	253	0	0	450	450	614	73.29%
105	949	7	956	917	0	0	1,873	1,873	2,751	68.08%
106	1,082	17	1,099	1,214	0	0	2,313	2,313	3,667	63.08%
107	752	6	758	778	2	0	1,538	1,538	2,407	63.90%
108	1,771	24	1,795	2,029	0	0	3,824	3,824	6,190	61.78%
111	2,013	31	2,044	1,911	0	0	3,955	3,955	6,756	58.54%
122	1,536	8	1,544	1,403	0	0	2,947	2,947	4,544	64.85%
123	832	9	841	890	0	0	1,731	1,731	2,595	66.71%
124	1,448	13	1,461	1,630	0	0	3,091	3,091	4,068	75.98%
125	490	6	496	616	0	0	1,112	1,112	1,557	71.42%
127	38	0	38	29	0	0	67	67	93	72.04%
131	2,504	26	2,530	2,783	0	0	5,313	5,313	7,110	74.73%
132	1,860	18	1,878	2,088	0	0	3,966	3,966	5,111	77.60%
133	756	6	762	890	0	0	1,652	1,652	2,199	75.13%
135	2,138	28	2,166	2,486	1	0	4,653	4,653	5,882	79.11%
151	1,126	8	1,134	1,178	0	0	2,312	2,312	2,885	80.14%

Canvass Results

Official

Run Time 11:42 AM
Run Date 12/05/2022

Clackamas County

November 8, 2022 General Election

11/8/2022

Page 129

Official Results

Registered Voters
216733 of 313875 = 69.05%

Precincts Reporting
86 of 86 = 100.00%

Clackamas Soil & Water Conservation, Director, Zone 5 - Vote for one

Precinct	Donald Guttridge	Write-in (W)	Cast Votes	Undervotes	Overvotes	Miscellaneous Write-ins	Vote by Mail Ballots Cast	Total Ballots Cast	Registered Voters	Turnout Percentage
153	2,498	26	2,524	2,682	0	0	5,206	5,206	6,524	79.80%
155	1,436	11	1,447	1,441	0	0	2,888	2,888	3,859	74.84%
156	2,004	12	2,016	2,006	0	0	4,022	4,022	5,106	78.77%
158	1,785	11	1,796	1,844	0	0	3,640	3,640	4,935	73.76%
159	1,128	10	1,138	1,245	0	0	2,383	2,383	3,098	76.92%
160	745	15	760	738	0	0	1,498	1,498	1,961	76.39%
201	1,758	13	1,771	1,750	0	0	3,521	3,521	4,912	71.68%
202	1,936	15	1,951	1,899	0	0	3,850	3,850	6,119	62.92%
203	1,045	6	1,051	1,056	0	0	2,107	2,107	2,488	84.69%
204	1,075	8	1,083	1,080	0	0	2,163	2,163	3,286	65.82%
251	819	7	826	925	0	0	1,751	1,751	2,258	77.55%
280	529	3	532	565	0	0	1,097	1,097	1,525	71.93%
281	513	5	518	594	0	0	1,112	1,112	1,488	74.73%
282	216	1	217	202	0	0	419	419	583	71.87%
283	174	2	176	196	0	0	372	372	473	78.65%
284	143	0	143	132	0	0	275	275	343	80.17%
321	1,107	15	1,122	1,491	0	0	2,613	2,613	3,333	78.40%
322	428	2	430	661	0	0	1,091	1,091	1,384	78.83%
323	614	10	624	863	0	0	1,487	1,487	1,916	77.61%
330	1,316	40	1,356	2,100	0	0	3,456	3,456	5,019	68.86%

Canvass Results

Official

Run Time 11:42 AM
Run Date 12/05/2022

Clackamas County

November 8, 2022 General Election

11/8/2022

Page 130

Official Results

Registered Voters
216733 of 313875 = 69.05%

Precincts Reporting
86 of 86 = 100.00%

Clackamas Soil & Water Conservation, Director, Zone 5 - Vote for one

Precinct	Donald Guttridge	Write-in (W)	Cast Votes	Undervotes	Overvotes	Miscellaneous Write-ins	Vote by Mail Ballots Cast	Total Ballots Cast	Registered Voters	Turnout Percentage
331	714	13	727	958	0	0	1,685	1,685	2,188	77.01%
332	225	6	231	349	0	0	580	580	698	83.09%
350	1,158	24	1,182	1,729	0	0	2,911	2,911	4,125	70.57%
359	0	0	0	0	0	0	0	0	0	0.00%
360	1,829	25	1,854	2,411	0	0	4,265	4,265	6,168	69.15%
361	1,210	18	1,228	1,734	0	0	2,962	2,962	4,285	69.12%
371	113	1	114	153	0	0	267	267	396	67.42%
373	1,446	22	1,468	1,943	0	0	3,411	3,411	5,277	64.64%
400	1,537	27	1,564	2,410	0	0	3,974	3,974	5,301	74.97%
404	1,865	25	1,890	2,790	0	0	4,680	4,680	6,826	68.56%
405	1,219	24	1,243	1,743	1	0	2,987	2,987	4,213	70.90%
410	1,365	30	1,395	1,414	0	0	2,809	2,809	5,114	54.93%
411	1,165	11	1,176	1,364	0	0	2,540	2,540	3,794	66.95%
412	1,348	16	1,364	1,765	0	0	3,129	3,129	4,558	68.65%
416	1,590	28	1,618	1,855	0	0	3,473	3,473	5,358	64.82%
417	795	4	799	986	0	0	1,785	1,785	2,453	72.77%
418	767	5	772	1,018	0	0	1,790	1,790	2,840	63.03%
420	1,078	7	1,085	1,221	0	0	2,306	2,306	3,665	62.92%
421	1,038	12	1,050	1,004	0	0	2,054	2,054	4,150	49.49%
422	571	14	585	524	0	0	1,109	1,109	1,986	55.84%

Canvass Results

Official

Run Time 11:42 AM
Run Date 12/05/2022

Clackamas County

November 8, 2022 General Election

11/8/2022

Page 131

Official Results

Registered Voters
216733 of 313875 = 69.05%

Precincts Reporting
86 of 86 = 100.00%

Clackamas Soil & Water Conservation, Director, Zone 5 - Vote for one

Precinct	Donald Guttridge	Write-in (W)	Cast Votes	Undervotes	Overvotes	Miscellaneous Write-ins	Vote by Mail Ballots Cast	Total Ballots Cast	Registered Voters	Turnout Percentage
423	752	15	767	771	0	0	1,538	1,538	3,008	51.13%
500	550	14	564	536	0	0	1,100	1,100	1,741	63.18%
501	1,647	22	1,669	1,697	0	0	3,366	3,366	4,827	69.73%
502	1,769	21	1,790	1,944	0	0	3,734	3,734	5,537	67.44%
503	1,544	17	1,561	1,762	0	0	3,323	3,323	4,458	74.54%
504	2,028	30	2,058	2,201	0	0	4,259	4,259	6,408	66.46%
506	1,442	20	1,462	1,407	0	0	2,869	2,869	4,617	62.14%
510	1,309	15	1,324	1,643	0	0	2,967	2,967	4,105	72.28%
512	885	10	895	1,049	0	0	1,944	1,944	2,917	66.64%
514	1,982	38	2,020	3,053	0	0	5,073	5,073	6,824	74.34%
516	1,371	29	1,400	1,911	0	0	3,311	3,311	4,507	73.46%
517	1,608	39	1,647	2,193	1	0	3,841	3,841	5,330	72.06%
600	2,067	30	2,097	2,030	0	0	4,127	4,127	6,608	62.45%
602	1,615	12	1,627	1,850	0	0	3,477	3,477	4,877	71.29%
604	121	1	122	117	0	0	239	239	308	77.60%
606	985	19	1,004	1,039	0	0	2,043	2,043	3,247	62.92%
608	2,103	22	2,125	2,273	0	0	4,398	4,398	5,920	74.29%
610	597	8	605	616	0	0	1,221	1,221	2,031	60.12%
614	985	16	1,001	1,008	0	0	2,009	2,009	3,293	61.01%
616	1,473	19	1,492	1,797	0	0	3,289	3,289	4,938	66.61%

Canvass Results

Official

Run Time 11:42 AM
Run Date 12/05/2022

Clackamas County

November 8, 2022 General Election

11/8/2022
Page 132

Official Results

Registered Voters
216733 of 313875 = 69.05%
Precincts Reporting
86 of 86 = 100.00%

Clackamas Soil & Water Conservation, Director, Zone 5 - Vote for one

Precinct	Donald Guttridge	Write-in (W)	Cast Votes	Undervotes	Overvotes	Miscellaneous Write-ins	Vote by Mail Ballots Cast	Total Ballots Cast	Registered Voters	Turnout Percentage
618	219	10	229	258	0	0	487	487	733	66.44%
620	121	0	121	114	0	0	235	235	369	63.69%
622	941	14	955	1,059	0	0	2,014	2,014	2,833	71.09%
626	1,691	16	1,707	1,967	0	0	3,674	3,674	5,444	67.49%
630	2,577	27	2,604	2,985	0	0	5,589	5,589	7,946	70.34%
632	1,015	12	1,027	1,005	0	0	2,032	2,032	3,656	55.58%
Totals	99,679	1,255	100,934	115,547	5	0	216,486	216,486	313,875	68.97%



**CERTIFIED COPY OF THE ORIGINAL
SHERRY HALL, COUNTY CLERK**

BY: Sherry Hall

Canvass Results

Official

Run Time 11:42 AM

Run Date 12/05/2022

Clackamas County

November 8, 2022 General Election

11/8/2022

Page 89

Official Results

Registered Voters

216733 of 313875 = 69.05%

Precincts Reporting

86 of 86 = 100.00%

City of Lake Oswego, Councilor - Vote for three

Precinct	Jeff Gudman	Trudy Corrigan	Charles A Bryan	John Wendland	Ali Afghan	Katherine Lupton	Write-in (W)	Write-in 1 (W)	Write-in 2 (W)	Write-in2 (W)	Write-in3 (W)	Cast Votes	Undervotes
151	918	1,072	279	1,141	1,195	779	23	2	1	0	0	5,410	1,520
153	2,272	2,405	685	2,373	2,612	1,722	36	3	2	1	1	12,112	3,497
155	1,063	1,298	334	1,218	1,296	943	10	1	0	1	1	6,165	2,487
156	1,636	1,870	459	1,653	2,049	1,356	26	5	5	1	1	9,061	2,999
158	1,358	1,604	465	1,405	1,667	1,275	27	0	0	3	1	7,805	3,103
159	970	1,169	251	1,242	1,140	790	26	6	1	2	0	5,597	1,549
160	548	683	199	551	667	534	7	1	1	0	0	3,191	1,303
Totals	8,765	10,101	2,672	9,583	10,626	7,399	155	18	10	8	4	49,341	16,458



**CERTIFIED COPY OF THE ORIGINAL
SHERRY HALL, COUNTY CLERK**

BY: Sherry Hall

Canvass Results

Official

Run Time 11:42 AM

Run Date 12/05/2022

Clackamas County

November 8, 2022 General Election

11/8/2022

Page 90

Official Results

Registered Voters
216733 of 313875 = 69.05%

Precincts Reporting
86 of 86 = 100.00%

City of Lake Oswego, Councilor - Vote for three

Precinct	Overvotes	Miscellaneous Write-ins	Vote by Mail Ballots Cast	Total Ballots Cast	Registered Voters	Turnout Percentage
151	2	0	2,312	2,312	2,885	80.14%
153	3	0	5,206	5,206	6,524	79.80%
155	4	0	2,888	2,888	3,859	74.84%
156	2	0	4,022	4,022	5,106	78.77%
158	4	0	3,640	3,640	4,935	73.76%
159	1	0	2,383	2,383	3,098	76.92%
160	0	0	1,498	1,498	1,961	76.39%
Totals	16	0	21,949	21,949	28,368	77.37%

Ballots Cast per Contest - Accumulative Summary
 Washington County November 8 2022 General Election
 All Precincts, All Districts, All Counter Groups, All ScanStations, All Contests, All Boxes
 Official Election Results

Total Ballots Cast: 257479, Registered Voters: 387173, Overall Turnout: 66.50%

Choice	Votes	Vote %
Write-in	30	0.41%
Write-in	26	0.35%
Write-in	23	0.31%
Total	7369	100.00%
Overvotes	4	
Undervotes	4451	

City of Lake Oswego, Councilor (Vote for 3)

1 ballots (0 over voted ballots, 0 overvotes, 0 undervotes), 1 registered voters, turnout 100.00%

Jeff Gudman	0	0.00%
Trudy Corrigan	1	33.33%
Charles Bryan	1	33.33%
John Wendland	0	0.00%
Ali Afghan	1	33.33%
Katherine Lupton	0	0.00%
Write-in	0	0.00%
Write-in	0	0.00%
Write-in	0	0.00%
Total	3	100.00%
Overvotes	0	
Undervotes	0	

City of North Plains, Council Members (Vote for 3)

1638 ballots (0 over voted ballots, 0 overvotes, 1949 undervotes), 2359 registered voters, turnout 69.44%

James Fage	974	32.85%
Rickey Smith	909	30.66%
Trista Papan	952	32.11%
Write-in	87	2.93%
Write-in	30	1.01%
Write-in	13	0.44%
Total	2965	100.00%
Overvotes	0	
Undervotes	1949	

City of Portland, Commissioner, Position 3 (Vote for 1)

709 ballots (1 over voted ballots, 1 overvotes, 66 undervotes), 1089 registered voters, turnout 65.11%

Rene Gonzalez	364	56.70%
Jo Ann Hardesty	276	42.99%
Write-in	2	0.31%
Total	642	100.00%
Overvotes	1	
Undervotes	66	

City of Rivergrove, Councilor (Vote for 3)

23 ballots (0 over voted ballots, 0 overvotes, 3 undervotes), 29 registered voters, turnout 79.31%

Doug Mclean	10	15.15%
Brenda C Ruble	5	7.58%
Walter Williams	18	27.27%
Jeff Williams	5	7.58%
Arne Nyberg	15	22.73%
Janice "Susie" Lahsene	13	19.70%
Write-in	0	0.00%
Write-in	0	0.00%
Write-in	0	0.00%
Total	66	100.00%
Overvotes	0	
Undervotes	3	

City of Sherwood, Mayor (Vote for 1)

9757 ballots (0 over voted ballots, 0 overvotes, 3063 undervotes), 13863 registered voters, turnout 70.38%

Tim Rosener	6403	95.65%
Write-in	291	4.35%



D. Rubin

Ballots Cast per Contest with Precincts
 Washington County November 8, 2022 General Election
 All Precincts, All Districts, All Counter Groups, All ScanStations, All Contests, All Boxes
 Official Election Results

Total Ballots Cast: 257479, Registered Voters: 387173, Overall Turnout: 66.50%

City of Lake Oswego, Councilor (Vote for 3)

Precinct	Ballots Cast	Reg. Voters	Total Votes	Write-in	Over Votes	Under Votes
Precinct 348	1	1	3	0	0	0
Total	1	1	3	0	0	0



Ballots Cast per Contest with Precincts
 Washington County November 8, 2022 General Election
 All Precincts, All Districts, All Counter Groups, All Scan Stations, All Contests, All Boxes
 Official Election Results

Total Ballots Cast: 257479, Registered Voters: 387173, Overall Turnout: 66.50%

City of Lake Oswego, Councilor (Vote for 3)

Precinct	Ballots Cast	Reg. Voters	Total Votes	Alli Aghan	Katherine Lupton	Write-in	Write-in
Precinct 348	1	1	3	1 33.33%	0 0.00%	0 0.00%	0 0.00%
Total	1	1	3	1 33.33%	0 0.00%	0 0.00%	0 0.00%



Ballots Cast per Contest with Precincts
 Washington County November 8, 2022 General Election
 All Precincts, All Districts, All Counter Groups, All Scan Stations, All Contests, All Boxes
 Official Election Results

Total Ballots Cast: 257479, Registered Voters: 387173, Overall Turnout: 66.50%

City of Lake Oswego, Councilor (Vote for 3)

Precinct	Ballots Cast	Reg. Voters	Total Votes	Jeff Gudman	Trudy Corrigan	Charles Bryan	John Wendland
Precinct 348	1	1	3	0 0.00%	1 33.33%	1 33.33%	0 0.00%
Total	1	1	3	0 0.00%	1 33.33%	1 33.33%	0 0.00%



Multnomah County Official Precinct Results - City of Lake Oswego
November 2022 General Election

All Precincts, CITY OF LAKE OSWEGO (JT), All ScanStations, City of Lake Oswego, Councilor, All Boxes
Total Ballots Cast: 1716

City of Lake Oswego, Councilor (Vote for 3)

Precinct	Total Votes	Jeff Gudman	Trudy Corrigan	Charles Bryan	John Wendland	All Afghan	Katherine Luplon	Write-In	Write-In	Write-In	Over Votes	Under Votes
Precinct 3802	3716	650 17.49%	929 25.00%	164 4.41%	691 18.60%	881 23.71%	391 10.52%	7 0.19%	2 0.05%	1 0.03%	12	1420
Total	3716	650 17.49%	929 25.00%	164 4.41%	691 18.60%	881 23.71%	391 10.52%	7 0.19%	2 0.05%	1 0.03%	12	1420

Certificate


I certify that the votes recorded on this abstract correctly summarize the tally of votes cast at the election indicated.



Tim Scott, Director of Elections
Multnomah County, Oregon

City of Milwaukie, Mayor - Vote for one

Precinct	Lisa Batey	Kathy Hyzy	Write-in (W)	Cast Votes	Undervotes	Overvotes	Miscellaneous Write-ins	Vote by Mail Ballots Cast	Total Ballots Cast	Registered Voters	Turnout Percentage
622	839	822	16	1,677	337	0	0	2,014	2,014	2,833	71.09%
626	1,468	1,615	22	3,105	569	0	0	3,674	3,674	5,444	67.49%
630	2,405	2,255	39	4,699	889	1	0	5,589	5,589	7,946	70.34%
Totals	4,712	4,692	77	9,481	1,795	1	0	11,277	11,277	16,223	69.51%



**CERTIFIED COPY OF THE ORIGINAL
SHERRY HALL, COUNTY CLERK**

BY:

Sherry Hall

City of Milwaukie, Councilor, Position 1, 2-year Unexpired Term - Vote for one

Precinct	Adam Khosroabadi	Write-in (W)	Cast Votes	Undervotes	Overvotes	Miscellaneous Write-ins	Vote by Mail Ballots Cast	Total Ballots Cast	Registered Voters	Turnout Percentage
622	1,052	16	1,068	946	0	0	2,014	2,014	2,833	71.09%
626	1,902	21	1,923	1,751	0	0	3,674	3,674	5,444	67.49%
630	2,829	45	2,874	2,715	0	0	5,589	5,589	7,946	70.34%
Totals	5,783	82	5,865	5,412	0	0	11,277	11,277	16,223	69.51%



**CERTIFIED COPY OF THE ORIGINAL
SHERRY HALL, COUNTY CLERK**

BY:

Sherry Hall

City of Milwaukie, Councilor, Position 2 - Vote for one

Precinct	Elvis Clark	Robert Massey	Write-in (W)	Cast Votes	Undervotes	Overvotes	Miscellaneous Write-ins	Vote by Mail Ballots Cast	Total Ballots Cast	Registered Voters	Turnout Percentage
622	622	936	5	1,563	451	0	0	2,014	2,014	2,833	71.09%
626	964	1,847	13	2,824	850	0	0	3,674	3,674	5,444	67.49%
630	1,751	2,618	16	4,385	1,204	0	0	5,589	5,589	7,946	70.34%
Totals	3,337	5,401	34	8,772	2,505	0	0	11,277	11,277	16,223	69.51%




CERTIFIED COPY OF THE ORIGINAL
SHERRY HALL, COUNTY CLERK

BY:

City of Milwaukie, Councilor, Position 4 - Vote for one

Precinct	Rebecca Stavenjord	Write-in (W)	Cast Votes	Undervotes	Overvotes	Miscellaneous Write-ins	Vote by Mail Ballots Cast	Total Ballots Cast	Registered Voters	Turnout Percentage
622	1,059	19	1,078	936	0	0	2,014	2,014	2,833	71.09%
626	1,940	22	1,962	1,712	0	0	3,674	3,674	5,444	67.49%
630	2,885	58	2,943	2,646	0	0	5,589	5,589	7,946	70.34%
Totals	5,884	99	5,983	5,294	0	0	11,277	11,277	16,223	69.51%



**CERTIFIED COPY OF THE ORIGINAL
SHERRY HALL, COUNTY CLERK**

BY:

Sherry Hall

Canvass Results

Official
Run Time 11:42 AM
Run Date 12/05/2022

Clackamas County

November 8, 2022 General Election

11/8/2022

Page 96

Official Results

Registered Voters
216733 of 313875 = 69.05%
Precincts Reporting
86 of 86 = 100.00%

City of Molalla, Councilor - Vote for three

Turnout Percentage

Precinct 111 58.54%

Totals 58.54%

Measure 3-590: City of Molalla

Precinct	Yes	No	Cast Votes	Undervotes	Overvotes	Miscellaneous Write-ins	Vote by Mail Ballots Cast	Total Ballots Cast	Registered Voters	Turnout Percentage
111	2,281	1,494	3,775	179	1	0	3,955	3,955	6,756	58.54%
Totals	2,281	1,494	3,775	179	1	0	3,955	3,955	6,756	58.54%



**CERTIFIED COPY OF THE ORIGINAL
SHERRY HALL, COUNTY CLERK**

BY:

Sherry Hall

Multnomah County Official Precinct Results - City of Lake Oswego
 November 2022 General Election
 All Precincts, CITY OF LAKE OSWEGO (JT), All ScanStations, City of Lake Oswego, Councilor, All Boxes
 Total Ballots Cast: 1716

City of Lake Oswego, Councilor (Vote for 3)

Precinct	Total Votes	Jeff Gudman	Trudy Corrigan	Charles Bryan	John Wendland	Ali Afghan	Katherine Lupton	Write-in	Write-in	Write-in	Over Votes	Under Votes
Precinct 3802	3716	650 17.49%	929 25.00%	164 4.41%	691 18.60%	881 23.71%	391 10.52%	7 0.19%	2 0.05%	1 0.03%	12	1420
Total	3716	650 17.49%	929 25.00%	164 4.41%	691 18.60%	881 23.71%	391 10.52%	7 0.19%	2 0.05%	1 0.03%	12	1420

Certificate

I certify that the votes recorded on this abstract correctly summarize the tally of votes cast at the election indicated.

Tim Scott

Tim Scott, Director of Elections
 Multnomah County, Oregon

Canvass Results

Official

Run Time 11:42 AM
Run Date 12/05/2022

Clackamas County

November 8, 2022 General Election

11/8/2022

Page 100

Official Results

Registered Voters
216733 of 313875 = 69.05%

Precincts Reporting
86 of 86 = 100.00%

City of Portland, Commissioner, Position 3 - Vote for one

Precinct	Rene Gonzalez	Jo Ann Hardesty	Write-in (W)	Cast Votes	Undervotes	Overvotes	Miscellaneous Write-ins	Vote by Mail Ballots Cast	Total Ballots Cast	Registered Voters	Turnout Percentage
104	287	117	1	405	45	0	0	450	450	614	73.29%
Totals	287	117	1	405	45	0	0	450	450	614	73.29%



**CERTIFIED COPY OF THE ORIGINAL
SHERRY HALL, COUNTY CLERK**

BY: Sherry Hall

Canvass Results

Official

Run Time 11:42 AM

Run Date 12/05/2022

Clackamas County

November 8, 2022 General Election

11/8/2022

Page 162

Official Results

Registered Voters
216733 of 313875 = 69.05%

Precincts Reporting
86 of 86 = 100.00%

Measure 26-228: City of Portland

Precinct	Yes	No	Cast Votes	Undervotes	Overvotes	Miscellaneous Write-ins	Vote by Mail Ballots Cast	Total Ballots Cast	Registered Voters	Turnout Percentage
104	193	223	416	34	0	0	450	450	614	73.29%
Totals	193	223	416	34	0	0	450	450	614	73.29%



**CERTIFIED COPY OF THE ORIGINAL
SHERRY HALL, COUNTY CLERK**

BY: *Sherry Hall*

Canvass Results

Official

Run Time 11:42 AM
Run Date 12/05/2022

Clackamas County

November 8, 2022 General Election

11/8/2022

Page 166

Official Results

Registered Voters
216733 of 313875 = 69.05%

Precincts Reporting
86 of 86 = 100.00%

Measure 26-224: Portland Community College

Precinct	Yes	No	Cast Votes	Undervotes	Overvotes	Miscellaneous Write-ins	Vote by Mail Ballots Cast	Total Ballots Cast	Registered Voters	Turnout Percentage
104	80	51	131	7	0	0	138	138	159	86.79%
135	29	43	72	4	0	0	76	76	88	86.36%
151	1,303	859	2,162	150	0	0	2,312	2,312	2,885	80.14%
153	2,781	1,947	4,728	305	0	0	5,033	5,033	6,524	77.15%
155	1,685	987	2,672	216	0	0	2,888	2,888	3,859	74.84%
156	2,441	1,268	3,709	270	1	0	3,980	3,980	5,106	77.95%
158	2,260	1,120	3,380	260	0	0	3,640	3,640	4,935	73.76%
159	1,277	989	2,266	117	0	0	2,383	2,383	3,098	76.92%
160	884	517	1,401	97	0	0	1,498	1,498	1,961	76.39%
251	0	0	0	0	0	0	0	0	0	0.00%
280	599	419	1,018	79	0	0	1,097	1,097	1,525	71.93%
281	645	405	1,050	62	0	0	1,112	1,112	1,488	74.73%
282	250	154	404	15	0	0	419	419	583	71.87%
283	215	147	362	10	0	0	372	372	473	78.65%
284	168	94	262	13	0	0	275	275	343	80.17%
321	83	74	157	8	0	0	165	165	213	77.46%
Totals	14,700	9,074	23,774	1,613	1	0	25,388	25,388	33,240	76.38%

**CERTIFIED COPY OF THE ORIGINAL
SHERRY HALL, COUNTY CLERK**

BY: Sherry Hall



Canvass Results

Official

Run Time 11:42 AM

Run Date 12/05/2022

Clackamas County

November 8, 2022 General Election

11/8/2022

Page 167

Official Results

Registered Voters
216733 of 313875 = 69.05%

Precincts Reporting
86 of 86 = 100.00%

Measure 26-225: Metro

Precinct	Yes	No	Cast Votes	Undervotes	Overvotes	Miscellaneous Write-ins	Vote by Mail Ballots Cast	Total Ballots Cast	Registered Voters	Turnout Percentage
100	1,187	590	1,777	101	0	0	1,878	1,878	2,733	68.72%
101	2,572	1,050	3,622	235	0	0	3,857	3,857	6,187	62.34%
102	557	312	869	52	0	0	921	921	1,512	60.91%
103	2,011	994	3,005	174	1	0	3,180	3,180	4,527	70.25%
104	296	138	434	16	0	0	450	450	614	73.29%
105	1,244	541	1,785	88	0	0	1,873	1,873	2,751	68.08%
131	3,327	1,704	5,031	282	0	0	5,313	5,313	7,110	74.73%
132	2,638	1,146	3,784	182	0	0	3,966	3,966	5,111	77.60%
133	1,111	472	1,583	69	0	0	1,652	1,652	2,199	75.13%
135	3,068	1,399	4,467	184	2	0	4,653	4,653	5,882	79.11%
151	1,557	642	2,199	113	0	0	2,312	2,312	2,885	80.14%
153	3,474	1,494	4,968	238	0	0	5,206	5,206	6,524	79.80%
155	2,034	689	2,723	165	0	0	2,888	2,888	3,859	74.84%
156	2,832	965	3,797	225	0	0	4,022	4,022	5,106	78.77%
158	2,608	823	3,431	209	0	0	3,640	3,640	4,935	73.76%
159	1,573	709	2,282	100	1	0	2,383	2,383	3,098	76.92%
160	1,045	379	1,424	74	0	0	1,498	1,498	1,961	76.39%
201	2,503	817	3,320	201	0	0	3,521	3,521	4,912	71.68%
202	2,656	939	3,595	255	0	0	3,850	3,850	6,119	62.92%
203	1,367	618	1,985	122	0	0	2,107	2,107	2,488	84.69%

**CERTIFIED COPY OF THE ORIGINAL
SHERRY HALL, COUNTY CLERK**

BY: 



Canvass Results

Official

Run Time 11:42 AM
Run Date 12/05/2022

Clackamas County

November 8, 2022 General Election

11/8/2022

Page 168

Official Results

Registered Voters
216733 of 313875 = 69.05%
Precincts Reporting
86 of 86 = 100.00%

Measure 26-225: Metro

Precinct	Yes	No	Cast Votes	Undervotes	Overvotes	Miscellaneous Write-ins	Vote by Mail Ballots Cast	Total Ballots Cast	Registered Voters	Turnout Percentage
204	1,398	650	2,048	115	0	0	2,163	2,163	3,286	65.82%
251	1,136	530	1,666	84	1	0	1,751	1,751	2,258	77.55%
280	761	274	1,035	62	0	0	1,097	1,097	1,525	71.93%
281	768	295	1,063	49	0	0	1,112	1,112	1,488	74.73%
282	298	108	406	13	0	0	419	419	583	71.87%
283	237	126	363	9	0	0	372	372	473	78.65%
284	202	65	267	8	0	0	275	275	343	80.17%
321	1,425	1,081	2,506	107	0	0	2,613	2,613	3,333	78.40%
322	0	0	0	1	0	0	1	1	3	33.33%
323	21	11	32	0	0	0	32	32	39	82.05%
400	1,760	1,834	3,594	206	0	0	3,800	3,800	5,301	71.68%
404	202	218	420	25	0	0	445	445	620	0.00%
405	911	962	1,873	116	0	0	1,989	1,989	2,760	0.00%
410	1,859	772	2,631	178	0	0	2,809	2,809	5,114	54.93%
411	1,498	878	2,376	164	0	0	2,540	2,540	3,794	66.95%
412	1,243	805	2,048	119	0	0	2,167	2,167	4,558	47.54%
416	2,121	1,112	3,233	240	0	0	3,473	3,473	5,358	64.82%
417	7	0	7	1	0	0	8	8	28	0.00%
418	1,080	614	1,694	96	0	0	1,790	1,790	2,840	63.03%
420	1,583	623	2,206	100	0	0	2,306	2,306	3,665	62.92%

Canvass Results

Official

Run Time 11:42 AM
Run Date 12/05/2022

Clackamas County

November 8, 2022 General Election

11/8/2022

Page 169

Official Results

Registered Voters
216733 of 313875 = 69.05%
Precincts Reporting
86 of 86 = 100.00%

Measure 26-225: Metro

Precinct	Yes	No	Cast Votes	Undervotes	Overvotes	Miscellaneous Write-ins	Vote by Mail Ballots Cast	Total Ballots Cast	Registered Voters	Turnout Percentage
421	1,398	514	1,912	142	0	0	2,054	2,054	4,150	49.49%
422	763	291	1,054	55	0	0	1,109	1,109	1,986	55.84%
423	1,060	392	1,452	86	0	0	1,538	1,538	3,008	51.13%
500	750	296	1,046	54	0	0	1,100	1,100	1,741	63.18%
501	2,522	694	3,216	150	0	0	3,366	3,366	4,827	69.73%
502	2,556	1,015	3,571	163	0	0	3,734	3,734	5,537	67.44%
503	2,091	1,077	3,168	155	0	0	3,323	3,323	4,458	74.54%
504	2,808	1,212	4,020	239	0	0	4,259	4,259	6,408	66.46%
506	1,737	970	2,707	162	0	0	2,869	2,869	4,617	62.14%
510	325	263	588	25	0	0	613	613	902	67.96%
512	638	354	992	38	0	0	1,030	1,030	1,616	63.74%
600	2,623	1,319	3,942	185	0	0	4,127	4,127	6,608	62.45%
602	2,079	1,246	3,325	152	0	0	3,477	3,477	4,877	71.29%
604	138	84	222	10	0	0	232	232	296	78.38%
606	1,209	705	1,914	129	0	0	2,043	2,043	3,247	62.92%
608	2,539	1,641	4,180	218	0	0	4,398	4,398	5,920	74.29%
610	771	378	1,149	72	0	0	1,221	1,221	2,031	60.12%
614	1,288	624	1,912	97	0	0	2,009	2,009	3,293	61.01%
616	2,096	1,002	3,098	190	1	0	3,289	3,289	4,938	66.61%
618	321	143	464	23	0	0	487	487	733	66.44%

Canvass Results

Official

Run Time 11:42 AM

Run Date 12/05/2022

Clackamas County

November 8, 2022 General Election

11/8/2022

Page 170

Official Results

Registered Voters
216733 of 313875 = 69.05%

Precincts Reporting
86 of 86 = 100.00%

Measure 26-225: Metro

Precinct	Yes	No	Cast Votes	Undervotes	Overvotes	Miscellaneous Write-ins	Vote by Mail Ballots Cast	Total Ballots Cast	Registered Voters	Turnout Percentage
620	119	100	219	16	0	0	235	235	369	63.69%
622	1,405	506	1,911	103	0	0	2,014	2,014	2,833	71.09%
626	2,757	731	3,488	186	0	0	3,674	3,674	5,444	67.49%
630	3,870	1,471	5,341	248	0	0	5,589	5,589	7,946	70.34%
632	1,277	658	1,935	97	0	0	2,032	2,032	3,656	55.58%
Totals	97,310	45,065	142,375	7,773	6	0	150,154	150,154	219,323	69.46%

Ballots Cast per Contest - Accumulative Summary
 Washington County November 8 2022 General Election
 All Precincts, All Districts, All Counter Groups, All ScanStations, All Contests, All Boxes
 Official Election Results

Total Ballots Cast: 257479, Registered Voters: 387173, Overall Turnout: 66.50%



Paul R...

Choice	Votes	Vote %
Write-in	154	2.38%
Total	6476	100.00%
Overvotes	0	
Undervotes	4053	

City of Tualatin, Council Member, Position 3 (Vote for 1)
10529 ballots (0 over voted ballots, 0 overvotes, 4044 undervotes), 15949 registered voters, turnout 66.02%

Bridget Brooks	6291	97.01%
Write-in	194	2.99%
Total	6485	100.00%
Overvotes	0	
Undervotes	4044	

City of Tualatin, Council Member, Position 5 (Vote for 1)
10529 ballots (1 over voted ballots, 1 overvotes, 1821 undervotes), 15949 registered voters, turnout 66.02%

Octavio Gonzalez	4314	49.55%
Kelly Horsford	4347	49.93%
Write-in	46	0.53%
Total	8707	100.00%
Overvotes	1	
Undervotes	1821	

City of Wilsonville, Councilor (Vote for 2)
235 ballots (0 over voted ballots, 0 overvotes, 223 undervotes), 407 registered voters, turnout 57.74%

Caroline Berry	144	58.30%
Katie Dunwell	98	39.68%
Write-in	5	2.02%
Write-in	0	0.00%
Total	247	100.00%
Overvotes	0	
Undervotes	223	

West Multnomah Soil and Water Conservation Dist, Dir Pos 2 (Vote for 1)
351 ballots (0 over voted ballots, 0 overvotes, 153 undervotes), 481 registered voters, turnout 72.97%

Shawn S Looney	197	99.49%
Write-in	1	0.51%
Total	198	100.00%
Overvotes	0	
Undervotes	153	

West Multnomah Soil and Water Conservation Dist, Dir Zone 4 (Vote for 1)
351 ballots (0 over voted ballots, 0 overvotes, 152 undervotes), 481 registered voters, turnout 72.97%

Brian W Lightcap	198	99.50%
Write-in	1	0.50%
Total	199	100.00%
Overvotes	0	
Undervotes	152	

West Multnomah Soil and Water Conservation Dist, Dir Zone 5 (Vote for 1)
351 ballots (0 over voted ballots, 0 overvotes, 157 undervotes), 481 registered voters, turnout 72.97%

Terri Preeg Riggsby	193	99.48%
Write-in	1	0.52%
Total	194	100.00%
Overvotes	0	
Undervotes	157	

Tualatin Soil and Water Conservation District, Dir Pos 2 (Vote for 1)
257128 ballots (0 over voted ballots, 0 overvotes, 102244 undervotes), 386692 registered voters, turnout 66.49%

Dean P Moberg	152359	98.37%
Write-in	2525	1.63%

Ballots Cast per Contest with Precincts
 Washington County November 8, 2022 General Election
 All Precincts, All Districts, All Counter Groups, All ScanStations, All Contests, All Boxes
 Official Election Results

Page: 97 of 138
 2022-12-05
 09:06:46

Total Ballots Cast: 257479, Registered Voters: 387173, Overall Turnout: 66.50%

City of Wilsonville, Councilor (Vote for 2)

Precinct	Ballots Cast	Reg. Voters	Total Votes	Caroline Berry		Katie Dunwell		Write-in		Write-in	
Precinct 432	235	407	247	144	58.30%	98	39.68%	5	2.02%	0	0.00%
Total	235	407	247	144	58.30%	98	39.68%	5	2.02%	0	0.00%



Ballots Cast per Contest with Precincts
Washington County November 8, 2022 General Election
All Precincts, All Districts, All Counter Groups, All ScanStations, All Contests, All Boxes
Official Election Results
Total Ballots Cast: 257479, Registered Voters: 387173, Overall Turnout: 66.50%

Page: 98 of 138
2022-12-05
09:06:46

City of Wilsonville, Councilor (Vote for 2)

Precinct	Ballots Cast	Reg. Voters	Total Votes	Over Votes	Under Votes
Precinct 432	235	407	247	0	223
Total	235	407	247	0	223